

Visit dhorc.co.uk or Find us on **facebook**

Derby HO Racing Club 
www.dhorc.co.uk



Race Evening

012

Rounds 1/2/3

Imola - GT

17Jan23



DHORC-CD 34

01 A Smith
02 S Goodlip
03 D Garbett

DHORC-CD 35

01 S Goodlip
02 D Garbett
02 A Smith

DHORC-CD 36

01 S Goodlip
02 D Garbett
03 M Thorpe

This Week: Record 27 on grid – Autosport International at NEC

History and Key Facts

HO Club founded on 7 July 1992

- DHORC: Derby HO Racing Club ("HO" Is The Scale = 1/64th)
- Section of Derby Leisure & Events Venue, open to all!
- Home of world famous international Le Mans 24 Hour race.
- Smaller scale version of Scalextric, once set up works all night!
- Four and eight lane circuits
- Computerised timing
- Statistics for every meeting and every member since July 1992
- Over 20 race meetings each year
- 50+ circuit designs, up to 567 feet in length
- Eight-lane routed DHORCingham oval
- Two car categories – Tyco open wheel (F1)
 - Tomy SGP, BSRT, VSR enclosed wheel (GC)



Carrera Digital Club 1st race 18 January 2022

- 1/32nd Carrera Digital DTM & GT Cars
- 12+ Evenings a year, minimum 3x15-minute races per driver per evening.
- 7 circuits, 2 Evenings per circuit
- Full computerised timing and stats through SmartRace App



The Club Nights and Magazine Coverage

HO

- Racing starts between 18:45 and 19:00 hours – Finished by 21:30 hours
- Minimum of four 3-minute qualifying races & one Final (F1 or GC) for each member
- Championship points for all members
- Race report, news, photos and stats included in HO Magazine

Carrera Digital

- Racing starts between 18:00 and 18:15 hours – Finished by 21:30 hours
- Race report, news, photos and stats included in Carrera Magazine
- Championship points for all members

- Rules & regulations booklet covering all the DHORC rules produced each year
- Great family atmosphere, a help-all culture

Membership Fees, Car Costs and Prizes

- Adult £30 and junior (under 16) £15 for HO & Carrera, £40/£20 combined
- Only £50 Total expenditure for two cars HO Cars, £65 for one Carrera car
- All cars and spares can be bought at club
- Adult, Masters (over 56), Junior (16 & under) Championships

Championship Trophies presented at 1st Evening of following year





Editorial 012



Wow, 27 Members on the grid! Who would have guessed when **Phil Rees** and I first thought of adding Carrera Digital to DHORC's portfolio we would be where we are today? Yes we are having to run all Group E races between 17:00 and 18:00 hours due to the constraints of time and yes we are going to tweak those who are in Group E (See Page 9). However just the fact we have so many Members (we can actually fit in three more if they are prepared to race earlier) racing these fantastic 1/32nd cars is amazing to behold.

There was a lot of communications on WhatsApp recently regarding car modifications. Just to reiterate what is covered in the Carrera Digital Rules & Regs, we will only allow blue printing, nothing more over and above what has already been allowed. The replacement Slot.It rear axle and PSR Mabuchi Motor were only introduced to make sure all the cars are made as equal as possible. Introducing anything else will just

introduce a costs war, which we cannot do. We need to keep the regulations as fair as possible. So don't worry we will never go down a "who has the most money" route.

Since the last Evening of 2022 we have come up with the idea of running two Sprint Races at the second Brands Hatch and Sakhir Evenings (See Page 13). Hopefully these will be a success.



The first Evening of 2023 Carrera Digital racing was the eighth day of DHORC activities in nine days with five of those involving our HO track at the Autosport International Racing Car Show (See Page 5). What an incredible experience for us all. Thank you all so much for your support

Finally congratulations to **Angus Smith** for taking both 2022 Championships (See Page 9) and winning the first Round of 2023 and to **Simon Goodlip** for winning Rounds 2 and 3.

Front Cover: Group C about to set off

Derby HO Racing Club		Committee...2023		Derby HO Racing Club	
Chairman / Treasurer	Nick Sismey	M 07984 339 192	sismey80@hotmail.co.uk		
Vice Chairman	Phil Rees	M 07912 378 652	dhorcman.p.r@ntlworld.com		
Secretary	Laura Edwards	M 07501 217 254	laurabubbles07@hotmail.co.uk		
Spares	Geoff Peach	M 07443 585 902	geoff@geoffpeach.com		
Race Control	Liam Smith	M 07477 698 158	liam-smith-93@hotmail.co.uk		
Race Control	Darryn Mutch	M 07954 741 677	darrynmutch@live.co.uk		
Scrutineer	Dean Garbett	M 07964 854 084	garbett@sky.com		
Carrera Digital Scrutineer	Angus Smith	M 07591 813 431	angus@angussmith500.plus.com		
Carrera Digital	John Lamb	M 07758 917 497	john.lamb22@ntlworld.com		
Carrera Digital	Steve White	M 07859 999 480	wslotcarsteve@gmail.com		

ROLLS-ROYCE SLOT CAR MAGAZINE IS PUBLISHED AND COPYRIGHT 2023 BY DHORC, AND NO PORTION MAY BE REPRODUCED OR TRANSMITTED WITHOUT WRITTEN PERMISSION, AND MAY CONTAIN ARTICLES AND GRAPHICS REPRINTED WITH THE PERMISSION OF THE ORIGINAL COPYRIGHT HOLDER, WHO RETAINS ALL RIGHTS

Contents.....012

Page	Details
003	Editorial
004	Contents
005	News & Views Including..... 1. Acknowledgements 2. Autosport International - 12 to 15 January 2023 3. DHORC Carrera Digital Double Champ - Angus 4. Race Groups for Imola Evening 2 - 07Feb23 5. DISCA/DHORC 3-hours of Sebring - Sat 18Feb23 6. Introduction of 5-minute Sprint Races 7. Paul Ricard's Test Night - 14th February 2023
006	2023 Calendar
008	DHORC's Official Clothing
010	Razorlite
015	Imola Test 03Jan23
029	Race Report – Imola GT – 17th January 2023 - Round 01
035	Race Report – Imola GT – 17th January 2023 - Round 02
042	Race Report – Imola GT – 17th January 2023 - Round 03
048	Best Results at Fuji Speedway
053	Championships
056	Members' Statistics
060	Rules & Regulations Issue 3 - 31Dec22
066	Next Race - Imola – 7th February 2023 - Rounds 04, 05 & 06 of 42
069	Razorlite Spares

Carrera®

DIGITAL

News & Views.....012

1. Acknowledgements for DHORC-CDs 34,35 & 36

Phil Rees	Race Control & Everything Else	Simon Rankin	Packing Away
Angus Smith	Setting Up, Scrutineering & PA	Steve White	Packing Away
Liam Smith	Setting Up & Packing Away	Martin Thorpe	Packing Away
John Yates	Setting Up	Lewis Blacker	Packing Away
Dan Hughes-Dowd	Setting Up	Macaully Dutson	Packing Away
Dean Garbett	Race Control & Packing Away	Laura Edwards	Packing Away
Darryn Mutch	Race Control & Packing Away	Jono Johnson	Packing Away
Dave Edwards	Packing Away	Jag Kalyan	Packing Away
Chris Cooper	Packing Away	Daniel Kalyan	Packing Away
Stuart Gray	Packing Away	Lee Pateman	Packing Away
Richard Booth	Packing Away	Simon Goodlip	Packing Away
John Lamb	Packing Away	Tom Gray	Packing Away

2. Autosport International – 12 to 15 January 2023

With thanks to **Laura Edwards, Lewis Blacker, Dave Edwards, Dean Garbett, Dan Hughes-Dowd, JJ Hughes-Dowd, Jono Johnson, Darryn Mutch, Phil Rees, Nick Sismey** and **Angus Smith** the running our eight-lane Donington Park track at the Autosport International Racing Car Show was a great success. At the final count we had a record 1,122 racers duelling it out for free OpenTrack, track days for the adults and British Touring Car Championship tickets for the Juniors.



In all Dan and I were there five days with set up on Wednesday. By the time Sunday evening came round and everything was packed away in the Club Room, thanks to **John Lamb's** help, we were both ready for a well earned rest! It is by far the biggest and longest event we have done and didn't we know it!

Derby HO Racing Club

Calendar 2023

 Home of HO Le Mans

Day	Date	Location	Round	Round	Track	
Tuesday	10-Jan	Table Tennis Room	1 (F1)		Miami (NEW)	
Thu-Sun	12-15-Jan	NEC	Corporate		Autosport International Racing Car Show	
Tuesday	31-Jan	Table Tennis Room	2 (F1)	3 (GC)	Interlagos	
Saturday	04-Feb	Lockington Village Hall	Corporate		Charity Event	
Tuesday	21-Feb	Table Tennis Room	4 (F1)	5 (GC)	Cadwell Park	
Tuesday	14-Mar	Table Tennis Room	6 (F1)	7 (GC)	Monaco	
Tuesday	04-Apr	Table Tennis Room	8 (F1)	9 (GC)	Long Beach	
Sat/Sun	22/23Apr	Donington Park	Corporate		BTCC (Provisional)	
Tuesday	02-May	Table Tennis Room	10 (F1)	11 (GC)	Zandvoort	
Tuesday	16-May	Table Tennis Room	12 (F1)	13 (GC)	Nashville	
Sat/Sun	27/28May	Donington Park	Corporate		British GT	
Tuesday	06-Jun	Table Tennis Room	14 (F1)	15 (GC)	Donington Park	
Tuesday	27-Jun	Table Tennis Room	16 (F1)	17 (GC)	Miami	
Tuesday	18-Jul	Table Tennis Room	18 (F1)	19 (GC)	Interlagos	
Tuesday	08-Aug	Table Tennis Room	20 (F1)	21 (GC)	Cadwell Park	
Sat/Sun	12/13Aug	Donington Park	Corporate		Convoy In the Park	
Sunday	20-Aug	Donington Park	Corporate		Tunerfest	
Sat/Sun	26/27Aug	Donington Park	Corporate		BTCC (Provisional)	
Tuesday	12-Sep	Table Tennis Room	22 (F1)	23 (GC)	Monaco	
Tuesday	03-Oct	Table Tennis Room	24 (F1)	25 (GC)	Long Beach	
Sat/Sun	21/22Oct	Donington Park	Corporate		British GT	
Tuesday	24-Oct	Table Tennis Room	26 (F1)	27 (GC)	Zandvoort	
Tuesday	14-Nov	Table Tennis Room	28 (F1)	29 (GC)	Nashville	
Tuesday	28-Nov	Table Tennis Room	30 (F1)	31 (GC)	Donington Park	

Derby HO Racing Club




 Home of HO Le Mans

Day	Date	Location	Rounds*	Track	
Tuesday	03-Jan	Table Tennis Room	Test Night	Imola	
Tuesday	17-Jan	Table Tennis Room	1 2 3	Imola (New)	
Tuesday	07-Feb	Table Tennis Room	4 5 6	Imola	
Tuesday	14-Feb	Table Tennis Room	Test Night	Paul Ricard	
Saturday	18-Feb	Table Tennis Room	DISCA/DHORC	Sebring 3 Hours - Oxigen/Carrera GT4	
Tuesday	07-Mar	Table Tennis Room	7 8 9	Paul Ricard (New)	
Tuesday	18-Apr	Table Tennis Room	10 11 12	Paul Ricard	
Tuesday	09-May	Table Tennis Room	13 14 15	Road Atlanta (New)	
Friday	02-Jun	Table Tennis Room	Test Night	Le Mans	
Saturday	03-Jun	Table Tennis Room	16 17 18 19 20 21	Le Mans (New)	
Tuesday	13-Jun	Table Tennis Room	22 23 24	Road Atlanta	
Tuesday	04-Jul	Table Tennis Room	25 26 27	Brands Hatch (New)	
Tuesday	01-Aug	Table Tennis Room	28 29 30/31	Brands Hatch	
Tuesday	19-Sep	Table Tennis Room	33 34 35	Sakhir	
Tuesday	10-Oct	Table Tennis Room	35 36 37/38	Sakhir	
Tuesday	07-Nov	Table Tennis Room	39 40 41	Daytona Sports Car Course	
Saturday	25-Nov	Table Tennis Room	DISCA/DHORC	Fuji 6 Hours - Oxigen/Carrera WEC	
Tuesday	12-Dec	Table Tennis Room	42 43 44	Daytona Sports Car Course	

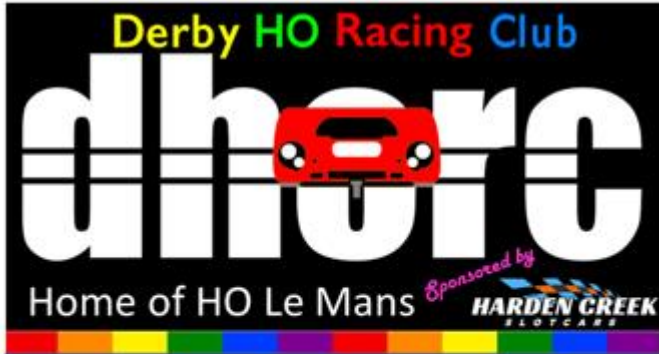
Key: 20 or less HO racers then double finals, 21 and above then single finals
 * Could be more than three Digital Rounds on a night, depending on attendance.
 Note: 75% of HO Rounds count towards DHORC Championship which equals 24
 Note: 75% of Digital Rounds count towards Carrera Championship which equals 32

Dan stunned us all with his ability to encourage people to race. Using his former Alton Tower's skills, he had folk racing we never thought would pick up a hand controller in a month of Sundays. He could definitely sell ice-creams to the Eskimos! In recognition of this we awarded him the DHORC Hero trophy, kindly presented by our Club Secretary Laura, below.



Each day is covered in detail on the DHORC Facebook Page together with photos. I had always wanted to run a track at Autosport International, so it was a dream come true. However I won't work with OpenTrack again so if we do go back it will be with Autosport themselves, who were simply amazing as everyone at the NEC were. Watch this space for next year!





Official Clothing



Please contact Nick Sismey



3. DHORC Carrera Digital Double Champ - Angus

DHORC Secretary **Laura Edwards** presented 2022 DHORC Carrera Digital Champion and Group Challenge Champion **Angus Smith** with both of his trophies on Tuesday night.



4. Race Groups for Imola Evening 2 – 07Feb23

Our first Group E races took place at Imola as we had an unprecedented 27 racers on the grid. Group E had to run all three of their races between 17:00 and 18:00 hours to ensure they were all run before the normal start time of 18:00 hours, otherwise we couldn't fit them into the Evening.

Should we have above 24 racers at future Evenings we have agreed the following tweak to Group E racers. A big thank you to **John Lamb, Jono Johnson** and **Macaully Dutson** agreeing to these changes. All three Hughes-Dowds are still in the same Group but now D.

Looking at the Group changes based on Rankings after Tuesday night, **Jag Kalyan** makes the biggest improvement, up five places from Group D to C3 with **Richard Booth** up four to C2.

We have also agreed the 125% fuel usage goes up from 9.6 secs to 9.7 secs.

Imola Carrera Digital 07Feb23					
Race Groups - Issue 2					
Grp	Competitor	Rank	Grp	Competitor	Rank
A			D		
A1	A Smith	2.407	D1	JJ Hughes-Dowd	16.852
A2	S Goodlip	2.704	D2	S Gray	17.074
A3	D Garbett	3.296	D3	D Kaylan	18.852
A4	S White	3.926	D4	S Rankin	20.630
A5	G Peach	6.148	D5	D Hughes-Dowd	21.074
A6	N Sismey	6.407	D6	JT Hughes-Dowd	21.944
B			E		
B1	L Blacker	7.630	E1	J Lamb	11.111
B2	M Thorpe	8.741	E2	J Johnson	16.111
B3	L Pateman	8.852	E3	M Dutson	18.741
B4	C Cooper	9.519	E4		
B5	J Yates	9.741	E5		
B6	P Rees	9.889	E6		
C			Unavailable		
C1	D Edwards	12.741	U1		
C2	R Booth	13.444	U2		
C3	J Kalyan	15.259	U3		
C4	T Gray	15.407	U4		
C5	L Edwards	15.704	U5		
C6	L Smith	15.815	U6		

Derby HO Racing Club



Carrera
DIGITAL 132



Razorlite

Urethane Tyres and 1/32nd Wheels & Inserts

Visit our
Facebook Page
or the back of
this magazine



5. DiSCA/DHORC 3-hours of Sebring – Sat 18Feb23

DiSCA and DHORC are pleased to announce the second Oxigen 3 hours of Sebring on Saturday 18th February 2023, in the Derby Leisure & Event Venue (DL&EV) Table Tennis Room, Derby, UK.

The poster features the DiSCA and DHORC logos at the top right. The main text reads 'Visit SEBRING for 1:32 digital slot car racing!' in large blue letters. Below this, it says 'Saturday 18th February 2023' and '3 hours - DiSCA GT4'. At the bottom, the website 'officialdisca.com' is listed. On the left side, there are two photographs showing the slot car racing track and participants in the venue.

Event information

After one season of successful 1:32 digital racing for DHORC, further investment has been made giving the club the capability to host Oxigen racing. Whereas the previous DiSCA-partnered event used Ninco track, the 2023 event will take place on a two lane Carrera-Oxigen layout.

There will be a morning practice session, two qualifying races, and the main three hour race in the afternoon. Teams may be made of two or three drivers.

Qualifying Races will be composed of a 5 minute qualifying session to determine the grid, and then a 20 minute sprint race. The aggregate lap score from both 20 minutes races will determine the grid and rostrum priority for the main 3 hour race. No one driver may take part in both qualifying races - it's one race for each driver. For three man teams one person will have to sit out and hone their marshalling skills.. or tea making 😊

Current Teams

1. Carazing
2. Quornstars
3. Garage 27
4. DHORC
5. @Carfunmostly
6. Exiles
7. Razors
8. Connexus Motorsport

GT4 Cars

Any GT car by Scalextric or Carrera, built to GT4 Pro regulations and with the exception of the Ford GT, will be allowed to race. As previously we will also allow Touring Cars in this race, but there will be no formal category for them.

Since the last event, the GT4 Pro regulations have changed. Where previously 3D printed chassis were allowed with the intention of converting sidewinder models to inline, this is no longer permitted. All chassis must be original equipment with upgraded axels, gears and wheels permitted. Full regs are attached and can also be found on officialdisca.com

Teams must supply their own motor; PSR-AC6 20k double shaft. Motor modifications are strictly illegal. The manufacturing code must be clearly visible on the can.

Rear tyres will be hand-out Slotit 1028 P6, teams will be provided one set for the event. Tyre wear on the Carrera surface is expected to be negligible. You will need to have compatible wheels fitted to your car.

The Oxigen wireless digital system will require teams to fit a Type C or B2 oxigen in car chip to their cars and use a Slotit SCP1/2/3 hand controller.

Traction magnets are not allowed!

The full rules and regs can be found here <https://www.slotforum.com/threads/oxigen-3-hours-of-sebring-dhorc-digital-event-18th-february-2023.209872/>

Schedule (approximate)

09:00 Doors open / Free Practice.

10:20 Handout parts are issued

10:30 Qualifying Race 1: 5m + 20 m

11:00 Qualifying Race 2: 5m + 20m

11:30 Track Closed. Technical Inspection / Lunch

12:30 Warmup

12:35 Green Flag

15:35 Chequered Flag

Registration

Spaces are limited to a maximum of ten teams. There is no registration form for this event, just sign up here on the thread. The entry fee is £30.00, payable to officialdisca@gmail.com Entries will be accepted first come first serve upon receipt of payment in full.

Finally... Save the date!

We'll be back at DHORC for more Oxigen racing on Saturday 25th November 2023 for 6 hours WEC on the Fuji layout...



**The Digital Slot Car
Association**

@officialdisca · Community Organization

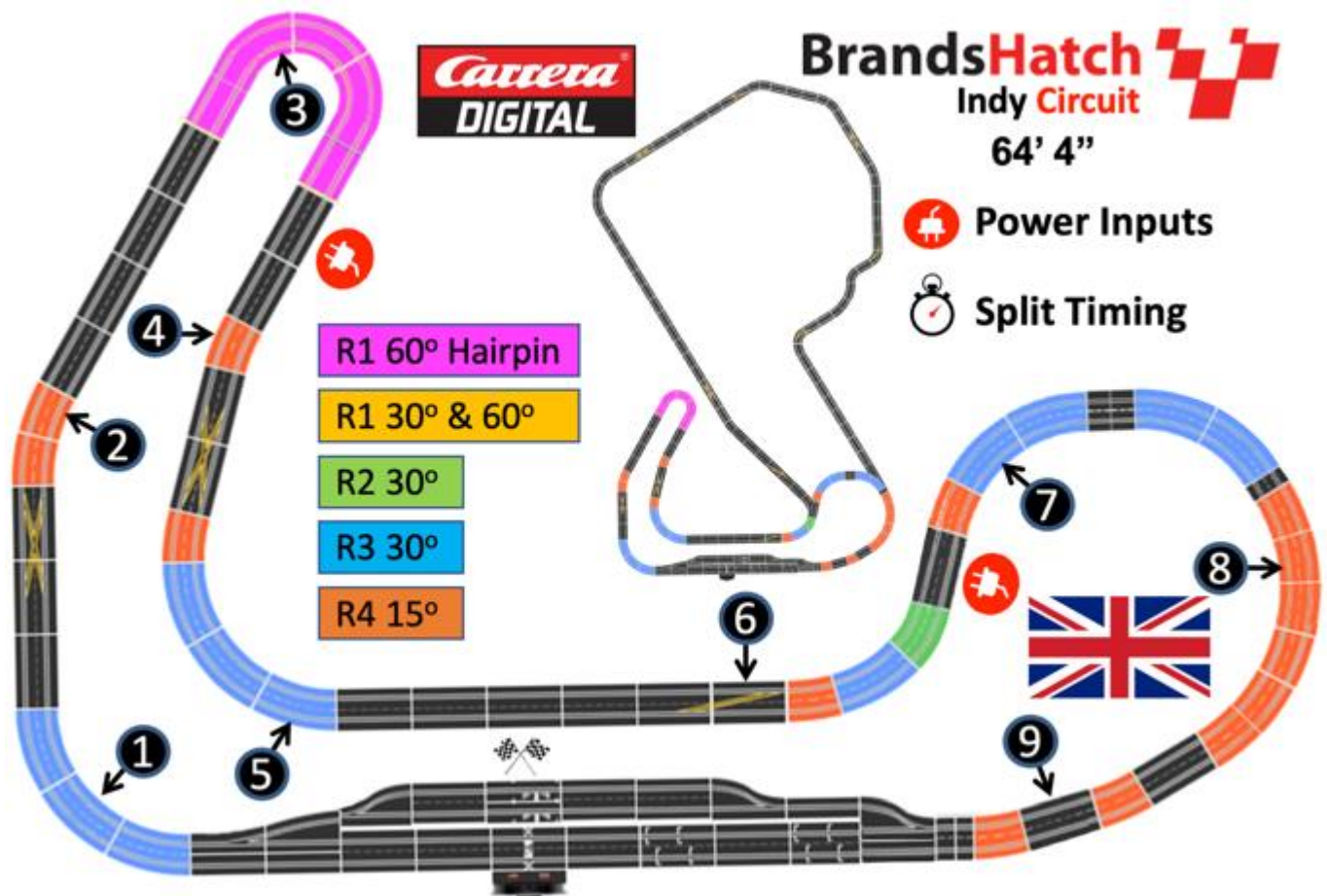
6. Introduction of 5-minute Sprint Races

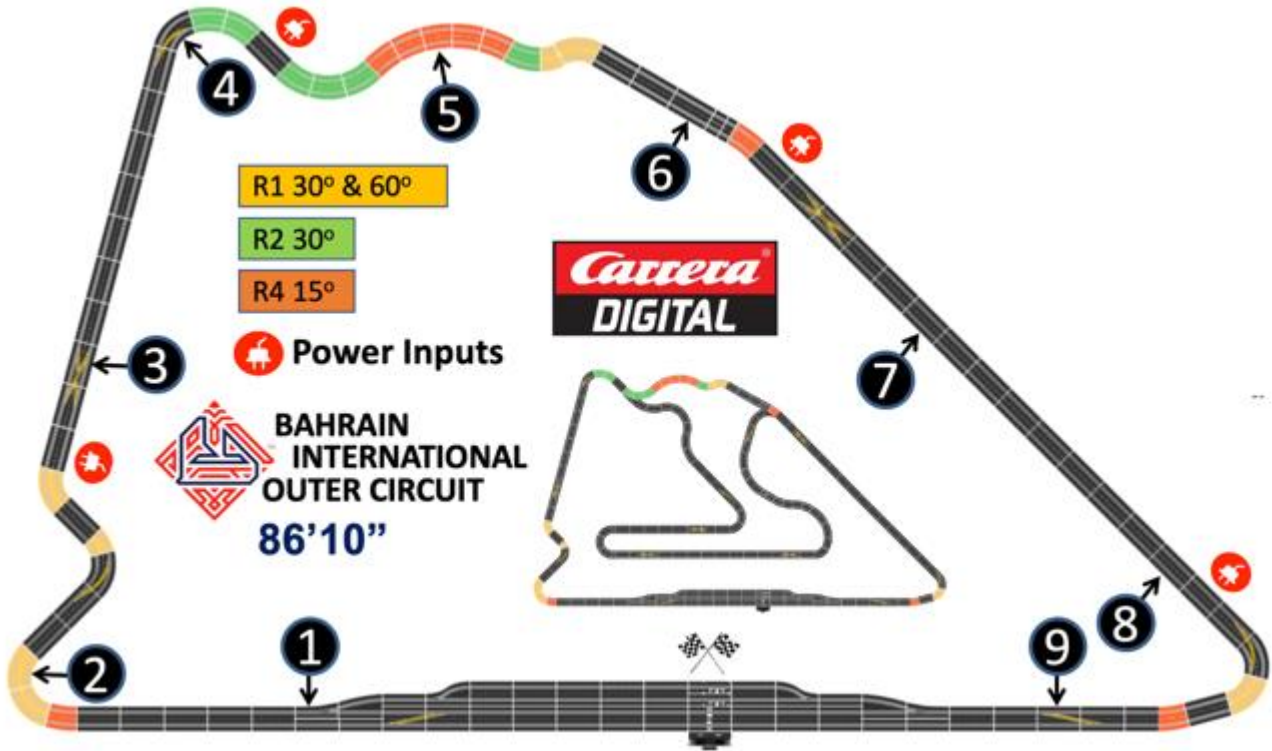


As discussed via WhatsApp and E-mail we have all agreed to trial four 5-minute Sprint Races in 2023, two on the Indy Circuit at Brands Hatch and two at the Outer Circuit at Sakhir. Both at the second Evening on these two circuits on 01Aug23 and 10Oct23 respectively.

The way the evenings will be run is that we will have two normal 15-minute races for all Groups on the full tracks and then switch to the shorter circuit and run two 5-minute Sprint Races. There will be no pit stops, just a straight race to the flag. To save time each Group will run their races consecutively starting with either Group E or Group D, depending on how many competitors there are on the night.

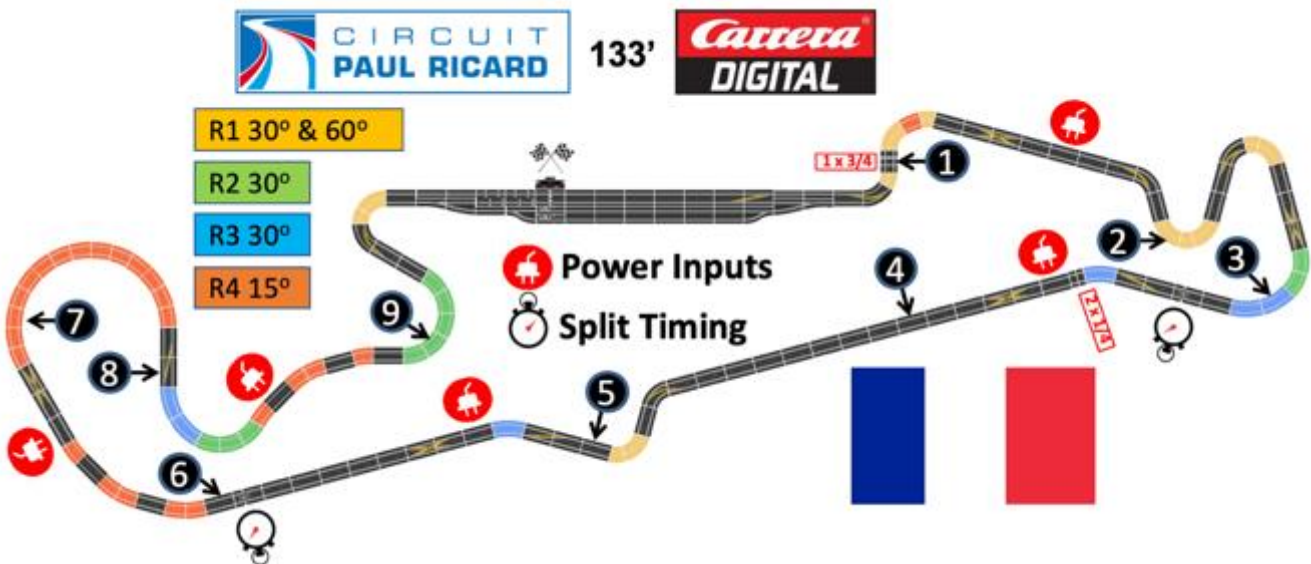
Half points will be awarded for both races and the combined scores used towards the Championship. The individual scores can't be used as a worse score towards the end of the year only the combined scores on the night. We will review the success of these Sprint Races at this year's AGM.





7. Paul Ricard's Test Night – 14th February 2023 ❤️

With apologies, the only date we can find for the Paul Ricard Test Night is Valentine's day on 14Feb23. Hopefully we will still have a good turnout for the first running of our second new circuit of the year.



Nick Sismey

Derby HO Racing Club

where

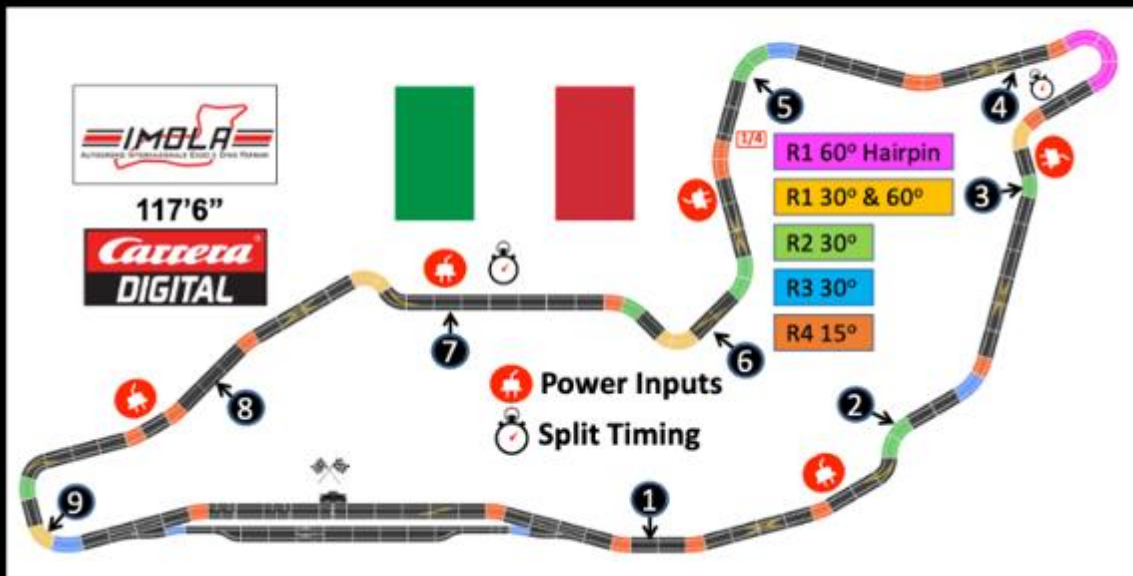


Home of HO Le Mans

Carrera
DIGITAL



Imola Test 03Jan23



Our first Test Night of 2023 on the all new Imola circuit on 03Jan23 saw the biggest Carrera Digital grid to date with 24 racers in attendance. Thank you all for your support.

I must admit when I first drove the circuit I didn't like it, but after further runs it grew on me. There is definitely a technique to driving a track with no real straights and a number of tricky chicanes. Some folk liked the inside lane, which is no doubt quicker on a single lap, but I found the outside lane better for consistent crash free laps. Congratulations to **Steve White** for taking his first Pole!

dharc Imola Test Night - 03Jan23 - Best Individual Scores & Qualifying															
Laps in 5 Mins					Fastest Lap					Qualifying					
Pos	Competitor	Best	Car	Laps	Pos	Competitor	Best	Car	Time	MPH	Pos	Competitor	Car	Time	MPH
1	S Goodlip	1	Audi R8	30.6	1	A Smith	1	McLaren 1	8.815	9.088	1	S White	Red Bull Ferrari	9.259	8.653
2	S White	1	Red Bull Ferrari	28.9	2	S Goodlip	1	Audi R8	9.005	8.897	2	G Peach	McLaren	9.786	8.187
3	A Smith	1	Corvette	28.8	3	S White	1	Red Bull Ferrari	9.219	8.690	3	J Yates	McLaren	9.802	8.173
3	D Garbett	1	Audi R8 No1	28.8	4	D Garbett	1	Pink Pig2	9.257	8.654	4	L Blacker	Mercedes	9.835	8.146
5	M Thorpe	1	McLaren	27.5	5	L Pateman	1	McLaren	9.316	8.600	5	N Sismey	Porsche	10.113	7.922
6	P Rees	1	Porsche	27.2	6	J Yates	1	McLaren	9.409	8.515	6	L Pateman	McLaren	10.127	7.911
7	L Pateman	1	McLaren	26.9	7	G Peach	1	Ferrari	9.537	8.400	7	R Booth	McLaren	10.185	7.866
8	J Yates	1	McLaren	26.7	8	N Sismey	1	Porsche	9.574	8.368	8	P Rees	Audi R8	10.260	7.808
9	G Peach	1	Ferrari	26.4	9	P Rees	1	Porsche RWB	9.759	8.209	9	C Cooper	BMW	10.356	7.736
9	S Gray	1	Porsche 935	26.4	10	L Blacker	1	Mercedes	9.776	8.195	10	J Johnson	DTM BMW	11.424	7.013
11	C Cooper	1	BMW M4 GT3	26.3	11	M Thorpe	1	McLaren	9.780	8.192	11	L Edwards	BMW	12.036	6.656
11	N Sismey	1	Porsche	26.3	12	J Lamb	1	Lambo	10.030	7.987	12	D Edwards	BMW M6	12.104	6.619
11	R Booth	1	McLaren	26.3	13	J Kalyan	1	Audi R8	10.130	7.909	13	J Kalyan	Audi R8	12.294	6.516
14	L Blacker	1	Ferrari	26.0	14	C Cooper	1	BMW M4 GT3	10.134	7.905	14	JT Hughes-Dowd	DTM Merc	12.740	6.288
15	J Kalyan	1	Audi R8	25.7	15	D Hughes-Dowd	1	Porsche 935	10.401	7.702	15	M Thorpe	McLaren	13.920	5.755
16	L Edwards	1	BMW M6 GT3	25.3	16	L Edwards	1	BMW M6 GT3	10.411	7.695	16	D Kaylan	Audi R8	14.819	5.406
17	D Kalyan	1	Audi R8	24.1	17	R Booth	1	McLaren	10.437	7.676	17	S Rankin	Aston	N/T	N/T
17	J Johnson	1	DTM BMW	24.1	18	S Gray	1	Ferrari	10.520	7.615	17	D Hughes-Dowd	Porsche 935	N/T	N/T
19	J Lamb	1	Lambo	23.1	19	J Johnson	1	DTM BMW	10.689	7.495	17	S Gray	Ferrari	N/T	N/T
20	D Hughes-Dowd	1	Porsche 935	22.5	20	D Edwards	1	Lambo	10.723	7.471	17	T Gray	Lambo	N/T	N/T
21	JT Hughes-Dowd	1	DTM Merc	22.2	21	S Rankin	1	Aston	11.097	7.219	17	D Garbett	Pink Pig No2	N/T	N/T
21	T Gray	1	Lambo	22.2	22	D Kalyan	1	Audi R8	11.131	7.197	17	S Goodlip	Audi R8	N/T	N/T
23	D Edwards	1	BMW	22.0	23	JT Hughes-Dowd	1	DTM Merc	11.302	7.088	17	A Smith	McLaren No2	N/T	N/T
24	S Rankin	1	Aston	19.3	24	T Gray	1	Lambo	11.751	6.818					



Laps in 5 Mins					Fastest Lap					
Pos	Competitor	Best	Car	Laps	Pos	Competitor	Best	Car	Time	MPH
1	S Goodlip	1	Audi R8	30.6	1	A Smith	1	McLaren 1	8.815	9.088
2	S White	1	Red Bull Ferrari	28.9	2	A Smith		McLaren 2 GS	8.879	9.023
3	A Smith	1	Corvette	28.8	3	S Goodlip	1	Audi R8	9.005	8.897
3	D Garbett	1	Audi R8 No1	28.8	4	S Goodlip		Audi R8	9.112	8.792
5	A Smith		McLaren 2 GS	28.7	5	A Smith		McLaren 1	9.180	8.727
6	S White		Red Bull Ferrari	28.6	6	S White	1	Red Bull Ferrari	9.219	8.690
7	A Smith		McLaren 1	28.2	7	D Garbett	1	Pink Pig2	9.257	8.654
7	D Garbett		Audi R8	28.2	8	S White		Red Bull Ferrari	9.279	8.634
9	S Goodlip		Audi R8	27.7	9	S White		Red Bull Ferrari	9.289	8.625
10	D Garbett		Pink Pig2	27.5	10	L Pateman	1	McLaren	9.316	8.600
10	M Thorpe	1	McLaren	27.5	11	S Goodlip		Audi R8	9.328	8.589
10	M Thorpe		McLaren	27.5	12	A Smith		McLaren 2	9.334	8.583
13	P Rees	1	Porsche	27.2	13	J Yates	1	McLaren	9.409	8.515
14	L Pateman	1	McLaren	26.9	14	A Smith		Corvette	9.480	8.451
15	J Yates	1	McLaren	26.7	15	G Peach	1	Ferrari	9.537	8.400
15	L Pateman		McLaren	26.7	16	D Garbett		Audi R8 No2	9.561	8.379
15	L Pateman		McLaren	26.7	17	N Sismey	1	Porsche	9.574	8.368
15	S White		Red Bull Ferrari	26.7	18	L Pateman		McLaren	9.584	8.359
19	P Rees		Audi R8	26.6	19	D Garbett		Audi R8	9.597	8.348
20	D Garbett		Audi R8 No2	26.5	20	D Garbett		Audi R8 No1	9.610	8.336
21	A Smith		McLaren 2	26.4	21	S White		Red Bull Ferrari	9.611	8.336
21	G Peach	1	Ferrari	26.4	22	L Pateman		McLaren	9.659	8.294
21	J Yates		McLaren	26.4	23	P Rees	1	Porsche RWB	9.759	8.209
21	S Gray	1	Porsche 935	26.4	24	J Yates		McLaren	9.768	8.202
25	C Cooper	1	BMW M4 GT3	26.3	25	L Blacker	1	Mercedes	9.776	8.195
25	N Sismey	1	Porsche	26.3	26	M Thorpe	1	McLaren	9.780	8.192
25	P Rees		Porsche RWB	26.3	27	L Pateman		McLaren	9.801	8.174
25	R Booth	1	McLaren	26.3	28	J Yates		McLaren	9.835	8.146
29	S Gray		Ferrari	26.1	29	N Sismey		Porsche	9.843	8.139
30	L Blacker	1	Ferrari	26.0	30	L Pateman		McLaren	9.849	8.134
30	S Goodlip		Audi R8	26.0	31	L Blacker		Ferrari	9.880	8.109
32	S White		Red Bull Ferrari	25.8	32	M Thorpe		McLaren	9.894	8.097
33	J Kalyan	1	Audi R8	25.7	33	G Peach		Mercedes	9.898	8.094
34	D Garbett		Pink Pig1	25.6	34	P Rees		Audi R8	9.969	8.036
34	M Thorpe		McLaren	25.6	35	L Blacker		Ferrari	10.004	8.008
34	M Thorpe		McLaren	25.6	36	J Lamb	1	Lambo	10.030	7.987
37	J Kalyan		Audi R8	25.4	37	D Garbett		Pink Pig1	10.046	7.975
38	L Edwards	1	BMW M6 GT3	25.3	38	J Yates		McLaren	10.053	7.969
39	R Booth		McLaren	25.2	39	L Blacker		Mercedes	10.064	7.960





Coding cars into their correct hand controller socket

Imola was tricky



Laps in 5 Mins					Fastest Lap					
Pos	Competitor	Best	Car	Laps	Pos	Competitor	Best	Car	Time	MPH
40	J Yates		McLaren	24.8	40	P Rees		Porsche	10.078	7.949
40	R Booth		Lambo	24.8	41	J Lamb		Lambo	10.082	7.946
40	R Booth		Lambo	24.8	42	J Kalyan	1	Audi R8	10.130	7.909
43	L Blacker		Ferrari	24.6	43	C Cooper	1	BMW M4 GT3	10.134	7.905
43	S Goodlip		Ferrari 488	24.6	44	N Sismey		Porsche	10.137	7.903
45	G Peach		McLaren	24.5	45	S Goodlip		Ferrari 488	10.142	7.899
45	J Yates		McLaren	24.5	46	G Peach		McLaren	10.145	7.897
45	L Blacker		Mercedes	24.5	47	N Sismey		Porsche	10.152	7.891
48	G Peach		Mercedes	24.2	48	M Thorpe		McLaren	10.206	7.850
48	L Edwards		BMW M6 GT3	24.2	49	M Thorpe		McLaren	10.223	7.837
48	N Sismey		Porsche	24.2	50	S White		Ferrari	10.289	7.786
48	S Gray		Ferrari	24.2	51	J Kalyan		Audi R8	10.330	7.755
52	C Cooper		BMW	24.1	52	N Sismey		Porsche	10.393	7.708
52	D Kalyan	1	Audi R8	24.1	53	D Hughes-Dowd	1	Porsche 935	10.401	7.702
52	J Johnson	1	DTM BMW	24.1	54	L Edwards	1	BMW M6 GT3	10.411	7.695
52	L Pateman		McLaren	24.1	55	R Booth	1	McLaren	10.437	7.676
56	N Sismey		Porsche	24.0	56	R Booth		McLaren	10.478	7.646
57	G Peach		Corvette C6	23.9	57	J Kalyan		Audi R8	10.488	7.639
58	N Sismey		Porsche	23.8	58	C Cooper		BMW	10.495	7.634
59	J Johnson		DTM BMW	23.7	59	S Gray	1	Ferrari	10.520	7.615
59	P Rees		Mercedes AMG	23.7	60	D Hughes-Dowd		Porsche 935	10.567	7.581
61	A Smith		McLaren 1	23.6	61	L Blacker		Porsche 935	10.578	7.574
62	J Johnson		DTM BMW	23.3	62	J Kalyan		Audi R8	10.598	7.559
62	L Edwards		BMW M6 GT3	23.3	63	G Peach		Audi R8	10.621	7.543
64	L Blacker		Mercedes	23.2	64	M Thorpe		McLaren	10.637	7.532
65	C Cooper		BMW	23.1	65	L Edwards		BMW M6 GT3	10.643	7.527
65	J Johnson		DTM BMW	23.1	66	P Rees		Mercedes AMG	10.672	7.507
65	J Lamb	1	Lambo	23.1	67	S Gray		Porsche 935	10.679	7.502
65	S White		Ferrari	23.1	68	J Johnson	1	DTM BMW	10.689	7.495
69	J Kalyan		Audi R8	22.7	69	D Edwards	1	Lambo	10.723	7.471
69	S Goodlip		Ferrari	22.7	70	D Edwards		BMW	10.746	7.455
69	S Gray		Ferrari	22.7	71	D Hughes-Dowd		Porsche 935	10.755	7.449
72	C Cooper		BMW M4 GT3	22.5	72	D Edwards		Lambo	10.786	7.428
72	D Hughes-Dowd	1	Porsche 935	22.5	73	J Johnson		DTM BMW	10.796	7.421
72	D Kalyan		Audi R8	22.5	74	D Edwards		Merc AMG LMQ	10.803	7.416
72	R Booth		McLaren	22.5	75	J Kalyan		Audi R8	10.841	7.390
76	D Kalyan		Audi R8	22.3	76	S Gray		Ferrari	10.890	7.357
76	P Rees		X-BOW	22.3	77	R Booth		Lambo	10.893	7.355
76	S Gray		Ferrari	22.3	78	R Booth		McLaren	10.900	7.350





Simon Goodlip had more cars to test than most but stuck with his trusty Audi in the end



Imola Carrera Digital Test Night - 03Jan23 - Overall Scores (Sheet 3)



Laps in 5 Mins					Fastest Lap					
Pos	Competitor	Best	Car	Laps	Pos	Competitor	Best	Car	Time	MPH
79	JT Hughes-Dowd	1	DTM Merc	22.2	79	J Johnson		DTM BMW	10.948	7.318
79	T Gray	1	Lambo	22.2	80	G Peach		Corvette C6	10.953	7.314
81	M Thorpe		McLaren	22.1	81	D Hughes-Dowd		Porsche 935	10.983	7.294
81	T Gray		Lambo	22.1	82	P Rees		X-BOW	10.989	7.290
83	D Edwards	1	BMW	22.0	83	L Edwards		BMW M6 GT3	11.040	7.257
84	JT Hughes-Dowd		DTM Merc	21.9	84	S Goodlip		Ferrari	11.050	7.250
84	L Pateman		McLaren	21.9	85	J Johnson		DTM BMW	11.055	7.247
86	J Kalyan		Audi R8	21.4	86	C Cooper		BMW M4 GT3	11.059	7.244
86	L Blacker		Porsche 935	21.4	87	R Booth		Lambo	11.063	7.242
88	J Johnson		DTM BMW	21.3	88	S Gray		Ferrari	11.071	7.236
88	J Lamb		Lambo	21.3	89	S Rankin	1	Aston	11.097	7.219
90	D Kalyan		Audi R8	21.1	90	D Kalyan	1	Audi R8	11.131	7.197
91	D Hughes-Dowd		Porsche 935	20.9	91	D Kalyan		Audi R8	11.240	7.128
92	T Gray		Lambo	20.8	92	D Kalyan		Audi R8	11.272	7.107
93	D Edwards		Merc AMG LMQ	20.7	93	JT Hughes-Dowd	1	DTM Merc	11.302	7.088
94	D Hughes-Dowd		Porsche 935	20.6	94	S Gray		Ferrari	11.349	7.059
95	D Edwards		Merc AMG LMQ	20.5	95	C Cooper		BMW	11.350	7.058
95	T Gray		Lambo	20.5	96	D Kalyan		Audi R8	11.375	7.043
97	D Hughes-Dowd		Porsche 935	20.1	97	JT Hughes-Dowd		DTM Merc	11.443	7.001
98	N Sismey		Ferrari	20.0	98	JT Hughes-Dowd		DTM Merc	11.469	6.985
99	D Hughes-Dowd		Porsche 935	19.8	99	JT Hughes-Dowd		DTM Merc	11.491	6.972
100	S Rankin	1	Aston	19.3	100	D Edwards		Merc AMG LMQ	11.603	6.905
101	D Kalyan		Audi R8	19.2	101	D Hughes-Dowd		Porsche 935	11.626	6.891
101	JT Hughes-Dowd		DTM Merc	19.2	102	JT Hughes-Dowd		DTM Merc	11.635	6.886
103	JT Hughes-Dowd		DTM Merc	19.0	103	L Edwards		Audi R8	11.738	6.825
104	D Edwards		Lambo	18.9	104	T Gray	1	Lambo	11.751	6.818
105	G Peach		Audi R8	18.8	105	T Gray		Lambo	11.783	6.799
105	JT Hughes-Dowd		DTM Merc	18.8	106	J Johnson		DTM BMW	11.790	6.795
107	D Edwards		Lambo	18.7	107	S Rankin		Aston	11.810	6.784
107	T Gray		Lambo	18.7	108	T Gray		Lambo	11.817	6.780
109	L Edwards		Audi R8	18.6	109	T Gray		Lambo	11.836	6.769
110	J Kalyan		Audi R8	18.3	110	T Gray		Lambo	11.908	6.728
111	S Rankin		Aston	18.0	111	S Rankin		Aston	11.997	6.678
112	L Edwards		Audi R8	17.5	112	L Edwards		Audi R8	12.134	6.602
113	S Rankin		Aston	17.4	113	S Rankin		Aston	12.277	6.526
114	S Rankin		Aston	17.3	114	D Kalyan		Audi R8	12.416	6.452
115	S Rankin		Aston	17.0	115	J Yates		McLaren 1	13.653	5.868
116	J Yates		McLaren 1	5.0	116	S Rankin		Aston	18.553	4.318





Richard Booth, Chris Cooper and JT Hughes-Dowd were three of the 24 racers at the test



Imola Carrera Digital Test Night - 03Jan23 - Individual Scores (Sheet 1)										
Laps in 5 Mins					Fastest Lap					
Pos	Competitor	Best	Car	Laps	Pos	Competitor	Best	Car	Time	MPH
1	A Smith	1	Corvette	28.8	1	A Smith	1	McLaren 1	8.815	9.088
2	A Smith		McLaren 2 GS	28.7	2	A Smith		McLaren 2 GS	8.879	9.023
3	A Smith		McLaren 1	28.2	3	A Smith		McLaren 1	9.180	8.727
4	A Smith		McLaren 2	26.4	4	A Smith		McLaren 2	9.334	8.583
5	A Smith		McLaren 1	23.6	5	A Smith		Corvette	9.480	8.451
6	C Cooper	1	BMW M4 GT3	26.3	6	C Cooper	1	BMW M4 GT3	10.134	7.905
7	C Cooper		BMW	24.1	7	C Cooper		BMW	10.495	7.634
8	C Cooper		BMW	23.1	8	C Cooper		BMW M4 GT3	11.059	7.244
9	C Cooper		BMW M4 GT3	22.5	9	C Cooper		BMW	11.350	7.058
10	D Edwards	1	BMW	22.0	10	D Edwards	1	Lambo	10.723	7.471
11	D Edwards		Merc AMG LMQ	20.7	11	D Edwards		BMW	10.746	7.455
12	D Edwards		Merc AMG LMQ	20.5	12	D Edwards		Lambo	10.786	7.428
13	D Edwards		Lambo	18.9	13	D Edwards		Merc AMG LMQ	10.803	7.416
14	D Edwards		Lambo	18.7	14	D Edwards		Merc AMG LMQ	11.603	6.905
15	D Garbett	1	Audi R8 No1	28.8	15	D Garbett	1	Pink Pig2	9.257	8.654
16	D Garbett		Audi R8	28.2	16	D Garbett		Audi R8 No2	9.561	8.379
17	D Garbett		Pink Pig2	27.5	17	D Garbett		Audi R8	9.597	8.348
18	D Garbett		Audi R8 No2	26.5	18	D Garbett		Audi R8 No1	9.610	8.336
19	D Garbett		Pink Pig1	25.6	19	D Garbett		Pink Pig1	10.046	7.975
20	D Hughes-Dowd	1	Porsche 935	22.5	20	D Hughes-Dowd	1	Porsche 935	10.401	7.702
21	D Hughes-Dowd		Porsche 935	20.9	21	D Hughes-Dowd		Porsche 935	10.567	7.581
22	D Hughes-Dowd		Porsche 935	20.6	22	D Hughes-Dowd		Porsche 935	10.755	7.449
23	D Hughes-Dowd		Porsche 935	20.1	23	D Hughes-Dowd		Porsche 935	10.983	7.294
24	D Hughes-Dowd		Porsche 935	19.8	24	D Hughes-Dowd		Porsche 935	11.626	6.891
25	D Kalyan	1	Audi R8	24.1	25	D Kalyan	1	Audi R8	11.131	7.197
26	D Kalyan		Audi R8	22.5	26	D Kalyan		Audi R8	11.240	7.128
27	D Kalyan		Audi R8	22.3	27	D Kalyan		Audi R8	11.272	7.107
28	D Kalyan		Audi R8	21.1	28	D Kalyan		Audi R8	11.375	7.043
29	D Kalyan		Audi R8	19.2	29	D Kalyan		Audi R8	12.416	6.452
30	G Peach	1	Ferrari	26.4	30	G Peach	1	Ferrari	9.537	8.400
31	G Peach		McLaren	24.5	31	G Peach		Mercedes	9.898	8.094
32	G Peach		Mercedes	24.2	32	G Peach		McLaren	10.145	7.897
33	G Peach		Corvette C6	23.9	33	G Peach		Audi R8	10.621	7.543
34	G Peach		Audi R8	18.8	34	G Peach		Corvette C6	10.953	7.314
35	J Johnson	1	DTM BMW	24.1	35	J Johnson	1	DTM BMW	10.689	7.495
36	J Johnson		DTM BMW	23.7	36	J Johnson		DTM BMW	10.796	7.421
37	J Johnson		DTM BMW	23.3	37	J Johnson		DTM BMW	10.948	7.318
38	J Johnson		DTM BMW	23.1	38	J Johnson		DTM BMW	11.055	7.247
39	J Johnson		DTM BMW	21.3	39	J Johnson		DTM BMW	11.790	6.795





Phil Rees was in charge of the on track activities as usual



Dean Garbett and Simon Rankin marshalling the far end of the track



Imolai Carrera Digital Test Night - 03Jan23 - Individual Scores (Sheet 2)

Laps in 5 Mins					Fastest Lap					
Pos	Competitor	Best	Car	Laps	Pos	Competitor	Best	Car	Time	MPH
40	J Kalyan	1	Audi R8	25.7	40	J Kalyan	1	Audi R8	10.130	7.909
41	J Kalyan		Audi R8	25.4	41	J Kalyan		Audi R8	10.330	7.755
42	J Kalyan		Audi R8	22.7	42	J Kalyan		Audi R8	10.488	7.639
43	J Kalyan		Audi R8	21.4	43	J Kalyan		Audi R8	10.598	7.559
44	J Kalyan		Audi R8	18.3	44	J Kalyan		Audi R8	10.841	7.390
45	J Lamb	1	Lambo	23.1	45	J Lamb	1	Lambo	10.030	7.987
46	J Lamb		Lambo	21.3	46	J Lamb		Lambo	10.082	7.946
47	J Yates	1	McLaren	26.7	47	J Yates	1	McLaren	9.409	8.515
48	J Yates		McLaren	26.4	48	J Yates		McLaren	9.768	8.202
49	J Yates		McLaren	24.8	49	J Yates		McLaren	9.835	8.146
50	J Yates		McLaren	24.5	50	J Yates		McLaren	10.053	7.969
51	J Yates		McLaren 1	5.0	51	J Yates		McLaren 1	13.653	5.868
52	JT Hughes-Dowd	1	DTM Merc	22.2	52	JT Hughes-Dowd	1	DTM Merc	11.302	7.088
53	JT Hughes-Dowd		DTM Merc	21.9	53	JT Hughes-Dowd		DTM Merc	11.443	7.001
54	JT Hughes-Dowd		DTM Merc	19.2	54	JT Hughes-Dowd		DTM Merc	11.469	6.985
55	JT Hughes-Dowd		DTM Merc	19.0	55	JT Hughes-Dowd		DTM Merc	11.491	6.972
56	JT Hughes-Dowd		DTM Merc	18.8	56	JT Hughes-Dowd		DTM Merc	11.635	6.886
57	L Blacker	1	Ferrari	26.0	57	L Blacker	1	Mercedes	9.776	8.195
58	L Blacker		Ferrari	24.6	58	L Blacker		Ferrari	9.880	8.109
59	L Blacker		Mercedes	24.5	59	L Blacker		Ferrari	10.004	8.008
60	L Blacker		Mercedes	23.2	60	L Blacker		Mercedes	10.064	7.960
61	L Blacker		Porsche 935	21.4	61	L Blacker		Porsche 935	10.578	7.574
62	L Edwards	1	BMW M6 GT3	25.3	62	L Edwards	1	BMW M6 GT3	10.411	7.695
63	L Edwards		BMW M6 GT3	24.2	63	L Edwards		BMW M6 GT3	10.643	7.527
64	L Edwards		BMW M6 GT3	23.3	64	L Edwards		BMW M6 GT3	11.040	7.257
65	L Edwards		Audi R8	18.6	65	L Edwards		Audi R8	11.738	6.825
66	L Edwards		Audi R8	17.5	66	L Edwards		Audi R8	12.134	6.602
67	L Pateman	1	McLaren	26.9	67	L Pateman	1	McLaren	9.316	8.600
68	L Pateman		McLaren	26.7	68	L Pateman		McLaren	9.584	8.359
68	L Pateman		McLaren	26.7	69	L Pateman		McLaren	9.659	8.294
70	L Pateman		McLaren	24.1	70	L Pateman		McLaren	9.801	8.174
71	L Pateman		McLaren	21.9	71	L Pateman		McLaren	9.849	8.134
72	M Thorpe	1	McLaren	27.5	72	M Thorpe	1	McLaren	9.780	8.192
72	M Thorpe		McLaren	27.5	73	M Thorpe		McLaren	9.894	8.097
74	M Thorpe		McLaren	25.6	74	M Thorpe		McLaren	10.206	7.850
74	M Thorpe		McLaren	25.6	75	M Thorpe		McLaren	10.223	7.837
76	M Thorpe		McLaren	22.1	76	M Thorpe		McLaren	10.637	7.532
77	N Sismey	1	Porsche	26.3	77	N Sismey	1	Porsche	9.574	8.368
78	N Sismey		Porsche	24.2	78	N Sismey		Porsche	9.843	8.139





Our newest Member JT kicked off Crash & Burn single lap Qualifying, taking 14th

dhorec Imola Carrera Digital Test Night - 03Jan23 - Individual Scores (Sheet 3)										
Laps in 5 Mins					Fastest Lap					
Pos	Competitor	Best	Car	Laps	Pos	Competitor	Best	Car	Time	MPH
79	N Sismey		Porsche	24.0	79	N Sismey		Porsche	10.137	7.903
80	N Sismey		Porsche	23.8	80	N Sismey		Porsche	10.152	7.891
81	N Sismey		Ferrari	20.0	81	N Sismey		Porsche	10.393	7.708
82	P Rees	1	Porsche	27.2	82	P Rees	1	Porsche RWB	9.759	8.209
83	P Rees		Audi R8	26.6	83	P Rees		Audi R8	9.969	8.036
84	P Rees		Porsche RWB	26.3	84	P Rees		Porsche	10.078	7.949
85	P Rees		Mercedes AMG	23.7	85	P Rees		Mercedes AMG	10.672	7.507
86	P Rees		X-BOW	22.3	86	P Rees		X-BOW	10.989	7.290
87	R Booth	1	McLaren	26.3	87	R Booth	1	McLaren	10.437	7.676
88	R Booth		McLaren	25.2	88	R Booth		McLaren	10.478	7.646
89	R Booth		Lambo	24.8	89	R Booth		Lambo	10.893	7.355
89	R Booth		Lambo	24.8	90	R Booth		McLaren	10.900	7.350
91	R Booth		McLaren	22.5	91	R Booth		Lambo	11.063	7.242
92	S Goodlip	1	Audi R8	30.6	92	S Goodlip	1	Audi R8	9.005	8.897
93	S Goodlip		Audi R8	27.7	93	S Goodlip		Audi R8	9.112	8.792
94	S Goodlip		Audi R8	26.0	94	S Goodlip		Audi R8	9.328	8.589
95	S Goodlip		Ferrari 488	24.6	95	S Goodlip		Ferrari 488	10.142	7.899
96	S Goodlip		Ferrari	22.7	96	S Goodlip		Ferrari	11.050	7.250
97	S Gray	1	Porsche 935	26.4	97	S Gray	1	Ferrari	10.520	7.615
98	S Gray		Ferrari	26.1	98	S Gray		Porsche 935	10.679	7.502
99	S Gray		Ferrari	24.2	99	S Gray		Ferrari	10.890	7.357
100	S Gray		Ferrari	22.7	100	S Gray		Ferrari	11.071	7.236
101	S Gray		Ferrari	22.3	101	S Gray		Ferrari	11.349	7.059
102	S Rankin	1	Aston	19.3	102	S Rankin	1	Aston	11.097	7.219
103	S Rankin		Aston	18.0	103	S Rankin		Aston	11.810	6.784
104	S Rankin		Aston	17.4	104	S Rankin		Aston	11.997	6.678
105	S Rankin		Aston	17.3	105	S Rankin		Aston	12.277	6.526
106	S Rankin		Aston	17.0	106	S Rankin		Aston	18.553	4.318
107	S White	1	Red Bull Ferrari	28.9	107	S White	1	Red Bull Ferrari	9.219	8.690
108	S White		Red Bull Ferrari	28.6	108	S White		Red Bull Ferrari	9.279	8.634
109	S White		Red Bull Ferrari	26.7	109	S White		Red Bull Ferrari	9.289	8.625
110	S White		Red Bull Ferrari	25.8	110	S White		Red Bull Ferrari	9.611	8.336
111	S White		Ferrari	23.1	111	S White		Ferrari	10.289	7.786
112	T Gray	1	Lambo	22.2	112	T Gray	1	Lambo	11.751	6.818
113	T Gray		Lambo	22.1	113	T Gray		Lambo	11.783	6.799
114	T Gray		Lambo	20.8	114	T Gray		Lambo	11.817	6.780
115	T Gray		Lambo	20.5	115	T Gray		Lambo	11.836	6.769
116	T Gray		Lambo	18.7	116	T Gray		Lambo	11.908	6.728



After Jag Kalyan Qualified 13th Jono Johnson stuck his car in 10th



There were a large selection of cars for the test, well over £1,000 worth in this shot!

Race Report



Round 01



Imola

Carrera
DIGITAL 132

17th January 2023



Derby HO Racing Club
Home of HO Le Mans
Carrera DIGITAL

Imola (Italy)

Previous Results



				1st	2nd	3rd
DHORC-CD 34	17-Jan	2023	117'6"	A Smith	S Goodlip	D Garbett
DHORC-CD 35	17-Jan	2023	117'6"	S Goodlip	D Garbett/A Smith	
DHORC-CD 36	17-Jan	2023	117'6"	S Goodlip	D Garbett	M Thorpe
DHORC-CD 37	07-Feb	2023	117'6"			
DHORC-CD 38	07-Feb	2023	117'6"			
DHORC-CD 39	07-Feb	2023	117'6"			

Circuit Records

Qualifying / Fastest Lap

GT	A Smith	17Jan23
	8.630 secs	
	9.257 mph	

Race Laps (15 Mins)

GT	S Goodlip	17Jan23
	83.6 Laps	

Evening Group Points

GT	P Rees	17Jan23
	29 Points	

Lap Length 117' 6"







JT, Dan and JJ Hughes-Dowd ran in our very first Group E races beginning at 17:00 hours

Angus starts 2023 as he finished 2022

Angus Smith, our first Carrera Digital Champion, started 2023 as he finished 2022 with victory, his record 17th, as well as his record 28th fastest lap. From 16th on the grid, as he crashed during the Crash & Burn Qualifying, he beat fellow Qualifying crasher **Simon Goodlip** by 0.8 laps to set the initial laps record at Imola. His fastest lap was taken by mistakenly driving through the pits! If it is good enough for Ayton Senna at Donington Park it is good enough for Angus! Ten times race winner **Dean Garbett** completed the Podium with the first three finishing in the same order as their Ranking.

Geoff Peach was on it on Tuesday night as he made it four Group A racers in the top four, just 0.3 laps off the podium places. **Phil Rees** took the first maximum 11 Group points by winning the B from sixth on the Group's grid. He beat the fifth Group A racer **Steve White** by a good 2.8 laps who was just 0.1 laps ahead of friend **Martin Thorpe**. This was also Steve's very first, of many I am sure, Poles. Another 1.3 laps further back was the last of the Group A racers **Nick Sismey**.

Derby HO Racing Club
www.dharc.co.uk
dharc
Home of HO Le Mans
Carrera DIGITAL

Round 01
Imola - 
17 January 2023

Carrera DIGITAL 132

2nd
Simon Goodlip

1st
Angus Smith

3rd
Dean Garbett



Angus Smith organising Parc Ferme prior to winning Round 1

John Yates set the sixth (a PB by one place) fastest lap of the Round as he took ninth from third overall on the grid (his previous best being sixth), winning Group C by 1.4 laps from **Tom Gray**. As Tom moved up from C5 to C2 he actually took home more points than winner John, 8 to 6. I do like Angus' new Group point system as it awards movements up the Group grid.

Having won the first HO race of the year the previous Tuesday **Lee Pateman** took 11th here just 0.1 laps behind Tom. Tom's dad **Stuart Gray** took the second most Group points of the Round, 9, by winning the D from D4 on the grid. He pipped **Dave Edwards** by the smallest of margins, 0.1 laps. Exactly a lap further back was **Lewis Blacker** and **Jono Johnson** who shared 14th in the final standings. With so many on the grid we were only halfway by now! Both set Qualifying PBs with Lewis improving from 11th to 9th and Lewis 5th to 4th!

Jag Kalyan is clearly getting into his stride this year, taking 16th overall, 0.4 laps back while **Richard Booth** had improved his best Qualifying position from 11th to 7th before finishing 17th a lap behind Jag. Jag also set the 12th fastest lap, two better than his previous attempts.

Imola Carrera Digital Race 01 - 17 January 2023																						
Qualifying				Final Position						Fastest Lap						Final Points				Group Points		
Pos	Competitor	Time	MPH	Pos	Grp	Fin	Pts	Competitor	Laps	Pts	Pos	Grp	Competitor	Time	MPH	Pts	Pos	Competitor	Pts	Pos	Competitor	Pts
1	S White	9.259	8.628	1	A1	A1	6	A Smith	83.0	40	1	A1	A Smith	8.630	9.257	5	1	A Smith	45	1	P Rees	11
2	G Peach	9.786	8.163	2	A2	A2	5	S Goodlip	82.5	33	2	A2	S Goodlip	9.052	8.825	4	2	S Goodlip	37	2	S Gray	9
3	J Yates	9.802	8.150	3	A3	A3	4	D Garbett	81.2	29	3	A6	G Peach	9.116	8.763	3	3	D Garbett	31	3	M Thorpe	8
4	L Blacker	9.835	8.123	4	A6	A4	5	G Peach	80.9	28	4	A3	D Garbett	9.154	8.727	2	4	G Peach	29	3	T Gray	8
5	N Sismey	10.113	7.899	5	B6	B1	11	P Rees	80.2	24	5	A5	S White	9.314	8.577	1	5	P Rees	24	5	A Smith	6
6	L Pateman	10.127	7.888	6	A4	A5	2	S White	77.4	22	6	C1	J Yates	9.492	8.416	6	6	S White	23	5	J Yates	6
7	R Booth	10.185	7.844	7	B5	B2	8	M Thorpe	77.3	21	7	A5	N Sismey	9.557	8.359	7	7	M Thorpe	21	5	JT Hughes-Dowd	6
8	P Rees	10.260	7.786	8	A5	A6	1	N Sismey	76.0	20	8	B1	L Pateman	9.804	8.148	8	8	N Sismey	20	5	JJ Hughes-Dowd	6
9	J Johnson	11.424	6.993	9	C1	C1	6	J Yates	74.1	19	9	B2	L Blacker	9.837	8.121	9	9	J Yates	19	9	S Goodlip	5
10	L Edwards	12.036	6.637	10	C5	C2	8	T Gray	72.7	18	10	B6	P Rees	9.888	8.079	10	10	T Gray	18	9	G Peach	5
11	D Edwards	12.104	6.600	11	B1	B3	4	L Pateman	72.6	17	11	B5	M Thorpe	9.946	8.032	11	11	L Pateman	17	9	J Johnson	5
12	J Kalyan	12.294	6.498	12	D4	D1	9	S Gray	70.5	16	12	D2	J Kalyan	10.070	7.933	12	12	S Gray	16	9	R Booth	5
13	JT Hughes-Dowd	12.740	6.271	13	C2	C3	4	D Edwards	70.4	15	13	C6	R Booth	10.168	7.857	13	13	D Edwards	15	13	D Garbett	4
14	M Thorpe	13.920	5.739	14	B2	B4	3	L Blacker	69.4	14	14	B3	J Lamb	10.312	7.747	14	14	L Blacker	14	13	J Kalyan	4
15	D Kaylan	14.819	5.391	14	D1	D2	5	J Johnson	69.4	14	15	C5	T Gray	10.578	7.552	14	14	J Johnson	14	13	D Kaylan	4
16	S Rankin	NT	NT	16	D2	D3	4	J Kalyan	69.0	12	16	D1	J Johnson	10.579	7.551	16	16	J Kalyan	12	13	D Hughes-Dowd	4
16	D Hughes-Dowd	NT	NT	17	C6	C4	5	R Booth	68.0	11	16	D4	S Gray	10.579	7.551	17	17	R Booth	11	13	L Pateman	4
16	S Gray	NT	NT	18	C3	C5	2	L Edwards	65.7	10	18	C2	D Edwards	10.615	7.526	18	18	L Edwards	10	13	D Edwards	4
16	T Gray	NT	NT	19	C4	C6	1	L Smith	65.6	9	19	C4	L Smith	10.669	7.488	19	19	L Smith	9	19	L Blacker	3
16	D Garbett	NT	NT	20	D5	D4	4	D Kaylan	63.0	8	20	C3	L Edwards	10.987	7.271	20	20	D Kaylan	8	20	S White	2
16	S Goodlip	NT	NT	21	D3	D5	2	M Dutton	57.7	7	21	D6	S Rankin	11.429	6.990	21	21	M Dutton	7	20	M Dutton	2
16	A Smith	NT	NT	22	E1	E1	6	JJ Hughes-Dowd	56.6	6	22	D5	D Kaylan	11.445	6.980	22	22	JJ Hughes-Dowd	6	20	J Lamb	2
23	M Dutton	DNS	DNS	23	B3	B5	2	J Lamb	56.4	5	23	E3	JT Hughes-Dowd	11.555	6.914	23	23	J Lamb	5	20	L Edwards	2
23	JJ Hughes-Dowd	DNS	DNS	24	E3	E2	6	JT Hughes-Dowd	54.9	4	24	D3	M Dutton	11.624	6.873	24	24	JT Hughes-Dowd	4	24	N Sismey	1
23	L Smith	DNS	DNS	25	D6	D6	1	S Rankin	54.8	3	25	E1	JJ Hughes-Dowd	11.877	6.726	25	25	S Rankin	3	24	L Smith	1
23	J Lamb	DNS	DNS	26	E2	E3	4	D Hughes-Dowd	43.9	2	26	E2	D Hughes-Dowd	13.083	6.106	26	26	D Hughes-Dowd	2	24	S Rankin	1

Laura Edwards outscored fellow Group D racer **Liam Smith** by a common amount in Round 1, 0.1 laps. This was the fourth time this gap happened as well as the one draw in the top 19 places. **Daniel Kalyan** couldn't match his dad this time as he took 20th out on his own. He was 2.6 laps behind Liam and 2.3 ahead of **Macaully Dutton**.

JJ Hughes-Dowd was the first racer to ever win Group E as this was the first time we had ever run Group E as we had 27 racers on the night (although 26 in Round 1). Due to the time constraints we had to run all three of E's 15-minute races between 17:00 and 18:00 hours. Luckily we just about had enough marshals to manage it. While this weeks was an all Hughes-Dowd affair, future Es will be run with different racers. JJ was 1.1 laps behind Macaully but 0.2 laps ahead of future Group E racer **John Lamb**.

From 13th on the grid (his previous best being 21st) **JT Hughes-Dowd** was next up, with a 0.1 lap gap again raising its head as **Simon Rankin** was that distance behind JT. **Dan Hughes-Dowd's** car hit the deck at the last chicane (an additional barrier was subsequently added) causing his 935's rear axle to lock. Angus managed to sort it for him, but the time lost left him in 26th and last. He had however set the 16th best Qualifying lap for this Round, his previous best being 19th so all was not lost!





Race Report



Round 02



Imola

Carrera
DIGITAL 132

17th January 2023



Simon Goodlip won both Rounds 2 and 3



Despite winning Group E in Round 1, JJ's Porsche 935 seemed down on power towards the end so Phil Rees put a new motor in before Round 2

Simon gets into his stride!

Simon Goodlip added 0.4 laps here to **Angus Smith's** race laps record, set in Round 1, to beat the latter by 2.4 laps. He didn't only beat Angus by 2.4 laps but **Dean Garbett** as well as both stood on the second step of the podium. Dean actually beat Angus on the road but as we can't differentiate between the same laps and tenths between Groups (we don't know where within each tenth each car finishes) we can't differentiate within Groups. Dean also set his very first fastest lap, which is a surprise considering he has ten wins under his belt! It was the only PB anyone would set in this Round! Even more incredibly Angus only set the 8th fastest lap in the Round!

Geoff Peach was again knocking on the door of the podium with fourth place for the second Round in a row. Slower approach to pit stops may well have seen him on the podium! **Martin Thorpe** would be one of two racers to record 10 Group points this Round as he won Group B ahead of Group B rival **Phil Rees**, 0.7 laps the gap. The meat in their sandwich was **Nick Sismey**, fifth in the A and sixth overall, 0.2 laps down on Martin.



Round 02

Imola -

17 January 2023





   	 	
2nd Dean Garbett/Angus Smith	1st Simon Goodlip	3rd N/A



Tom Gray was certainly in good form on the Imola circuit. After taking 10th in Round 1 he moved up to 8th here, beating three time winner and Group A racer **Steve White** by 0.8 laps. He therefore joined Martin on 10 Group points. Tom's uncle **Richard Booth** recorded his best result of the night rounding out the top ten.

Lewis Blacker just missed the top ten with 11th, 0.3 laps back, also recording the 11th fastest lap. Having refuelled after work **Chris Cooper** made it 27 starters in Round 2. His first competitive race saw him finish 0.3 laps behind Lewis, but 0.4 laps ahead of the previous Round's Group C winner **John Yates** who too 13th overall and 3rd in the Group.

Imola Carrera Digital Race 02 - 17 January 2023																										
Qualifying				Final Position							Fastest Lap							Final Points				Group Points				
Pos	Competitor	Time	MPH	Pos	Grp	Fin	Pts	Competitor	Laps	Pts	Pos	Grp	Competitor	Time	MPH	Pts	Pos	Competitor	Pts	Pos	Competitor	Pts				
1	A Smith	8.630	9.257	1	A2	A1	7	S Goodlip	83.4	40	1	A3	D Garbett	8.929	8.947	5	1	S Goodlip	44	1	T Gray	10				
2	S Goodlip	9.052	8.825	2	A1	A2	9	A Smith	81.0	33	2	A2	S Goodlip	8.982	8.894	4	2	D Garbett	38	1	M Thorpe	10				
3	G Peach	9.116	8.783	2	A3	A2	6	D Garbett	81.0	33	3	A4	S White	9.102	8.777	3	3	A Smith	33	3	R Booth	9				
4	D Garbett	9.154	8.727	4	A6	A4	5	G Peach	79.6	26	4	A6	G Peach	9.394	8.504	2	4	G Peach	28	3	P Rees	9				
5	S White	9.259	8.628	5	B5	B1	10	M Thorpe	79.5	24	5	B6	P Rees	9.613	8.310	1	5	M Thorpe	24	5	JT Hughes-Dowd	8				
6	J Yates	9.482	8.416	6	A5	A5	2	N Sismey	79.3	22	6	B5	M Thorpe	9.683	8.250	6	6	N Sismey	22	6	S Goodlip	7				
7	N Sismey	9.557	8.359	7	B6	B2	9	P Rees	78.8	21	7	A5	N Sismey	9.708	8.229	8	8	P Rees	22	6	J Kalyan	7				
8	L Pateman	9.804	8.148	8	C5	C1	10	T Gray	76.8	20	8	A1	A Smith	9.745	8.198	6	8	S White	22	8	D Garbett	6				
9	L Blacker	9.835	8.123	9	A4	A6	1	S White	76.2	19	9	B4	C Cooper	9.749	8.194	9	9	T Gray	20	9	A Smith	5				
10	P Rees	9.888	8.079	10	C6	C2	9	R Booth	75.3	18	10	C1	J Yates	9.768	8.178	10	10	R Booth	18	9	S Gray	5				
11	M Thorpe	9.946	8.032	11	B2	B3	4	L Blacker	75.0	17	11	B2	L Blacker	9.804	8.148	11	11	L Blacker	17	9	J Johnson	5				
12	J Kalyan	10.070	7.933	12	B4	B4	3	C Cooper	74.7	16	12	C6	R Booth	9.903	8.067	12	12	C Cooper	16	9	JJ Hughes-Dowd	5				
13	R Booth	10.168	7.857	13	C1	C3	4	J Yates	74.3	15	13	D2	J Kalyan	9.966	8.016	13	13	J Yates	15	9	G Peach	5				
14	J Lamb	10.312	7.747	14	D2	D1	7	J Kalyan	72.9	14	14	B3	J Lamb	10.082	7.924	14	14	J Kalyan	14	14	J Yates	4				
15	C Cooper	10.356	7.714	15	B3	B5	2	J Lamb	72.3	13	15	C4	L Smith	10.089	7.918	15	15	J Lamb	13	14	D Kaylan	4				
16	T Gray	10.578	7.552	16	C2	C4	3	D Edwards	71.6	12	16	C5	T Gray	10.217	7.819	16	16	D Edwards	12	14	D Hughes-Dowd	4				
17	J Johnson	10.579	7.551	17	D1	D2	5	J Johnson	70.9	11	17	B1	L Pateman	10.227	7.811	17	17	J Johnson	11	14	L Blacker	4				
18	S Gray	10.579	7.551	18	B1	B6	1	L Pateman	70.3	10	18	C2	D Edwards	10.349	7.719	18	18	L Pateman	10	18	D Edwards	3				
19	D Edwards	10.615	7.526	19	D4	D3	5	S Gray	69.6	9	19	D1	J Johnson	10.415	7.670	19	19	S Gray	9	18	C Cooper	3				
20	L Smith	10.669	7.488	20	C3	C5	2	L Edwards	68.4	8	20	E1	JJ Hughes-Dowd	10.421	7.666	20	20	L Edwards	8	20	L Edwards	2				
21	L Edwards	10.987	7.271	21	C4	C6	1	L Smith	65.6	7	21	D4	S Gray	10.424	7.664	21	21	L Smith	7	20	M Dutson	2				
22	S Rankin	11.429	6.990	22	E3	E1	8	JT Hughes-Dowd	63.8	6	22	C3	L Edwards	10.612	7.528	22	22	JT Hughes-Dowd	6	20	N Sismey	2				
23	D Kaylan	11.445	6.980	23	E1	E2	5	JJ Hughes-Dowd	63.3	5	23	D6	S Rankin	10.908	7.324	23	23	JJ Hughes-Dowd	5	20	J Lamb	2				
24	JT Hughes-Dowd	11.555	6.914	24	D5	D4	4	D Kaylan	60.5	4	24	D5	D Kaylan	11.227	7.116	24	24	D Kaylan	4	24	L Smith	1				
25	M Dutson	11.624	6.873	25	E2	E3	4	D Hughes-Dowd	56.8	3	25	E3	JT Hughes-Dowd	11.402	7.006	25	25	D Hughes-Dowd	3	24	S Rankin	1				
26	JJ Hughes-Dowd	11.877	6.726	26	D3	D5	2	M Dutson	55.4	2	26	E2	D Hughes-Dowd	11.717	6.818	26	26	M Dutson	2	24	S White	1				
27	D Hughes-Dowd	13.083	6.106	27	D6	D6	1	S Rankin	34.3	1	27	D3	M Dutson	12.249	6.522	27	27	S Rankin	1	24	L Pateman	1				

Jag Kalyan went two better in this Round with 14th while **John Lamb** catapulted up eight places from 23rd to 15th. **Dave Edwards** added three Group points for taking 4th in the C and 16th overall, while **Jono Johnson** added five Group points with second in the D. **Lee Pateman** dropped seven places this round with 18th overall, Imola not suiting his style of racing, unlike a week earlier where he dominated the Miami HO track.

Stuart Gray also didn't find Round 2 as good as Round 1 with 19th this time with **Laura Edwards** bringing home her DHORC liveried BMW in 20th. There were still seven racers behind her! **Liam Smith** was the first of this seven 2.8 laps back while **JT Hughes-Dowd** became our latest Group winner as his DTM BMW won Group E. He was exactly half a lap ahead of brother **JJ Hughes-Dowd** who was running his new motor in.

Daniel Kalyan took 24th this time but did improve on his fastest lap by over two tenths. **Dan Hughes-Dowd** moved off the bottom of the table with 25th this time, with **Macaully Dutson** 1.4 laps back in 26th. **Simon Rankin** became our first racer to take a 27th and final points scoring place after his Aston Martin suffered a rear wheel failure (See Page 41) following a coming together with the barrier at the Tosa Hairpin, at a high rate of knots! He would change rear axle for Round 3.





Tom Gray scored an excellent 8th in Round 2, two off his own PB



The Tosa Hairpin proved tricky to many



Simon Rankin's Aston Martin suffered a wheel failure during Round 2



Race Report



Round 03



Imola



17th January 2023



Thanks to Darryn Mutch returning Phil Rees was able to take a break from Race Control



Ten time winner Dean Garbett took two seconds and a third at Imola and three time winner Steve White took a best of sixth, twice.

Simon takes back to back victories

Simon Goodlip followed his second career victory immediately with his third, adding 0.2 laps to his 15-minute lap's record leaving it at 83.4. This took Simon to the top of the Championship table ahead of early 2022 Championship leader **Dean Garbett** by 17 points, as Dean again took second, beating Simon's previous laps record. Just 0.1 laps more and we would have had our first double winner!

Martin Thorpe matched his best ever finish of third, at Round 15 in 2022, here after another incredible battle with **Phil Rees** in Group B. Martin became just the sixth racer, which included Phil at the previous Round, to record 80+ laps at Imola. He must be looking for a top two in the future with Phil already on two wins. Phil leads the Group Championship by one point from Martin while **Angus Smith's** fifth here leaves him one point behind Dean in the main Championship in third. He did take a record 26th Pole though.

Steve White equalled his Round 1 result here with sixth again after dropping to ninth in the previous Round. He was 0.1 laps behind Angus while **Lewis Blacker** got it together moving up from 14th in Round 1, 11th in Round 2 to seventh here. **Geoff Peach** was very vocal in the final Round of the night; I know as I was stood next to him! He turned this into his first career fastest lap, becoming only the fourth racer to dip below the nine second bracket. His next target is to convert this passion into his first win, as while he was the fastest in Round 3 he dropped from fourth in Rounds 1 and 2 to eighth here, 0.5 laps down on Lewis!

<p>Derby HO Racing Club dherc Home of HO Le Mans Carrera DIGITAL 132</p>		
<p>Round 03 Imola -  17 January 2023</p>		
<p>Carrera DIGITAL 132</p>		
<p>Three men standing in front of a sponsor wall: Dean Garbett (left), Simon Goodlip (center), Martin Thorpe (right).</p>		
<p> </p>	<p> </p>	<p> </p>
<p>2nd Dean Garbett</p>	<p>1st Simon Goodlip</p>	<p>3rd Martin Thorpe</p>



Dave Edwards was mid pack with a 13th, 15th and 16th while Chris Cooper was the only driver to miss Round 1 took 12th and 14th in the remaining Rounds.

Jag Kalyan drove out of his skin to record his best ever finish here, ninth, three better than his previous best finish, beating Group A racer **Nick Sismey** by 1.6 laps! He also beat Group C winner (for the second time of the Evening) **John Yates** by the same margin as John equalled Nick in 10th. Jag also set the 8th fastest lap, four places better than his previous best of 12th.

Just half a lap back were **Tom Gray** and **Richard Booth** sharing 12th overall. Tom's eight Group points leaves him in third in the Group Championship, two points behind Martin while Richard is another three points further back. **Stuart Gray** makes it a three way family affair in the Group Challenge as his 16th overall and second in Group D gave him seven Group points resulting in a total of 21 points in fifth. Richard also set the sixth fastest lap in Round 3 an incredible five places better than his previous best of 11th set a year ago!

Imola Carrera Digital Race 03 - 17 January 2022																						
Qualifying				Final Position				Fastest Lap				Final Points				Group Points						
Pos	Competitor	Time	MPH	Pos	Grp	Fin	Pts	Competitor	Laps	Pts	Pos	Grp	Competitor	Time	MPH	Pts	Pos	Competitor	Pts	Pos	Competitor	Pts
1	A Smith	8.630	9.257	1	A2	A1	7	S Goodlip	83.6	40	1	A6	G Peach	8.911	8.965	5	1	S Goodlip	42	1	M Thorpe	10
2	D Garbett	8.929	8.947	2	A3	A2	6	D Garbett	83.5	33	2	A3	D Garbett	8.997	8.879	4	2	D Garbett	37	2	P Rees	9
3	S Goodlip	8.982	8.894	3	B5	B1	10	M Thorpe	80.6	29	3	A1	A Smith	9.001	8.875	3	3	M Thorpe	29	2	R Booth	9
4	S White	9.102	8.777	4	B6	B2	9	P Rees	79.9	26	4	A2	S Goodlip	9.304	8.586	2	4	A Smith	27	4	T Gray	8
5	G Peach	9.116	8.763	5	A1	A3	4	A Smith	78.8	24	5	A4	S White	9.407	8.492	1	5	P Rees	26	5	S Goodlip	7
6	J Yates	9.492	8.416	6	A4	A4	3	S White	78.7	22	6	C6	R Booth	9.514	8.397		6	G Peach	25	5	J Kalyan	7
7	N Sismey	9.557	8.359	7	B2	B3	4	L Blacker	78.5	21	7	C1	J Yates	9.563	8.354		7	S White	23	5	S Rankin	7
8	P Rees	9.613	8.310	8	A6	A5	3	G Peach	78.0	20	8	D2	J Kalyan	9.601	8.321		8	L Blacker	21	5	S Gray	7
9	M Thorpe	9.683	8.250	9	D2	D1	7	J Kalyan	77.6	19	9	B2	L Blacker	9.633	8.293		9	J Kalyan	19	9	D Garbett	6
10	C Cooper	9.749	8.194	10	A5	A6	1	N Sismey	76.0	18	10	B5	M Thorpe	9.648	8.280		10	N Sismey	18	9	J Yates	6
11	L Blacker	9.804	8.148	10	C1	C1	6	J Yates	76.0	18	11	B6	P Rees	9.667	8.264		10	J Yates	18	9	JJ Hughes-Dowd	6
11	L Pateman	9.804	8.148	12	C5	C2	8	T Gray	75.5	16	12	B1	L Pateman	9.762	8.183		12	T Gray	16	9	JT Hughes-Dowd	6
13	R Booth	9.903	8.067	12	C6	C2	9	R Booth	75.5	16	13	B4	C Cooper	9.774	8.173		12	R Booth	16	13	A Smith	4
14	J Kalyan	9.966	8.016	14	B4	B4	3	C Cooper	74.4	14	14	A5	N Sismey	9.800	8.152		14	C Cooper	14	13	L Blacker	4
15	J Lamb	10.082	7.924	15	C2	C4	3	D Edwards	74.2	13	15	B3	J Lamb	9.836	8.122		15	D Edwards	13	13	D Kaylan	4
16	L Smith	10.089	7.918	16	D4	D2	7	S Gray	73.5	12	16	D4	S Gray	9.953	8.026		16	S Gray	12	13	D Hughes-Dowd	4
17	T Gray	10.217	7.819	17	C4	C5	2	L Smith	73.3	11	17	C5	T Gray	10.103	7.907		17	L Smith	11	17	S White	3
18	D Edwards	10.349	7.719	18	B3	B5	2	J Lamb	71.2	10	18	C4	L Smith	10.139	7.879		18	J Lamb	10	17	G Peach	3
19	J Johnson	10.415	7.670	19	B1	B6	1	L Pateman	70.6	9	19	C3	L Edwards	10.284	7.768		19	L Pateman	9	17	D Edwards	3
20	JJ Hughes-Dowd	10.421	7.666	20	D6	D3	7	S Rankin	68.3	8	20	D6	S Rankin	10.288	7.767		20	S Rankin	8	17	C Cooper	3
21	S Gray	10.424	7.664	21	D5	D4	4	D Kaylan	67.2	7	21	C2	D Edwards	10.353	7.716		21	D Kaylan	7	21	J Lamb	2
22	L Edwards	10.612	7.528	22	C3	C6	1	L Edwards	66.5	6	22	D1	J Johnson	10.416	7.670		22	L Edwards	6	21	L Smith	2
23	S Rankin	10.908	7.324	23	D1	D5	2	J Johnson	65.5	5	23	E1	JJ Hughes-Dowd	10.785	7.407		23	J Johnson	5	21	J Johnson	2
24	D Kaylan	11.227	7.116	24	E1	E1	6	JJ Hughes-Dowd	65.4	4	24	D5	D Kaylan	10.884	7.340		24	JJ Hughes-Dowd	4	24	N Sismey	1
25	JT Hughes-Dowd	11.402	7.006	25	E3	E2	6	JT Hughes-Dowd	60.8	3	25	E3	JT Hughes-Dowd	10.892	7.334		25	JT Hughes-Dowd	3	24	L Pateman	1
26	M Dutson	11.624	6.873	26	D3	D6	1	M Dutson	53.4	2	26	E2	D Hughes-Dowd	12.311	6.489		26	M Dutson	2	24	L Edwards	1
27	D Hughes-Dowd	11.717	6.818	27	E2	E3	4	D Hughes-Dowd	50.7	1	27	D3	M Dutson	12.349	6.469		27	D Hughes-Dowd	1	24	M Dutson	1

In between Tom, Richard and Stuart in Round 3 were two other racers. **Chris Cooper** and **Dave Edwards** both hit the 74+ laps mark with Chris 0.2 laps up on Dave in 14th. **Liam Smith** was the same gap behind Stuart in 17th with **John Lamb** dropping three places to 18th.

Lee Pateman set his fastest lap of the Evening in the final race of the Evening but dropped one place to 19th. **Simon Rankin** however was making good use of his replaced rear axle and took his best result of the evening with 20th, recording the 20th fastest lap.

Daniel Kalyan improved on his Round 2 result by three places with 21st. **Laura Edwards** was 22nd in Round 3, dropping two places in each Round. I'm sure she will be challenging hubby Dave at the next Imola Evening. A lap behind Laura was **Jono Johnson**, great to see him back full time.

JJ Hughes-Dowd was back on top of the pile in Group E, beating older brother **JT Hughes-Dowd** by 4.6 laps, and only finishing 0.1 laps behind Jono. **Macaully Dutson** separated these two from dad **Dan Hughes-Dowd** who rounded out the field this time. Submerging Dan amongst Group D racers next time is bound to push him up the table.





Daniel Kalyan took a best 20th place in Round 1, while Martin Thorpe made it to third again in Round 3 with Geoff Peach taking fourth in Rounds 1 and 2



Everyone's
Best Results
At This Circuit



What are my Best Scores?
Who Have I Beaten?



John Lamb recorded a best 15th in Round 2, Simon with his two wins and Lee Pateman with 11th in Round 1

Qualifying / Fastest Lap					Race Laps			
Pos	Competitor	Fastest	MPH	Date	Pos	Competitor	Laps	Date
1	A Smith	8.630	9.283	17-Jan-23	1	S Goodlip	83.6	17-Jan-23
2	G Peach	8.911	8.990	17-Jan-23	2	D Garbett	83.5	17-Jan-23
3	D Garbett	8.929	8.972	17-Jan-23	3	A Smith	83.0	17-Jan-23
4	S Goodlip	8.982	8.919	17-Jan-23	4	G Peach	80.9	17-Jan-23
5	S White	9.102	8.802	17-Jan-23	5	M Thorpe	80.6	17-Jan-23
6	J Yates	9.492	8.440	17-Jan-23	6	P Rees	80.2	17-Jan-23
7	R Booth	9.514	8.421	17-Jan-23	7	N Sismey	79.3	17-Jan-23
8	N Sismey	9.557	8.383	17-Jan-23	8	S White	78.7	17-Jan-23
9	J Kalyan	9.601	8.344	17-Jan-23	9	L Blacker	78.5	17-Jan-23
10	P Rees	9.613	8.334	17-Jan-23	10	J Kalyan	77.6	17-Jan-23
11	L Blacker	9.633	8.317	17-Jan-23	11	T Gray	76.8	17-Jan-23
12	M Thorpe	9.648	8.304	17-Jan-23	12	J Yates	76.0	17-Jan-23
13	C Cooper	9.749	8.218	17-Jan-23	13	R Booth	75.5	17-Jan-23
14	L Pateman	9.762	8.207	17-Jan-23	14	C Cooper	74.7	17-Jan-23
15	J Lamb	9.836	8.145	17-Jan-23	15	D Edwards	74.2	17-Jan-23
16	S Gray	9.953	8.049	17-Jan-23	16	S Gray	73.5	17-Jan-23
17	L Smith	10.089	7.941	17-Jan-23	17	L Smith	73.3	17-Jan-23
18	T Gray	10.103	7.930	17-Jan-23	18	L Pateman	72.6	17-Jan-23
19	L Edwards	10.284	7.790	17-Jan-23	19	J Lamb	72.3	17-Jan-23
20	S Rankin	10.286	7.789	17-Jan-23	20	J Johnson	70.9	17-Jan-23
21	D Edwards	10.349	7.741	17-Jan-23	21	L Edwards	68.4	17-Jan-23
22	J Johnson	10.415	7.692	17-Jan-23	22	S Rankin	68.3	17-Jan-23
23	JJ Hughes-Dowd	10.421	7.688	17-Jan-23	23	D Kaylan	67.2	17-Jan-23
24	D Kaylan	10.884	7.361	17-Jan-23	24	JJ Hughes-Dowd	65.4	17-Jan-23
25	JT Hughes-Dowd	10.892	7.355	17-Jan-23	25	JT Hughes-Dowd	63.8	17-Jan-23
26	M Dutson	11.624	6.892	17-Jan-23	26	M Dutson	57.7	17-Jan-23
27	D Hughes-Dowd	11.717	6.837	17-Jan-23	27	D Hughes-Dowd	56.8	17-Jan-23

Friends Jag Kalyan and Simon's best race was Round 3 with a PB ninth for Jag and 20th for Simon





Richard Booth's best result was 10th, Jono Johnson 14th at Imola





Stuart Gray ran in his 11th Carrera Digital Evening, his best result in Round 1 with 12th

Championship Tables



Those All Important
Points!

DHORC Carrera Digital Championship 2023

Pos	Competitor	Imola	Imola	Imola	Total All Scores	Best 75%	Diff
		1 17-Jan	2 17-Jan	3 17-Jan		32	
1	S Goodlip	37	44	42	123	123	
2	D Garbett	31	38	37	106	106	17
3	A Smith	45	33	27	105	105	1
4	G Peach	29	28	25	82	82	23
5	M Thorpe	21	24	29	74	74	8
6	P Rees	24	22	26	72	72	2
7	S White	23	22	23	68	68	4
8	N Sismey	20	22	18	60	60	8
9	T Gray	18	20	16	54	54	6
10	J Yates	19	15	18	52	52	2
10	L Blacker	14	17	21	52	52	0
12	J Kalyan	12	14	19	45	45	7
12	R Booth	11	18	16	45	45	0
14	D Edwards	15	12	13	40	40	5
15	S Gray	16	9	12	37	37	3
16	L Pateman	17	10	9	36	36	1
17	J Johnson	14	11	5	30	30	6
17	C Cooper	DNS	16	14	30	30	0
19	J Lamb	5	13	10	28	28	2
20	L Smith	9	7	11	27	27	1
21	L Edwards	10	8	6	24	24	3
22	D Kaylan	8	4	7	19	19	5
23	JJ Hughes-Dowd	6	5	4	15	15	4
24	JT Hughes-Dowd	4	6	3	13	13	2
25	S Rankin	3	1	8	12	12	1
26	M Dutson	7	2	2	11	11	1
27	D Hughes-Dowd	2	3	1	6	6	5
Carrera Digital Race		34	35	36	Total	32	Diff

DHORC Carrera Digital Group Challenge 2023

Pos	Competitor	Group Wins	Imola	Imola	Imola	Results	
			1	2	3	All	Turn Up
			17-Jan	17-Jan	17-Jan	Points	Rate
1	P Rees	1	11	9	9	29	100.00%
2	M Thorpe	2	8	10	10	28	100.00%
3	T Gray	1	8	10	8	26	100.00%
4	R Booth		5	9	9	23	100.00%
5	S Gray	1	9	5	7	21	100.00%
6	JT Hughes-Dowd	1	6	8	6	20	100.00%
7	S Goodlip	2	5	7	7	19	100.00%
8	J Kalyan	2	4	7	7	18	100.00%
9	JJ Hughes-Dowd	2	6	5	6	17	100.00%
10	J Yates	2	6	4	6	16	100.00%
10	D Garbett		4	6	6	16	100.00%
12	A Smith	1	6	5	4	15	100.00%
13	G Peach		5	5	3	13	100.00%
14	J Johnson		5	5	2	12	100.00%
14	D Kaylan		4	4	4	12	100.00%
14	D Hughes-Dowd		4	4	4	12	100.00%
17	L Blacker		3	4	4	11	100.00%
18	D Edwards		4	3	3	10	100.00%
19	S Rankin		1	1	7	9	100.00%
20	L Pateman		4	1	1	6	100.00%
20	S White		2	1	3	6	100.00%
20	J Lamb		2	2	2	6	100.00%
20	C Cooper		DNS	3	3	6	100.00%
24	M Dutson		2	2	1	5	100.00%
24	L Edwards		2	2	1	5	100.00%
26	N Sismey		1	2	1	4	100.00%
26	L Smith		1	1	2	4	100.00%
Turn Up Rates		15	100.00%	100.00%	100.00%	AVE	100.00%

Members' Statistics

DHORC Carrera 2022 - 2023 Stats 1 - After CD36

Meetings Attended			Driver Ranking			Group Race Wins			
Pos	Competitor	No	Pos	Competitor	Score	Pos	Competitor	No	CS
1	A Smith	36	1	A Smith	2.407	1	A Smith	18	(6)
1	S White	36	2	S Goodlip	2.704	2	P Rees	12	(3)
1	P Rees	36	3	D Garbett	3.296	3	D Garbett	10	(3)
1	N Sismey	36	4	S White	3.926	4	L Blacker	8	(4)
5	R Booth	33	5	G Peach	6.148	4	S Goodlip	8	(3)
5	G Peach	33	6	N Sismey	6.407	6	J Kalyan	7	(3)
5	D Garbett	33	7	L Blacker	7.630	6	M Thorpe	7	(2)
5	D Edwards	33	8	M Thorpe	8.741	8	D Edwards	6	(5)
5	M Thorpe	33	9	L Pateman	8.852	8	G Peach	6	(2)
5	S Gray	33	10	C Cooper	9.519	8	J Yates	6	
11	S Goodlip	30	11	J Yates	9.741	8	L Edwards	6	(3)
11	L Blacker	30	12	P Rees	9.889	12	S Gray	5	(2)
11	L Edwards	30	13	J Lamb	11.111	12	S White	5	(2)
14	L Smith	29	14	R Hill	11.852	14	JJ Hughes-Dowd	4	(2)
15	C Cooper	28	15	D Edwards	12.741	14	L Pateman	4	(3)
16	L Pateman	27	16	R Booth	13.444	14	N Sismey	4	
16	M Dutson	27	17	J Kalyan	15.259	17	C Cooper	3	
18	D Kalyan	21	18	T Gray	15.407	17	L Smith	3	
19	J Kalyan	18	19	L Edwards	15.704	17	T Gray	3	
20	J Lamb	17	20	L Smith	15.815	20	R Booth	2	
21	J Yates	15	21	J Johnson	16.111	21	D Kaylan	1	
21	T Gray	15	22	JJ Hughes-Dowd	16.852	21	JT Hughes-Dowd	1	
21	S Rankin	15	23	S Gray	17.074	21	R Hill	1	
24	R Hill	9	24	M Dutson	18.741				
24	J Johnson	9	25	D Kaylan	18.852				
24	D Hughes-Dowd	9	26	S Rankin	20.630				
24	JJ Hughes-Dowd	9	27	D Hughes-Dowd	21.074				
24	JT Hughes-Dowd	9	28	JD Hughes-Dowd	21.889				
29	JD Hughes-Dowd	3	29	JT Hughes-Dowd	21.944				

(Driver Ranking = Average Position in Qualifying, Final Position & Fastest Lap Over Last 9 club nights)

Orange = No Change, Green = Improvement, Red = Deterioration

DHORC Carrera 2022 - 2023 Stats 2 - After CD 36

Poles				Wins				Fastest Laps			
Pos	Competitor	No	CS	Pos	Competitor	No	CS	Pos	Competitor	No	CS
1	A Smith	26	(9)	1	A Smith	17	(4)	1	A Smith	28	(13)
2	J Lamb	3	(3)	2	D Garbett	10	(3)	2	S Goodlip	2	
2	D Garbett	3		3	S White	3	(2)	3	J Lamb	1	
4	L Pateman	1		3	S Goodlip	3	(2)	3	L Pateman	1	
4	G Peach	1		5	P Rees	2		3	N Sismey	1	
4	S Goodlip	1		6	N Sismey	1		3	S White	1	
4	S White	1						3	D Garbett	1	
								3	G Peach	1	

DHORC Carrera Stats 3 - CD 36

Poles		Competitor		
Records		Name	Total	2023
All Time		A Smith	26	2
A Smith	26	J Lamb	3	
Season		D Garbett	3	
A Smith	24	L Pateman	1	
		G Peach	1	
		S Goodlip	1	
		S White	1	1
Wins		Competitor		
Records		Name	Total	2023
All Time		A Smith	17	1
A Smith	17	D Garbett	10	
Season		S White	3	
A Smith	16	S Goodlip	3	2
		P Rees	2	
		N Sismey	1	
Fastest Laps		Competitor		
Records		Name	Total	2023
All Time		A Smith	28	1
A Smith	27	S Goodlip	2	
Season		J Lamb	1	
A Smith	27	L Pateman	1	
		N Sismey	1	
		D Garbett	1	1
		G Peach	1	1
		S White	1	

Best DHORC Carrera Position Records 2022 - 2023 - After CD 36														
Qualifying						Final Position						Fastest Lap		
Pos	Competitor	DHORC-CD	Gap	Date	Pos	Competitor	DHORC-DC	Gap	Date	Pos	Competitor	DHORC-CD	Gap	Date
1	A Smith	36	0	17-Jan-23	1	S Goodlip	36	0	17-Jan-23	1	G Peach	36	0	17-Jan-23
1	S White	34	2	17-Jan-23	1	A Smith	34	2	17-Jan-23	1	D Garbett	35	1	17-Jan-23
1	S Goodlip	30	6	22-Nov-22	1	S White	31	5	06-Dec-22	1	A Smith	34	2	17-Jan-23
1	G Peach	25	11	25-Oct-22	1	D Garbett	28	8	22-Nov-22	1	S Goodlip	29	7	22-Nov-22
1	D Garbett	19	17	16-Aug-22	1	P Rees	14	22	31-May-22	1	S White	24	12	23-Aug-22
1	J Lamb	9	27	22-Mar-22	1	N Sismey	8	28	22-Mar-22	1	N Sismey	8	28	22-Mar-22
1	L Pateman	6	30	15-Feb-22	2	L Pateman	4	32	15-Feb-22	1	L Pateman	5	31	15-Feb-22
2	P Rees	1	35	18-Jan-22	2	J Lamb	1	35	18-Jan-22	1	J Lamb	3	33	18-Jan-22
3	J Yates	34	2	17-Jan-23	3	L Blacker	28	8	22-Nov-22	4	L Blacker	28	8	22-Nov-22
3	M Thorpe	19	17	16-Aug-22	3	C Cooper	22	14	23-Aug-22	4	P Rees	1	35	18-Jan-22
4	L Blacker	34	2	17-Jan-23	3	M Thorpe	15	21	31-May-22	5	M Thorpe	15	21	31-May-22
4	C Cooper	19	17	16-Aug-22	3	G Peach	10	26	12-Apr-22	6	R Booth	36	0	17-Jan-23
4	N Sismey	4	32	15-Feb-22	4	L Smith	10	26	12-Apr-22	6	J Yates	34	2	17-Jan-23
5	D Edwards	25	11	25-Oct-22	5	J Yates	23	13	23-Aug-22	6	C Cooper	9	27	22-Mar-22
7	R Booth	34	2	17-Jan-23	5	D Edwards	8	28	22-Mar-22	7	L Smith	12	24	12-Apr-22
8	L Edwards	25	11	25-Oct-22	6	T Gray	24	12	23-Aug-22	7	D Edwards	7	29	22-Mar-22
9	J Johnson	34	2	17-Jan-23	8	L Edwards	33	3	06-Dec-22	8	J Kalyan	36	0	17-Jan-23
9	J Kalyan	25	11	25-Oct-22	8	R Booth	32	4	06-Dec-22	9	D Kalyan	33	3	06-Dec-22
10	JJ Hughes-Dowd	32	4	06-Dec-22	9	J Kalyan	36	0	17-Jan-23	9	JJ Hughes-Dowd	32	4	06-Dec-22
10	S Gray	25	11	25-Oct-22	12	D Kalyan	33	3	06-Dec-22	10	T Gray	21	15	16-Aug-22
10	L Smith	10	26	12-Apr-22	12	S Gray	5	31	15-Feb-22	11	J Johnson	31	5	06-Dec-22
11	T Gray	24	12	23-Aug-22	13	JJ Hughes-Dowd	31	5	22-Nov-22	11	M Dutson	18	18	21-Jun-22
12	D Kalyan	21	15	16-Aug-22	14	D Hughes-Dowd	32	4	06-Dec-22	11	L Edwards	17	19	21-Jun-22
12	M Dutson	19	17	16-Aug-22	14	J Johnson	5	31	15-Feb-22	11	S Gray	16	20	21-Jun-22
13	JT Hughes-Dowd	34	2	17-Jan-23	15	M Dutson	7	29	22-Mar-22	16	D Hughes-Dowd	33	3	06-Dec-22
13	S Rankin	25	11	25-Oct-22	18	S Rankin	25	11	25-Oct-22	17	S Rankin	25	11	25-Oct-22
16	D Hughes-Dowd	34	2	17-Jan-23	19	JT Hughes-Dowd	32	4	06-Dec-22	19	JT Hughes-Dowd	33	3	06-Dec-22

Distance Covered in 2023 DHORC Carrera Champ - After Rnd 03

Pos	Competitor	Laps	Feet	Feet / Race	Miles	Races
1	S Goodlip	249.5	29,316	9,772	5.6	3
2	D Garbett	245.7	28,870	9,623	5.5	3
3	A Smith	242.8	28,529	9,510	5.4	3
4	P Rees	238.9	28,071	9,357	5.3	3
5	G Peach	238.5	28,024	9,341	5.3	3
6	M Thorpe	237.4	27,895	9,298	5.3	3
7	S White	232.3	27,295	9,098	5.2	3
8	N Sismey	231.3	27,178	9,059	5.1	3
9	T Gray	225.0	26,438	8,813	5.0	3
10	J Yates	224.4	26,367	8,789	5.0	3
11	L Blacker	222.9	26,191	8,730	5.0	3
12	J Kalyan	219.5	25,791	8,597	4.9	3
13	R Booth	218.8	25,709	8,570	4.9	3
14	D Edwards	216.2	25,404	8,468	4.8	3
15	S Gray	213.6	25,098	8,366	4.8	3
16	L Pateman	213.5	25,086	8,362	4.8	3
17	J Johnson	205.8	24,182	8,061	4.6	3
18	L Smith	204.5	24,029	8,010	4.6	3
19	L Edwards	200.6	23,571	7,857	4.5	3
20	J Lamb	199.9	23,488	7,829	4.4	3
21	D Kalyan	190.7	22,407	7,469	4.2	3
22	JJ Hughes-Dowd	185.3	21,773	7,258	4.1	3
23	JT Hughes-Dowd	179.5	21,091	7,030	4.0	3
24	M Dutson	166.5	19,564	6,521	3.7	3
25	S Rankin	157.4	18,495	6,165	3.5	3
26	D Hughes-Dowd	151.4	17,790	5,930	3.4	3
27	C Cooper	149.1	17,519	8,760	3.3	2
Pos	Competitor	5,661.0	665,167.5	8,320	126.0	80



Rules & Regulations

1.0 Evenings

Two Evenings run on the same circuit, seven Race and two Sprint circuits in 2023.

1.1 Race Groups

Up to a maximum of four Race Groups of six racers based on Ranking (last 9 Races) with the top six ranked racers in Group A, then Group B, Group C and Group D. If there are less than 24 racers on an Evening then the Race Groups will be adjusted accordingly as equally as possible. **Stop Press:** We are looking at running earlier Races, from around 17:00 hours, for Reserve racers, if there are over 24 racers, as a trial. Reserve racers have advised they can arrive earlier.

1.2 Qualifying

One crash and burn lap at the end of that track's Test Night for the 1st Round at any track. For the 2nd Round on each circuit the fastest lap from either Qualifying above or the 1st Round. Thereafter the fastest lap from the last two Rounds for any subsequent Rounds.

This also reads across to Sprint Races on a shorter version of that circuit if that circuit is chosen to hold Sprint Races.

1.3 Race

15-minutes with a maximum of six cars per Race Group, with a minimum of three Races for all competitors on the night (Depending on the number of competitors) Anyone can win overall from any Race Group, the winner recording the most laps plus tenths. If more than one racer finishes on the same lap and tenth in any position it will be deemed a draw.

Races begin at 18:00 hours, racers to advise if they can't make it or will be late. We will do our best to ensure all racers run in all Races.

1.4 Race Points

Points awarded down to 24th (possibly 27th) place for each Race with additional points awarded for the top five fastest laps. 75% of the Club Nights run will count towards the Championship so if a racer competes in all Club Nights their best 75% of points will count.

Race Points													
Final Position						Fastest Lap			Final Points				
Pos	Grp	Competitor	Pts	Pos	Grp	Competitor	Pts	Pos	Competitor	Pts	Pos	Competitor	Pts
1	A1	Racer 1	40	13	D1	Racer 13	15	1	Racer 4	5	1	Racer 1	41
2	A2	Racer 2	33	14	D2	Racer 14	14	2	Racer 2	4	2	Racer 2	37
3	A3	Racer 3	29	15	B4	Racer 15	13	3	Racer 8	3	3	Racer 4	31
4	B1	Racer 4	26	16	C4	Racer 16	12	4	Racer 12	2	4	Racer 3	29
5	A4	Racer 5	24	17	C5	Racer 17	11	5	Racer 1	1	5	Racer 5	24
6	B2	Racer 6	22	18	C6	Racer 18	10				6	Racer 8	23
7	C1	Racer 7	21	19	B5	Racer 19	9				7	Racer 6	22
8	C2	Racer 8	20	20	D3	Racer 20	8				8	Racer 7	21
9	B3	Racer 9	19	21	D4	Racer 21	7				9	Racer 9	19
10	A5	Racer 10	18	22	B6	Racer 22	6				10	Racer 10	18
11	A6	Racer 11	17	23	D5	Racer 23	5				10	Racer 12	18
12	C3	Racer 12	16	24	D6	Racer 24	4				12	Racer 11 etc	17

1.5 Group Points

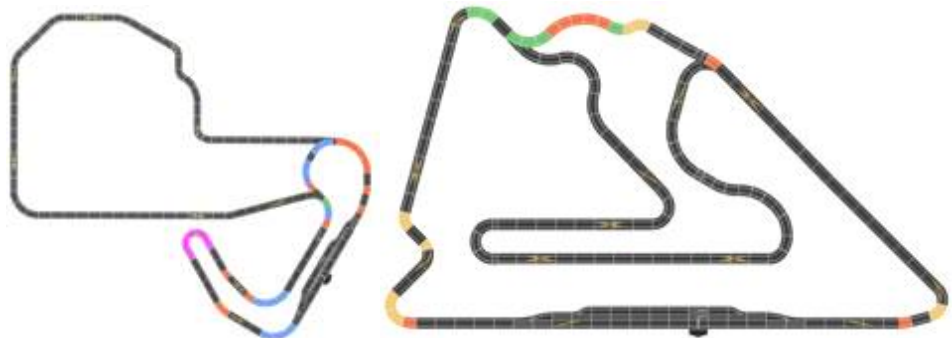
Championship based on Group Points with the same points awarded to A, B, C and D Groups. More points awarded for improved finishing position i.e. A6 winning Group A awarded 11 points (five extra points for moving up five places), A1 just 6 points.

Race Group Points						
Group Pos	Placings & Points Awarded					
	1st	2nd	3rd	4th	5th	6th
A1	6	5	4	3	2	1
A2	7	5	4	3	2	1
A3	8	6	4	3	2	1
A4	9	7	5	3	2	1
A5	10	8	6	4	2	1
A6	11	9	7	5	3	1

1.6 Sprint Race

Two 5-minutes Sprint Races at two separate Evenings with six cars per Sprint Race Group, with a maximum of two Sprint Races for all competitors on the night. Anyone can win overall from any Group, the winner recording the most laps plus tenths.

These will take place at the second Brands Hatch and Sakhir Evenings in 2023 after two 15-minute Races earlier in the evening. The Sprint Races will be run on a shorter version of the tracks.



1.7 Sprint Points

Half points awarded down to 24th (possibly 27th) place for each Sprint Race with additional half points awarded for the top five fastest laps.

Sprint Points													
Final Position								Fastest Lap			Final Points		
Pos	Grp	Competitor	Pts	Pos	Grp	Competitor	Pts	Pos	Competitor	Pts	Pos	Competitor	Pts
1	A1	Racer 1	20.0	13	D1	Racer 13	7.5	1	Racer 4	2.5	1	Racer 1	20.5
2	A2	Racer 2	16.5	14	D2	Racer 14	7.0	2	Racer 2	2.0	2	Racer 2	18.5
3	A3	Racer 3	14.5	15	B4	Racer 15	6.5	3	Racer 8	1.5	3	Racer 4	15.5
4	B1	Racer 4	13.0	16	C4	Racer 16	6.0	4	Racer 12	1.0	4	Racer 3	14.5
5	A4	Racer 5	12.0	17	C5	Racer 17	5.5	5	Racer 1	0.5	5	Racer 5	12.0
6	B2	Racer 6	11.0	18	C6	Racer 18	5.0				6	Racer 8	11.5
7	C1	Racer 7	10.5	19	B5	Racer 19	4.5				7	Racer 6	11.0
8	C2	Racer 8	10.0	20	D3	Racer 20	4.0				8	Racer 7	10.5
9	B3	Racer 9	9.5	21	D4	Racer 21	3.5				9	Racer 9	9.5
10	A5	Racer 10	9.0	22	B6	Racer 22	3.0				10	Racer 10	9.0
11	A6	Racer 11	8.5	23	D5	Racer 23	2.5				10	Racer 12	9.0
12	C3	Racer 12	8.0	24	D6	Racer 24	2.0				12	Racer 11 etc	8.5

1.8 Sprint Group Points

Half Group points awarded for each Sprint Race.

Sprint Group Points						
Group Pos	Placings & Points Awarded					
	1st	2nd	3rd	4th	5th	6th
A1	3.0	2.5	2.0	1.5	1.0	0.5
A2	3.5	2.5	2.0	1.5	1.0	0.5
A3	4.0	3.0	2.0	1.5	1.0	0.5
A4	4.5	3.5	2.5	1.5	1.0	0.5
A5	5.0	4.0	3.0	2.0	1.0	0.5
A6	5.5	4.5	3.5	2.5	1.5	0.5

1.9 Fuel Usage

Fuel usage will be reviewed for each circuit with an increased consumption agreed for any lap completed under an agreed lap time. Fuel stops will add 10% of a full tank per second.

1.10 Car Usage

Different cars can be used for each Evening but cannot be changed during the Evening unless it has an issue that cannot be rectified.

Key: Race = Round = Club Night. Evening = whole evening of racing



2.0 Cars

Carrera DTM, GT2, GT3 and GTE Racing Cars running the latest chassis.



2.1 Bodies

No modification or floating body screws

2.2 Lights

Must be working. Older Evolution cars do not contain lights as standard so chipped lights would need to be fitted.

2.3 Aerials/Mirrors

Can be removed

2.4 Rear Wings

Must be fitted at the beginning of the meeting. If they break off and can't be refitted, then the uprights must be replaced with rubber and fitted for the next meeting.

2.5 Chassis

No modifications

2.6 Axles

2.6.1 Front

Either standard Carrera or complete axle supplied by DHORC (Approx. £4)

2.6.2 Rear

Either standard Carrera or the following Slot.it Rear Axle Kit Pt No KK07C - 28t Inline Crown with 17.3x9.75mm hubs. (Approx. £14)



As some cars require different size hubs it was agreed that the following parts, to make up the rear axle, could be bought separately if need be: -

Aluminium Hubs 17.3x9.75x1.5	W1730975A
Crown Gear 28Tooth Inline	GI28-Bz
Bronze Bearings x2	PA-68
Axle 54mm x1	PA01-54
Wheel Hub Spacers 1mm x 2	PA-51
Alternative thinner Hubs 17.3x8.2x1.5	W17308215A

2.7 Front Magnet Must be removed

2.8 Tyres Rear, standard or supplied by DHORC. Front, free but must touch the track and rotate when the car is running. Both can be reprofiled.

2.9 Motor Standard or PSR Mabuchi Motor, supplied by Pendle Slot Racing. Ready to race motor available from DHORC.

2.10 Guide Blade Standard Carrera and not an aftermarket product. Original can be helped to stay in place with either a piece of rubber or a grub screw.

2.11 Min Height A minimum height between the base of the rear magnet holder and the provided Technical Plate agreed at **1mm**. This is because the rear magnet holders on different cars are closer to the track, giving better road holding. We want all cars to have the same level of road holding, so we can make all cars competitive.

2.12 Chassis Weights A maximum of 5 grammes can to be fitted by doubled sided tape only.



3.0 Driving & Racing Standards (Based on The Digital Slot Car Association Rules)

- 3.1. Any car on the circuit must be compliant with the GT rules.
- 3.2. Any indiscretion against stated regulations will be punishable by penalty (to be agreed).
- 3.3. When lapping a slower car, it is the responsibility of the faster car to change lanes and perform an overtake. Lapped cars should remain in their current lane until the faster car has passed.
 - 3.3.1. Intentionally blocking of a faster car when lapping is illegal
 - 3.3.2. Intentionally blocking a car fighting for position on the same lap is allowed
- 3.4. Contact from cars racing on the same lane, in proximity, is to be expected. Intentional or excessive contact is not allowed. Penalties (to be agreed) will be issued in the following circumstances: -
 - 3.4.1. Intentional or excessive contact with another car
 - 3.4.2. De-slotting another car by driving into the back of it
 - 3.4.3. Intentionally stopping on the circuit
 - 3.4.4. Excessive blocking by changing lanes when being lapped
- 3.5. Illegal contact may be reported by any participant of the meeting
- 3.6. Cars may be requested to pit for attention under the following circumstances: -
 - 3.6.1. Any functional or mechanical part of the car has become completely detached from the car
 - 3.6.2. A wing or spoiler becomes broken, completely detached from the body, or it is clear to the official at race control that when viewing the car from their normal position, that it is damaged
 - 3.6.3. The required number of headlights/taillights are not working
 - 3.6.4. A car is otherwise causing a hazard that may damage the circuit or other cars on the circuit
- 3.7. If any session is paused (red flagged), the following restrictions apply: -
 - 3.7.1. Cars must not be removed from the track, where they have come to stop
 - 3.7.2. Any car in the pit at the time of the red flag must have no further work completed on it until the session is resumed
 - 3.7.3. Drivers may leave their station only under the direction of race control
- 3.8. During Parc Ferme conditions, cars may only be worked on under the supervision of an official
- 3.9. Slow or malfunctioning cars should move to the inside lane (or lane nearest to the pit) and pit as soon as possible. Race control should be notified that there is a slow car on circuit so other drivers may be warned

Next Circuit

Imola



Where Do We Race Next?

What Are The Records?

Who Has Been On The Podium?

Circuit History

The **Autodromo Internazionale Enzo e Dino Ferrari**, better known as **Imola**, is a 4.909 km (3.050 mi) motor racing circuit in the town of Imola, in the Emilia-Romagna region of Italy, 40 km (25 mi) east of Bologna. It is one of the few major international circuits to run in an anti-clockwise direction. The circuit is named after Ferrari's late founder, Enzo Ferrari (1898–1988), and his son, Alfredo "Dino" Ferrari (1932–1956). Before Enzo's death, it was called Autodromo Dino Ferrari. The circuit has an FIA Grade One licence.

Imola was the venue for the San Marino Grand Prix between 1981 and 2006. During this period, two Grands Prix were held in Italy every year, with the Italian Grand Prix taking place at Monza, so the Imola race was named after the nearby state. Imola also hosted the 1980 Italian Grand Prix in place of Monza. When Formula One visits Imola, it is seen as the home circuit of Scuderia Ferrari, and masses of supporters come out to support the local team.

The venue returned to the Formula One calendar during the 2020 season to help the sport fill calendar gaps caused by cancellations of other races due to the COVID-19 pandemic, with the race at the circuit being named the Emilia Romagna Grand Prix in honour of the region where the circuit is located. This also meant the venue hosted a World Championship race under a third different name having hosted the 1980 Italian Grand Prix and the San Marino Grand Prix from 1981 to 2006. In March 2022 Liberty Media signed a contract with the circuit to make it a permanent entry on the main calendar until at least 2025.



Home of HO Le Mans
DIGITAL

Imola (Italy)

Previous Results



				1st	2nd	3rd
DHORC-CD 34	17-Jan 2023	117'6"	A Smith	S Goodlip	D Garbett	
DHORC-CD 35	17-Jan 2023	117'6"	S Goodlip	D Garbett/A Smith		
DHORC-CD 36	17-Jan 2023	117'6"	S Goodlip	D Garbett	M Thorpe	
DHORC-CD 37	07-Feb 2023	117'6"				
DHORC-CD 38	07-Feb 2023	117'6"				
DHORC-CD 39	07-Feb 2023	117'6"				

Circuit Records

Qualifying / Fastest Lap

GT	A Smith	17Jan23
	8.630 secs	
	9.257 mph	

Race Laps (15 Mins)

GT	S Goodlip	17Jan23
	83.6 Laps	

Evening Group Points

GT	P Rees	17Jan23
	29 Points	

Lap Length 117' 6"



IMOLA 117'6" Carrera DIGITAL

R1 60° Hairpin
R1 30° & 60°
R2 30°
R3 30°
R4 15°

Power Inputs
Split Timing



Imola Carrera Digital 07Feb23
























Race Groups - Issue 2

Grp	Competitor	Rank	Grp	Competitor	Rank
A			D		
A1	A Smith	2.407	D1	JJ Hughes-Dowd	16.852
A2	S Goodlip	2.704	D2	S Gray	17.074
A3	D Garbett	3.296	D3	D Kaylan	18.852
A4	S White	3.926	D4	S Rankin	20.630
A5	G Peach	6.148	D5	D Hughes-Dowd	21.074
A6	N Sismey	6.407	D6	JT Hughes-Dowd	21.944
B			E		
B1	L Blacker	7.630	E1	J Lamb	11.111
B2	M Thorpe	8.741	E2	J Johnson	16.111
B3	L Pateman	8.852	E3	M Dutson	18.741
B4	C Cooper	9.519	E4		
B5	J Yates	9.741	E5		
B6	P Rees	9.889	E6		
C			Unavailable		
C1	D Edwards	12.741	U1		
C2	R Booth	13.444	U2		
C3	J Kalyan	15.259	U3		
C4	T Gray	15.407	U4		
C5	L Edwards	15.704	U5		
C6	L Smith	15.815	U6		



Urethane Tyres and 1/32nd Wheels & Inserts

RLW13201	RLW13202	RLW13203	RLW13204
RLW13205	RLW13206	RLW13207	RLW13208
RLW13209	RLW13210	RLW13211	RLW13212
RLW13213	RLW13214	RLW13215	RLW13216
RLW13217	RLW13218	RLW13219	RLW13220
RLW13221	RLW13222	RLW13223	RLW13224

			
<i>RLW13225</i>	<i>RLW13226</i>	<i>RLW13227</i>	<i>RLW13228</i>
			
<i>RLW13229</i>	<i>RLW13230</i>	<i>RLW13231</i>	<i>RLW13232</i>
			
<i>RLW13233</i>	<i>RLW13234</i>	<i>RLW13235</i>	<i>RLW13236</i>
			
<i>RLW13237</i>	<i>RLW13238</i>	<i>RLW13239</i>	<i>RLW13240</i>
			
<i>RLW13241</i>	<i>RLW13242</i>	<i>RLW13243</i>	<i>RLW13244</i>
			
<i>RLW13245</i>	<i>Slot it Rear Axle Kit Lrg Hubs (KK07c)</i>		<i>RLW-WHEEL</i>
Wheels & Inserts are 3D Printed in Resin			
Wheels & Inserts are available un-painted or can be painted to your choice by us.			
Please Be Aware These are Made to Order			

Polyurethane Tyres			
Available in the following sizes			
Outer Diameter 16mm x 11mm Inner Gap 5mm x 1mm RLT13201	Outer Diameter 17mm x 11mm Inner Gap 5mm x 1mm RLT13202	Outer Diameter 17.5mm x 11mm Inner Gap 5mm x 1mm RLT13203	Outer Diameter 18mm x 11mm Inner Gap 5mm x 1mm RLT13204
Outer Diameter 19mm x 10mm Inner Gap 5mm x 1mm RLT13205	Outer Diameter 19mm x 11mm Inner Gap 5mm x 1mm RLT13206	Outer Diameter 19mm x 11mm Inner Gap 6mm x 1mm RLT13207	Outer Diameter 19mm x 11mm Inner Gap 6mm x 1.5mm RLT13208
Outer Diameter 19mm x 12mm Inner Gap 5mm x 1mm RLT13209	Outer Diameter 19.5mm x 10mm Inner Gap 5mm x 1.5mm RLT13210	Outer Diameter 19.5mm x 10mm Inner Gap 6mm x 1.5mm RLT13211	Outer Diameter 19.5mm x 11mm Inner Gap 5mm x 1mm RLT13212
Outer Diameter 19.5mm x 11mm Inner Gap 5mm x 1.5mm RLT13213	Outer Diameter 19.5mm x 11mm Inner Gap 6mm x 1mm RLT13214	Outer Diameter 19.5mm x 11mm Inner Gap 6mm x 1.5mm RLT13215	Outer Diameter 20mm x 11mm Inner Gap 5mm x 1mm RLT13216
Outer Diameter 20mm x 11mm Inner Gap 5mm x 1.5mm RLT13217	Outer Diameter 20mm x 11mm Inner Gap 6mm x 1mm RLT13218	Outer Diameter 20mm x 11mm Inner Gap 6mm x 1.5mm RLT13219	Outer Diameter 20mm x 12mm Inner Gap 5mm x 1mm RLT13220
Outer Diameter 20mm x 12mm Inner Gap 6mm x 1mm RLT13221	TO FIT 20.5mm x 11mm Inner Gap 5mm x 1mm RLT13222	TO FIT 21mm x 11mm Inner Gap 5mm x 1mm RLT13223	TO FIT 21mm x 12mm Inner Gap 5mm x 1mm RLT13224
Outer Diameter 21.5mm x 11mm Inner Gap 5mm x 1mm RLT13225	Outer Diameter Carrera Formula 1 Rear Wheel RLT13226	Outer Diameter Carrera Porsche 917 Rear Wheel RLT13227	Outer Diameter Policar Monoposto Rear Wheel RLT13228
1/24TH SCALE 28mm x 14mm Inner Gap 8mm x 2mm RLT12401	1/24TH SCALE 29mm x 14mm Inner Gap 8mm x 2mm RLT12402	1/24TH SCALE 30mm x 14mm Inner Gap 8mm x 2mm RLT12403	1/24TH SCALE To fit Carrera Ferrari 458 GT2 RLT12404

Price List

Set of 3D Printed Inserts (x4) (To fit below wheels)	£1.50
Pair of 3D Printed Wheels 15.8mm X 8mm (RLW132158)	£2.50
Pair of 3D Printed Wheels 16.3mm X 10mm (RLW132163)	£2.50
Pair of 3D Printed Wheels 16.8mm X 10mm (RLW132168)	£2.50
Pair of 3D Printed Wheels 17.3mm X 10mm (RLW132173)	£2.50
Pair of 3D Printed Wheels 17.8mm X 10mm (RLW132178)	£2.50
Pair of 3D Printed Wheels 18.3mm X 10mm (RLW132183)	£2.50
Pair of 1/32nd Urethane Tyres	£3.50
Pair of 1/24nd Urethane Tyres	£4.50
Pair of HO Urethane Tyres Available in 10 or 11mm diameter	£1.00
Dhorc Carrera Digital Club Members Discount Price	
Set of 3D Printed Inserts (x4) (To fit below wheels)	£1.00
Pair of 3D Printed Wheels 18.3mm X 10mm (RLW132183)	£2.00
Pair of 3D Printed Wheels 17.8mm X 10mm (RLW132178)	£2.00
Pair of 3D Printed Wheels 17.3mm X 10mm (RLW132173)	£2.00
Pair of 3D Printed Wheels 16.8mm X 10mm (RLW132168)	£2.00
Pair of 3D Printed Wheels 16.3mm X 10mm (RLW132163)	£2.00
Pair of 3D Printed Wheels 15.8mm X 8mm (RLW132158)	£2.00
Pair of 1/32nd Urethane Tyres	£3.00
Full set of 3D Printed Wheels, Inserts & Tyres (x4)	£10.00
Slot it Rear axle kit (KK07c) (When Available)	£16.00
Slot it Rear axle kit (KK07c) (When Available) + 3D printed Wheels (x2), Inserts & Tyres (x4)	£23.00

Where is DHORC?

Derby HO Racing Club 

www.dhorc.co.uk

dhorc

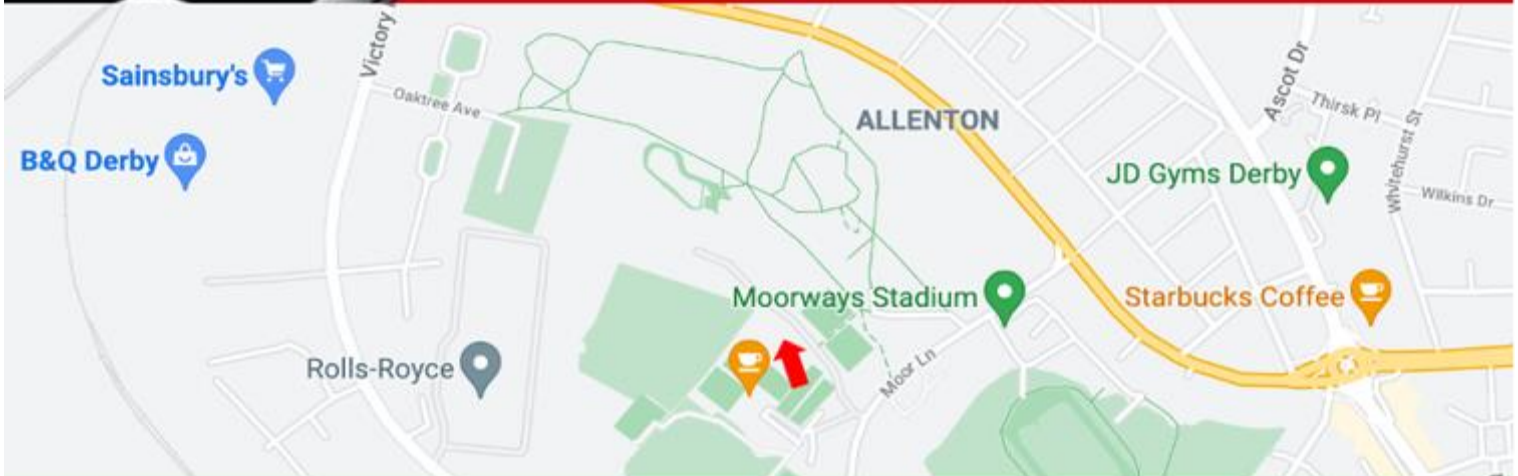
Home of HO Le Mans

TOMY AFX
TYCO

Derby H:O Racing Club
A Record Breaking Club



www.dhorc.co.uk



DHORC's Club Room

DERBY LEISURE
& EVENTS VENUE



Derby Leisure Ltd Table Tennis Room

Derby Leisure Ltd,
Moor Lane, Allenton
Derby, DE24 9HY

Derby HO Racing Club 

www.dhorc.co.uk

dhorc

Home of HO Le Mans

Carrera
DIGITAL

Nick Sismey

sismey80@hotmail.co.uk

07984 339192