

Visit dhorc.co.uk or Find us on **facebook**

Derby HO Racing Club

dhorc

Home of HO Le Mans

Sponsored by
HARDEN CREEK
SLOT CARS

Club Night

6 3 2

Round 02 Long Beach - GC 11Jan22



Carrera[®]
DIGITAL

Dean's Hattrick



Carrera[®]
DIGITAL

ADULTS

01 L PATEMAN
02 A TURNBULL
03 S GOODLIP

JUNIORS

01 J LAWSON
02 N/A
03 N/A

This Week: First 3 Successful Carrera Digital Club Nights In the Books!

History and Key Facts

HO Club founded on 7 July 1992

- DHORC: Derby HO Racing Club ("HO" Is The Scale = 1/64th)
- Section of Derby Leisure Limited, open to all!
- Home of world famous international Le Mans 24 Hour race.
- Smaller scale version of Scalextric, once set up works all night!
- Four-lane circuits
- Computerised timing
- Statistics for every meeting and every member since July 1992
- Over 20 race meetings each year
- 50+ circuit designs, up to 567 feet in length
- Eight-lane routed Rockingham oval
- Two car categories – Tyco open wheel (F1)
 - Tomy SGP, BSRT, VSR enclosed wheel (GC)



Carrera Digital Club 1st race due 18 January 2022

- 1/32nd Carrera Digital GT Cars
- 12 Evenings a year, minimum 2x15-minute races per driver per evening.
- 4 circuits, 3 evenings per circuit
- Full computerised timing and stats through SmartRace App



The Club Nights and Magazine Coverage

HO

- Racing starts between 18:45 and 19:00 hours – Finished by 21:30 hours
- Minimum of four 3-minute qualifying races & two Finals (F1 & GC) for each member
- Championship points for all members
- Magazine produced for every single meeting and covering every track statistic

Carrera Digital

- Racing starts between 18:00 and 18:15 hours – Finished by 21:30 hours
- Race report and stats included in HO Magazine
- Championship points for all members

- Rules & regulations booklet covering all the DHORC rules produced each year
- Great family atmosphere, a help-all culture

Membership Fees, Car Costs and Prizes

- Adult £30 and junior (under 16) £15 for HO & Carrera, £40/£20 combined
- Only £50 Total expenditure for two cars HO Cars, £65 one Carrera
- All cars and spares can be bought at club
- Adult, Masters (over 56), Junior (16 & under), Cadet (10 & under 10) championships



Championship prizes adult / junior per meeting (Not paid out in 2022)

1 st	£5	£3
2 nd	£3	£2
3 rd	£1	£1



Editorial 632



Lee Pateman and Dean Garbett take victories!

Congratulations to **Lee Pateman** for taking his first HO race win since 2019. With a perfect 50 points haul he also added to every one of his DHORC Club Records. Congrats also to **Jacob Lawson** for taking back to back Junior wins, and I was pleased to take my first Master win for over two years.

Dean Garbett kicked off our Carrera Digital Club Nights (Page 47) with three stunning victories from three starts, his incredible Pink Pig Porsche being the class of the field. While times were close however, I'm sure it will be even closer at the next race on 15Feb22. A big thank you to everyone for your support on Tuesday night, every one of the 16 racers said how well the evening went, which is a credit to all of the hard work to bring this to fruition by so many.

Nick Sismey



Front Cover: Lee Pateman was so pleased to win again!

Derby HO Racing Club		Committee...2022		Derby HO Racing Club	
Chairman / Treasurer	Nick Sismey	M 07984 339 192		sismey80@hotmail.co.uk	
Vice Chairman	Phil Rees	M 07912 378 652		dhorcman.p.r@ntlworld.com	
Secretary	Laura Williamson	M 07501 217 254		laurabubbles07@hotmail.co.uk	
Spares	Geoff Peach	M 07977 466 061		geoff@geoffpeach.com	
Race Control/Scrutineer	John Lamb	M 07758 917 497		john.lamb22@ntlworld.com	
Race Control	Liam Smith	M 07477 698 158		liam-smith-93@hotmail.co.uk	
Race Control	Darryn Mutch	M 07954 741677		darrynmutch@live.co.uk	
Scrutineer	Angus Smith	M 07591 813 431		angus@angussmith500.plus.com	
Scrutineer	Dean Garbett	M 07964 854 084		garbettd@sky.com	

ROLLS-ROYCE SLOT CAR MAGAZINE IS PUBLISHED AND COPYRIGHT 2022 BY DHORC, AND NO PORTION MAY BE REPRODUCED OR TRANSMITTED WITHOUT WRITTEN PERMISSION, AND MAY CONTAIN ARTICLES AND GRAPHICS REPRINTED WITH THE PERMISSION OF THE ORIGINAL COPYRIGHT HOLDER, WHO RETAINS ALL RIGHTS

Contents 632

Page	Details
003	Editorial
004	Contents
005	News & Views Including..... 1. Acknowledgements 2. Acknowledgements for Carrera Digital 1, 2 & 3 3. Carrera Digital is Go!!! - 18Jan22 4. Sakhir Test Night - 29Mar22
006	2022 Calendar
008	2022 Winners & Continuous Club Night Attendance Records
009	DHORC Official Clothing
010	Slot Cars & Spares
011	Razorlite Lexans HO
012	Poynton's Pastimes
013	Race Report – Long Beach GC – 18th January 2022 - Round 02 of 32 Including..... Page 19 - Race Results Page 25 - Championship Tables
031	Members' Statistics
047	Carrera Digital
051	Race Report – Sebring GT – 18th January 2022 - Round 01
055	Race Report – Sebring GT – 18th January 2022 - Round 02
059	Race Report – Sebring GT – 18th January 2022 - Round 03
063	Best Results
067	Championships
070	Next Race - Donington Park – 01st February 2022 - Rounds 3 & 4 of 32
072	Razorlite Lexans HO Catalogue



www.slotcarsdirect.com

Slot Cars Direct are proud to be the HO parts supplier to Derby HO Racing Club, keeping them in Tip Top Form for a great nights racing.



We stock parts for and from manufacturers like:
Viper VSR, WIZZARDHO, Tomy AFX, Aurora AFX, Tyco, Mattel, Matchbox, Ideal TCR, Micro Scaletric, Marchon, Silicone Tyres, Lexan Bodies, BSRT, HC Venom Products, Special Lexan Mounting Clips.

1. Acknowledgements for DHORC 632

Phil Rees	Parc Ferme & Everything Else	Adam Turnbull	Packing Away
John Lamb	Setting Up, RC & Packing Away	Chris Cooper	Packing Away
Lee Pateman	Packing Away	Dean Garbett	Packing Away
Reuben Litherland	Packing Away	Lewis Blacker	Packing Away
Geoff Peach	Spares	Dan Turnbull	Packing Away
Jacob & Russell Lawson	Biscuits	Simon Goodlip	Packing Away
Stuart Gray	Packing Away		

2. Acknowledgements for Carrera Digital 1, 2 & 3

Phil Rees	Setting Up & Everything Else	Liam Smith	Setting Up & Computer
John Lamb	Setting Up, RC & Packing Away	Darryn Mutch	Race Control
Angus Smith	Setting Up, Scrutineering & Packing Away		
Dean Garbett	Race Control		



3. Carrera Digital is Go!!!! – 18Jan22


Thank you to everyone who made our first three Carrera Digital Club Nights on 18Jan22 such a success, with 16 racers on the night all getting three 15 minute races plus two minutes of Qualifying. The Test Nights in 2021 certainly helped us refine the flow of the evening, however we are still learning so much each evening. Please see more details from Page 47.



Derby HO Racing Club **dhorc** Calendar 2022 **dhorc**
 Home of HO Le Mans MANDEL CARRERA Home of HO Le Mans MANDEL CARRERA

Day	Date	Location	Round	Round	Track	
Tuesday	11-Jan	Table Tennis Room	1 (F1)	2 (GC)	Long Beach (NEW)	
Tuesday	01-Feb	Table Tennis Room	3 (F1)	4 (GC)	Donington Park (NEW)	
Tuesday	22-Feb	Table Tennis Room	5 (F1)	6 (GC)	Nashville (NEW)	
Tuesday	15-Mar	Table Tennis Room	7 (F1)	8 (GC)	Zandvoort (NEW)	
Tuesday	05-Apr	Table Tennis Room	9 (F1)	10 (GC)	Mallory Park	
Tuesday	26-Apr	Table Tennis Room	11 (F1)	12 (GC)	Dijon	
Tuesday	17-May	Table Tennis Room	13 (F1)	14 (GC)	Knockhill	
Tuesday	07-Jun	Table Tennis Room	15 (F1)	16 (GC)	Oulton Park	
Tuesday	28-Jun	Table Tennis Room	17 (F1)	18 (GC)	Long Beach	
Tuesday	19-Jul	Table Tennis Room	19 (F1)	20 (GC)	Donington Park	
Tuesday	09-Aug	Table Tennis Room	21 (F1)	22 (GC)	Nashville	
Tuesday	06-Sep	Table Tennis Room	23 (F1)	24 (GC)	Zandvoort	
Tuesday	27-Sep	Table Tennis Room	25 (F1)	26 (GC)	Mallory Park	
Tuesday	18-Oct	Table Tennis Room	27 (F1)	28 (GC)	Dijon	
Tuesday	08-Nov	Table Tennis Room	29 (F1)	30 (GC)	Knockhill	
Tuesday	29-Nov	Table Tennis Room	31 (F1)	32 (GC)	Oulton Park	

Derby HO Racing Club **dhorc** Carrera DIGITAL **dhorc** Carrera DIGITAL
 Home of HO Le Mans MANDEL CARRERA Home of HO Le Mans MANDEL CARRERA

Day	Date	Location	Rounds*	Track	
Tuesday	18-Jan	Table Tennis Room	1 2 3	Sebring	
Tuesday	15-Feb	Table Tennis Room	4 5	Sebring	
Tuesday	22-Mar	Table Tennis Room	6 7	Sebring	
Tuesday	29-Mar	Table Tennis Room	Test Night	Sakhir	
Tuesday	12-Apr	Table Tennis Room	8 9	Sakhir	
Tuesday	24-May	Table Tennis Room	10 11	Sakhir	
Tuesday	21-Jun	Table Tennis Room	12 13	Sakhir	
Tuesday	26-Jul	Table Tennis Room	14 15	Daytona Infield	
Tuesday	23-Aug	Table Tennis Room	16 17	Daytona Infield	
Tuesday	20-Sep	Table Tennis Room	18 19	Daytona Infield	
Tuesday	25-Oct	Table Tennis Room	20 21	Zandvoort	
Tuesday	22-Nov	Table Tennis Room	22 23	Zandvoort	
Tuesday	06-Dec	Table Tennis Room	24 25	Zandvoort	

Key: * Could be more than two Digital Rounds on a night, depending on attendance.

Note: 65% of HO Rounds count towards DHORC Championship which equals 21

Note: 65% of Digital Rounds count towards Carrera Championship.

4. Sakhir Test Night – 29Mar22

All are welcome to join us on our Sakhir Test Night on 29Mar22 to check out our next track before we race on it proper on 12Apr22. It will give us all the opportunity to make sure we have all of the Lane Changes in the correct places and that the Pits works correctly as well as getting some practice on the new circuit.



The poster features the Carrera logo at the top in white on a red background. Below it, the text 'Sakhir Test Night' is written in large white letters. Underneath, '29Mar22 Derby HO Racing Club 6pm' is displayed in a colorful font. The central graphic includes the word 'dhoro' in a stylized white font with a red slot car integrated into the letter 'o'. To the left is the Bahraini flag and a checkered flag, and to the right is the FIA logo. Below the main text, there is a photograph of two slot cars racing on a track at night, with a 'HIGH SPEEDER' sign in the background. At the bottom, there is a track layout diagram with colored segments, the WEC (FIA World Endurance Championship) logo, and the Bahrain International Circuit logo in Arabic and English.

Winners 2022

F1 Qualifies on Yellow & Red, GC on Green & Blue Lanes up to Round 16

Day	Date	Rnd	Track	Final	Adults	Masters	Juniors	Wooden
Tue	11-Jan	1	Long Beach	F1	P Rees	P Rees	J Lawson	J Lamb
Tue	11-Jan	2	Long Beach	GC	L Pateman	N Sismey	J Lawson (2)	L Blacker
Tue	01-Feb	3	Donington Park	F1				
Tue	01-Feb	4	Donington Park	GC				
Tue	22-Feb	5	Nashville	F1				
Tue	22-Feb	6	Nashville	GC				
Tue	15-Mar	7	Zandvoort	F1				
Tue	15-Mar	8	Zandvoort	GC				
Tue	05-Apr	9	Mallory Park	F1				
Tue	05-Apr	10	Mallory Park	GC				
Tue	26-Apr	11	Dijon Prenois	F1				
Tue	26-Apr	12	Dijon Prenois	GC				
Tue	17-May	13	Knockhill	F1				
Tue	17-May	14	Knockhill	GC				
Tue	07-Jun	15	Oulton Park	F1				
Tue	07-Jun	16	Oulton Park	GC				
Tue	28-Jun	17	Long Beach	F1				
Tue	28-Jun	18	Long Beach	GC				
Tue	19-Jul	19	Donington Park	F1				
Tue	19-Jul	20	Donington Park	GC				
Tue	09-Aug	21	Nashville	F1				
Tue	09-Aug	22	Nashville	GC				
Tue	06-Sep	23	Zandvoort	F1				
Tue	06-Sep	24	Zandvoort	GC				
Tue	27-Sep	25	Mallory Park	F1				
Tue	27-Sep	26	Mallory Park	GC				
Tue	18-Oct	27	Dijon Prenois	F1				
Tue	18-Oct	28	Dijon Prenois	GC				
Tue	08-Nov	29	Knockhill	F1				
Tue	08-Nov	30	Knockhill	GC				
Tue	29-Nov	31	Oulton Park	F1				
Tue	29-Nov	32	Oulton Park	GC				

Race Winners



Derby HO Racing Club
dhorc
Home of HO Le Mans
Sponsored by HARDEN CREEK

Adults



Lee Pateman
Adults

Masters



Nick Sismey
Masters

Juniors



Jacob Lawson
Juniors

Wooden



Lewis Blacker
Wooden

Continuous Club Night Attendance Records

Nick Sismey	181 Club Nights	John Lamb	34	Geoff Peach	21
Dean Garbett	20	Phil Rees	18	Reuben Litherland	16
Adam Turnbull	10	Dan Turnbull	10		

Record Continuous Club Night Attendance Nick Sismey 181

Record Continuous Evening Attendance Phil Rees 180

Record Continuous Club Night Attendance from 1st Race Martin Allsopp 131



Official
DHORC
Clothing



Official
DHORC
Clothing



Polo Shirt

T-Shirt

Hoodie

Your Order

Description	Size	Qty	Price
<i>Example</i>	<i>M</i>	<i>1</i>	<i>22.00</i>
TOTAL:			

Your Details

Name:	
Address:	
Telephone:	
email:	

**Please Contact
Nick Sismey**

Slot Cars & Spares



Open Wheel (F1)

Chassis	£10.00
Car (+ £7.5 if Painted)	£15.00
Resin Shell (+ £7.5 if Painted)	£6.00
Pickup Shoes (Pair)	£1.00
Pickup Springs	£0.25
Pinion Gear	£1.00
Front Tyres (Pair)	£1.50
Front Axle	£2.00
Brush Springs (Pair)	£1.00
Brushes (Pair)	£1.00
Motor Magnets (Pair)	£2.45
Bulkhead	£5.00
Armature	£4.00
Crown Gear	£2.00
Rear Tyres (Pair)	£2.00
Rear Axle	£3.00
Guide Pins	£1.00
Traction Magnets (Pair)	£2.00
Brush Tubes (Pair)	£2.00



Enclosed Wheel (GC)

#902 G3 or VSR Chassis	£30.00	(1st one £20)
Wet Weather V-Jet	£31.50	
Painted Lexan Body	£7.50+	
#250B G3 Pickup Shoes (Pair)	£1.00	
Pickup Springs	£0.25	
#417 7T Delrin Pinion Gear	£1.00	
SGP Black Pinion	£0.30	
#950 G3 Front Tyres (Pair)	£1.50	
Front Axle, Wheels and Tyres	£4.00	
Rear Axle and Washer	£5.50	
Rear Double Flanged Hubs (Pair)	£3.50	
#925 G3 Endbell	£6.00	
Armature	£4.00	
24T Delrin Crown Gear	£2.00	
Spacer washer	£0.25	
22T VSR Crown Gear	£2.00	
Rear Tyres (Pair)	£2.00	
#941 Guide Pins	£1.00	
Front Wheels (Pair)	£2.00	
VSR Pro Blank Chassis	£8.50	
Front Axle, Hubs & 'O' Rings	£3.00	



Updated 30Sep18



Clear Plastic Bodies to suit a Variety of HO Chassis many not found elsewhere check out the full list with the shop button on our Facebook page



POYNTON'S PASTIMES

EST 1848

Hi everyone, first of all I'd like to say thank you to DHORC for letting us put a page in the magazine.

We are a family run business which was established in 1848 as a Newsagents before opening a stall in Derby Market hall back in 1866, as well as having various stalls dotted about over time in the surrounding area.

Due to the restoration work currently taking place on the Market Hall, we are now based at Park Farm Shopping Centre in Allestree where we are still primarily a Newsagents but also sell jigsaws, Models, Scalextric, Carrera, Hornby and much more.

Porsche 935/19 GT2



Aston Martin Vantage GTE

Aston Martin Vantage GT3



Above is a selection of the Carrera Digital Carrera Cars we currently have in stock these will also be available to buy on the Carrera race nights as well.

Race Report

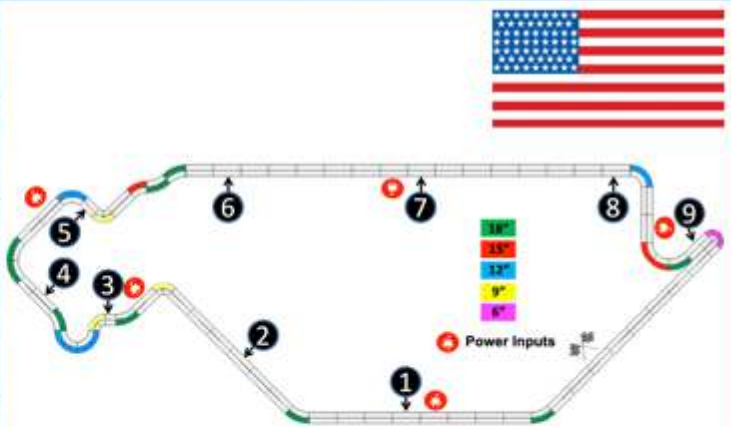


Round 02

Long Beach GC

11th January 2022

Rounds 1&2		Long Beach (USA)				Rounds 17&18	
Previous Results							
Adults				1st	2nd	3rd	
DHORC 631 F1	11-Jan 2022	79'4"		P Rees	S Goodlip	L Pateman	
DHORC 632 GC	11-Jan 2022	79'4"		L Pateman	A Turnbull	S Goodlip	
DHORC 647 F1	28-Jun 2022	79'4"					
DHORC 648 GC	28-Jun 2022	79'4"					
Juniors				1st	2nd	3rd	
DHORC 631 F1	11-Jan 2022	79'4"		J Lawson	N/A	N/A	
DHORC 632 GC	11-Jan 2022	79'4"		J Lawson	N/A	N/A	
DHORC 647 F1	28-Jun 2022	79'4"					
DHORC 648 GC	28-Jun 2022	79'4"					
Circuit Records				Lap Length 79'4"			
Qualifying							
F1	L Pateman	11Jan22	54.1 Laps				
GC	L Pateman	11Jan22	65.8 Laps				
Fastest Laps							
F1	S Goodlip	11Jan22	5.46 secs				
GC	L Pateman	11Jan22	4.18 secs				
Race Laps							
F1	P Rees	11Jan22	28.2 Laps				
GC	L Pateman	11Jan22	37.8 Laps				
Final Points							
3.5 Points		L Blacker	11Jan22				
		J Lamb	11Jan22				
		A Turnbull	11Jan22				



DHORC 631 & 632



John Lamb and Lewis Blacker look on as Phil Rees organises Parc Ferme

GC Finals ADULT REPORT GC Finals

Pateman Back to Winning Ways

'A' Final – After 819 days and 23 Club Nights **Lee Pateman** finally reached the top of the Podium again to take a Club record 109th Adult victory after achieving his record 114th Pole Position, his first back to back Poles since 2019. He beat great friend **Simon Goodlip** by 4.7 Laps in Qualifying to set the new Long Beach Qualifying benchmark and then set both Race Laps (37.2) and Fastest Lap (4.18 secs) records in the 'A' Final. Both of these were again DHORC records, Race Laps, Lee's 175th and Fastest Laps, his 269th. Only 'B' Final winner **Adam Turnbull** was able to keep him in sight early in the Final before Lee upped the ante and left all in his wake, 3.9 Laps the deficit as he took home a perfect 50 points haul and with it the lead in the Adult Championship. Adam would take the joint lead of the Final Challenge.

Simon would start his return to DHORC with two podiums taking third here ahead of **Nick Sismey**, just 0.3 Laps separating the two. Nick was pleased to be the only racer to beat Lee on the night, by taking Green Lane Qualifying! He was blasted out of the Long Beach harbour water on Blue though!



Round 02 - ADULTS

Long Beach GC - USA

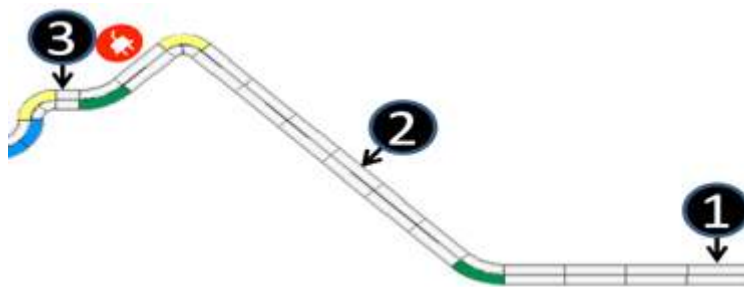


11 January 2022

2nd	1st	3rd
Adam Turnbull	Lee Pateman	Simon Goodlip

'B' Final – Adam was so pleased to take a couple of Laps out of the field in the 'B' as there was an incredible battle going on for second place. You could have thrown a blanket over **Reuben**

Litherland, Geoff Peach and 'C' Final winner **Phil Rees**' cars as they circulated just feet apart for most of the race. While Adam set the slowest Lap time of the race Reuben set the fastest to take 5th overall on 30.3 Laps, Geoff on 30.2 and Phil on 30.1 which was just shy of 20 feet after 3 minutes of racing!



'C' Final – Phil was the only racer to surpass 30 Laps in the 'C', his 32.5 Laps being good enough for him to have won the 'B' or take third in the 'A'! **John Lamb**, having already won the 'D', did enough to take joint lead in the Final Challenge alongside Adam, with second here, 3.3 Laps down on Phil. **Dean Garbett** finished on the same tenth as Razor but exactly a Lap down but was 0.8 Laps up on **Dan Turnbull** who rounded off the Top 10. Dean set the second fastest lap time of the Finals so certainly has speed in both him and the car!

'D' Final – Despite Blue Lane being a bit of a bogie Lane, especially around the Fountain section after the 3rd tenth, Razor was able to make it work for him as he took the 'D' by 1.1 Laps from **Russell Lawson** who is regularly in the higher Finals now. **Chris Cooper** was within earshot of these two, 1.7 Laps down on Russell, meaning we have several racers looking to move up the grid. Fresh from his 'E' Final win **Stuart Gray** was only 1.5 Laps down on Chris despite being on the trickier Yellow Lane.

'E' Final – **Lewis Blacker** may have taken his first Wooden Spoon of the year however his second place in the 'E' to Stuart was good enough for him to share the lead in the Final Challenge with both Adam and Razor, after his performance in F1 earlier!

MASTERS REPORT

Sismey's 1st Win in over 2 Years!

Nick took his first win since 07Jan20, from Geoff, Phil, Dean and Stuart, to take the Championship lead.



Great to see Double Junior Champions Reuben Litherland & Adam Turnbull racing as Adults again this year

JUNIOR REPORT

Jacob's Double Win on 300th Race Start

'A' Final – **Jacob Lawson** celebrated his 300th three-minute race start with his second victory of the evening, extending his lead in the Junior Championship. Another perfect 50 points haul, and three more track records were added to his DHORC portfolio. Again, he out qualified another Adult showing his potential once he moves up in 5 years' time!

Derby HO Racing Club
dherc
 Home of HO Le Mans
 HAROLDY COLIER

Round 02 - JUNIORS
Long Beach GC - USA
 11 January 2022

2nd
N/A

1st
Jacob Lawson

3rd
N/A

Tommy Tyco




Lee Pateman was so pleased with his first win in over two years

Race Results



Who Came Where?

Who Scored What?



Jacob Lawson has had a perfect start to 2022

DERBY H:O SLOT CAR CLUB CHAMPIONSHIP RACE 632																			
Long Beach GC - 11 January 2022 - Round 02																			
MASTER POINTS TABLE (NM = NON MEMBER)																			
QUALIFYING				FINAL POSITIONS				FASTEST LAPS				BEST RACE LAPS (3 MINS)				POINTS TOTAL			
POS	ADULT	LAPS	PTS	POS	ADULT	PTS	POS	ADULT	TIME	MPH	POS	ADULT	LAPS	POS	ADULT	PTS			
1	L Pateman	65.8	45	1	L Pateman	4.18	12.940	1	L Pateman	37.2	1	L Pateman	50						
2	S Goodlip	61.1	38	2	D Garbett (M)	4.65	11.632	2	A Turnbull	33.3	2	A Turnbull	38						
3	N Sismey (M)	59.7	34	3	S Goodlip	4.66	11.607	3	N Sismey (M)	32.5	3	S Goodlip	34						
4	R Litherland	59.0	31	4	R Litherland	4.74	11.412	3	P Rees (M)	32.5	4	N Sismey (M)	31						
5	A Turnbull	58.1	29	5	J Lamb	4.90	11.039	5	S Goodlip	31.9	5	R Litherland	29						
6	G Peach (M)	55.5	28	6	G Peach (M)	4.91	11.016	6	R Litherland	31.1	6	G Peach (M)	28						
7	D Garbett (M)	55.4	27	7	A Turnbull	4.96	10.905	7	G Peach (M)	30.2	7	P Rees (M)	27						
8	P Rees (M)	54.7	26	8	P Rees (M)	4.97	10.883	8	D Garbett (M)	29.9	8	J Lamb	26						
9	D Turnbull	51.0	25	9	N Sismey (M)	5.21	10.382	9	J Lamb	29.2	9	D Garbett (M)	25						
10	R Lawson	48.8	24	10	C Cooper	5.30	10.206	10	R Lawson	27.8	10	D Turnbull	24						
11	C Cooper	48.6	23	11	D Turnbull	5.40	10.017	11	D Turnbull	27.4	11	R Lawson	23						
12	J Lamb	48.2	22	12	R Lawson	5.74	9.423	12	C Cooper	26.1	12	C Cooper	22						
13	S Gray (M)	47.7	21	13	L Blacker	5.78	9.358	13	S Gray (M)	25.5	13	S Gray (M)	21						
14	L Blacker	41.6	20	14	S Gray (M)	6.35	8.518	14	L Blacker	23.4	14	L Blacker	20						
QUALIFYING				FINAL POSITIONS				FASTEST LAPS				BEST RACE LAPS (3 MINS)				POINTS TOTAL			
POS	JUNIOR	LAPS	PTS	POS	JUNIOR	PTS	POS	JUNIOR	TIME	MPH	POS	JUNIOR	LAPS	POS	JUNIOR	PTS			
1	J Lawson	47.4	45	1	J Lawson	5.96	9.076	1	J Lawson	24.8	1	J Lawson	50						

Final Points					
POS	ADULT	PTS	POS	ADULT	PTS
1	A Turnbull	3.5	1	A Turnbull	3.5
1	J Lamb	3.5	3	P Rees (M)	2.5
3	P Rees (M)	2.5	3	S Gray (M)	2.5
3	S Gray (M)	2.5	5	L Pateman	2.0
5	L Pateman	2.0	6	R Litherland	1.5
6	R Litherland	1.5	6	R Lawson	1.5
6	R Lawson	1.5	6	L Blacker	1.5
6	L Blacker	1.5	9	S Goodlip	1.0
9	S Goodlip	1.0	9	G Peach (M)	1.0
9	G Peach (M)	1.0	9	D Garbett (M)	1.0
9	D Garbett (M)	1.0	9	C Cooper	1.0
9	C Cooper	1.0	13	N Sismey (M)	0.5
13	N Sismey (M)	0.5	13	D Turnbull	0.5
13	D Turnbull	0.5			



Lewis, Dan Turnbull, Geoff Peach and Phil warmed Long Beach up for everyone else

CL		NAME	GREEN		BLUE		FINAL 1		FINAL 2		FINAL 3		BEST		TOTAL
			LAPS	TIME	LAPS	TIME	LAPS	TIME	LAPS	TIME	LAPS	TIME	LAPS	TIME	
A	L	Pateman	32.2	4.58	33.6	4.47	37.2	4.18					37.2	4.18	103.0
A	S	Goodlip	31.9	4.71	29.2	4.94	28.5	4.66					31.9	4.66	89.6
A	N	Sismey (M)	32.5	5.21	27.2	6.01	28.2	5.87					32.5	5.21	87.9
A	R	Litherland	31.1	4.88	27.9	5.13	30.3	4.74					31.1	4.74	89.3
A	A	Turnbull	27.3	5.07	30.8	5.00	32.1	5.09	33.3	4.96			33.3	4.96	123.5
A	G	Peach (M)	27.9	5.26	27.6	5.36	30.2	4.91					30.2	4.91	85.7
A	D	Garbett (M)	29.9	5.11	25.5	5.67	28.2	4.65					29.9	4.65	83.6
A	P	Rees (M)	26.8	5.52	27.9	5.82	32.5	5.22	30.1	4.97			32.5	4.97	117.3
A	D	Turnbull	26.4	6.04	24.6	6.40	27.4	5.40					27.4	5.40	78.4
A	R	Lawson	26.5	6.05	22.3	6.74	27.8	5.74					27.8	5.74	76.6
A	C	Cooper	25.1	5.30	23.5	5.71	26.1	5.61					26.1	5.30	74.7
A	J	Lamb	28.0	5.49	20.2	5.56	28.9	5.26	29.2	4.90			29.2	4.90	106.3
A	S	Gray (M)	25.5	6.40	22.2	7.05	25.5	6.35	24.6	6.49			25.5	6.35	97.8
A	L	Blacker	21.0	6.27	20.6	6.11	23.4	5.78					23.4	5.78	65.0
J	J	Lawson	23.4	6.29	24.0	6.58	24.8	5.96					24.8	5.96	72.2
TOTAL FEET											107,170.9		TOTAL LAPS		1,350.9



Chris Cooper and Stuart Gray marshalling in unison

Championship Tables



Those All Important
Points!



Dean Garbett's GC car loses traction at the hairpin as he qualifies in the last group with Simon Goodlip, Adam and Reuben. Razor concentrates on Race Control.

DHORC Championship 2022

Pos	Competitor	LB F1	LB GC	Total	Best (65%)	Diff
	Name	1	2	32	21	
	(Adult)	11-Jan	11-Jan	Scores	Scores	
1	L Pateman	37	50	87	87	
2	S Goodlip	40	34	74	74	13
3	P Rees	45	27	72	72	2
4	A Turnbull	29	38	67	67	5
5	N Sismey	31	31	62	62	5
6	R Litherland	27	29	56	56	6
7	G Peach	25	28	53	53	3
7	D Garbett	28	25	53	53	
9	R Lawson	24	23	47	47	6
10	D Turnbull	22	24	46	46	1
10	L Blacker	26	20	46	46	
10	J Lamb	20	26	46	46	
13	S Gray	23	21	44	44	2
14	C Cooper	21	22	43	43	1
Pos	(Juniors)	631	632	16	12	Diff
1	J Lawson	50	50	100	100	
Pos	(Masters)	631	632	16	12	Diff
1	N Sismey	38	48	86	86	
2	P Rees	50	34	84	84	2
3	G Peach	31	38	69	69	15
4	D Garbett	34	33	67	67	2
5	S Gray	29	29	58	58	9



It was sensible for all to wear masks on Tuesday night, here Geoff and Lee modelling the various forms available!

DHORC Final Challenge 2022

Pos	Competitor	Wins	LB F1	LB GC	Results	
	Name		1	2	(32)	Turn Up
	(Adult)		11-Jan	11-Jan	Points	Rate
1	A Turnbull	1	1.5	3.5	5.0	100.00%
1	L Blacker	1	3.5	1.5	5.0	100.00%
1	J Lamb	1	1.5	3.5	5.0	100.00%
4	P Rees	2	2.0	2.5	4.5	100.00%
5	D Garbett	1	3.0	1.0	4.0	100.00%
5	S Gray	1	1.5	2.5	4.0	100.00%
7	C Cooper	1	2.5	1.0	3.5	100.00%
8	L Pateman	1	1.0	2.0	3.0	100.00%
8	N Sismey	1	2.5	0.5	3.0	100.00%
10	S Goodlip		1.5	1.0	2.5	100.00%
11	R Litherland		0.5	1.5	2.0	100.00%
11	G Peach		1.0	1.0	2.0	100.00%
11	R Lawson		0.5	1.5	2.0	100.00%
14	D Turnbull		1.0	0.5	1.5	100.00%
Pos	(Junior)	Wins	631	632	Points	Rate
1	J Lawson		2.0	2.0	4.0	100.00%
Turn Up Rates			100.00%	100.00%	AVE	100.00%



Drivers' eye view of Long Beach



Members' Statistics

ADULT STATISTICS 1992-2022 - AFTER 632 CLUB NIGHTS


Sheet 1 of 4 (Note: Highlighted Names are Current 2022 Members, CS = Best Consecutive Results)

MEETINGS ATTENDED			RACES COMPLETED			DRIVER RANKING			FINALS WON			
Pos	ADULT	No	Pos	ADULT	No	Pos	ADULT	SCORE	Pos	ADULT	No	CS
1	P REES	617	1	P REES	3,647	1	* A SMITH	2.313	1	L PATEMAN	263	(5)
2	N SISMEY	579	2	N SISMEY	3,337	2	* S GOODLIP	2.488	2	P REES	225	(3)
3	L PATEMAN	546	3	L PATEMAN	3,185	3	* J SISMEY	2.750	3	N SISMEY	166	(2)
4	G PEACH	416	4	G PEACH	2,387	4	* W LANDER	2.838	4	S GOODLIP	154	(4)
5	P BARBER	363	5	P BARBER	2,102	5	* L PATEMAN	3.475	5	M CHADWICK	117	(3)
6	S GOODLIP	342	6	S GOODLIP	1,899	6	* M CHADWICK	3.813	6	J SISMEY	103	(4)
7	A McPEAKE	299	7	A BULLOCK	1,802	7	* J TAGUE	4.538	7	G PEACH	86	(2)
8	A BULLOCK	292	8	A McPEAKE	1,658	8	* A TURNBULL	4.750	8	L SMITH	81	(3)
9	M CHADWICK	287	9	R MASTERS	1,578	9	* D GARBETT	5.025	9	D McPEAKE	77	(2)
10	R MASTERS	277	10	M CHADWICK	1,537	10	* T MEASHAM	5.113	10	A McPEAKE	66	(2)
11	N LAMBERT	269	11	C ROYTHORNE	1,513	11	* J NEALE	5.200	10	A BULLOCK	66	(2)
12	C ROYTHORNE	249	12	N LAMBERT	1,479	12	* P REES	5.413	12	J TAGUE	64	(2)
13	D McPEAKE	245	13	D McPEAKE	1,366	13	* N SISMEY	5.825	13	N LAMBERT	61	(2)
14	R SEAMAN	235	14	R SEAMAN	1,313	14	* C BOWLES	5.900	13	M ALLSOPP	61	(3)
15	J SISMEY	211	15	J SISMEY	1,303	15	* K LYE	6.063	15	R SEAMAN	60	(2)
16	M ALLSOPP	203	16	M ALLSOPP	1,265	16	* C ROYTHORNE	6.350	16	A SMITH	58	(5)
17	L SMITH	199	17	L SMITH	1,245	17	* A McPEAKE	6.488	17	W LANDER	56	(2)
18	J LAMB	174	18	J LAMB	1,028	18	* R SEAMAN	6.550	18	C ROYTHORNE	55	(2)
19	P LEVERS	166	19	S ANAND	976	19	* L SMITH	6.888	19	R MASTERS	54	(2)
20	J TAGUE	165	20	D TURNBULL	958	20	* R BLAKE	7.125	20	S ANAND	53	(3)
21	D TURNBULL	162	21	P LEVERS	957	21	* T CHADWICK	7.250	21	P LEVERS	48	(2)
22	S ANAND	154	22	J LYMER	948	21	* S ANAND	7.250	22	J LAMB	46	(2)
23	J LYMER	146	23	J TAGUE	858	23	* A BULLOCK	7.438	23	A HOLLIDAY	43	(3)
24	K ALCOCK	131	24	K ALCOCK	848	24	* M ALLSOPP	7.488	24	I BRENTNALL	41	(3)
24	A SMITH	131	25	D EDWARDS	771	25	* G PEACH	7.913	24	P BARBER	41	(2)
26	D EDWARDS	129	26	A SMITH	729	26	* R CROSSLAND	8.175	26	J LYMER	38	(2)
27	A HOLLIDAY	121	27	G WESTON	682	27	* D McPEAKE	8.563	27	G WESTON	33	(2)
28	G WESTON	113	28	A HOLLIDAY	673	28	* D BRENTNALL	8.838	28	K ALCOCK	30	(3)
29	C HENRY	109	29	W LANDER	661	29	* K PAYNE	8.850	29	B JOHNSON	28	(3)
29	L EDWARDS	109	30	J HOLMES	639	30	* J ROYTHORNE	8.938	29	D EDWARDS	28	(2)
31	W LANDER	104	31	L EDWARDS	630	31	* J LEVERS	9.063	31	R BLAKE	26	(2)
32	J HOLMES	98	32	C HENRY	552	32	* A DAVIES	9.138	32	D BRENTNALL	25	(5)
33	B JOHNSON	96	33	I BRENTNALL	511	33	* P LEVERS	9.188	32	M ROGERS	25	(3)
34	I BRENTNALL	94	34	B JOHNSON	509	34	* J LYMER	9.288	32	J HOLMES	25	
35	T DINGLEY	87	35	S SMITH	472	35	* D EDWARDS	9.563	35	J NEALE	24	(2)
36	S SMITH	86	36	R LAWSON	457	35	* J LAMB	9.563	36	J LEVERS	22	(3)
37	D GARBETT	83	37	R CROSSLAND	456	37	* S PANK	9.775	36	R CROSSLAND	22	(2)
38	C BOWLES	82	38	T DINGLEY	455	38	* D PASSELL	9.850	36	D GARBETT	22	(2)
39	R CROSSLAND	81	39	C BOWLES	445	39	* T DINGLEY	10.125	39	S MINNIS	21	(3)
40	R LAWSON	79	40	J ROYTHORNE	432	40	* I BRENTNALL	10.325	39	S PANK	21	(2)
41	A STAMPER	76	41	D GARBETT	430	41	* M KNIGHTON	10.363	39	T DINGLEY	21	
42	S PANK	69	42	R BLAKE	383	42	* G WESTON	10.375	39	D TURNBULL	21	
42	J ROYTHORNE	69	43	A STAMPER	366	43	* M ROGERS	10.463	43	J ROYTHORNE	20	(2)
44	S MINNIS	67	44	S PANK	364	44	* D TURNBULL	10.475	44	C HENRY	19	
45	R BLAKE	62	45	J LITHERLAND	357	45	* S MINNIS	11.400	45	A FEARN	18	(2)
46	J LITHERLAND	61	46	S MINNIS	356	46	* L BLACKER	12.188	45	C BOWLES	18	
47	J NEALE	60	47	J LEVERS	322	47	* J HOLMES	12.350	47	S LANDER	14	(2)
48	M ROGERS	57	48	A FEARN	319	48	* A HOLLIDAY	12.413	47	A TURNBULL	14	(2)
49	J LEVERS	53	49	J NEALE	318	49	* B JOHNSON	12.500	49	T CHADWICK	13	(2)
50	G SCHULE	52	50	M ROGERS	308	50	* K ALCOCK	12.613	49	L BLACKER	13	

(Driver Ranking = Average Position in Qualifying, Final Position, Fastest Lap & Race Laps Over Last 20 club nights)



Long Beach's tricky first section and a race start



ADULT STATISTICS 1992-2022 - AFTER 632 CLUB NIGHTS

Sheet 2 of 4 (Note: Highlighted Names are Current 2022 Members, CS = Best Consecutive Results)

MEETINGS ATTENDED		RACES COMPLETED		DRIVER RANKING		FINALS WON						
Pos	ADULT	No	Pos	ADULT	No	Pos	ADULT	No	CS			
51	S GRAY	51	51	M MARTINEZ	289	51	* A FEARN	12.625	51	J HITCHCOCK	12	(2)
52	A FEARN	49	52	S GRAY	282	52	M STURGESS	12.675	51	P FOXLEY	12	(2)
52	M MARTINEZ	49	53	K LYE	263	53	* R LAWSON	12.838	53	T MEASHAM	11	
54	D OLIVER	45	54	G SCHULE	258	54	* N LAMBERT	12.950	54	D WALKER	10	
55	D WALKER	42	55	C BULLOCK	248	55	* P FOXLEY	12.963	54	D PASSELL	10	(2)
55	K LYE	42	56	D BRENTNALL	225	56	* S GRAY	13.013	56	S DUNN	9	(2)
57	D BRENTNALL	41	56	T CHADWICK	225	57	* G SCHULE	13.238	56	K LYE	9	
57	A TURNBULL	41	58	A TURNBULL	221	58	* J TETLEY	13.313	56	L EDWARDS	9	
59	M KNIGHTON	36	59	D OLIVER	216	59	* L EDWARDS	13.688	59	G LAMBERT	8	(4)
59	T CHADWICK	36	60	D WALKER	212	60	* R MASTERS	13.738	59	J LITHERLAND	8	
59	C BULLOCK	36	61	A DAVIES	211	61	* C HENRY	13.763	61	R CHADWICK	7	(2)
62	S DUNN	35	62	T MEASHAM	208	62	* D GREEN	13.850	61	A DAVIES	7	
63	D PASSELL	34	63	M KNIGHTON	206	63	* A STAMPER	14.300	63	M JUBB	6	
63	A DAVIES	34	64	J CHELL	202	64	* M HOLLAND	14.375	63	A STAMPER	6	
65	T MEASHAM	33	65	D PASSELL	191	65	* N CHATTLE	14.488	63	C BULLOCK	6	
66	G LAMBERT	32	66	S DUNN	183	66	* J LITHERLAND	14.550	63	K PAYNE	6	
66	P FOXLEY	32	67	P FOXLEY	172	67	* B BRUCE	14.563	63	J TETLEY	6	(2)
68	J CHELL	30	68	G LAMBERT	168	68	* S SMITH	14.738	63	T BALDOCK	6	
68	L BLACKER	30	69	M STURGESS	163	69	* C BULLOCK	15.138	63	R LAWSON	6	
70	M STURGESS	29	69	L BLACKER	163	70	* D OLIVER	15.688	70	C SCHOFIELD	5	(2)
71	R HITCHCOCK	27	71	S SUMNER	157	71	* S DUNN	15.963	70	AJ McPEAKE	5	(2)
71	R CHADWICK	27	72	B BRUCE	148	72	* G LAMBERT	16.175	70	I HOLLAND	5	
73	S SUMNER	26	73	R CHADWICK	146	73	* S SUMNER	16.425	70	M TANSLEY	5	
74	B BRUCE	25	74	J TETLEY	143	74	M MARTINEZ	16.763	70	D OLIVER	5	
75	C STANNARD	24	75	K PAYNE	140	75	* J CHELL	17.138	70	D GREEN	5	
76	I HOLLAND	23	76	R HITCHCOCK	138	76	* C STANNARD	17.325	70	J CHELL	5	
76	J HITCHCOCK	23	77	M HOLLAND	129	77	* R HITCHCOCK	18.063	70	R JAMES	5	
76	C SCHOFIELD	23	78	J HITCHCOCK	127	78	* C SCHOFIELD	18.113	70	S SMITH	5	
76	D GREEN	23	79	C SCHOFIELD	124	79	* D WALKER	18.163	70	R LITHERLAND	5	
76	M HOLLAND	23	80	I HOLLAND	120	80	* P BARBER	18.938	70	C COOPER	5	
76	K PAYNE	23	80	D GREEN	120	81	* J HITCHCOCK	21.388	81	S REVITT	4	(2)
82	J TETLEY	21	82	N CHATTLE	119	82	* R CHADWICK	22.013	81	R HITCHCOCK	4	
83	N CHATTLE	20	83	S LANDER	118	83	* I HOLLAND	22.288	81	M KNIGHTON	4	
84	M JUBB	19	83	C STANNARD	118	N/A	T BALDOCK	2.583	81	M STURGESS	4	
84	R LITHERLAND	19	85	T HAGUES	111	N/A	S REVITT	3.792	81	M BLOOD	4	
86	C CARRINGTON	18	86	R JAMES	105	N/A	S LANDER	4.485	81	S GRAY	4	
86	T HAGUES	18	87	C CARRINGTON	100	N/A	AJ McPEAKE	6.659	87	S PATCHING	3	
88	N MAFFIN	17	88	M JUBB	99	N/A	A HUGHES	6.792	87	C NORRIS	3	
88	S LANDER	17	89	C BRADFORD	97	N/A	R LITHERLAND	6.882	87	J HENRY	3	
88	P MELLOR	17	90	A THOMPSON	95	N/A	S WHITE	8.000	87	C CARRINGTON	3	
88	C BRADFORD	17	91	P MELLOR	93	N/A	C SLATER	9.250	87	A HUGHES	3	
92	P COCKBILL	16	92	N MAFFIN	82	N/A	C COOPER	10.188	87	M HOLLAND	3	
93	R JAMES	15	93	P COCKBILL	81	N/A	S SIDDANS	10.417	87	C STANNARD	3	
93	A THOMPSON	15	94	D LEVERTON	75	N/A	J KELLY	10.500	94	H VD HEUVEL	2	(2)
95	M TANSLEY	14	95	M TANSLEY	73	N/A	J HENRY	11.000	94	J KELLY	2	
96	J KELLY	13	96	YAN SHEN	68	N/A	F HOLMES	11.194	94	C SLATER	2	(2)
96	D LEVERTON	13	97	J KELLY	67	N/A	M BLOOD	11.639	94	YAN SHEN	2	
98	S REVITT	12	97	R LITHERLAND	67	N/A	C ATKINSON	12.125	94	I HALL	2	
98	P PURKIS	12	99	S REVITT	63	N/A	J MELLOR	12.650	94	S SUMNER	2	
98	M WATTS	12	100	M WATTS	61	N/A	A DOBBINS	12.925	94	B BRUCE	2	



Parc Ferme readied for the Finals and the start of the 'C' Final



ADULT STATISTICS 1992-2022 - AFTER 632 CLUB NIGHTS

Sheet 3 of 4 (Note: Highlighted Names are Current 2022 Members, CS = Best Consecutive Results)

MEETINGS ATTENDED		RACES COMPLETED		DRIVER RANKING			FINALS WON					
Pos	ADULT	No	Pos	ADULT	No	Pos	ADULT	SCORE	Pos	ADULT	No	CS
98	T STACEY	12	101	J McDONALD	60	N/A	P WRIGHT	13.250	94	C BRADFORD	2	
102	AJ McPEAKE	11	102	M BLOOD	58	N/A	T STACEY	13.271	94	M MARTINEZ	2	
102	YAN SHEN	11	102	W BLURTON	58	N/A	P ZIMMERMAN	13.500	103	R GILLARD	1	
104	R GILLARD	10	102	F HOLMES	58	N/A	M TANSLEY	13.500	103	D ROYTHORNE	1	
104	A DOBBINS	10	105	I HALL	57	N/A	L COPLEY	13.500	103	P COCKBILL	1	
104	I HALL	10	105	T STACEY	57	N/A	N WRIGHT	13.556	103	J JOHNSON	1	
104	J McDONALD	10	107	T CASH	54	N/A	C WILKINSON	14.083	103	G SCHULE	1	
108	N WRIGHT	9	108	N WRIGHT	52	N/A	C CARRINGTON	14.111	103	M WATTS	1	
108	M BLOOD	9	109	AJ McPEAKE	50	N/A	K JEFFRIES	14.688	103	B GEBAUERS	1	
108	T BALDOCK	9	109	T BALDOCK	50	N/A	Da BUCKLEY	14.844	103	G CLARK	1	
108	T CASH	9	111	R GILLARD	49	N/A	S ALLDREAD	14.917	103	L COPLEY	1	
108	F HOLMES	9	111	A DOBBINS	49	N/A	B COOK	15.000	103	A DOBBINS	1	
113	C NORRIS	8	111	D KENNING	49	N/A	J FLETCHER	15.125	103	C WILKINSON	1	
113	Da BUCKLEY	8	114	P PURKIS	47	N/A	W BLURTON	15.438	103	R HILL	1	
113	W BLURTON	8	115	A LEE	46	N/A	R HEATON	15.500	103	N CHATTLE	1	
113	D KENNING	8	115	Z MIDDLETON	46	N/A	R GILLARD	15.575	103	C ATKINSON	1	
113	C COOPER	8	117	Da BUCKLEY	43	N/A	R JAMES	15.617	103	A THOMPSON	1	
118	S PATCHING	7	118	A HUGHES	42	N/A	G CLARK	15.750	103	A LEE	1	
118	G CLARK	7	119	P WRIGHT	40	N/A	L HENDERSON	15.750	103	D LLOYD	1	
118	J HENRY	7	120	G CLARK	39	N/A	A LEE	15.833	103	Z MIDDLETON	1	
118	R HILL	7	121	S PATCHING	38	N/A	D LEVERTON	15.846	103	T STACEY	1	
118	L ELMORE	7	121	C NORRIS	38	N/A	R SPENCER	15.850	103	F HOLMES	1	
123	D HARROP	6	123	J HENRY	37	N/A	YUAN ZHI	15.875	103	J McDONALD	1	
123	D HART	6	124	C WILKINSON	35	N/A	R HILL	16.071				
123	P WRIGHT	6	124	YUAN ZHI	35	N/A	P COCKBILL	16.156				
123	C WILKINSON	6	124	L ELMORE	35	N/A	D LLOYD	16.167				
123	A HUGHES	6	127	D BUCKLEY	33	N/A	S PATCHING	16.179				
123	Ch HOLLAND	6	128	R HILL	32	N/A	Z MIDDLETON	16.250				
123	D BUCKLEY	6	129	D HART	30	N/A	J McDONALD	16.375				
123	YUAN ZHI	6	129	D HARROP	30	N/A	D KENNING	16.469				
123	A LEE	6	129	Ch HOLLAND	30	N/A	M WATTS	16.625				
123	Z MIDDLETON	6	132	St BOWMAN	29	N/A	C NORRIS	16.714				
133	R SPENCER	5	132	C BLURTON	29	N/A	T CASH	16.889				
133	J MELLOR	5	132	C COOPER	29	N/A	G HADDON	17.000				
133	C BLURTON	5	135	R SPENCER	28	N/A	D HARROP	17.500				
136	B GEBAUERS	4	136	C ATKINSON	27	N/A	St BOWMAN	17.500				
136	C ROBINSON	4	137	K JEFFRIES	26	N/A	YAN SHEN	17.636				
136	S HENDRY	4	138	L COPLEY	25	N/A	I HALL	17.650				
136	C ATKINSON	4	138	D LLOYD	25	N/A	L ZHOU	17.750				
136	K JEFFRIES	4	140	S SIDONS	23	N/A	C ROBINSON	18.000				
136	W PARKIN	4	141	B GEBAUERS	21	N/A	N MAFFIN	18.103				
136	St BOWMAN	4	142	C ROBINSON	20	N/A	D HART	18.208				
143	H VD HEUVEL	3	142	S HENDRY	20	N/A	T HAGUES	18.236				
143	J JOHNSON	3	144	W PARKIN	17	N/A	C BRADFORD	18.279				
143	S ALLDREAD	3	145	J JOHNSON	16	N/A	D BUCKLEY	18.333				
143	L COPLEY	3	145	J MELLOR	16	N/A	J ASHCROFT	18.375				
143	S SIDONS	3	147	S ALLDREAD	15	N/A	B FAHRNER	18.750				
143	D LLOYD	3	147	S BENNETT	15	N/A	Ch Holland	18.792				
143	S BENNETT	3	149	H VD HEUVEL	14	N/A	C BLURTON	18.800				
150	D ROYTHORNE	2	149	P ZIMMERMANN	14	N/A	B GEBAUERS	18.875				
150	J ASHCROFT	2	149	L HENDERSON	14	N/A	S HENDRY	19.188				
150	A CARTER	2	152	D ROYTHORNE	11	N/A	D ROYTHORNE	19.375				
150	B FAHRNER	2	153	J ASHCROFT	10	N/A	M JUBB	19.408				
150	L ZHOU	2	153	A CARTER	10	N/A	S BENNETT	19.417				
150	B COOK	2	153	B FAHRNER	10	N/A	J JOHNSON	19.500				
150	J FLETCHER	2	153	B COOK	10	N/A	A THOMPSON	19.500				
157	S WHITE	1	153	J FLETCHER	10	N/A	A HARTLEY	19.750				
157	P DUNNE	1	158	L ZHOU	9	N/A	W PARKIN	19.813				
157	A HARTLEY	1	159	C SLATER	7	N/A	T MAKUNI	20.000				
157	C SLATER	1	160	T MAKUNI	6	N/A	P DUNNE	20.750				
157	P ZIMMERMANN	1	161	S WHITE	5	N/A	P MELLOR	20.882				
157	L HENDERSON	1	161	R HEATON	5	N/A	A CARTER	21.625				
157	G HADDON	1	161	A HARTLEY	5	N/A	L ELMORE	21.786				
157	T MAKUNI	1	161	G HADDON	5	N/A	P PURKIS	22.667				
157	R HEATON	1	165	P DUNNE	4	N/A	H VD HEUVEL	22.917				



'C' Final winner Phil is first way at the start of the 'B' Final, but it would be Adam who took the win from Reuben, Geoff and Phil

ADULT DHORC STATISTICS 1992-2022, AFTER 632 ROUNDS

Sheet 4 of 4 (Note: Highlighted Names are Current 2022 Members, CS = Best Consecutive Results)

POLES				IQR's				WINS				FASTEST LAPS				BEST RACE LAPS				CHAMPIONSHIPS	
Pos	ADULT	No	CS	Pos	ADULT	No	CS	Pos	ADULT	No	CS	Pos	ADULT	No	CS	Pos	ADULT	No	CS	YEAR	ADULT
1	L PATEMAN	114	(7)	1	L PATEMAN	470	(19)	1	L PATEMAN	109	(4)	1	L PATEMAN	269	(14)	1	L PATEMAN	175	(6)	1992	N SISMEY
2	M CHADWICK	101	(8)	2	N SISMEY	398	(5)	2	N SISMEY	84	(4)	2	N SISMEY	50	(4)	2	N SISMEY	89	(5)	1993	J TAGUE
3	N SISMEY	85	(3)	3	S GOODLIP	317	(5)	3	M CHADWICK	83	(7)	3	J TAGUE	48	(5)	3	M CHADWICK	86	(3)	1994	J TAGUE
4	S GOODLIP	84	(7)	4	M CHADWICK	304	(10)	4	S GOODLIP	79	(5)	3	S GOODLIP	48	(5)	4	S GOODLIP	62	(3)	1995	J TAGUE (3)
5	J SISMEY	50	(4)	5	J SISMEY	210	(8)	5	J SISMEY	59	(3)	5	A SMITH	43	(6)	5	A SMITH	46	(3)	1996	M CHADWICK
6	W LANDER	42	(11)	6	W LANDER	183	(16)	6	W LANDER	41	(9)	6	J SISMEY	38	(4)	6	J SISMEY	39	(3)	1997	M CHADWICK
7	A SMITH	38	(4)	7	A SMITH	129	(4)	7	A SMITH	33	(3)	7	W LANDER	28	(5)	7	W LANDER	37	(11)	1998	N SISMEY
8	J TAGUE	26	(4)	8	J TAGUE	126	(5)	8	J TAGUE	28	(4)	8	M CHADWICK	22	(2)	8	J TAGUE	28	(3)	1999	N SISMEY
9	P REES	17	(2)	9	A McPEAKE	101	(4)	8	P REES	28	(2)	9	A McPEAKE	13	(2)	9	P REES	22	(2)	2000	M CHADWICK
10	A McPEAKE	16		9	P REES	101	(3)	10	A McPEAKE	16	(2)	10	P REES	12	(3)	10	A McPEAKE	13		2001	M CHADWICK
11	J LYMER	14		11	J NEALE	45	(6)	11	J LYMER	13	(2)	11	J NEALE	8	(2)	11	L SMITH	10	(2)	2002	S GOODLIP
12	J NEALE	9	(3)	12	L SMITH	37	(3)	12	J NEALE	9	(2)	12	L SMITH	7		12	J NEALE	6		2003	L PATEMAN
13	L SMITH	6		13	J LYMER	36	(3)	13	S ANAND	5		13	C ROYTHORNE	6		12	M ALLSOPP	6		2004	L PATEMAN
14	T BALDOCK	5	(2)	14	S ANAND	25	(2)	13	M ALLSOPP	5		14	T BALDOCK	4		12	D GARBETT	6		2005	M CHADWICK (5)
14	D GARBETT	5		14	D GARBETT	25	(3)	13	T BALDOCK	5		14	T CHADWICK	4		15	J LYMER	5		2006	W LANDER
16	S ANAND	3		16	M ALLSOPP	21	(2)	16	C ROYTHORNE	4		14	A BULLOCK	4		16	T CHADWICK	4		2007	W LANDER
16	S REVITT	3	(2)	17	T BALDOCK	19	(8)	16	L SMITH	4	(2)	17	D BRENTNALL	3		16	T BALDOCK	4	(2)	2008	W LANDER (3)
16	P LEVERS	3		18	G PEACH	17	(3)	16	D GARBETT	4		17	G PEACH	3		18	S ANAND	3		2009	J SISMEY
16	J LAMB	3		19	C ROYTHORNE	12	(2)	19	S LANDER	3		17	D GARBETT	3		19	S REVITT	2	(2)	2010	L PATEMAN
20	S LANDER	2		19	S LANDER	12	(2)	19	G PEACH	3		17	J LYMER	3		19	D BRENTNALL	2		2011	L PATEMAN
20	D McPEAKE	2		21	D McPEAKE	11		21	S REVITT	2		17	J LAMB	3		19	D McPEAKE	2		2012	L PATEMAN (5)
20	A BULLOCK	2		21	A TURNBULL	11	(2)	21	AJ McPEAKE	2		17	C BOWLES	3	(2)	19	R BLAKE	2		2013	J SISMEY
20	C ROYTHORNE	2		23	S REVITT	10	(5)	21	R SEAMAN	2		23	S REVITT	2		19	K LYE	2		2014	J SISMEY (3)
20	G PEACH	2	(2)	23	T CHADWICK	10		21	D McPEAKE	2		23	A DAVIES	2	(2)	19	P LEVERS	2		2015	N SISMEY (4)
25	T MEASHAM	1		23	A BULLOCK	10	(3)	21	T CHADWICK	2		23	A TURNBULL	2		19	J LAMB	2		2016	S GOODLIP
25	K LYE	1		26	T MEASHAM	9		21	J LAMB	2		26	M ROGERS	1		19	C ROYTHORNE	2		2017	S GOODLIP (4)
25	A DAVIES	1		26	P LEVERS	9		27	K LYE	1		26	I BRENTNALL	1		19	G PEACH	2		2018	S GOODLIP (4)
25	C BOWLES	1		26	J LAMB	9	(3)	27	R HILL	1		26	AJ McPEAKE	1		28	M ROGERS	1		2019	A SMITH
				29	N LAMBERT	7		27	R BLAKE	1		26	D McPEAKE	1		28	S MINNIS	1		2020	NA
				30	T DINGLEY	6		27	P LEVERS	1		26	B JOHNSON	1		28	I BRENTNALL	1		2019	A SMITH (2)
				31	AJ McPEAKE	5	(2)	27	J ROYTHORNE	1		26	S LANDER	1		28	S PANK	1			
				31	R SEAMAN	5	(3)	27	A TURNBULL	1		26	R SEAMAN	1		28	T DINGLEY	1			
				31	J LEVERS	5		27	R LITHERLAND	1		26	G WESTON	1		28	S LANDER	1			
				34	M ROGERS	4						26	T MEASHAM	1		28	G WESTON	1			
				34	S MINNIS	4						26	J LEVERS	1		28	J LEVERS	1			
				34	K LYE	4						26	R BLAKE	1		28	R HILL	1			
				37	D BRENTNALL	3						26	S ANAND	1		28	S SUMNER	1			
				37	R BLAKE	3						26	P LEVERS	1		28	R CROSSLAND	1			
				37	R CROSSLAND	3						26	J ROYTHORNE	1		28	J ROYTHORNE	1			
				40	I BRENTNALL	2						26	K ALCOCK	1		28	A TURNBULL	1			
				40	R MASTERS	2															
				40	C BOWLES	2															
				43	P FOXLEY	1															
				43	S PANK	1															
				43	G WESTON	1															
				43	A FEARN	1															
				43	K PAYNE	1															
				43	J ROYTHORNE	1															
				43	K ALCOCK	1															
				43	A DAVIES	1															
				43	R LITHERLAND	1															
				43	J CHELL	1															

IQR Means Individual Qualifying Rounds I.E. Yellow, Green, Red and Blue Lane on a Normal Club Night

JUNIOR STATISTICS 1992-2022 - AFTER 632 CLUB NIGHTS

Sheet 1 of 4 (Note: Highlighted Names are Current 2022 Members, CS = Best Consecutive Results)

MEETINGS ATTENDED			RACES COMPLETED			DRIVER RANKING			FINALS WON			
Pos	JUNIOR	No	Pos	JUNIOR	No	Pos	JUNIOR	SCORE	Pos	JUNIOR	No	CS
1	A TURNBULL	152	1	R LITHERLAND	917	1	* L SMITH	1.113	1	R LITHERLAND	61	(5)
1	R LITHERLAND	152	2	A TURNBULL	905	2	* A HUGHES	1.175	2	J HENRY	59	(3)
3	T CHADWICK	147	3	L TURNBULL	807	3	* AJ McPEAKE	1.275	3	A HALL	56	
4	L TURNBULL	133	4	T CHADWICK	774	4	* J MELLOR	1.400	3	A TURNBULL	56	(2)
5	F HOLMES	130	5	F HOLMES	769	5	* J HENRY	1.438	5	T CHADWICK	51	
6	G REYES-ENGLAND	128	6	G REYES-ENGLAND	766	6	* A HALL	1.475	6	J SISMEY	47	
7	J HENRY	127	7	J HENRY	658	7	* R LITHERLAND	1.600	7	J MELLOR	36	
8	J SISMEY	120	8	J SISMEY	654	8	* T MEASHAM	1.638	8	L SMITH	33	
9	R REES	103	9	Z ROYTHORNE	602	9	* A TURNBULL	1.663	9	P CONNALLY	32	(2)
10	Z ROYTHORNE	100	10	T MEASHAM	550	10	* T CHADWICK	1.825	9	H SMITH	32	(2)
11	P CONNALLY	95	11	L BROOKS	539	11	* J SISMEY	1.838	11	M MINNIS	31	(2)
12	C BRENTNALL	94	12	B ROYTHORNE	504	12	* M MINNIS	2.000	11	A HUGHES	31	
13	T MEASHAM	93	13	P CONNALLY	500	13	J PATEMAN	2.025	13	AJ McPEAKE	30	(2)
14	B ROYTHORNE	84	14	H SMITH	497	14	* P CONNALLY	2.175	13	C BRENTNALL	30	(2)
15	L BROOKS	83	15	A HALL	490	15	* C BRENTNALL	2.275	13	J PATEMAN	30	
15	H SMITH	83	16	C BRENTNALL	486	16	* C BULLOCK	2.300	13	G REYES-ENGLAND	30	
17	J MELLOR	82	17	J MELLOR	481	17	* C BOWLES	2.313	17	C BOWLES	28	
18	A HALL	80	18	R REES	467	18	* K ASHWORTH	2.613	17	L TURNBULL	28	(2)
19	C BOWLES	78	19	J PATEMAN	428	19	* N GULL	2.763	19	F HOLMES	26	
20	T PANK	74	20	C BOWLES	402	20	* T PANK	2.800	20	B ROYTHORNE	25	(2)
21	J PATEMAN	71	21	C BULLOCK	391	21	* Z ROYTHORNE	3.038	20	Z ROYTHORNE	25	(3)
22	M MINNIS	68	22	K LEVERS	381	22	* K LEVERS	3.125	22	R REES	24	
23	C BULLOCK	66	23	T PANK	378	23	* K ALI	3.188	23	J STEVENSON	23	
23	K LEVERS	66	24	A HUGHES	372	24	L TURNBULL	3.238	23	T MEASHAM	23	(3)
25	AJ McPEAKE	65	24	Ca HOLLAND	372	25	* B ROYTHORNE	3.250	25	L BROOKS	21	(2)
26	A HUGHES	61	26	J MARTINEZ	369	26	* P WALKER	3.325	26	T PANK	20	
26	Ca HOLLAND	61	27	L SMITH	352	27	* H SMITH	3.388	27	K LEVERS	15	
28	J MARTINEZ	59	27	M LITHERLAND	352	28	* L BOWLES	3.625	28	D BARKER	14	
29	L SMITH	55	29	M MINNIS	343	29	* J LISTER	3.700	28	M LITHERLAND	14	
30	J STEVENSON	54	30	AJ McPEAKE	326	30	* T GREEN	3.725	28	J LAWSON	14	(2)
31	M LITHERLAND	53	31	B BROOKS	325	31	* P MARTIN	3.763	31	J MARTINEZ	13	
32	J LAWSON	52	32	D PAUL	308	31	* R COOK	3.763	32	C DAVENPORT	12	
33	D BARKER	51	33	J LAWSON	300	33	* C DAVENPORT	3.775	32	K ALI	12	
33	B BROOKS	51	34	L CHADWICK	277	34	* S SLATER	3.813	32	D PAUL	12	(2)
35	D PAUL	49	35	J STEVENSON	276	35	* K SCHOFIELD	3.888	35	L BOWLES	11	
36	S SCHULE	47	36	D BARKER	266	36	* K COOK	4.050	36	M McNULTY	10	
36	L CHADWICK	47	37	P MARTIN	263	37	* F HOLMES	4.250	36	P MARTIN	10	
38	P WALKER	46	38	S BOWMAN	244	38	* G HADDON	4.500	36	S BOWMAN	10	
39	P MARTIN	45	39	P WALKER	236	39	* E HENRY	4.650	39	G HADDON	9	
40	J LISTER	41	40	S SCHULE	234	40	* G REYES-ENGLAND	4.738	39	T GREEN	9	
40	S BOWMAN	41	40	J LISTER	234	41	A OXSPRING	4.750	39	N GULL	9	
42	J HAGUES	38	42	J HAGUES	221	42	* R REES	4.800	39	M BRADLEY	9	
43	L BOWLES	36	43	L BOWLES	215	43	* M BRADLEY	4.900	43	K SCHOFIELD	8	
44	K ALI	30	44	R COOK	197	44	* J LAWSON	5.000	43	L CHADWICK	8	
45	M McNULTY	29	45	M BRADLEY	194	45	* D BARKER	5.038	43	C BULLOCK	8	
45	J BULLOCK	29	46	D JACKSON	190	46	* J STEVENSON	5.125	43	B BROOKS	8	(2)
45	R COOK	29	47	I BRADLEY	189	47	* R HUGHES	5.275	43	Ca HOLLAND	8	
45	A OXSPRING	29	48	K ALI	185	48	* J ELMORE	5.600	43	H TAYLOR	8	
45	I BRADLEY	29	48	E JACKSON	185	48	* J MARTINEZ	5.600	49	R LEY	7	
45	M BRADLEY	29	50	N BRADFORD	172	50	* M SEO	5.675	49	A CHATTLE	7	

(Driver Ranking = Average Position in Qualifying, Final Position, Fastest Lap & Race Laps Over Last 20 club nights)

JUNIOR STATISTICS 1992-2022 - AFTER 632 CLUB NIGHTS

Sheet 2 of 4 (Note: Highlighted Names are Current 2022 Members, CS = Best Consecutive Results)

MEETINGS ATTENDED			RACES COMPLETED			DRIVER RANKING			FINALS WON			
Pos	JUNIOR	No	Pos	JUNIOR	No	Pos	JUNIOR	SCORE	Pos	JUNIOR	No	CS
45	D JACKSON	29	51	A BRADFORD	169	51	* A CHATTLE	5.863	49	A BRADFORD	7	
52	C DAVENPORT	28	52	M SEO	163	52	* L CHADWICK	6.025	52	S SLATER	6	(2)
52	E HENRY	28	52	K COOK	163	53	* J WATSON	6.063	52	P WALKER	6	(2)
52	E JACKSON	28	52	A OXSPRING	163	54	* M LITHERLAND	6.250	52	G CONNALLY	6	
55	K SCHOFIELD	27	52	S ROYTHORNE	163	55	* M McNULTY	6.288	52	E HENRY	6	
56	N GULL	26	56	N GULL	156	56	* J BULLOCK	6.300	52	R COOK	6	
56	N BRADFORD	26	57	M McNULTY	154	57	* B BROOKS	6.488	52	E JACKSON	6	
58	G HADDON	25	57	J PERRY	154	58	* D PAUL	6.550	52	D JACKSON	6	(2)
58	A BRADFORD	25	59	R HUGHES	151	59	* D JACKSON	7.088	52	T JAMES	6	(2)
58	S ROYTHORNE	25	60	J BULLOCK	150	60	* H TAYLOR	7.513	52	J HAGUES	6	(2)
61	K COOK	24	61	C DAVENPORT	149	61	* S SCHULE	7.825	61	L HAWLEY	5	
61	J PERRY	24	62	K SCHOFIELD	144	62	* S BOWMAN	8.050	61	J BULLOCK	5	
63	A CHATTLE	23	63	E HENRY	143	63	* E STOTT-ZAFIROPOULOS	8.063	61	A HARTLEY	5	(2)
63	L STOTT-ZAFIROPOULOS	23	64	G HADDON	138	64	* S MAFFIN	8.275	61	B CARRINGTON	5	
63	J ELMORE	23	65	A CHATTLE	136	65	* L BROOKS	8.475	61	K ASHWORTH	5	
66	J WATSON	22	66	L STOTT-ZAFIROPOULOS	135	66	* S MARTINEZ	8.600	61	M WARREN	5	
66	R MAFFIN	22	67	H TAYLOR	134	67	* T SHARP	8.663	61	K COOK	5	
66	T GREEN	22	68	K ASHWORTH	132	68	* L STOTT-ZAFIROPOULOS	8.900	61	N BRADFORD	5	
66	R HUGHES	22	68	J ELMORE	132	69	* Ca HOLLAND	8.913	61	I PAUL	5	(2)
66	E STOTT-ZAFIROPOULOS	22	70	T JAMES	131	70	* R MAFFIN	8.988	70	A REES	4	
71	K ASHWORTH	21	71	E STOTT-ZAFIROPOULOS	130	71	* N BRADFORD	9.550	70	J WATSON	4	
71	H TAYLOR	21	72	B RILEY	124	72	* I BRADLEY	9.688	70	T SHARP	4	
71	S MARTINEZ	21	73	T GREEN	119	73	* J HAGUES	9.800	70	M WATTS	4	
74	S SLATER	20	74	S MARTINEZ	117	74	* S ROYTHORNE	10.000	70	J LISTER	4	
74	T SHARP	20	75	J WATSON	113	75	* A BRADFORD	10.775	70	B JEFFRIES	4	
74	S MAFFIN	20	76	R MAFFIN	109	76	T JAMES	10.863	70	E STOTT-ZAFIROPOULOS	4	
74	T JAMES	20	77	S SLATER	108	77	* E JACKSON	12.500	70	L STOTT-ZAFIROPOULOS	4	
78	B RILEY	19	77	B CARRINGTON	108	78	* J PERRY	13.813	70	J ELMORE	4	
79	B CARRINGTON	18	79	T SHARP	103	N/A	L CAPEWELL	2.438	70	S ROYTHORNE	4	
80	R LEY	17	79	J GRATTON	103	N/A	S GILLARD	2.725	80	A PANK	3	
80	G CONNALLY	17	81	S MAFFIN	99	N/A	M WARREN	2.817	80	C CLARK	3	
80	J GRATTON	17	82	M WARREN	98	N/A	A WATHEY	3.545	80	R HUGHES	3	
83	A HARTLEY	15	83	F McCANDLESS	96	N/A	K JACKSON	3.563	80	J PERRY	3	
83	J MOSEDALE	15	84	R LEY	92	N/A	T REES	3.667	80	J BLURTON	3	
83	M WARREN	15	85	G CONNALLY	91	N/A	S TAGUE	3.813	85	C WOODCOCK	2	
86	C KAVANAGH	13	86	A HARTLEY	83	N/A	A FEARN	3.850	85	Mat McNULTY	2	
86	M WATTS	13	87	A WATHEY	72	N/A	N ZIMMERMANN	3.969	85	J MOSEDALE	2	
88	J DOBBINS	12	87	J MOSEDALE	72	N/A	R LEY	4.103	85	D SPENCER	2	
88	F McCANDLESS	12	87	B JEFFRIES	72	N/A	C CLARK	4.179	85	N ZIMMERMANN	2	
90	A PANK	11	90	M WATTS	69	N/A	D SPENCER	4.375	85	A OXSPRING	2	
90	A WATHEY	11	91	I PAUL	68	N/A	N BLACK	4.375	85	L BLAKE	2	
90	N McDONALD	11	92	C KAVANAGH	65	N/A	M BUCKLEY	4.417	85	D JEFFRIES	2	(2)
93	S GILLARD	10	93	D JEFFRIES	62	N/A	M WESTON	4.438	85	J GRATTON	2	
93	A FEARN	10	94	A FEARN	61	N/A	L BLAKE	4.500	85	F McCANDLESS	2	
93	I MATTHEWS	10	94	I MATTHEWS	61	N/A	M YEOMANS	4.563	85	I BRADLEY	2	
96	L HAWLEY	9	96	J DOBBINS	60	N/A	I MATTHEWS	5.075	85	E PAUL	2	(2)
96	D NEALE	9	97	A PANK	58	N/A	J DOBBINS	5.083	85	B RILEY	2	
96	C WOODCOCK	9	98	N McDONALD	57	N/A	N McDONALD	5.114	85	J McDONALD	2	
96	Mat McNULTY	9	99	J BLURTON	56	N/A	A HARTLEY	5.212	99	S GILLARD	1	
96	B JEFFRIES	9	100	Ca BLURTON	55	N/A	B REES	5.350	99	C KAVANAGH	1	

JUNIOR STATISTICS 1992-2022 - AFTER 632 CLUB NIGHTS

Sheet 3 of 4 (Note: Highlighted Names are Current 2022 Members, CS = Best Consecutive Results)

MEETINGS ATTENDED		RACES COMPLETED		DRIVER RANKING			FINALS WON					
Pos	JUNIOR	No	Pos	JUNIOR	No	Pos	JUNIOR	SCORE	Pos	JUNIOR	No	CS
96	D JEFFRIES	9	101	E PAUL	54	N/A	J MOSEDALE	5.462	99	D NEALE	1	
96	I PAUL	9	102	N ZIMMERMANN	51	N/A	M WILLIS	5.750	99	A MILNER	1	
96	E PAUL	9	103	S GILLARD	50	N/A	B CARRINGTON	5.847	99	T REES	1	
104	M SEO	8	103	L HAWLEY	50	N/A	J McDONALD	6.458	99	R MAFFIN	1	
104	TI REES	8	105	S LIVESEY	49	N/A	B JEFFRIES	6.472	99	T ALLDREAD	1	
104	C BARTLETT	8	106	C BARTLETT	48	N/A	L BELL	6.550	99	M HART	1	
104	Ca BLURTON	8	107	Mat McNULTY	47	N/A	D GEBAUERS	6.750	99	S MAFFIN	1	
104	J BLURTON	8	108	C WOODCOCK	46	N/A	D NEALE	7.083	99	D GEBAUERS	1	
109	A MILNER	7	109	D NEALE	44	N/A	L HAWLEY	7.083	99	L BELL	1	
109	A REES	7	110	C CLARK	41	N/A	D JEFFRIES	7.111	99	M SEO	1	
109	C CLARK	7	111	TI REES	40	N/A	Mat McNULTY	7.167	99	A FEARN	1	
109	N ZIMMERMANN	7	112	A REES	38	N/A	C BARTLETT	7.344	99	I MATTHEWS	1	
109	M BUCKLEY	7	112	J McDONALD	38	N/A	J GRATTON	7.426	99	M WILLIS	1	
114	M HART	6	114	A MILNER	36	N/A	M WATTS	7.519	99	B REES	1	
114	S LIVESEY	6	115	B REES	35	N/A	C WOODCOCK	8.056	99	S TAGUE	1	
114	SM BLURTON	6	116	M BUCKLEY	33	N/A	R FREEMAN	8.417	99	L CAPEWELL	1	
114	J McDONALD	6	117	M HART	31	N/A	H MOHAMMED	8.500	99	M BUCKLEY	1	
118	L BELL	5	117	A PARKIN	31	N/A	G CONNALLY	8.588	99	S LIVESEY	1	
118	B REES	5	117	SM BLURTON	31	N/A	B RILEY	8.697	99	L PARKIN	1	
118	L BLAKE	5	120	L PARKIN	30	N/A	A STOTT	8.750	99	A PARKIN	1	
118	A PARKIN	5	121	K JACKSON	29	N/A	A MILNER	8.786	99	R FREEMAN	1	
118	L PARKIN	5	121	M WESTON	29	N/A	M HART	9.417	99	S MARTINEZ	1	
123	D SPENCER	4	121	R FREEMAN	29	N/A	Ca BLURTON	9.594				
123	M YEOMANS	4	124	L BELL	26	N/A	J BLURTON	9.781				
123	M WILLIS	4	124	M YEOMANS	26	N/A	A PANK	10.114				
123	S TAGUE	4	126	S TAGUE	24	N/A	T ALLDREAD	10.167				
123	K JACKSON	4	127	D SPENCER	23	N/A	E GIBBS	10.417				
123	L CAPEWELL	4	128	M WILLIS	20	N/A	F McCANDLESS	10.558				
123	M WESTON	4	128	L CAPEWELL	20	N/A	C KAVANAGH	10.692				
130	T REES	3	130	T REES	16	N/A	TI REES	10.719				
130	D ALLDREAD	3	130	T ALLDREAD	16	N/A	D ALLDREAD	10.750				
130	T ALLDREAD	3	130	D GEBAUERS	16	N/A	A REES	10.786				
130	D GEBAUERS	3	133	D ALLDREAD	15	N/A	SM BLURTON	10.833				
130	E GIBBS	3	133	E GIBBS	15	N/A	A PARKIN	11.300				
130	R FREEMAN	3	135	H MOHAMMED	14	N/A	E PAUL	11.806				
136	N BLACK	2	136	L BLAKE	13	N/A	L PARKIN	12.900				
137	H MOHAMMED	1	137	N BLACK	10	N/A	S LIVESEY	13.083				
137	A STOTT	1	138	A STOTT	5	N/A	I PAUL	13.667				

Outright Track Record Holders After DHORC 632

Adults

Pos	Name	Qualifying	F1	GC	F1	GC	Total
			Fastest Laps	Fastest Laps	Race Laps	Race Laps	
1	L Pateman	27	43	61	27	44	202
2	S Goodlip	19	32	10	28	17	106
3	A Smith	22	12	23	11	22	90
4	N Sismey	15	8	11	15	16	65
5	J Sismey	15	7	8	14	13	57
6	M Chadwick	12			8	9	29
7	W Lander	9	5	3	6		23
8	A McPeake	4	3	5	7		19
8	P Rees	3	3		10	3	19
10	J Tague	4	3	2	3	5	17
11	J Lymer	4	2	1	2	1	10
12	T Baldock	3	1	1	1	2	8
13	L Smith	2	1	3			6
14	D Garbett	1		1	2	1	5
14	C Roythorne		2	2		1	5
16	A Turnbull		2		2		4
17	J Neale				2	1	3
17	S Anand	1			1	1	3
17	T Chadwick		1		2		3
17	J Lamb	1		1	1		3
21	M Allsopp				2		2
21	S Lander			1	1		2
21	C Bowles	1	1				2
24	G Peach		1				1
24	D McPeake		1				1
24	J Roythorne				1		1
24	S Pank				1		1
Total		134	118	124	131	130	687

Note: Some Record Can Be Held By More Than One Member - Highlighted Names 2022 Members

Outright Track Record Holders After DHORC 632

Juniors

Pos	Name	Qualifying	F1	GC	F1	GC	Total
			Fastest Laps	Fastest Laps	Race Laps	Race Laps	
1	A Turnbull	31	22	16	34	17	120
2	R Litherland	24	21	26	14	28	113
3	J Sismey	15	15	12	11	17	70
4	A Hall	12	9	7	13	12	53
5	T Chadwick	7	6	10	7	19	49
6	AJ McPeake	10	9	4	9	4	36
7	T Measham	6	4	1	13	3	27
7	J Henry	2	9	5	9	2	27
9	J Mellor	10	4	4	2	4	24
10	M Minnis	6	2	4	2	5	19
11	Z Roythorne	2	2	6		8	18
12	J Pateman	4	4	5	1	3	17
12	H Smith	4	3	4	3	3	17
14	B Roythorne	1	1	6		2	10
15	F Holmes	1	3	2	3		9
15	C Brentnall		2	3		4	9
17	A Hughes	2	1	5			8
17	L Smith		4		4		8
17	J Lawson	3	1	2	1	1	8
20	T Pank		1	3	2		6
20	C Bowles	2	1		1	2	6
22	P Connally		1	3			4
22	R Rees	1	1	1		1	4
22	K Ashworth	1	1	1		1	4
22	L Turnbull	1	1		2		4
26	L Bowles	1	1			1	3
26	K Levers		1		1	1	3
28	P Martin		1		1		2
28	N Gull		1		1		2
30	Ca Holland			1			1
30	E Henry		1				1
30	C Clark					1	1
30	K Ali				1		1
30	B Brooks				1		1
30	J Elmore		1				1
30	S Roythorne			1			1
30	A Hartley			1			1
Total		146	134	133	136	139	688

Note: Some Record Can Be Held By More Than One Member - **Highlighted Names 2022 Members**

DHORC Statistics 2022									
Pole's		Adult			Junior			Pole's	
Records		Name	Total	2022	Name	Total	2022	Records	
All Time		L Pateman	114	2	J Lawson	7	2	All Time	
L Pateman	114	N Sismey	85					R Litherland	61
Season		S Goodlip	84					Season	
S Goodlip	17	P Rees	17					L Smith	21
		D Garbett	5						
		J Lamb	3						
		G Peach	2						
Race Wins		Adult			Junior			Race Wins	
Records		Name	Total	2022	Name	Total	2022	Records	
All Time		L Pateman	109	1	J Lawson	5	2	All Time	
L Pateman	109	N Sismey	84					A Hall	49
Season		S Goodlip	79					Season	
W Lander	16	P Rees	28	1				L Smith	20
		D Garbett	4					A Hall	20
		G Peach	3						
		J Lamb	2						
		A Turnbull	1						
		R Litherland	1						
Fast Laps		Adult			Junior			Fast Laps	
Records		Name	Total	2022	Name	Total	2022	Records	
All Time		L Pateman	269	1	J Lawson	5	2	All Time	
L Pateman	269	N Sismey	50					J Sismey	59
Season		S Goodlip	48	1				Season	
L Pateman	19	P Rees	12					L Smith	21
A Smith	19	G Peach	3						
		D Garbett	3						
		J Lamb	2						
		A Turnbull	2						
Race Laps		Adult			Junior			Race Laps	
Records		Name	Total	2022	Name	Total	2022	Records	
All Time		L Pateman	175	1	J Lawson	5	2	All Time	
L Pateman	175	N Sismey	89					R Litherland	63
Season		S Goodlip	62					Season	
W Lander	16	P Rees	22	1				A Hall	22
		D Garbett	6						
		J Lamb	2						
		G Peach	2						
		A Turnbull	1						

Current Members Best Ever Position Records after DHORC 632

Qualifying				Final Position				Fastest Laps				Race Laps								
Pos	Adult	DHORC	Gap	Pos	Adult	DHORC	Gap	Pos	Adult	DHORC	Gap	Pos	Adult	DHORC	Gap	Pos	Adult	DHORC	Gap	
			Date				Date				Date				Date				Date	
1	L Pateman	632	0	1	L Pateman	632	0	1	L Pateman	632	0	1	L Pateman	632	0	1	L Pateman	632	0	11-Jan-22
1	P Rees	629	3	1	P Rees	631	1	1	S Goodlip	631	1	1	P Rees	631	1	1	P Rees	631	1	11-Jan-22
1	D Garbett	625	7	1	R Litherland	624	8	1	A Turnbull	625	7	1	A Turnbull	621	11	1	S Goodlip	621	11	07-Sep-21
1	S Goodlip	622	10	1	S Goodlip	622	10	1	J Lamb	616	16	1	J Lamb	613	19	1	N Sismey	613	19	07-Jan-20
1	J Lamb	616	16	1	N Sismey	613	19	1	D Garbett	582	50	1	D Garbett	611	21	1	D Garbett	611	21	29-Oct-19
1	N Sismey	613	19	1	D Garbett	611	21	1	G Peach	565	67	1	G Peach	598	34	1	A Turnbull	598	34	07-May-19
1	G Peach	565	67	1	A Turnbull	598	34	1	N Sismey	511	121	1	N Sismey	565	67	1	G Peach	565	67	24-Feb-18
2	R Litherland	624	8	1	J Lamb	538	94	1	P Rees	497	135	1	P Rees	538	94	1	J Lamb	538	94	25-Feb-17
2	A Turnbull	590	42	1	G Peach	537	95	2	R Litherland	624	8	2	R Litherland	624	8	2	R Litherland	624	8	28-Sep-21
5	S Gray	627	5	3	D Turnbull	527	105	4	D Turnbull	564	68	4	D Turnbull	564	68	5	C Cooper	627	5	09-Nov-21
5	D Turnbull	539	93	5	S Gray	627	5	5	L Blacker	621	11	5	L Blacker	621	11	5	L Blacker	621	11	07-Sep-21
7	R Lawson	629	3	6	R Lawson	530	102	7	C Cooper	628	4	7	C Cooper	596	36	5	D Turnbull	596	36	09-Apr-19
8	C Cooper	628	4	8	L Blacker	631	1	7	S Gray	589	33	7	S Gray	530	102	6	R Lawson	530	102	18-Oct-16
9	L Blacker	602	30	8	C Cooper	630	2	8	R Lawson	530	102	8	R Lawson	627	5	7	S Gray	627	5	09-Nov-21
Pos	Junior	DHORC	Gap	Pos	Junior	DHORC	Gap	Pos	Junior	DHORC	Gap	Pos	Junior	DHORC	Gap	Pos	Junior	DHORC	Gap	Date
1	J Lawson	632	0	1	J Lawson	632	0	1	J Lawson	632	0	1	J Lawson	632	0	1	J Lawson	632	0	11-Jan-22

Distance Covered In DHORC Club Championship 2022							
Pos	Competitor	Class	Laps	Feet	Feet / Race	Miles	Races
1	P Rees	A	197.5	15,668	2,238	3.0	7
2	A Turnbull	A	197.4	15,660	2,237	3.0	7
3	N Sismey	A	188.0	14,915	2,131	2.8	7
4	L Pateman	A	183.9	14,589	2,432	2.8	6
5	D Garbett	A	178.6	14,169	2,024	2.7	7
6	S Goodlip	A	168.2	13,344	2,224	2.5	6
7	S Gray	A	163.2	12,947	1,850	2.5	7
8	J Lamb	A	160.4	12,725	1,818	2.4	7
9	R Litherland	A	155.1	12,305	2,051	2.3	6
10	L Blacker	A	152.9	12,130	1,733	2.3	7
11	G Peach	A	149.2	11,836	1,973	2.2	6
12	C Cooper	A	148.7	11,797	1,685	2.2	7
13	D Turnbull	A	141.2	11,202	1,867	2.1	6
14	R Lawson	A	139.0	11,027	1,838	2.1	6
15	J Lawson	J	128.1	10,163	1,694	1.9	6
Pos	Competitor	Class	2,451.4	194,476.9	1,984	36.8	98

Carrera®

Club Night Reports

18Jan22


Derby HO Racing Club

6pm

dhore

Home of HO Le Mans

Carrera
DIGITAL



QUALIFYING		CONTROLLERS		GROUPS	
A		A		A	
1	N SISMEY	1	D GARRETT	1	
2	L SMITH	2	P REES	2	
3	J LAMB	3	J LAMB	3	
4	A SMITH	4	A SMITH	4	
5	S WHITE	5	G PEACH	5	
6	R BOOTH	6		6	
B		B		B	
1	P REES	1	S WHITE	1	
2	L PATEMAN	2	S GOODLIP	2	
3	S GOODLIP	3	L BLACKER	3	
4	G PEACH	4	R BOOTH	4	
5	R HILL	5	L SMITH	5	
6	L BLACKER	6		6	
C		C		C	
1		1	N SISMEY	1	
2		2	R HILL	2	
3	D GARRETT	3	L PATEMAN	3	
4	D EDWARDS	4	D EDWARDS	4	
5	L EDWARDS	5	L EDWARDS	5	
6	C COOPER	6	C COOPER	6	

We were so pleased to have 16 racers at our very first evening

16 racers kick off DHORC's 1st Digital Carrera Evening

A big thank you to everyone who helped with and attended our very first Digital Carrera evening on Tuesday night. To **John Lamb, Phil Rees, Angus Smith** and **Liam Smith** for helping set up in an incredible 90 minutes from 15:30 hours. To Angus for taking control of Scrutineering, to Darryn, Dean, Phil and Razor to managing the fantastic Smart Race App and to everyone else for getting into the spirit of the evening so that marshalling was covered at all times and there was very little down time between races. To be able to run nine 15-minute races during the evening that equated to three Club Nights plus Qualifying was quite extraordinary. Thanks again to Angus and Razor for helping take down the track the next day. We now believe we can run up to a maximum 24 racers.

We learnt so much on the night of how to improve the evening still further. We have agreed for example that everyone's fastest Lap can also go towards their Qualifying time. Therefore, as you will see for the Round 1 Results, Qualifying there is taken from the 2-minute Qualifying everyone did, which sets the Groups for the night. For Round 2 Qualifying it is the best time from either that original Qualifying or your Round 1 Fastest Lap. For example, **Chris Cooper** set the faster lap in Qualifying rather than he did in Round 1, so his Qualifying time carries forward. I however lapped nearly two seconds quicker Round 1 race so that time becomes my Qualifying time for Round 2. We then checked Round 2's times for the Qualifying times for Round 3 and if any Round 2 times are quicker, they get updated. As Razor set the fastest lap of the Sebring circuit in Round 3, he will start the next evening (Round 4) effectively on Pole. We won't now do anymore Qualifying until we move to the next track, Sakhir in April. However, folk can always improve their Sebring Qualifying time if they do a faster lap in the next few Sebring races. It means we already know the grid for the next evening on 15Feb22, please see Qualifying/Fastest Lap on Page 65.

We also found out that if you're not racing, we need to close the SmartRace Connect App as someone touched the big red button on the App in their pocket and stopped a race three times. Good to find out these little idiosyncrasies as early as possible. Thanks to all for loading the free App on your devices and am sure those who bought the Pit Radio found the benefits invaluable. Also being able to change the brake bias on the App was great. Although you can't do it until you are racing so I asked another kind soul to do it for me and I returned the favour when someone else was racing. SmartRace ran faultlessly all night.

It was great to see the new to Digital racers kept on practicing their pit stops until they got them right. And it does take some practice (I have needed plenty) and some "miss pit lanes" together with some "unable to refuel stops" sending you round a lap (that is not counted), as you pressed the wrong button, is all experience. Digital is totally different from HO and it was great seeing so many embracing it last night.

The following three reports are short and brief for now as I get myself up to speed with the Digital stats. We have been doing the HO stats and reports for 30 years now and a lot will be read across once I have it sorted.

Again, thank you all for your superb support on Tuesday, and congratulations to **Dean Garbett** for taking all three wins! Who will take the ball off him in February?





Geoff Peach, Angus Smith, John Lamb, Phil Rees and three times winner Dean Garbett

Race Report



Round 01

Sebring



Carrera
DIGITAL 132

18th January 2022



Angus did a great job scrutineering all of the cars

Garbett takes inaugural Carrera Digital win

Dean Garbett made DHORC history by becoming the first racer to win a DHORC Carrera Digital Club Night on Tuesday from the first ever Pole Position. Qualifying took two minutes with three cars on the track at a time. Dean was the only one to go under 10 seconds, which was very good considering the track was very dirty and there was no practice.

He then headed home John Lamb and Angus Smith, who set the Fastest Race Lap of the night to date in the race, together with 13 other racers who got their first taste of DHORC Carrera Digital 15-minute GT racing. Lewis Blacker won Group B taking 4th, Nick Sismey Group C to take 7th.



dhorc Sebring Carrera Digital Race 1 - 18Jan22																				
Qualifying				Final Position				Fastest Lap				Final Points				Group Points				
Pos	Competitor	Time	MPH	Pos	Grp	Pts	Competitor	Laps	Pts	Pos	Competitor	Time	MPH	Pts	Pos	Competitor	Pts	Pos	Competitor	Pts
1	D Garbett	9.914	8.333	1	A1	6	D Garbett	78.7	40	1	A Smith	9.769	8.457	5	1	D Garbett	44	1	D Garbett	6
2	P Rees	10.163	8.129	2	A2	5	J Lamb	74.8	33	2	D Garbett	9.820	8.413	4	2	J Lamb	36	1	L Blacker	6
3	J Lamb	10.165	8.127	3	A3	4	A Smith	73.5	29	3	J Lamb	9.896	8.348	3	3	A Smith	34	1	N Sismey	6
3	A Smith	10.165	8.127	4	B1	6	L Blacker	70.3	26	4	P Rees	10.029	8.237	2	4	L Blacker	26	4	J Lamb	5
5	G Peach	10.385	7.955	5	A4	3	P Rees	70.0	24	5	G Peach	10.519	7.854	1	4	P Rees	26	4	S White	5
6	S White	10.717	7.709	6	B2	5	S White	69.6	22	6	S White	10.763	7.676	6	6	S White	22	4	D Edwards	5
7	C Cooper	10.761	7.677	7	C1	6	N Sismey	69.0	21	7	L Blacker	10.786	7.659	7	7	N Sismey	21	7	A Smith	4
8	D Edwards	11.020	7.497	8	A5	2	G Peach	67.2	20	8	N Sismey	10.967	7.533	7	7	G Peach	21	7	S Goodlip	4
9	S Goodlip	11.131	7.422	8	C2	5	D Edwards	67.2	19	9	C Cooper	10.968	7.532	9	9	D Edwards	19	7	L Edwards	4
10	L Blacker	11.194	7.380	10	B3	4	S Goodlip	65.5	18	10	S Goodlip	11.088	7.451	10	10	S Goodlip	18	10	P Rees	3
11	L Edwards	11.764	7.023	11	B4	3	R Booth	62.6	17	11	R Booth	11.120	7.429	11	11	R Booth	17	10	R Booth	3
12	R Booth	12.101	6.827	12	C3	4	L Edwards	62.4	16	12	L Pateman	11.211	7.369	12	12	L Edwards	16	10	R Hill	3
13	L Smith	12.193	6.775	13	C4	3	R Hill	62.3	15	13	D Edwards	11.308	7.306	13	13	R Hill	15	13	G Peach	2
14	N Sismey	12.206	6.768	14	C5	2	L Pateman	62.3	14	14	R Hill	11.425	7.231	14	14	L Pateman	14	13	L Pateman	2
15	R Hill	12.291	6.721	15	B5	2	C Cooper	61.6	13	15	L Smith	11.718	7.050	15	15	C Cooper	13	13	C Cooper	2
16	L Pateman	12.470	6.625	16	B6	1	L Smith	55.4	12	16	L Edwards	11.943	6.917	16	16	L Smith	12	16	L Smith	1



Cars in pits ready for 2-minute Qualifying, three cars at a time



Richard Booth, Liam Smith and Geoff marshalling

Race Report



Round 02

Sebring



Carrera
DIGITAL 132

18th January 2022



Dave Edwards is back, as is the Pikachu hat!

Garbett makes it back to back wins

Dean Garbett again took top honours in Round 2 becoming the first racer to record 80+ Laps around our Sebring circuit in 15 minutes. From Pole position Angus Smith improved his Round 1 result of third by taking second here with Mr Carrera Digital himself Phil Rees taking an excellent third. Angus again set the fastest lap of the race to take Pole into Round 3, although it was his time in Round 1 that still held the Pole record, not his Round 2 time.

It was Steve White who took home the spoils in Group B this time with 4th overall, Richard Hill Group C with 7th.



dharc Sebring Carrera Digital Race 2 - 18Jan22																				
Qualifying				Final Position				Fastest Lap				Final Points			Group Points					
Pos	Competitor	Time	MPH	Pos	Grp	Pts	Competitor	Laps	Pts	Pos	Competitor	Time	MPH	Pts	Pos	Competitor	Pts	Pos	Competitor	Pts
1	A Smith	9.769	8.457	1	A1	6	D Garbett	80.3	40	1	A Smith	9.772	8.454	5	1	D Garbett	43	1	D Garbett	6
2	D Garbett	9.820	8.413	2	A2	5	A Smith	77.9	33	2	J Lamb	9.782	8.445	4	2	A Smith	38	1	S White	6
3	J Lamb	9.896	8.348	3	A3	4	P Rees	76.5	29	3	D Garbett	9.800	8.430	3	3	P Rees	31	1	R Hill	6
4	P Rees	10.029	8.237	4	B1	6	S White	75.5	26	4	P Rees	10.066	8.207	2	4	J Lamb	28	4	A Smith	5
5	G Peach	10.385	7.955	5	A4	3	J Lamb	74.3	24	5	N Sismey	10.289	8.029	1	5	S White	26	4	L Blacker	5
6	S White	10.717	7.709	6	B2	5	L Blacker	74.2	22	6	S White	10.299	8.021	6	6	L Blacker	22	4	N Sismey	5
7	C Cooper	10.761	7.677	7	C1	6	R Hill	72.6	21	7	G Peach	10.415	7.932	7	7	R Hill	21	7	P Rees	4
8	L Blacker	10.786	7.659	8	A5	2	G Peach	72.0	20	8	L Blacker	10.469	7.891	8	8	G Peach	20	7	R Booth	4
9	N Sismey	10.967	7.533	9	C2	5	N Sismey	71.9	19	9	L Pateman	10.538	7.840	9	9	N Sismey	20	7	C Cooper	4
10	D Edwards	11.020	7.497	10	B3	4	R Booth	67.7	18	10	R Hill	10.622	7.778	10	10	R Booth	18	10	J Lamb	3
11	S Goodlip	11.088	7.451	11	C3	4	C Cooper	66.6	17	11	D Edwards	10.765	7.674	11	11	C Cooper	17	10	L Edwards	3
12	R Booth	11.120	7.429	12	C4	3	L Edwards	65.8	16	12	R Booth	11.108	7.437	12	12	L Edwards	16	10	S Goodlip	3
13	L Pateman	11.211	7.369	13	B4	3	S Goodlip	65.6	15	13	C Cooper	11.144	7.413	13	13	S Goodlip	15	13	G Peach	2
14	R Hill	11.425	7.231	14	B5	2	L Smith	64.9	14	14	S Goodlip	11.222	7.362	14	14	L Smith	14	13	L Smith	2
15	L Smith	11.718	7.050	15	C5	2	D Edwards	63.7	13	15	L Smith	11.267	7.332	15	15	D Edwards	13	13	D Edwards	2
16	L Edwards	11.764	7.023	16	C6	1	L Pateman	44.0	12	16	L Edwards	11.727	7.045	16	16	L Pateman	12	16	L Pateman	1



All 16 cars remained in Parc Ferme between races



The Sebring track ran faultlessly all night

Race Report



Round 03

Sebring



18th

January 2022

Carrera
DIGITAL 132



Welcome back Laura Edwards

Garbett takes home match ball with hattrick of wins

Dean Garbett was unstoppable on Tuesday night taking his third straight win, increasing his Race Laps record to 81.6 Laps. John Lamb took his second runner up spot of the evening and set the fastest ever Lap of Sebring stopping the clock at 9.633 seconds to put him in Pole Position for Round 4 on 15Feb22. Angus Smith matched Dean by finishing on the podium in every race, this time back in third. Steve White and Nick Sismey again won the other two Groups taking 4th and 6th respectively.

It was great to see the top ten racers covered by less than a second on Lap time, with all 16 covered by only two seconds. There is a lot of improvement to come as folk get used to their new cars, which will only close up the field.



dhorec Sebring Carrera Digital Race 3 - 18Jan22																				
Qualifying				Final Position				Fastest Lap				Final Points			Group Points					
Pos	Competitor	Time	MPH	Pos	Grp	Pts	Competitor	Laps	Pts	Pos	Competitor	Time	MPH	Pts	Pos	Competitor	Pts	Pos	Competitor	Pts
1	A Smith	9.769	8.457	1	A1	6	D Garbett	81.6	40	1	J Lamb	9.633	8.576	5	1	D Garbett	44	1	D Garbett	6
2	J Lamb	9.782	8.445	2	A2	5	J Lamb	77.7	33	2	D Garbett	9.736	8.485	4	2	J Lamb	38	2	S White	6
3	D Garbett	9.800	8.430	3	A3	4	A Smith	76.3	29	3	A Smith	9.737	8.484	3	3	A Smith	32	1	N Sismey	6
4	P Rees	10.029	8.237	4	B1	6	S White	76.1	26	4	P Rees	10.034	8.233	2	4	S White	26	4	J Lamb	5
5	N Sismey	10.289	8.029	5	A4	3	G Peach	73.9	24	5	N Sismey	10.200	8.099	1	5	G Peach	24	4	L Blacker	5
6	S White	10.299	8.021	6	C1	6	N Sismey	73.7	22	6	S White	10.204	8.096	6	6	N Sismey	23	4	R Hill	5
7	G Peach	10.385	7.955	7	B2	5	L Blacker	73.3	21	7	L Blacker	10.390	7.951	7	7	L Blacker	21	7	A Smith	4
8	L Blacker	10.469	7.891	8	C2	5	R Hill	71.4	20	8	G Peach	10.432	7.919	8	8	R Hill	20	7	D Edwards	4
9	L Pateman	10.538	7.840	9	C3	4	D Edwards	70.5	19	9	R Hill	10.453	7.903	9	9	D Edwards	19	7	R Booth	4
10	R Hill	10.622	7.778	10	B3	4	R Booth	68.6	18	10	L Pateman	10.473	7.888	10	10	R Booth	18	10	G Peach	3
11	C Cooper	10.761	7.677	11	C4	3	C Cooper	66.4	17	11	D Edwards	10.570	7.816	11	11	C Cooper	17	10	C Cooper	3
12	D Edwards	10.765	7.674	12	B4	3	S Goodlip	66.3	16	12	L Smith	10.759	7.679	12	12	S Goodlip	16	10	S Goodlip	3
13	S Goodlip	11.088	7.451	13	C5	2	L Pateman	65.7	15	13	R Booth	10.973	7.529	13	13	L Pateman	15	13	L Pateman	2
14	R Booth	11.108	7.437	14	B5	2	L Smith	64.2	14	14	C Cooper	10.975	7.527	14	14	L Smith	14	13	L Smith	2
15	L Smith	11.267	7.332	15	C6	1	L Edwards	61.7	13	15	S Goodlip	11.167	7.398	15	15	P Rees	14	13	P Rees	2
16	L Edwards	11.727	7.045	16	A5	2	P Rees	25.8	12	16	L Edwards	11.468	7.204	16	16	L Edwards	13	16	L Edwards	1



The evening went so quick it was a blur at times!

Everyone's
Best Results
At This Circuit



**What are my Best Scores?
Who Have I Beaten?**



Nick Sismey and Chris Cooper



Sebring (USA)

Previous Results



		1st	2nd	3rd
DHORC-CD 01	18-Jan 2022	121'2" D Garbett	J Lamb	A Smith
DHORC-CD 02	18-Jan 2022	121'2" D Garbett	A Smith	P Rees
DHORC-CD 03	18-Jan 2022	121'2" D Garbett	J Lamb	A Smith

Circuit Records

Lap Length 121'2"

Qualifying / Fastest Lap


GT	J Lamb	18Jan22
	9.633 secs	
	8.576 mph	

Race Laps (15 Mins)

GT	D Garbett	18Jan22
	81.6 Laps	

Total Group Points


GT	D Garbett	18Jan22
	18 Points	




R1 30° & 60°
 R2 30°
 R3 30°
 R4 15°

Power Inputs
 Split Timing





Sebring Best Off Chart



Qualifying / Fastest Lap					Race Laps			
Pos	Competitor	Fastest	MPH	Date	Pos	Competitor	Laps	Date
1	J Lamb	9.633	8.576	18-Jan-22	1	D Garbett	81.6	18-Jan-22
2	D Garbett	9.736	8.485	18-Jan-22	2	A Smith	77.9	18-Jan-22
3	A Smith	9.769	8.457	18-Jan-22	3	J Lamb	77.7	18-Jan-22
4	P Rees	10.029	8.237	18-Jan-22	4	P Rees	76.5	18-Jan-22
5	N Sismey	10.200	8.099	18-Jan-22	5	S White	76.1	18-Jan-22
6	S White	10.204	8.096	18-Jan-22	6	L Blacker	74.2	18-Jan-22
7	G Peach	10.385	7.955	18-Jan-22	7	G Peach	73.9	18-Jan-22
8	L Blacker	10.390	7.951	18-Jan-22	8	N Sismey	73.7	18-Jan-22
9	R Hill	10.453	7.903	18-Jan-22	9	R Hill	72.6	18-Jan-22
10	L Pateman	10.473	7.888	18-Jan-22	10	D Edwards	70.5	18-Jan-22
11	D Edwards	10.570	7.816	18-Jan-22	11	R Booth	68.6	18-Jan-22
12	L Smith	10.759	7.679	18-Jan-22	12	C Cooper	66.6	18-Jan-22
13	C Cooper	10.761	7.677	18-Jan-22	13	S Goodlip	66.3	18-Jan-22
14	R Booth	10.973	7.529	18-Jan-22	14	L Edwards	65.8	18-Jan-22
15	S Goodlip	11.088	7.451	18-Jan-22	15	L Pateman	65.7	18-Jan-22
16	L Edwards	11.468	7.204	18-Jan-22	16	L Smith	64.9	18-Jan-22



Geoff did a great job managing the cars round the back of the circuit

Championship Tables



Those All Important
Points!

DHORC Carrera Digital Championship 2022

Pos	Competitor	Sebring	Sebring	Sebring	Total	Best	Diff
		1	2	3	All	65%	
		18-Jan	18-Jan	18-Jan	Scores	Scores	
1	D Garbett	44	43	44	131	131	
2	A Smith	34	38	32	104	104	27
3	J Lamb	36	28	38	102	102	2
4	S White	22	26	26	74	74	28
5	P Rees	26	31	14	71	71	3
6	L Blacker	26	22	21	69	69	2
7	G Peach	21	20	24	65	65	4
8	N Sismey	21	20	23	64	64	1
9	R Hill	15	21	20	56	56	8
10	D Edwards	19	16	19	54	54	2
11	R Booth	17	18	18	53	53	1
12	S Goodlip	18	15	16	49	49	4
13	C Cooper	13	17	17	47	47	2
14	L Edwards	16	16	13	45	45	2
15	L Pateman	14	12	15	41	41	4
16	L Smith	12	14	14	40	40	1



DHORC Carrera Digital Group Challenge 2022						
Pos	Competitor	Sebring	Sebring	Sebring	Results	
		1	2	3	All	Turn Up
		18-Jan	18-Jan	18-Jan	Points	Rate
1	D Garbett	6	6	6	18	100.00%
2	N Sismey	6	5	6	17	100.00%
2	S White	5	6	6	17	100.00%
4	L Blacker	6	5	5	16	100.00%
5	R Hill	3	6	5	14	100.00%
6	J Lamb	5	3	5	13	100.00%
6	A Smith	4	5	4	13	100.00%
8	D Edwards	5	3	4	12	100.00%
9	R Booth	3	4	4	11	100.00%
10	S Goodlip	4	3	3	10	100.00%
11	P Rees	3	4	2	9	100.00%
11	C Cooper	2	4	3	9	100.00%
13	L Edwards	4	3	1	8	100.00%
14	G Peach	2	2	3	7	100.00%
15	L Pateman	2	1	2	5	100.00%
15	L Smith	1	2	2	5	100.00%
Turn Up Rates		100.00%	100.00%	100.00%	AVE	100.00%



Welcome back Richard Hill who was last a DHORC Member in 2010

Next Circuit

Donington Park



Where Do We Race Next?

What Are The Records?

Who Has Been On The Podium?

Circuit History

Donington Park is a motorsport circuit located near Castle Donington in Leicestershire, England. The circuit business is now owned by Jonathan Palmer's MotorSport Vision organisation, and the surrounding Donington Park Estate, still owned by the Wheatcroft family, is currently under lease by MotorSport Vision until 2038.[2] It has a capacity of 120,000.

Originally part of the Donington Hall estate, it was created as a racing circuit during the period between the First and Second World Wars when the German Silver Arrows were battling for the European Championship. Used as a military vehicle storage depot during the Second World War, it fell into disrepair until bought by local construction entrepreneur Tom Wheatcroft. Revived under his ownership in the 1970s, it hosted a single Formula One race in 1993, but became the favoured home of the British round of the MotoGP motorcycling championship.

Leased by Donington Ventures Leisure Ltd in 2007 the hope that Formula One racing could return to the track, the incomplete venture failed to raise sufficient financial backing during the aftermath of the 2008 global financial crisis. DVLL consequently lost the rights to the British rounds of both Formula 1 and MotoGP, and in its bankruptcy returned the track to the Wheatcroft family in December 2009.

Under Wheatcroft's ownership, the venue underwent significant work, with the track restored to use in autumn 2010, before major upgrades in the following five years. At the end of 2010, it was announced that Donington would become home to an annual historic motorsport event, the Donington Historic Festival, with new events constantly being added. Since 2010, significant investment across the venue has seen major improvements made to its infrastructure, while the circuit has become a regular fixture for top class motorcycling in the form of the Superbike World Championship.

In January 2017, the circuit business and a long term lease on the estate was purchased by MotorSport Vision, with the purchase cleared by authorities in August of the same year. Significant investment has seen facilities at the venue brought up to modern standards, with a new restaurant, toilet blocks, large new grandstand and new circuit offices, as well as other detail changes. As well as improving the infrastructure, MSV made additions to the race calendar, with additional major events planned for 2019 which included extra rounds of the British Superbike Championship and British GT.

Rounds 3&4		Donington Park (UK)		Rounds 19&20	
Previous Results					
Adults		1st	2nd	3rd	
DHRC 633 F1	01-Feb 2022	84'6"			
DHRC 634 GC	01-Feb 2022	84'6"			
DHRC 649 F1	19-Jul 2022	84'6"			
DHRC 650 GC	19-Jul 2022	84'6"			
Juniors		1st	2nd	3rd	
DHRC 633 F1	01-Feb 2022	84'6"			
DHRC 634 GC	01-Feb 2022	84'6"			
DHRC 649 F1	19-Jul 2022	84'6"			
DHRC 650 GC	19-Jul 2022	84'6"			
Circuit Records			Lap Length 84'6"		
Qualifying					
F1	TBA				
GC	TBA				
Fastest Laps					
F1	TBA				
GC	TBA				
Race Laps					
F1	TBA				
GC	TBA				
Final Points					
Points	TBA				

DHRC 633 & 634



 Razorlite Lexans HO Facebook Page

Email: razor_lexan@outlook.com

Post & Packaging Costs for up to 10 Bodies & Clips
UK from £4.00 Europe from £6.00 USA from £8.00



LEXAN BODY CATALOGUE





























<p>Legends</p> <p>SWB = 38mm (1.5") between axle centres LWB = 41mm (1.6") between axle centres Mega G = 43mm (1.7") between axle centres</p>	 AC Cobra Concept car Convertible SWB 28mm Clip	 Acura NSX Concept Car 2012 LWB 30mm Clip	 Acura NSX GT3 2017 LWB 30mm Clip	 Alfa Romeo 155 Touring Car LWB 29mm Clip
 Alfa Romeo 4C SWB 30mm Clip	 Alfa Romeo 8C Competizione SWB or LWB 28mm Clip	 Alfa Romeo BTCC LWB 30mm Clip	 Alfa Romeo SZ Mega G/G+ 31mm Clip	 Alfa Romeo TZ3 Corsa SWB 29mm Clip
 Aston Martin DBR 9 Mega G/G+ 30mm Clip	 Aston Martin DBS LWB 28mm Clip	 Aston Martin Vantage GTe LWB 26mm Clip	 Audacious (Hot Wheels) LWB 28mm Clip	 Audi R8 GT Mega G/G+ 31mm Clip

				
Audi R8 GT3 LWB 31mm Clip	Audi R10 Tdi (LMP) LWB 33mm Body Pins (Rec)	Audi S3 BTCC LWB 27mm Clip	Austin Mini Cooper SWB 28mm Clip	Bentley Continental GT3 LWB 30mm Clip
				
BMW 2002tii 1974 LWB 26mm Clip	BMW 3.0 CSL 1973 LWB 27mm Clip	BMW 320i Turbo Grp 5 SWB 27mm Clip	BMW i8 LWB or Mega G/G+ 29mm Clip	BMW 1 Series BTCC LWB 29mm Clip
				
BMW M1 SWB 30mm Clip	BMW M3 GT2 LWB 27mm Clip	BMW M3 GTr 1994 LWB 27mm Clip	BMW Z4 GT3 LWB 27mm Clip	BMW Z8 Convertible LWB 30mm Clip
				
Boneshaker (Hot Wheels) Funny Car LWB 23mm Clip	Bugatti EB110 SWB 32mm Clip	Bugatti Veyron LWB 31mm Clip	Chevrolet Nastruck Pick Up LWB 30mm Clip	Chevron B19 SWB 29mm Clip
				
Chevron B19.L LWB 29mm Clip	Corvette CSR GT SWB 30mmClip	Corvette C7R GT LWB 26mm Clip	Corvette C7R GT 2017 LWB 31mm Clip	Corvette Daytona Prototype SWB 30mm Clip
				
Corvette Stingray 1969 SWB 30mm Clip	Corvette Stingray 2014 LWB 29mm Clip	Corvette Stingray Convertible 1967 Mega G/G+ 31mm Clip	Corvette Stingray Convertible 2014 LWB 29mm Clip	


				
Datsun S30 Fairlady Z 1975 SWB 26mm Clip	Datsun 240Z LWB 27mm Clip	Datsun 240Z SWB 27mm Clip	De Tomaso Pantera GTS LWB 31mm Clip	Dodge Challenger LWB 31mm Clip
				
Dodge Challenger Mega G/G+ 29mm Clip	Dodge Viper 1996 LWB 31mm Clip	Dodge Viper SRT LWB 27mm Clip		
				
Ferrari 250 GT Berlinetta Lusso 1964 SWB 30mm Clip	Ferrari 250 GTO LWB 29mm Clip	Ferrari 308 Gtb LWB 28mm Clip	Ferrari 330 P4 LWB 31mm Clip	Ferrari 333 SP LWB 29mm Clip
				
Ferrari 360 Mega G/G+ 30mm Clip	Ferrari 365 GTb Daytona SWB 28mm Clip	Ferrari 458 Gtb LWB 30mm Clip	Ferrari 488 Gte LWB 29mm Clip	Ferrari 512 LM SWB or LWB 29mm Clip
				
Ferrari 575 Gtc LWB 30mm Clip	Ferrari 599 GTb LWB 30mm Clip	Ferrari 612 Can Am SWB 32mm Clip	Ferrari F40 SWB 29mm Clip	Ferrari F40 (Tyco) SWB 32mm Clip

				
Ferrari LaFerrari LWB 28mm Clip	Ferrari Testarossa SWB 32mm Clip			
				
Ford Boss Mustang Mega G/G+ 30mm Clip	Ford Capri SWB 30mm Clip	Ford Custom Van LWB 30mm Clip	Ford Escort SWB 29mm Clip	Ford Fiesta 2012 LWB 26mm Clip
				
Ford Focus RS BTCC LWB 29mm Clip	Ford Focus RS LWB 29mm Clip	Ford GT 2006 LWB 29mm Clip	Ford GT 2016 LWB Body Pins Only	Ford GT40 SWB 29mm Clip
				
Ford Mustang 2005 LWB 27mm Clip	Ford Mustang Custom 2012 LWB or Mega G/G+ 28mm Clip	Ford Mustang 2013 LWB 31mm Clip	Ford P68 Grp 6 LWB 33mm Clip	Ford Shelby GR-1 Concept car LWB 29mm Clip
				
Ford Thunderbird Nascar LWB or Mega G/G+ 30mm Clip	Funny Car Pink Panther LWB 29mm Clip		Greenwood Corvette 1977 LWB or Mega G/G+ 25mm Clip	
				
Honda Civic BTCC LWB 28mm Clip	Honda Integra LWB 28mm Clip	Honda NSX JGTC LWB 30mm Clip	Honda S 2000 SWB 26mm Clip	

				
Jaguar D Type LWB 30mm Clip	Jaguar XJ 220 LWB or Mega G/G+ 29mm Clip	Jaguar XJ 220 Micro Scalextric LWB 32mm Clip	Jaguar XJR 5 (Grp44) SWB 32mm Clip	Jaguar XJR 9 (Grp C) SWB or LWB 33mm Clip
				
Jaguar XKR GT3 LWB 30mm Clip		Koenigsegg CCX LWB 30mm Clip		
				
Lamborghini Aventador LWB 31mm Clip	Lamborghini Contach SWB 29mm Clip	Lamborghini Huracan GT3 LWB or Mega G/G+ 32mm Clip	Lamborghini Miura Concept LWB 30mm Clip	Lamborghini Miura Jota SWB 28mm Clip
				
Lamborghini Murcielago LWB 31mm Clip	Lamborghini Reventon LWB 30mm Clip	Lancia LC 2 SWB 31mm Clip	Lancia Stratos SWB 28mm Clip	Legend Race Car SWB 24mm Clip
				
LMP 3 Race Car LWB 33mm Body Pins (Rec)	Lotus Elise/Exige LWB 27mm Clip	Lotus Europa LWB 31mm Clip		
				
Marcos LM 600 SWB 30mm Clip	Matchbox Hi Trailer LWB 33mm Clip	Mazda 787b (Grp C) LWB 30mm Clip	Mazda MX5 SWB 28mm Clip	Mazda RX 7 SWB 27mm Clip

				
McLaren F1 Gtr LWB 28mm Clip	McLaren F1 GTr Long Tail LWB 28mm Clip	McLaren Mercedes SLR LWB or Mega G/G+ 31mm Clip	McLaren MP4 12C GT3 LWB 28mm Clip	McLaren P1 LWB 29mm Clip
				
Mercedes CLK GTB LWB 30mm Clip	Mercedes DTM Car LWB 30mm Clip	Mercedes GLK Class SUV LWB 29mm Clip	Mercedes SLS GT3 LWB or Mega G/G+ 31mm Clip	MG 6 GT BTCC LWB 28mm Clip
				
Mini Mini Cooper LWB 27mm Clip	Mitsubishi Lancer EVO Mega G/G+ 29mm Clip	Morris Minor LWB 27mm Clip	Mustang GT 500 1967 SWB 30mm Clip	Mustang Mach 1 SWB 30mm Clip
				
Nissan 300 ZX SWB 31mm Clip	Nissan / Datsun Fairlady 2000 LWB 26mm Clip	Nissan GTr LWB 29mm Clip	Nissan March 86G (GTP) SWB or LWB 31mm Clip	Nissan Nismo GT3 LWB 29mm Clip
				
Nissan R381 SWB 28mm Clip	Nissan R390 GT LWB 32mm Clip	Nissan R89C 1989 LWB 32mm Clip	Nissan Skyline GT-R 1977 LWB 27mm Clip	Nissan Skyline R32 SWB 30mm Clip
				
Nissan Grp C SWB or LWB 32mm Clip				

 Pagini Huayra LWB 29mm Clip	 Pagini Zonda C12 LWB 30mm Clip	 Panoz GTR-1 LWB or Mega G/G+ 28mm Clip	 Panoz LMP-1 1999 LWB 32mm Clip	 Peugeot 905 (Grp C) SWB or LWB 31mm Clip
 Peugeot 908 (LMP) LWB or Mega G/G+ 33mm Body Pins (Rec)	 Plymouth Superbird 1970 LWB or Mega G/G+ 30mm Clip	 Pontiac Firebird 1977 LWB or Mega G/G+ 30mm Clip	 Porsche 908 Tyco SWB 29mm Clip	 Porsche 908/02 Spider 1969 SWB 31mm Clip
 Porsche 910 LWB or Mega G/G+ 32mm Clip	 Porsche 911 GT1 1977 SWB or LWB 26mm Clip	 Porsche 911 GT3 (Wing) SWB 27mm Clip	 Porsche 911 GT3 RS LWB 29mm Clip	 Porsche 911 (991) Turbo RSR GT LWB 28mm Clip
 Porsche 914 SWB 28mm Clip	 Porsche 917 SWB or LWB 31mm Clip	 Porsche 934 turbo RSR SWB 26mm Clip	 Porsche 935 Turbo SWB 28mm Clip	 Porsche 956/962 (Grp C) Tomy SWB 31mm Clip
 Porsche 956/962 (Grp C) Tyco LWB 32mm Clip	 Porsche 959 SWB 29mm Clip	 Porsche Carrera GT LWB or Mega G/G+ 28mm Clip		 Racing Truck SWB 32mm Clip
 Rally Car (Corgi) LWB 27mm Clip	 Renault Clio Cup Car LWB or Mega G/G+ 30mm Clip	 Renault Clio V6 LWB 29mm Clip	 Renault Megane Trophy LWB or Mega G/G+ 30mm Clip	 Renault RS01 GT LWB 28mm Clip

				
Sauber Mercedes C11 (Grp C) SWB or LWB 32mm Clip	Shadow Mk 11a LWB 31mm Clip	Shelby Cobra Daytona Coupe 1964 SWB 31mm Clip	Street Hot Rod Mega G/G+ 22mm Clip	Subaru Imprezza Mega G/G+ 30mm Clip
				
Subaru Levorg BTCC LWB 28mm Clip	Tesla Model S LWB 27mm Clip	Tomy Nascar SWB 32mm Clip	Toyota 88C-V (Grp C) SWB or LWB 32mm Clip	Toyota MR2 LWB 28mm Clip
				
Toyota TS 050 (LMP1) LWB 33mm Body Pins (Rec)	Triumph TR 7 LWB 28mm Clip	Tyco Nascar SWB 32mm Clip		Zakspeed Capri Grp 5 SWB or LWB 30mm Clip
				
AFX to Super G Clip	Lexan Clips various sizes Endbell Tool	Set-up/Run-in Block	Personalised Tech Block	Low Viscosity Oil Pinion Removal Fitting tool

3D Printed Items

All clips are now made from Nylon

Body Clips for Mega G / G+ Chassis	£1.00	Pinion Removal / Refitting Tool	£3.50
Body Clips for Super G+ / Viper / BSRT Chassis	£1.00	Car Set Up Block	£8.50
Body Clips for Tomy Turbo F1 Chassis	£1.00	Personalised Set-up Station	£20.00
Lowered Body Clip for Mega G / G+ Chassis	£1.00	End Bell Tool	£3.50
Lowered Body Clip for Super G Chassis	£1.00	Low Viscosity Oil	£4.50

(For mounting hard plastic bodies)

50p Discount available if Clip Purchased with a Body

Derby HO Racing Club

dhorc



Home of HO Le Mans

Sponsored by

HARDEN CREEK
SLOT CARS

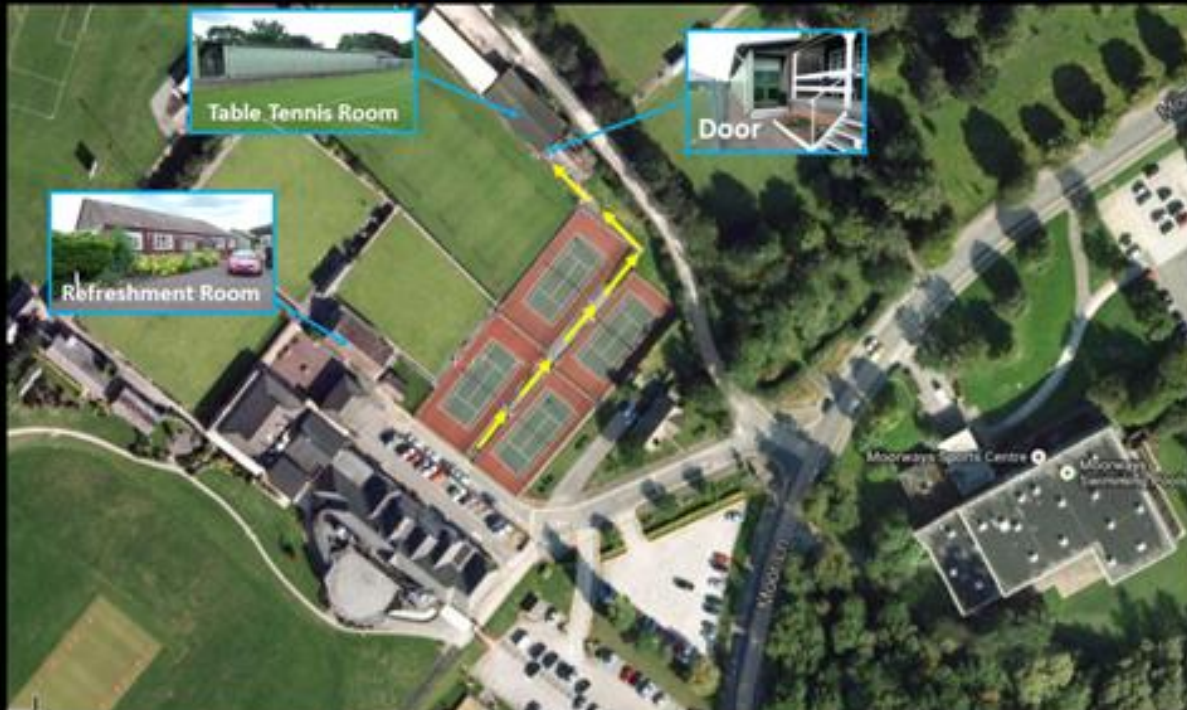
Derby H:O Racing Club
A Record Breaking Club



www.dhorc.co.uk



DHORC's New Club Room



RRLA's Table Tennis Room

Rolls-Royce Leisure Association,
Moor Lane, Allenton, Derby, DE24 9HY

Nick Sismey
07984339192