

Visit dhorc.co.uk or Find us on **facebook**

Derby HO Racing Club 

www.dhorc.co.uk

dhorc



Carrera
DIGITAL

Home of HO Le Mans

Race Evening

019

Rounds 22-25 Brands Hatch-GT 01 Aug 23



DHORC-CD 55

01 A Smith
02 S Goodlip
03 D Garbett

Round 22

DHORC-CD 56

01 A Smith
02 S White
03 S Goodlip

Round 23

SR1 D-CD 57

01 A Smith
02 S Goodlip
03 D Garbett

Round 24

SR2 D-CD 58

01 S Goodlip
02 N Sismey
A Smith

Round 25

This Week: New Sprint Race Evening a great success – 17 PBs recorded

History and Key Facts

HO Club founded on 7 July 1992

- DHORC: Derby HO Racing Club ("HO" Is The Scale = 1/64th)
- Section of Derby Leisure Limited, open to all!
- Home of world famous international Le Mans 24 Hour race.
- Smaller scale version of Scalextric, once set up works all night!
- Four and Eight lane circuits
- Computerised timing
- Statistics for every meeting and every member since July 1992
- Over 20 race meetings each year
- 50+ circuit designs, up to 567 feet in length
- Eight-lane routed DHORCingham oval
- Two car categories – Tyco open wheel (F1)
– Tomy SGP, BSRT, VSR enclosed wheel (GC)



Carrera Digital Club 1st race 18 January 2022

- 1/32nd Carrera Digital GT Cars
- 13 Evenings a year, minimum 3x15-minute races per driver per evening.
- 6 circuits, 2 evenings per circuit + Le Mans
- Full computerised timing and stats through SmartRace App



The Club Nights and Magazine Coverage

HO

- Racing starts between 18:45 and 19:00 hours – Finished by 21:30 hours
- Minimum of four 3-minute qualifying races & up to two Finals (F1 & GC) for each member
- Championship points for all members
- Magazine produced for every single meeting and covering every track statistic

Carrera Digital

- Racing starts between 18:00 and 18:15 hours – Finished by 21:30 hours
- Magazine produced after each evening
- Championship points for all members

- Rules & regulations booklet covering all the DHORC rules produced each year
- Great family atmosphere, a help-all culture

Membership Fees, Car Costs and Prizes

- Adult £30 and junior (under 16) £15 for HO & Carrera, £40/£20 combined
- Only £50 Total expenditure for two cars HO Cars, £65 one Carrera
- All cars and spares can be bought at club
- Adult, Masters (over 56), Junior (16 & under) HO championships





Editorial 019



Sprint Races are go! Thanks to all for making these new races work. We knew there was a keenness to introduce them with the results of the voting following the Test in June. What we didn't know was whether we could fit two normal 15-minute races (6 cars) plus the two 5-minute Sprint Races (4 cars) into an Evening. However all went well with all 22 races finished by 21:55 hours and lights out was at 22:15 hours. The fact that we could take most of the Brands Hatch GP circuit down while we ran the shorter Indy circuit for the Sprint Races helped.

Congratulations to **Angus Smith** for taking both Endurance race wins and the first Sprint Race. The same to Championship leader **Simon Goodlip** for winning SR2.

Congrats also to our other 10 Race Group winners with **Andrew Staniec** winning all four of his Groups on the night.

Nick Sismey



Front Cover: It was another busy night with 25 racers at Brands Hatch

Derby HO Racing Club		Committee...2023		Derby HO Racing Club	
Chairman / Treasurer	Nick Sismey	M 07984 339 192	sismey80@hotmail.co.uk		
Vice Chairman	Phil Rees	M 07912 378 652	dhorcman.p.r@ntlworld.com		
Secretary	Laura Edwards	M 07501 217 254	laurabubbles07@hotmail.co.uk		
Spares	Geoff Peach	M 07443 585 902	geoff@geoffpeach.com		
Race Control	Liam Smith	M 07477 698 158	liam-smith-93@hotmail.co.uk		
Race Control	Darryn Mutch	M 07954 741 677	darrynmutch@live.co.uk		
Scrutineer	Dean Garbett	M 07964 854 084	garbettd@sky.com		
Carrera Digital Scrutineer	Angus Smith	M 07591 813 431	angus@angussmith500.plus.com		
Carrera Digital	John Lamb	M 07758 917 497	john.lamb22@ntlworld.com		
Carrera Digital	Steve White	M 07859 999 480	wslotcarsteve@gmail.com		

ROLLS-ROYCE SLOT CAR MAGAZINE IS PUBLISHED AND COPYRIGHT 2023 BY DHORC, AND NO PORTION MAY BE REPRODUCED OR TRANSMITTED WITHOUT WRITTEN PERMISSION, AND MAY CONTAIN ARTICLES AND GRAPHICS REPRINTED WITH THE PERMISSION OF THE ORIGINAL COPYRIGHT HOLDER, WHO RETAINS ALL RIGHTS

Contents.....019

Page	Details
003	Editorial
004	Contents
005	News & Views Including.....
	1. Acknowledgements
	2. New DHORC Carrera Digital polo shirt
	3. DHORC 2024 provisional Calendar
	4. DHORC 2024 Circuits
	5. Convoy in the Park - 12/13 August 2023
	6. Tunerfest Midlands - 20 August 2023
	7. New Test Night - Sakhir Outer Circuit - 05Sep23
006	2023 Calendar
008	DHORC's Official Clothing
010	Razorlite
017	Le Mans GT Fest - 17/18 November 2023
018	Race Report – Brands Hatch GT – 01 August 2023 - Round 22
025	Race Report – Brands Hatch GT – 01 August 2023 - Round 23
031	Best Results at Brands Hatch GP circuit - 15-minute Endurance Races
038	Race Report – Brands Hatch GT – 01 August 2023 - Round 24 - SR1
045	Race Report – Brands Hatch GT – 01 August 2023 - Round 25 - SR2
051	Best Results at Brands Hatch Indy circuit - 5-Minute Sprint Races
055	Championship Tables
059	Members' Statistics
063	Rules & Regulations Issue 3 - 31Dec22
069	Next Race - Sakhir – 19th September 2023 - Rounds 26, 27 & 28 of 44
073	Razorlite Spares



News & Views.....019

1. Acknowledgements for DHORC-CDs 55,56,SR57/58

Phil Rees	Race Control & Everything Else	Stuart Gray	Marshalling & PA
Angus Smith	Setting Up, Scrutineering & PA	Richard Booth	Marshalling & PA
John Lamb	Tables	Martin Thorpe	Marshalling & PA
Andrew Staniec	Setting Up & Marshalling	Steve White	Marshalling & PA
Simon Goodlip	Race Control & Packing Away	Mick Smith	Marshalling
Dean Garbett	Marshalling & Packing Away	Lee Patterson	Marshalling
Laura Edwards	Marshalling	JT Hughes-Dowd	Marshalling & PA
Dave Edwards	Marshalling & Packing Away	JJ Hughes-Dowd	Marshalling & PA
Simon Rankin	Marshalling & Packing Away	Tom Gray	Marshalling & PA
Gary Skipp	Marshalling	Andrew Woodhouse	Marshalling
Lewis Blacker	Marshalling & Packing Away	Lee Pateman	Marshalling & PA
Daniel Kalyan	Marshalling & Packing Away	Macaully Dutson	Marshalling
Jag Kalyan	Marshalling & Packing Away	Jenson Woodhouse	Marshalling

2. New DHORC Carrera Digital polo shirt

Our two young models (suggested to be doppelgangers of Statler and Waldorf off the Muppets) are shown wearing our new DHORC Carrera Digital Polo Shirts. They are £22 each (the shirts).

Please let us know if you would like one and state the size you would like.



dhorc		Calendar 2023			dhorc		
Day	Date	Location	Round	Round	Track		
Tuesday	10-Jan	Table Tennis Room	1 (F1)		Miami (NEW)		
Thu-Sun	12-15-Jan	NEC	Corporate		Autosport International Racing Car Show		
Tuesday	31-Jan	Table Tennis Room	2 (GC)		Interlagos		
Saturday	04-Feb	Lockington Village Hall	Corporate		Charity Event		
Tuesday	21-Feb	Table Tennis Room	3 (F1)	4 (GC)	Cadwell Park		
Tuesday	14-Mar	Table Tennis Room	5 (F1)		Monaco		
Tuesday	04-Apr	Table Tennis Room	6 (GC)		Long Beach		
Sat/Sun	29/30Apr	Donington Park	Corporate		Donington Historic Festival		
Tuesday	02-May	Table Tennis Room	7 (F1)	8 (GC)	Zandvoort		
Wednesday	03-May	Table Tennis Room	Corporate		ALTEN		
Tuesday	23-May	Table Tennis Room	9 (F1)		Nashville		
Sat/Sun	27/28May	Donington Park	Corporate		British GT		
Tuesday	06-Jun	Table Tennis Room	Cancelled		Donington Park		
Tuesday	27-Jun	Table Tennis Room	10 (GC)		Miami		
Tuesday	18-Jul	Table Tennis Room	11 (F1)	12 (GC)	Interlagos		
Tuesday	25-Jul	Table Tennis Room	13 (F1)	14 (GC)	DHORC Ingham Oval (NEW)		
Tuesday	08-Aug	Table Tennis Room	15 (F1)	16 (GC)			
Tuesday	08-Aug	Table Tennis Room	17 (F1)	18 (GC)	Cadwell Park		
Sat/Sun	12/13Aug	Donington Park	Corporate		Convoy in the Park		
Sunday	20-Aug	Donington Park	Corporate		Tunerfest		
Sat/Sun	26/27Aug	Donington Park	Corporate		BTCC (Provisional)		
Tuesday	12-Sep	Table Tennis Room	19 (F1)	20 (GC)	Monaco		
Tuesday	03-Oct	Table Tennis Room	21 (F1)	22 (GC)	Long Beach		
Tuesday	17-Oct	Table Tennis Room	23 (F1)	24 (GC)	Zandvoort		
Sat/Sun	21/22Oct	Donington Park	Corporate		British GT		
Tuesday	14-Nov	Table Tennis Room	25 (F1)	26 (GC)	Nashville		
Tuesday	21-Nov	Table Tennis Room			AGM		
Tuesday	28-Nov	Table Tennis Room	27 (F1)	28 (GC)	Donington Park		
dhorc		Carrera DIGITAL		dhorc		Carrera DIGITAL	
Day	Date	Location	Rounds	Track			
Tuesday	03-Jan	Table Tennis Room	Test Night	Imola			
Tuesday	17-Jan	Table Tennis Room	1 2 3	Imola (New)			
Tuesday	07-Feb	Table Tennis Room	4 5 6	Imola			
Tuesday	14-Feb	Table Tennis Room	Test Night	Paul Ricard			
Saturday	18-Feb	Table Tennis Room	DISCA/DHORC	Sebring 3 Hours - Oxigen/Carrera GT4			
Tuesday	07-Mar	Table Tennis Room	7 8 9	Paul Ricard (New)			
Tuesday	28-Mar	Table Tennis Room	10 11 12	Paul Ricard			
Tuesday	18-Apr	Table Tennis Room	Test Night	Road Atlanta			
Tuesday	09-May	Table Tennis Room	13 14 15	Road Atlanta (New)			
Tuesday	13-Jun	Table Tennis Room	16 17 18	Road Atlanta			
Tuesday	20-Jun	Table Tennis Room	Test Night	Brands Hatch			
Tuesday	04-Jul	Table Tennis Room	19 20 21	Brands Hatch (New)			
Tuesday	01-Aug	Table Tennis Room	22 23 24/25	Brands Hatch			
Tuesday	05-Sep	Table Tennis Room	Test Night	Sakhir Outer Circuit			
Tuesday	19-Sep	Table Tennis Room	26 27 28	Sakhir			
Tuesday	10-Oct	Table Tennis Room	29 30 31/32	Sakhir			
Tuesday	31-Oct	Table Tennis Room	Test Night	Monza			
Tuesday	07-Nov	Table Tennis Room	33 34 35	Daytona Sports Car Course			
Friday	17-Nov	Table Tennis Room	Test Night 36	Le Mans			
Saturday	18-Nov	Table Tennis Room	37 38 39 40 41	Le Mans (New)			
Saturday	25-Nov	Table Tennis Room	DISCA/DHORC	Fuji 6 Hours - Oxigen/Carrera WEC			
Tuesday	12-Dec	Table Tennis Room	42 43 44	Daytona Sports Car Course			

Key: 20 or less HO racers then double finals, 21 and above then single finals
 * Could be more than three Digital Rounds on a night, depending on attendance.
 Note: 75% of HO Rounds count towards DHORC Championship which equals 21
 Note: 75% of Digital Rounds count towards Carrera Championship which equals 32

3. DHORC 2024 provisional Calendar

Please find below our provisional 2024 Calendar. These dates have been booked with DL&EV. We can discuss further at the AGM.

Day	Date	Location	Round	Round	Track	
Tuesday	09-Jan	Table Tennis Room	1 (F1)	2 (GC)	Autodromo de Brasilia (New)	
Tuesday	30-Jan	Table Tennis Room	3 (F1)	4 (GC)	Jacarepagua	
Tuesday	20-Feb	Table Tennis Room	5 (F1)	6 (GC)	Fiorano (New)	
Tuesday	12-Mar	Table Tennis Room	7 (F1)	8 (GC)	Jarama	
Tuesday	09-Apr	Table Tennis Room	9 (F1)	10 (GC)	Pukekohe Park (New)	
Tuesday	23-Apr	Table Tennis Room	11 (F1)	12 (GC)	Misano	
Tuesday	14-May	Table Tennis Room	13 (F1)	14 (GC)	Trois-Rivieres (New)	
Tuesday	04-Jun	Table Tennis Room	15 (F1)	16 (GC)	Watkins Glen	
Tuesday	25-Jun	Table Tennis Room	17 (F1)	18 (GC)	Autodromo de Brasilia	
Tuesday	16-Jul	Table Tennis Room	19 (F1)	20 (GC)	Jacarepagua	
Tuesday	23-Jul	Table Tennis Room	21 (F1)	22 (GC)	DHORCingham Oval	
Tuesday	06-Aug	Table Tennis Room	23 (F1)	24 (GC)		
Tuesday	10-Sep	Table Tennis Room	25 (F1)	26 (GC)	Fiorano	
Tuesday	01-Oct	Table Tennis Room	27 (F1)	28 (GC)	Jarama	
Tuesday	22-Oct	Table Tennis Room	29 (F1)	30 (GC)	Pukekohe Park	
Tuesday	12-Nov	Table Tennis Room	31 (F1)	32 (GC)	Misano	
Tuesday	19-Nov	Table Tennis Room	33 (F1)	34 (GC)	Trois-Rivieres	
Tuesday	26-Nov	Table Tennis Room			AGM	
Tuesday	26-Nov	Table Tennis Room	35 (F1)	36 (GC)	Watkins Glen	
Day	Date	Location	Rounds*		Track	
Tuesday	02-Jan	Table Tennis Room	Test Night		Interlagos	
Tuesday	16-Jan	Table Tennis Room	✓ 1	2 3	Interlagos (New)	
Friday	19-Jan	Table Tennis Room	4	5	Monza (New)	
Saturday	20-Jan	Table Tennis Room	6 7 8 9 10		Monza	
Tuesday	13-Feb	Table Tennis Room	✓ 11	12 13	Interlagos	
Saturday	17-Feb	Table Tennis Room	DISCA/DHORC		Sebring 3 Hours - Oxigen/Carrera GT4	
Tuesday	27-Feb	Table Tennis Room	Test Night		Shanghai	
Tuesday	19-Mar	Table Tennis Room	14 15 16		Shanghai (New)	
Tuesday	16-Apr	Table Tennis Room	17 18 19/20		Shanghai	
Tuesday	07-May	Table Tennis Room	Test Night		Rockingham	
Tuesday	21-May	Table Tennis Room	21 22 23		Rockingham (New)	
Friday	08-Jun	Table Tennis Room	24 25		Le Mans	
Saturday	09-Jun	Table Tennis Room	26 27 28 29 30		Le Mans	
Tuesday	18-Jun	Table Tennis Room	31 32 33		Rockingham	
Tuesday	02-Jul	Table Tennis Room	Test Night		Portimao	
Tuesday	09-Jul	Table Tennis Room	34 35 36		Portimao (New)	
Tuesday	30-Jul	Table Tennis Room	37 38 39		Portimao	
Tuesday	17-Sep	Table Tennis Room	40 41 42/43		Sebring	
Tuesday	15-Oct	Table Tennis Room	44 45 46		Fuji	
Tuesday	05-Nov	Table Tennis Room	47 48 49		Road Atlanta	
Saturday	23-Nov	Table Tennis Room	DISCA/DHORC		Fuji 6 Hours - Oxigen/Carrera WEC	
Tuesday	03-Dec	Table Tennis Room	50 51 52		Brands Hatch	

Derby HO Racing Club  www.dhorc.co.uk

dherc

Home of HO Le Mans 

Official Clothing


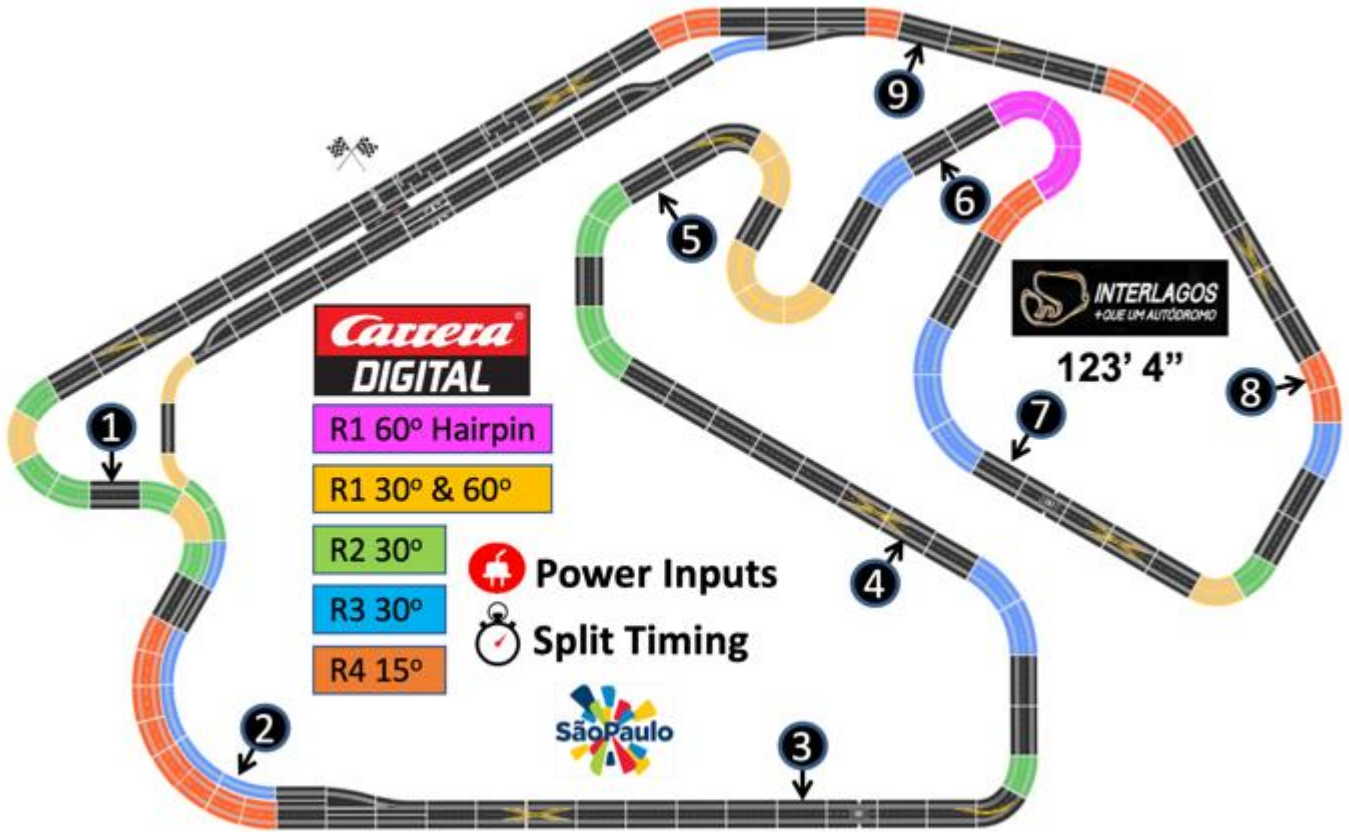


Please contact Nick Sismey



4. DHORC 2024 Circuits

Please also find below our 12 off 2024 circuits of which 7 (including the two Sprint Race circuits) are new.



Derby HO Racing Club



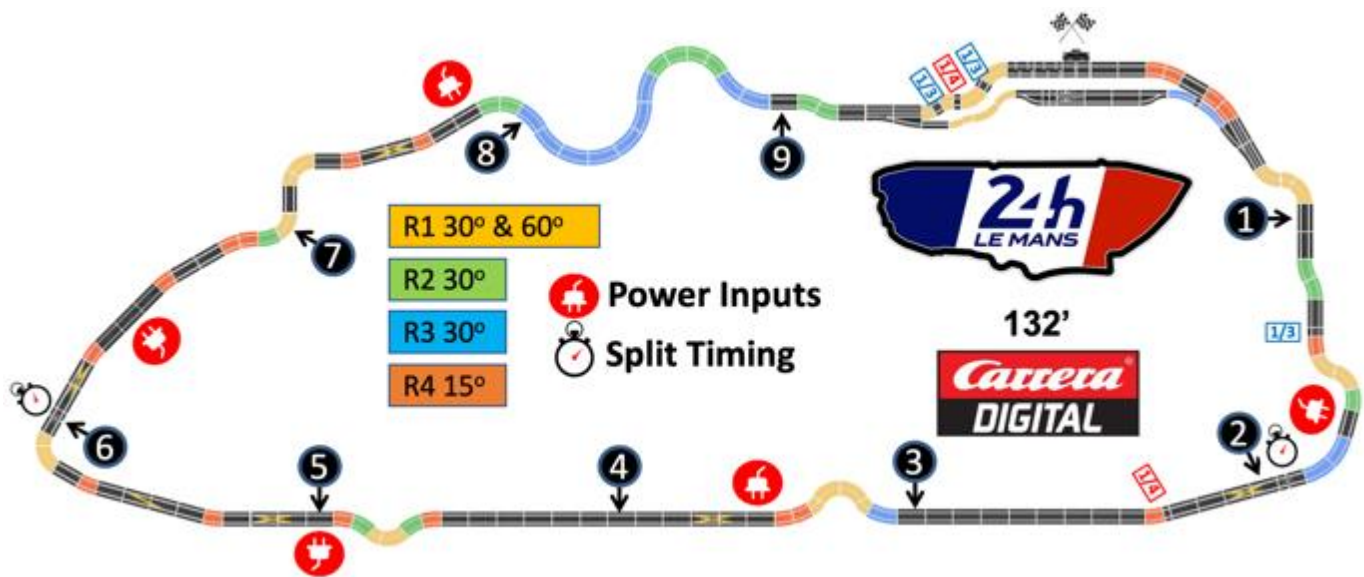
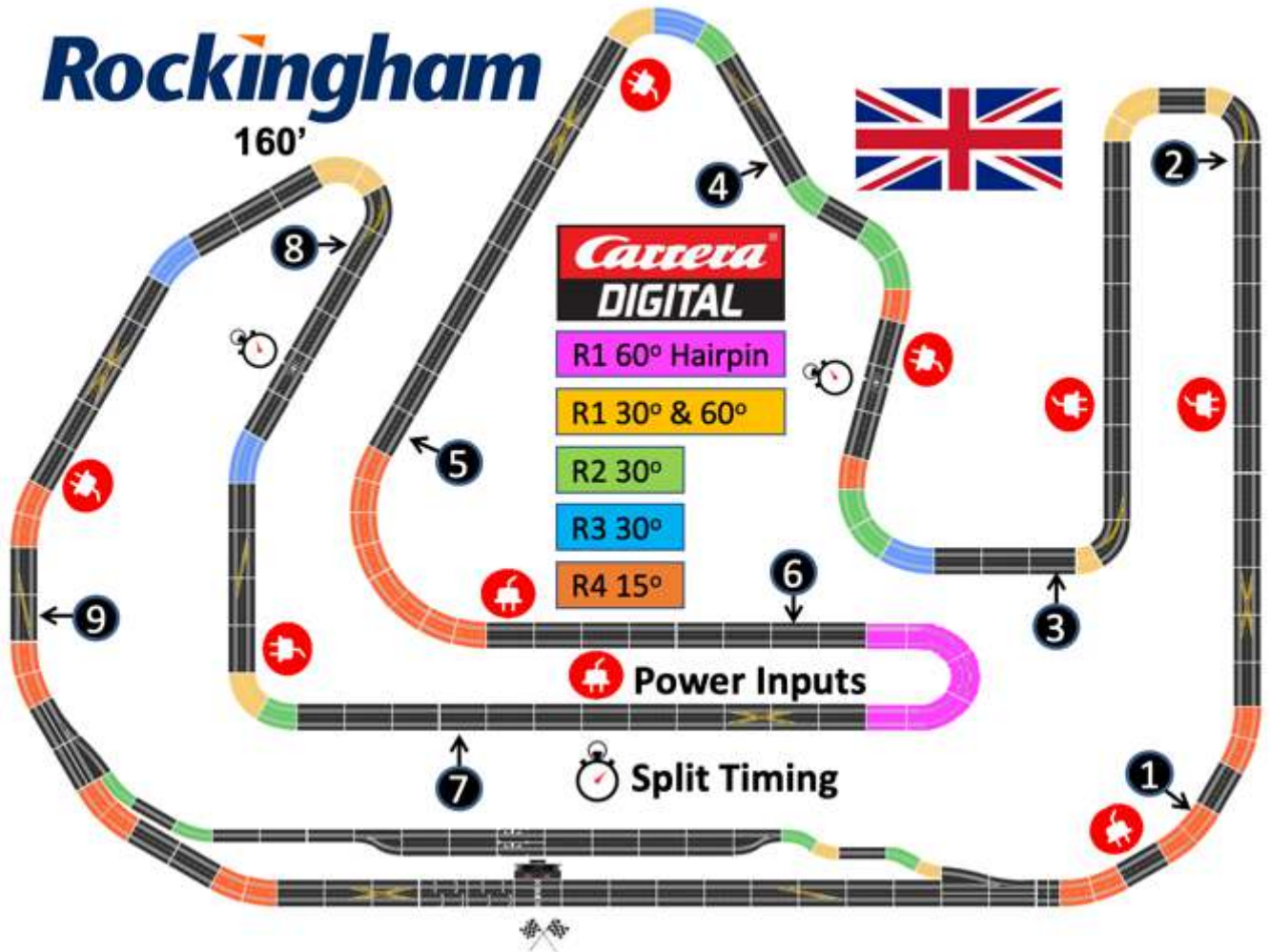
Urethane Tyres and 1/32nd Wheels & Inserts

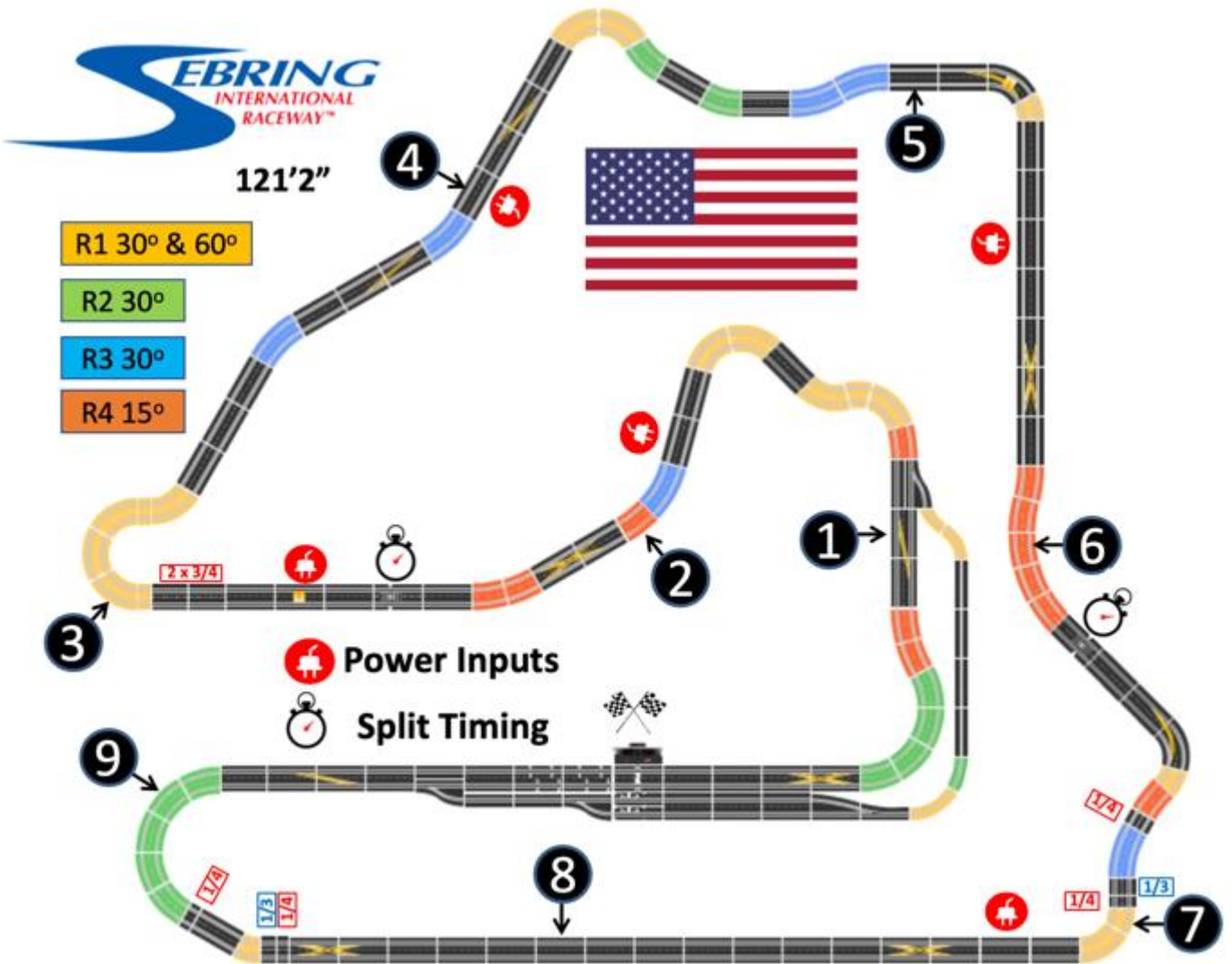
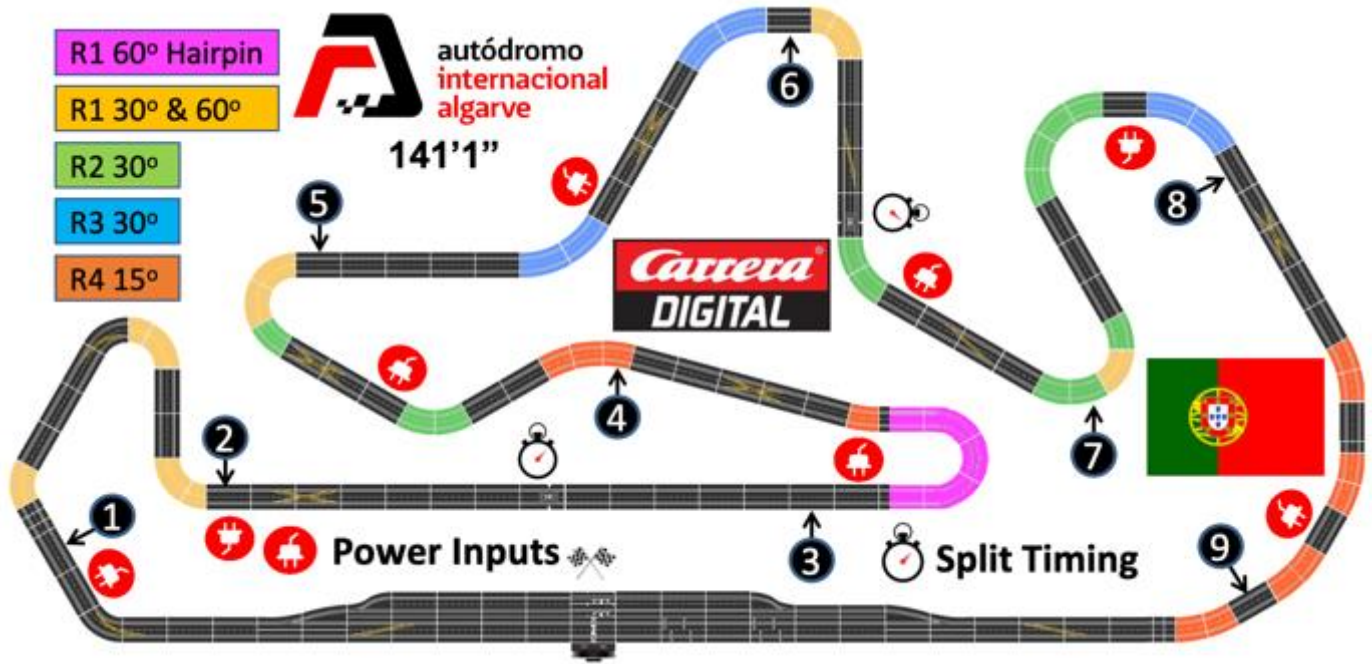
Visit our
Facebook Page
or the back of
this magazine

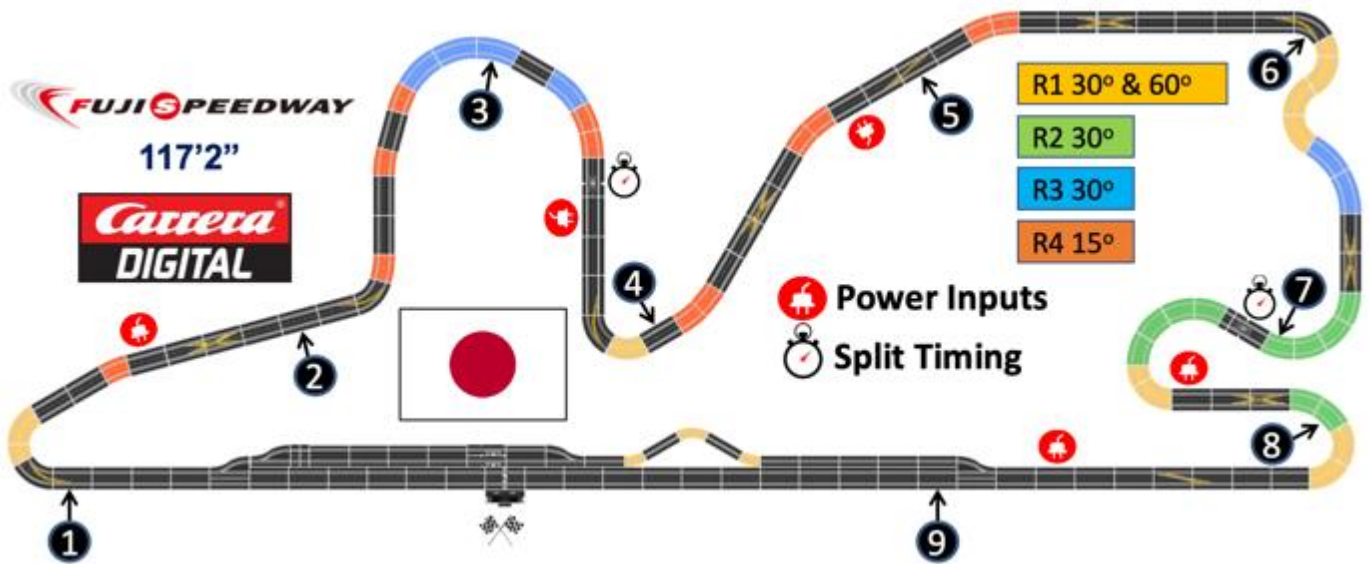
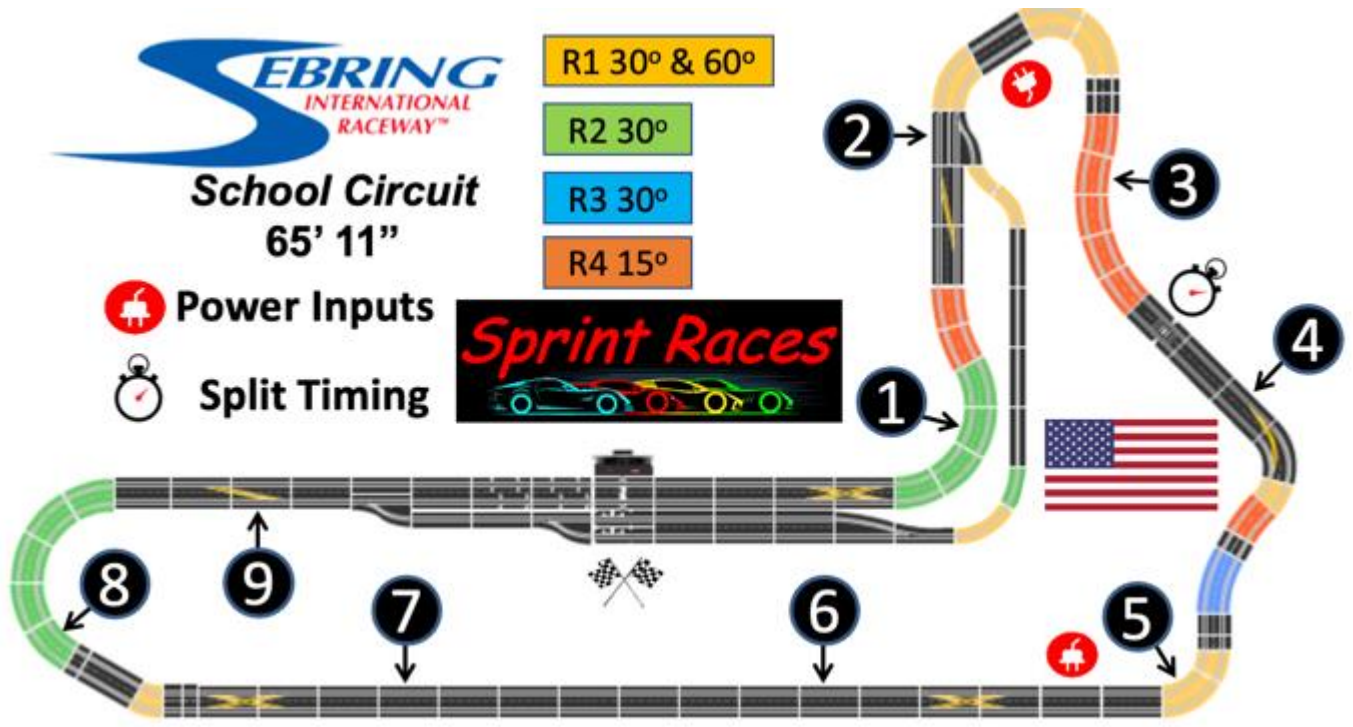


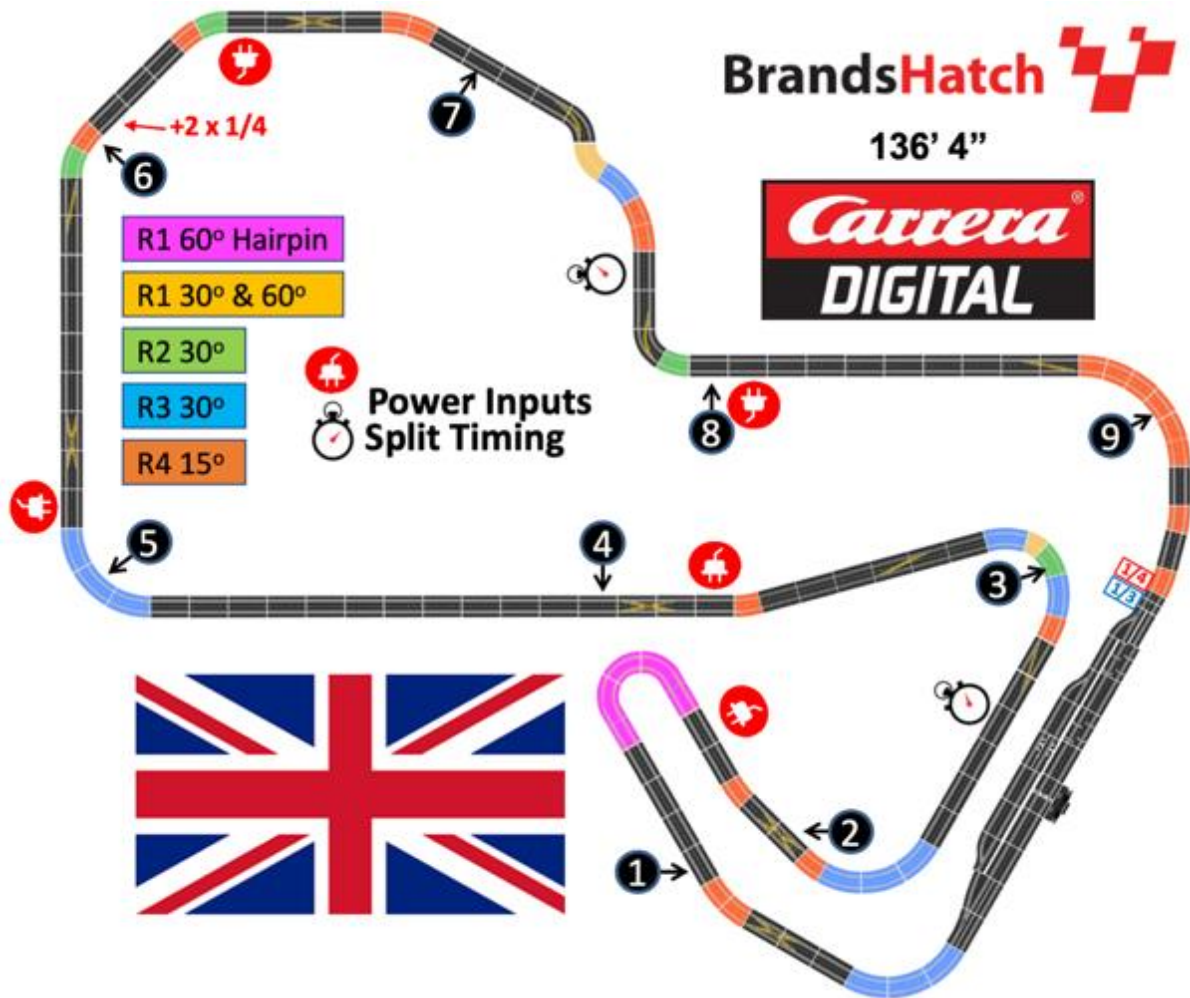


Rockingham









5. Convoy in the Park – 12/13 August 2023

Thank you to all for offering your support for the Convoy in the Park weekend at Donington Park on 12/13 Aug 23. It looks like it will be a great event again.

Hopefully there will be a good footfall like last year and with **Dan Hughes-Dowd** front of house I'm sure he will encourage many more folk to have a go.

Last year's Adult winner **Chloe Gunderson** will be back, we have provided her with weekend tickets. Can she take top honours again?



6. Tunerfest Midlands – 20 August 2023

Our final visit to Donington Park this year will be at Tunerfest Midlands on Sunday 20Aug23. We were first invited to support this event last year as shown below, and we had a great time.

Thanks also to all for your support for this event.



7. New Test Night – Sakhir Outer Circuit – 05Sep23

Following several requests for a further Test Night as we have 7 weeks to the next Carrera Digital Evening, we have arranged a New Test Night on 05Sep23 on the Sakhir Outer Circuit.

This is the next circuit we use for the other two 5-minute Sprint Races in October so it will give us all a chance to try out the new track, check out our cars and discuss all things Carrera Digital without the pressures of a race night. We will also Qualify for the Sprint Races at the end of the night.

Nick Sismey

Derby HO Racing Club

dhore



Home of HO Le Mans

Carrera
DIGITAL

Le Mans GT Fest

100th Anniversary Races

Rules @
www.dhorc.co.uk



6pm **17/18 November 2023** 10am

Max 36 Racers . £10 Non-Members
5/6 x 15 Min Races . Fuel Stops
6 cars per race . 132' Two Lanes
17Nov – Test – Qualy – 1 Race
18Nov - 4/5 Races



Derby Leisure & Events. Table Tennis Room, Moor Lane, Allenton, Derby, DE24 9HY



07984 339192



sismey80@hotmail.co.uk

Race Report




Round 22



Brands Hatch
GP


Carrera
DIGITAL 132

1st August 2023



Brands Hatch GP (UK)

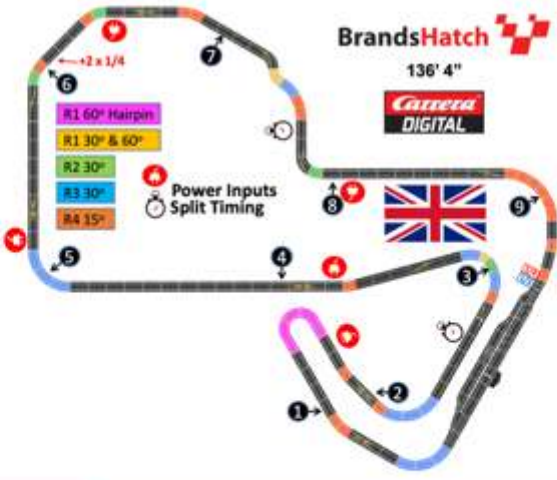
Previous Results



		1st	2nd	3rd
DHORC-CD 52	04-Jul 2023	136'4" A Smith	S White	D Garbett
DHORC-CD 53	04-Jul 2023	136'4" S White	D Garbett	P Rees
DHORC-CD 54	04-Jul 2023	136'4" JJ Hughes-Dowd	G Skipp	A Smith/S White
DHORC-CD 55	01-Aug 2023	136'4" A Smith	S Goodlip	D Garbett
DHORC-CD 56	01-Aug 2023	136'4" A Smith	S White	S Goodlip

Circuit Records

Lap Length 136'4"



Qualifying / Fastest Lap


	S Goodlip	04Jul23
GT	9.218 secs	
	10.084 mph	

Race Laps (15 Mins)

	A Smith	01Aug23
GT	80.9 Laps	

Evening Group Points

	A Staniec	04Jul23
GT	23 Points	





Daniel Kalyan won both Group D races on the Brands Hatch GP circuit. And then took a personal best 11th placed finish in the first of the two Sprint Races on the Indy circuit.



Phil Rees repairs Macaully Dutson's Lambo as Andrew Staniec looks on. Andrew won all four of his Group races at Evening 19, and now has seven wins in a row!



Angus Smith again managed Parc Ferme & Scrutineering but still had time to win 3 races!

The third 0.1 lap gap of the Club Night separated **Lewis Blacker** and **Phil Rees** who recorded 76.3 and 76.2 laps for the record books respectively, 0.7 laps behind our youngest racer. This made it three Group A and three Group B racers in the top six finishers! **Gary Skipp** and **Steve White** then brought back some order, both in Group A, taking 7th and 8th. However, Group C racer **Tom Gray** hadn't read the script as he put to shame our final Group A racer **Nick Sismey** by 1.2 laps as the latter rounded out the top ten.

dhorc Brands Hatch GP Carrera Digital Race 22 - 01 August 2023																								
Qualifying					Final Position					Fastest Lap					Final Points					Group Points				
Pos	Competitor	Time	MPH		Pos	Grp	Fin	Pts	Competitor	Laps	Pts	Pos	Grp	Competitor	Time	MPH	Pts	Pos	Competitor	Pts	Pos	Competitor	Pts	
1	S Goodlip	9.218	10.084		1	A3	A1	8	A Smith	78.4	40	1	A1	S Goodlip	9.774	9.510	5	1	A Smith	44	1	A Woodhouse	9	
2	JJ Hughes-Dowd	9.410	9.878		2	A1	A2	5	S Goodlip	78.3	33	2	A3	A Smith	9.880	9.408	4	2	B Goodlip	38	1	T Gray	9	
3	L Blacker	9.576	9.707		3	B2	B1	7	D Garbett	77.1	29	3	A2	JJ Hughes-Dowd	9.925	9.366	3	3	D Garbett	30	3	A Smith	8	
4	A Smith	9.583	9.700		4	A2	A3	4	JJ Hughes-Dowd	77.0	26	4	A4	S White	9.962	9.331	2	4	JJ Hughes-Dowd	29	3	J Kalyan	8	
5	S White	9.677	9.606		5	B1	B2	5	L Blacker	76.3	24	5	B2	D Garbett	9.992	9.303	1	5	L Blacker	24	5	D Garbett	7	
6	D Garbett	9.929	9.362		6	B4	B3	5	P Rees	76.2	22	6	B1	L Blacker	10.049	9.250		6	P Rees	22	5	A Staniec	7	
7	N Sismey	10.043	9.256		7	A6	A4	5	G Skipp	75.7	21	7	B5	L Pateman	10.194	9.119		6	S White	22	7	D Kalyan	6	
8	G Skipp	10.125	9.181		8	A4	A5	2	S White	73.3	20	8	B3	M Thorpe	10.271	9.050		8	G Skipp	21	8	L Blacker	5	
9	M Thorpe	10.297	9.027		9	C4	C1	9	T Gray	73.0	19	9	B4	P Rees	10.316	9.011		9	T Gray	19	8	S Goodlip	5	
10	P Rees	10.342	8.988		10	A5	A6	1	N Sismey	71.8	18	10	A6	G Skipp	10.451	8.894		10	N Sismey	18	8	P Rees	5	
11	D Edwards	10.790	8.615		11	C5	C2	8	J Kalyan	71.6	17	11	A5	N Sismey	10.546	8.814		11	J Kalyan	17	8	G Skipp	5	
12	R Booth	10.865	8.555		12	C2	C3	4	R Booth	70.7	16	12	C4	T Gray	10.579	8.787		12	R Booth	16	8	L Edwards	5	
13	D Kalyan	10.882	8.542		13	C1	C4	3	D Edwards	70.3	15	13	C1	D Edwards	10.774	8.628		13	D Edwards	15	13	JJ Hughes-Dowd	4	
14	S Gray	10.892	8.534		14	B5	B4	4	L Pateman	70.1	14	14	C5	J Kalyan	10.817	8.593		14	L Pateman	14	13	R Booth	4	
15	L Pateman	10.895	8.532		15	D1	D1	6	D Kalyan	69.3	13	15	D1	D Kalyan	10.862	8.558		15	D Kalyan	13	13	L Pateman	4	
16	T Gray	10.985	8.462		16	B3	B5	2	M Thorpe	69.2	12	16	C2	R Booth	10.903	8.526		16	M Thorpe	12	13	JT Hughes-Dowd	4	
17	J Kalyan	11.061	8.404		17	C3	C5	2	S Gray	65.3	11	17	C3	S Gray	11.040	8.420		17	S Gray	11	13	M Dutson	4	
18	M Smith	11.503	8.081		18	D6	D2	9	A Woodhouse	64.0	10	18	D3	JT Hughes-Dowd	11.070	8.397		18	A Woodhouse	10	18	M Smith	3	
19	A Staniec	11.705	7.941		19	E2	E1	7	A Staniec	63.1	9	19	D5	L Patterson	11.514	8.073		19	A Staniec	9	18	D Edwards	3	
20	JT Hughes-Dowd	11.840	7.851		20	D3	D3	4	JT Hughes-Dowd	59.3	8	20	D6	A Woodhouse	11.555	8.045		20	JT Hughes-Dowd	8	20	M Thorpe	2	
21	L Patterson	11.846	7.847		21	D2	D4	3	M Smith	58.8	7	21	E2	A Staniec	11.598	8.015		21	M Smith	7	20	S Gray	2	
22	M Dutson	12.836	7.242		22	E1	E2	5	L Edwards	56.1	6	22	E3	M Dutson	11.672	7.964		22	L Edwards	6	20	S Rankin	2	
23	L Edwards	15.817	5.877		23	D4	D5	2	S Rankin	55.8	5	23	D2	M Smith	11.976	7.762		23	S Rankin	5	20	S White	2	
24	S Rankin	16.827	5.524		24	D5	D6	1	L Patterson	54.0	4	24	D4	S Rankin	12.096	7.710		24	L Patterson	4	24	N Sismey	1	
25	A Woodhouse	DNS	DNS		24	E3	E3	4	M Dutson	54.0	4	25	E1	L Edwards	12.365	7.518		24	M Dutson	4	24	L Patterson	1	

Jag Kalyan got to within 0.2 laps of Nick with his green Audi R8 to take second in Group C ahead of two other Group C colleagues, **Richard Booth** and **Dave Edwards**. While Jag was 0.9 laps up on Richard's blue McLaren, Richard was 0.4 up on Dave's new red KTM X-BO. Just 0.2 laps further back was DHORC HO's fastest ever Qualifier (DHORCingham Oval, last week) **Lee Pateman**.

Daniel Kalyan continued his dominance of Group D by recording his fourth straight victory to take home 15th overall. **Martin Thorpe** was in an uncharacteristic 16th (equal second worse – 22nd his worst) position and the fourth racer in this Round to be behind another by 0.1 laps. All would come good at the next race, however. **Stuart Gray** closed out Group C as he looked forward to the running of our very first Sprint Races later in the night.

HO racer **Andrew Woodhouse** brought his red (what other colour is there?) and green Ferrari to the grid for his first Carrera Digital Club Night on Tuesday. He had tested on Phil's man cave track and took part in the Road Atlanta Test Night on 18Apr23, however this was his first race in anger. He did a great job taking second in the D, 5.3 laps behind winner Daniel, and 18th overall out of a grid of 25 racers.

Like Daniel in the D, **Andrew Staniec** continues to dominate Group E with his fourth straight Group win, following a PB of 19th on the grid, beating his 20th at the previous Evening. Finishing 20th was **JT Hughes-Dowd** and his Porsche 935, 2.8 laps behind Andrew's yellow Corvette. **Mick Smith**, having joined Nick's 60th club since the last Evening, took 21st just 0.5 laps behind JT. **Laura Edwards** ran in Group E as their child minders were on hols (how dare they!). As Dave wasn't doing a very good job minding the kids, as well as pretending to marshal (love you Dave!), Laura's mind was on other things as she took 22nd, probably running the wrong car as well.

Simon Rankin's green Aston was a further 0.5 laps back while **Lee Patterson's** BMW took him to 24th but did give him 19th in fastest lap charts, one better than his previous best on 04Jul23. **Macaully Dutson's** Lambo matched Lee's score in our only joint finish of the Round



Junior HO racers Ellis & Jenson Woodhouse came along with dad Andrew, also an HO racer, who was running in his first Carrera Digital Evening.

Race Report



Round 23



Brands Hatch
GP

Carrera
DIGITAL 132

1st August 2023



It was an incredibly close Group B race in Round 23, which saw Lewis Blacker take victory by 0.2 laps. The top four were on the same lap with 1:36 minutes to go. It stayed that way to the end of the 15-minutes!



Angus sets new track record!

Angus Smith became the first racer to record 80+ laps at the Brands Hatch GP circuit, his 80.9 laps in 15-minutes beating **JJ Hughes-Dowd's** 79.1 laps set in Round 21 on 04Jul23. In fact all three podium finishers broke the old record with **Steve White** in second on 79.6 laps and **Simon Goodlip** third on 79.5 laps. The second time during the Evening Simon has lost out on a placing by 0.1 laps. He had however set his third straight fastest lap, equalling his own personal sequence as well as taking back to back Poles. This was Steve's fifth podium of the year, which included two wins.

Angus' second win of the Evening took another 10 points out of Simon's Championship lead to go with the six taken out of him in the earlier Round. Simon would come good later in the Evening.

		
2nd Steve White	1st Angus Smith	3rd Simon Goodlip

Lewis Blacker led home a quite incredible Group B race which saw four out of the five racers on the same lap for the entirety of the 15-minutes. Positions would change with pit stops but once everyone had a full tank of fuel Lewis just kept ahead, but by mere feet and inches. At the flag **Martin Thorpe** (we told you things would improve after the previous Round) and **Phil Rees** shared fifth behind Lewis, just 0.2 separating the three, **Dean Garbett** the same margin behind, down in seventh. What a race, we were all left breathless! Incredibly Dean recorded exactly the same score in both Rounds.



Steve White took second in Round 23, his best result of the night. Gary Skipp was 8th here, but took 7th in the earlier Round 22, beating mate Steve in 8th.



Gary Skipp in eighth, made it four Group A and four Group Bs in the top eight, which again shows how well the 25% extra fuel usage lap time was working. This time it had been reduced from 10.35 seconds at the previous Evening to 10.20 seconds. **Nick Sismey** made it 5-4 in favour of Group A as he came home 0.3 laps behind Gary.

dharc Brands Hatch GP Carrera Digital Race 23 - 01 August 2023																								
Qualifying					Final Position					Fastest Lap					Final Points					Group Points				
Pos	Competitor	Pos	MPH		Pos	Grp	Fin	Pts	Competitor	Laps	Pts	Pos	Grp	Competitor	Time	MPH	Pts	Pos	Competitor	Pts	Pos	Competitor	Pts	
1	S Goodlip	9.218	10.084	1	A3	A1	8	A Smith	80.9	46	1	A1	S Goodlip	9.490	9.795	5	1	A Smith	44	1	A Woodhouse	9		
2	JJ Hughes-Dowd	9.410	9.878	2	A4	A2	7	S White	79.6	33	2	A3	A Smith	9.502	9.783	4	2	S White	35	1	T Gray	9		
3	L Blacker	9.576	9.707	3	A1	A3	4	S Goodlip	79.5	28	3	A2	JJ Hughes-Dowd	9.587	9.696	3	3	S Goodlip	34	3	A Smith	8		
4	A Smith	9.585	9.698	4	B1	B1	6	L Blacker	77.5	26	4	A4	S White	9.620	9.663	2	4	L Blacker	26	3	J Kalyan	8		
5	S White	9.677	9.606	5	B3	B2	6	M Thorpe	77.3	24	5	B2	D Garbett	9.833	9.453	1	5	M Thorpe	24	5	S White	7		
6	D Garbett	9.929	9.362	5	B4	B2	7	P Rees	77.3	24	6	B1	L Blacker	9.907	9.383	5	6	P Rees	24	5	P Rees	7		
7	N Sismey	10.090	9.213	7	B2	B4	3	D Garbett	77.1	21	7	A6	G Skipp	9.959	9.334	7	7	D Garbett	22	5	A Staniec	7		
8	G Skipp	10.125	9.181	8	A6	A4	5	G Skipp	76.4	20	8	A5	N Sismey	10.006	9.290	8	8	G Skipp	20	8	L Blacker	6		
9	L Pateman	10.194	9.119	9	A5	A5	2	N Sismey	76.1	19	9	B3	M Thorpe	10.050	9.249	9	9	N Sismey	19	8	M Thorpe	6		
10	M Thorpe	10.271	9.050	10	C4	C1	9	T Gray	72.5	18	10	B4	P Rees	10.135	9.172	10	10	T Gray	18	8	D Kalyan	6		
11	P Rees	10.316	9.011	11	C2	C2	5	R Booth	72.2	17	11	B5	L Pateman	10.170	9.140	11	11	R Booth	17	8	M Dutson	6		
12	T Gray	10.579	8.787	11	C5	C2	8	J Kalyan	72.2	17	12	C4	T Gray	10.528	8.829	11	11	J Kalyan	17	12	G Skipp	5		
13	D Edwards	10.774	8.628	13	D1	D1	6	D Kalyan	71.1	15	13	C1	D Edwards	10.608	8.763	11	11	JJ Hughes-Dowd	17	12	R Booth	5		
14	J Kalyan	10.817	8.593	14	A2	A6	1	JJ Hughes-Dowd	70.7	14	14	D1	D Kalyan	10.642	8.735	14	14	D Kalyan	15	14	S Goodlip	4		
15	D Kalyan	10.862	8.558	15	B5	B5	2	L Pateman	68.7	13	15	D3	JT Hughes-Dowd	10.695	8.691	15	15	L Pateman	13	14	M Smith	4		
16	R Booth	10.865	8.555	16	C3	C4	3	S Gray	68.1	12	16	C5	J Kalyan	10.863	8.557	16	16	S Gray	12	14	L Edwards	4		
17	S Gray	11.040	8.420	17	D6	D2	9	A Woodhouse	67.2	11	17	C3	S Gray	10.870	8.551	17	17	A Woodhouse	11	17	D Garbett	3		
18	JT Hughes-Dowd	11.070	8.397	18	E2	E1	7	A Staniec	66.3	10	18	C2	R Booth	10.988	8.460	18	18	A Staniec	10	17	JT Hughes-Dowd	3		
19	L Patterson	11.514	8.073	19	C1	C5	2	D Edwards	66.0	9	19	E3	M Dutson	11.064	8.402	19	19	D Edwards	9	17	S Gray	3		
20	A Woodhouse	11.555	8.045	20	D2	D3	4	M Smith	63.8	8	20	D5	L Patterson	11.456	8.114	20	20	M Smith	8	20	N Sismey	2		
21	A Staniec	11.598	8.015	21	D3	D4	3	JT Hughes-Dowd	62.1	7	21	D6	A Woodhouse	11.545	8.051	21	21	JT Hughes-Dowd	7	20	D Edwards	2		
22	M Dutson	11.672	7.964	22	E3	E2	6	M Dutson	61.3	6	22	D2	M Smith	11.670	7.965	22	22	M Dutson	6	20	L Pateman	2		
23	M Smith	11.976	7.762	23	D4	D5	2	S Rankin	60.5	5	23	E2	A Staniec	11.744	7.915	23	23	S Rankin	5	20	S Rankin	2		
24	S Rankin	12.056	7.710	24	E1	E3	4	L Edwards	60.3	4	24	D4	S Rankin	12.070	7.701	24	24	L Edwards	4	24	JJ Hughes-Dowd	1		
25	L Edwards	12.365	7.518	25	D5	D6	1	L Patterson	54.0	3	25	E1	L Edwards	12.256	7.584	25	25	L Patterson	3	24	L Patterson	1		

Tom Gray was 0.5 laps down on his Round 22 score but still took back to back Group C wins in tenth. He led home a trio of Group C racers with **Richard Booth** and **Jag Kalyan** taking joint 11th, with a 0.3 laps preventing them joining Tom in the top ten. **Daniel Kalyan** was only 1.1 laps behind dad, moving up from 15th in the previous Round to 13th here. He again won Group D making it five straight Group wins! Great drive Daniel.

JJ saw his race laps record go and also struggled with tyres running off the rim here, his fourth in the earlier Round seemingly in the distance past, taking 14th this time. **Lee Pateman** couldn't match the quartet of Group B racers above, dropping 8.4 laps behind Phil in 15th overall. His fastest lap was only 0.035 seconds slower the Phil's, so his car has the pace. **Stuart Gray** joined Lee in the 68s with 68.1 to take 16th, 0.6 laps in arrears.

Andrew Woodhouse's second Evening on the Carrera Digital oche saw him improve by one place to 17th thanks to 3.2 laps more in this 15 minutes. He was incredibly consistent with lap times with a 11.555 second lap in Round 22, and a 11.545 in Round 23. **Andrew Staniec**, like Daniel, maintained his Group winning streak, taking his fifth straight Group E win. He also improved by a placing compared to the previous Round taking 18th and adding 4.1 laps.

Dave Edwards had a fall from grace (I can almost see Laura smirking) dropping from 13th to 19th. Had he scored the same number of laps as Round 22 he would have only dropped two places, but a 4.3 lap deficit set him tumbling down the order. **Mick Smith** and **JT Hughes-Dowd** swapped places compared to the earlier 15-minute race, this time Mick taking 20th, both improving on their lap scores. JT also set the 15th fastest lap, one better than his 16th on 09May23. **Macaully Dutson** jumped up three places from 25th to 22nd at the flag thanks to a much better lap score.

Simon Rankin stayed in 23rd despite a 4.7 lap increase over the first race of the Evening with **Laura Edwards** being 0.2 laps down on Simon. **Lee Patterson**, like Dean, scored the same number of Laps in both races, again taking 25th as the power ebbed away.

There were no less than 32 improvement in race laps and fastest laps over the two Endurance races on Tuesday, including the overall race laps record, which, as mentioned above, three racers broke.



Group E – Macaully (22nd), Group winner Andrew (18th) and Laura Edwards (24th) in Round 23.



Everyone's
Best Results
At This Circuit



What are my Best Scores?
Who Have I Beaten?



Group A to D grids



Qualifying / Fastest Lap					Race Laps			
Pos	Competitor	Fastest	MPH	Date	Pos	Competitor	Laps	Date
1	S Goodlip	9.218	10.084	04-Jul-23	1	A Smith	80.9	01-Aug-23
2	JJ Hughes-Dowd	9.410	9.878	04-Jul-23	2	S White	79.6	01-Aug-23
3	A Smith	9.427	9.860	04-Jul-23	3	S Goodlip	79.5	01-Aug-23
4	L Blacker	9.576	9.707	04-Jul-23	4	JJ Hughes-Dowd	79.1	04-Jul-23
5	S White	9.620	9.663	01-Aug-23	5	G Skipp	78.7	04-Jul-23
6	D Garbett	9.833	9.453	01-Aug-23	6	L Blacker	77.5	01-Aug-23
7	G Skipp	9.959	9.334	01-Aug-23	7	M Thorpe	77.3	01-Aug-23
8	N Sismey	10.006	9.290	01-Aug-23	7	P Rees	77.3	01-Aug-23
9	M Thorpe	10.050	9.249	01-Aug-23	9	D Garbett	77.1	01-Aug-23
10	P Rees	10.135	9.172	01-Aug-23	10	N Sismey	76.1	01-Aug-23
11	L Pateman	10.170	9.140	01-Aug-23	11	T Gray	73.0	01-Aug-23
12	T Gray	10.528	8.829	01-Aug-23	12	R Booth	72.2	01-Aug-23
13	D Edwards	10.608	8.763	01-Aug-23	12	J Kalyan	72.2	01-Aug-23
14	D Kalyan	10.642	8.735	01-Aug-23	14	D Kalyan	71.1	01-Aug-23
15	JT Hughes-Dowd	10.695	8.691	01-Aug-23	15	D Edwards	70.7	04-Jul-23
16	J Kalyan	10.817	8.593	01-Aug-23	16	L Pateman	70.1	01-Aug-23
17	R Booth	10.865	8.555	04-Jul-23	17	S Gray	69.6	04-Jul-23
18	S Gray	10.870	8.551	01-Aug-23	18	A Woodhouse	67.2	01-Aug-23
19	L Smith	10.998	8.452	04-Jul-23	19	A Staniec	66.3	01-Aug-23
20	M Dutson	11.064	8.402	01-Aug-23	20	L Smith	66.0	04-Jul-23
21	L Patterson	11.456	8.114	01-Aug-23	21	M Smith	63.8	01-Aug-23
22	M Smith	11.503	8.081	04-Jul-23	22	JT Hughes-Dowd	62.1	01-Aug-23
23	A Woodhouse	11.545	8.051	04-Jul-23	23	D Hughes-Dowd	61.7	04-Jul-23
24	A Staniec	11.598	8.015	01-Aug-23	24	M Dutson	61.3	01-Aug-23
25	D Hughes-Dowd	11.771	7.897	04-Jul-23	25	S Rankin	60.5	01-Aug-23
26	J Lamb	11.795	7.881	04-Jul-23	26	L Edwards	60.3	01-Aug-23
27	S Rankin	12.056	7.710	01-Aug-23	27	J Lamb	59.1	04-Jul-23
28	L Edwards	12.256	7.584	01-Aug-23	28	L Patterson	58.3	04-Jul-23



Group D – Andrew (17th), Lee Patterson (25th), Simon Rankin (23rd), JT Hughes-Dowd (21st), Mick Smith (20th) and Group winner Daniel (13th) in Club Night 23.



Group C – Jag Kalyan (11th), Group winner Tom Gray (10th), Stuart Gray (16th), Richard Booth (11th) and Dave Edwards (19th) in Race 23.



Group B – Lee Pateman (15th), Phil and Martin Thorpe in joint 5th , Dean Garbett (7th) and Group winner Lewis (4th) in Round 23.



Group A – Gary (8th), Nick Sismey (9th), Steve (2nd), Group and overall winner Angus, JJ Hughes-Dowd (14th) and Simon Goodlip (3rd) in the second race of the Evening.



Mick at the top of Dingle Dell



Lee marshalling the trickiest part of the Brands Hatch GP circuit.



Simon was one of 22 racers to run in all four races on Tuesday.

SR1 Race Report




Round 24



Brands Hatch
Indy




1st August 2023



Brands Hatch Indy (UK)

Previous Results



				1st	2nd	3rd
DHORC-CD 57 SR1	01-Aug 2023	64'4"		A Smith	S Goodlip	D Garbett
DHORC-CD 58 SR2	01-Aug 2023	64'4"		S Goodlip	N Sismey/A Smith	

Qualifying / Fastest Lap


GT	S Goodlip	01Aug23
	4.193 secs	
	10.461 mph	

Race Laps (15 Mins)

GT	S Goodlip	01Aug23
	65.6 Laps	

Evening Group Points

GT	S Gray	01Aug23
	8.0 Points	



Brands Hatch Indy Circuit
64' 4"

- Power Inputs
- Split Timing

R1 60° Hairpin
R1 30° & 60°
R2 30°
R3 30°
R4 15°

Carrera DIGITAL



Derby HO Racing Club
www.dhorc.co.uk

Home of HO Le Mans

Sprint Races



Phil presses start for DHORC's 1st Sprint Race





Macaully, Andrew and Laura ran in that first ever Sprint Race, in Group F



JJ and JT did a great job supporting the 17:00 hour races.

Angus takes 1st Sprint Race Victory

Angus Smith initially wasn't going to race in our all new 5-minute Sprint Races on the shorter Brands Hatch Indy circuit. However when we agreed to reduce the grid to four cars and allow alternative cars for the shorter races he acquiesced and joined the fray. He was pleased he did as he became our first Sprint Race winner by 1.6 laps from Championship leader **Simon Goodlip**, reducing the latter's lead by another three points. Simon did set the first fastest lap for a Sprint Race at 4.193 seconds, which just shows how quick a lap is around the 64'4' Indy circuit. This was his fourth consecutive fastest lap, the first time he had achieved that.

Round 24 mirrored Round 22's podium, **Dean Garbett** again taking third place, another 1.6 laps back. These two results helping him to return to Group A at the next Evening. Behind him we had two very happy racers, **Jag Kalyan** in 4th and **Stuart Gray** in 5th, who had both smashed their previous best results. Jag's former PB had been 9th on 17Jan23, Stuart's 11th at the last Evening on 04Jul23. His 9th fastest lap also beat his previous best of 11th way back on 21Jun22. These PBs were three of 15 recorded in this Sprint Race compared to the two and one set in the two earlier 15-minute races! Congrats Jag and Stuart on a fantastic run. They made it four Group winners in the top five placings for the first time! Stuart also set his best HO finish a week earlier at DHORCingham, so these are good times for Mr Gray.



It was very much a family affair in the 56 lap bracket with **Richard Booth** a mere 0.3 laps behind Stuart, on 56.5, and **Tom Gray** on 56.1 laps in seventh. Both also set PBs. Richard's sixth at the



Angus took his third straight win of the Evening in SR1 while Jag recorded his best ever finish with fourth.

flag beat his seventh on 07Mar23 while fourth on the grid, prior to the race, was one better than in the March race. Tom's seventh on the grid was two better than his grid slot in the March Club Night while his sixth best race laps was a full four places better than his tenth on 16Aug22! **Nick Sismey** joined "The Family" on 56.0 laps in eighth, setting the quickest lap of the group, but only 0.011 seconds quicker than Tom.

Brands Hatch Indy Carrera Digital Sprint Race 01, Round 24 - 01 August 2023																						
Qualifying				Final Position						Fastest Lap						Final Points				Group Points		
Pos	Competitor	Time	MPH	Pos	Grp	Fin	Pts	Competitor	Laps	Pts	Pos	Grp	Competitor	Time	MPH	Pts	Pos	Competitor	Pts	Pos	Competitor	Pts
1	S White	4.566	9.607	1	A3	A1	4.0	A Smith	62.3	20.0	1	A1	S Goodlip	4.193	10.461	2.5	1	A Smith	22.0	1	S Gray	4.5
2	L Blacker	4.880	8.988	2	A1	A2	2.5	S Goodlip	60.7	18.5	2	A3	A Smith	4.258	10.301	2.0	2	S Goodlip	19.0	2	D Garbett	4.0
3	A Smith	4.988	8.794	3	B3	B1	4.0	D Garbett	59.1	14.5	3	A4	S White	4.413	9.940	1.5	3	D Garbett	14.5	2	A Smith	4.0
4	R Booth	5.244	8.364	4	D2	D1	3.5	J Kalyan	57.8	13.0	4	A2	JJ Hughes-Dowd	4.427	9.908	1.0	4	J Kalyan	13.0	4	J Kalyan	3.5
5	P Rees	5.321	8.243	5	C4	C1	4.5	S Gray	56.8	12.0	5	B1	N Sismey	4.576	9.586	0.5	5	S Gray	12.0	4	A Staniec	3.5
6	N Sismey	5.329	8.231	6	C3	C2	3.0	R Booth	56.5	11.0	6	D1	T Gray	4.587	9.563		6	R Booth	11.0	6	JT Hughes-Dowd	3.0
7	T Gray	5.494	7.984	7	D1	D2	2.5	T Gray	56.1	10.5	7	B3	D Garbett	4.709	9.315		7	S White	11.0	6	R Booth	3.0
8	JT Hughes-Dowd	5.691	7.708	8	B1	B2	2.5	N Sismey	56.0	10.0	8	B4	P Rees	4.721	9.291		8	T Gray	10.5	6	L Patterson	3.0
9	J Kalyan	5.703	7.691	9	A4	A3	2.0	S White	55.4	9.5	9	C4	S Gray	4.842	9.059		9	N Sismey	10.5	9	L Edwards	2.5
10	S Gray	5.902	7.432	10	C2	C3	2.0	D Edwards	55.2	9.0	10	D2	J Kalyan	4.865	9.016		10	D Edwards	9.0	9	T Gray	2.5
11	M Smith	6.302	6.960	11	D3	D3	2.0	D Kalyan	53.0	8.5	11	C3	R Booth	4.901	8.950		11	D Kalyan	8.5	9	N Sismey	2.5
12	S Rankin	6.965	6.298	12	C1	C4	1.5	L Pateman	49.2	8.0	12	C2	D Edwards	4.927	8.903		11	JJ Hughes-Dowd	8.5	9	S Goodlip	2.5
13	L Patterson	7.246	6.053	13	A2	A4	1.5	JJ Hughes-Dowd	48.9	7.5	13	B2	L Blacker	5.026	8.727		13	L Pateman	8.0	13	L Kalyan	2.0
14	D Kalyan	9.168	4.784	14	B2	B3	2.0	L Blacker	48.6	7.0	14	C1	L Pateman	5.080	8.635		14	L Blacker	7.0	13	D Edwards	2.0
15	JJ Hughes-Dowd	DNF	DNF	15	F2	F1	3.5	A Staniec	48.2	6.5	15	D3	D Kalyan	5.109	8.586		15	A Staniec	6.5	13	L Blacker	2.0
16	S Goodlip	DNF	DNF	16	D4	D4	1.5	M Smith	47.1	6.0	16	E1	JT Hughes-Dowd	5.156	8.507		16	M Smith	6.0	13	S Rankin	2.0
17	A Staniec	DNS	DNS	17	E1	E1	3.0	JT Hughes-Dowd	46.7	5.5	17	E3	L Patterson	5.269	8.325		17	JT Hughes-Dowd	5.5	13	M Dutson	2.0
17	D Edwards	DNS	DNS	18	B4	B4	1.5	P Rees	46.1	5.0	18	D4	M Smith	5.370	8.168		18	P Rees	5.0	13	S White	2.0
17	D Garbett	DNS	DNS	18	E3	E2	3.0	L Patterson	46.1	5.0	19	F3	M Dutson	5.612	7.816		18	L Patterson	5.0	19	M Smith	1.5
17	L Edwards	DNS	DNS	20	E2	E3	2.0	S Rankin	39.5	4.0	20	E2	S Rankin	5.691	7.708		20	S Rankin	4.0	19	P Rees	1.5
17	L Pateman	DNS	DNS	21	F1	F2	2.5	L Edwards	39.3	3.5	21	F2	A Staniec	5.762	7.613		21	L Edwards	3.5	19	L Pateman	1.5
17	M Dutson	DNS	DNS	22	F3	F3	2.0	M Dutson	19.8	3.0	22	F1	L Edwards	6.142	7.142		22	M Dutson	3.0	19	JJ Hughes-Dowd	1.5

It wasn't until the ninth car passed the flag, a gold and black McLaren, that Pole man **Steve White** finished his first Sprint Race. This was his second career Pole to go with the one he took on 17Jan23, 20 Club Nights ago. While Steve was unusually low down the results sheet this time, **Dave Edwards** catapulted back up from 19th in the previous race to 10th 0.2 laps down on Steve, his best finish of the year. Kids being safely tucked up in bed now clearly helped!

With the Groups reduced from 6 cars to 4 for the Sprint Races we had six Race Groups as opposed to five (we could have had seven). **Daniel Kalyan** was still in Group D but a different looking D with Tom and dad Jag joining him. Unfortunately his five Group win run came to a close, however his 11th placed finish was still a PB, his previous best being 12th on 06Dec22. **Lee Pateman's** Audi finished 3.8 laps down on Daniel as he continues to try and match his incredible HO performances.

Three racers from three Race Groups were in the 48 lap band, with **JJ Hughes-Dowd** on 48.9, **Lewis Blacker** 48.6 and **Andrew Staniec** 48.2 laps in 15th. Fifteenth for Andrew was a PB compared to 16th on 04Jul23 as was Qualifying in 17th beating his 19th set earlier in the Evening at Round 22. Truth be told to make it easier (less track changes) the early racers actually ran their Sprint Races before the normal two 15-minute races. Poetic license is therefore invoked here! Andrew made it three out of three Race Group wins on the night and six in a row all told.

Mick Smith was alone in the 47s with 47.1 laps in 18th. His 11th on the grid was four places better than his 15th on 09May23; he clearly enjoyed the short track racing. Three racers were then in the 46s, two on the same lap and tenth. **JT Hughes-Dowd** led the pack on 46.7 laps, his 8th grid slot being four better than his 12th on Independence day just under a month earlier. It was **Phil Rees** and **Lee Patterson** who shared a placing, both on 46.1 laps in 18th. Phil's fall from grace was due to tyre problems while Lee is still ascending the DHORC escalator. So much so that he beat all three of his then PBs, all set at different Evenings! Qualifying in 15th on 04Jul23 was reduced to 13th, his 18th placed finish here beat his 20th on 09May23, while his 19th fastest lap at the first race of this Evening now became 17th. You are going the right way Lee!

Simon Rankin jumped three places from his 23rd in both of the earlier 15-minute races to take 20th with **Laura Edwards** also recording her best finish of the Evening so far in 21st. **Macaully Dutson** clearly scored more laps than the 19.8 recorded. A close investigation by Phil discovered that his Lambo's chip wasn't secure so not recording properly. That was soon back in working order for the next race!



Stuart loved the Sprint Races, taking a career best fifth in SR1



Dave and Lee's best results in the Sprint Races were 10th and 11th respectively

SR2 Race Report



Round 25



Brands Hatch
Indy



1st August 2023



Sprint Race Group E – Lee, Simon and JT



The very short 64'4" Brands Hatch Indy circuit

Simon breaks the spell!

Simon Goodlip broke **Angus Smith's** domination of both the Brands Hatch GP & Indy circuit in the final race of the Evening. Angus had taken 19 points out of Simon's Championship lead during those three races, the latter taking three back with this win. Interestingly they both scored 41.0 points from the two Sprint Races. Simon's lead is now at 31 points with 10 race wins (11 career wins, taking him to second in the all-time charts) this year to Angus' 7.

Simon set the new target for race laps beating Angus' 62.3 in the previous Round with 65.6 here while Angus stopped Simon from making it five straight fastest laps by pipping our winner by 0.001 seconds! Boy these guys are so closely matched. Although saying that Simon's victory was a humongous 6.7 laps, the biggest of the night. **Nick Sismey** shared Angus' second place on 58.9 laps, only his second podium of the year after victory at Road Atlanta on 09May23. **JJ Hughes-Dowd** got it together after 13th in SR1 and matched his result in the first race of the Evening with fourth again, just 0.3 laps between him and a podium place.



Derby HO Racing Club
www.dharc.co.uk
Home of HO Le Mans
Carrera DIGITAL

Round 25 - SR2



Brands Hatch Indy 

01 August 2023



<div style="display: flex; justify-content: space-around; align-items: center;"> <div style="text-align: center;">   </div> <div style="text-align: center;">   </div> </div> <div style="background-color: #cccccc; padding: 5px; font-weight: bold; font-size: 1.1em;">2nd Nick Sismey / Angus Smith</div>	<div style="text-align: center;">   </div> <div style="background-color: #FFD700; padding: 5px; font-weight: bold; font-size: 1.1em;">1st Simon Goodlip</div>
--	---



Sprint Race Group D – Jag, Tom, Mick and Daniel ready for their 2 x 5-minute races



With 1.8 laps covering 2nd down to 8th and just 0.5 laps 5th to 8th this was the closest of the two Sprint Races, with everyone getting their eye in. A lap back from JJ was double podium visitor on the night **Dean Garbett** who put 0.4 laps on both **Steve White** and **Richard Booth** (matching his SR1 result) in joint sixth while **Stuart Gray's** great night continued with 8th, a tenth further back.

After the 15 PBs recorded in SR1 there were but two in SR2, the first set by **Tom Gray**, 0.5 laps behind dad in ninth. His sixth in Qualifying beat his seventh in SR1. Winning Group D here and taking two Group C wins earlier in the Evening meant Tom took home 24 Group points during the Evening moving into second behind **Phil Rees**, who only recorded 15, 2.5 points now the gap. **Lewis Blacker** rounded out the top ten with his best SR result of the night after his 14th in the previous Round. **Lee Pateman** also moved up a place to 11th joining the 50+ lap group on 54.7 laps. He was followed home by father son team of **Jag Kalyan** and **Daniel Kalyan** with 0.6 laps separating the two.

dherc Brands Hatch Indy Carrera Digital Sprint Race 02, Round 25 - 01 August 2023																						
Qualifying				Final Position						Fastest Lap						Final Points				Group Points		
Pos	Competitor	Time	MPH	Pos	Grp	Fin	Pts	Competitor	Laps	Pts	Pos	Grp	Competitor	Time	MPH	Pts	Pos	Competitor	Pts	Pos	Competitor	Pts
1	S Goodlip	4.193	10.461	1	A1	A1	3.0	S Goodlip	65.6	20.0	1	A3	A Smith	4.216	10.404	2.5	1	S Goodlip	22.0	1	R Booth	4.0
2	A Smith	4.258	10.301	2	A3	A2	3.0	A Smith	58.9	16.5	2	A1	S Goodlip	4.217	10.402	2.0	2	A Smith	19.0	2	S Gray	3.5
3	S White	4.413	9.940	2	B1	B1	3.0	N Simey	58.9	16.5	3	A4	S White	4.434	9.893	1.5	3	N Simey	17.0	2	A Staniec	3.5
4	JJ Hughes-Dowd	4.427	9.908	4	A2	A3	2.0	JJ Hughes-Dowd	58.6	13.0	4	A2	JJ Hughes-Dowd	4.448	9.861	1.0	4	JJ Hughes-Dowd	14.0	4	S Goodlip	3.0
5	N Simey	4.576	9.586	5	B3	B2	3.0	D Garbett	57.6	12.0	5	B1	N Simey	4.492	9.785	0.5	5	S White	12.5	4	T Gray	3.0
6	T Gray	4.587	9.563	6	A4	A4	1.5	S White	57.2	11.0	6	D1	T Gray	4.542	9.657		6	D Garbett	12.0	4	A Smith	3.0
7	D Garbett	4.709	9.315	6	C3	C1	4.0	R Booth	57.2	11.0	7	B3	D Garbett	4.611	9.513		7	R Booth	11.0	4	N Simey	3.0
8	P Rees	4.721	9.291	8	C4	C2	3.5	S Gray	57.1	10.0	8	B4	P Rees	4.692	9.349		8	S Gray	10.0	4	D Garbett	3.0
9	S Gray	4.842	9.059	9	D1	D1	3.0	T Gray	56.6	9.5	9	C4	S Gray	4.781	9.175		9	T Gray	9.5	4	L Patterson	3.0
10	J Kalyan	4.865	9.016	10	B2	B3	2.0	L Blacker	55.9	9.0	10	D2	J Kalyan	4.790	9.157		10	L Blacker	9.0	4	JT Hughes-Dowd	3.0
11	L Blacker	4.880	8.988	11	C1	C3	2.0	L Pateman	54.7	8.5	11	D3	D Kalyan	4.807	9.125		11	L Pateman	8.5	11	L Edwards	2.5
12	R Booth	4.901	8.950	12	D2	D2	2.5	J Kalyan	52.7	8.0	12	B2	L Blacker	4.824	9.093		12	J Kalyan	8.0	11	J Kalyan	2.5
13	D Edwards	4.927	8.903	13	D3	D3	2.0	D Kalyan	52.1	7.5	13	C3	R Booth	4.830	9.081		13	D Kalyan	7.5	13	M Dutson	2.0
14	L Pateman	5.080	8.635	14	C2	C4	1.5	D Edwards	49.8	7.0	14	C2	D Edwards	4.856	9.033		14	D Edwards	7.0	13	JJ Hughes-Dowd	2.0
15	D Kalyan	5.109	8.586	15	F2	F1	3.5	A Staniec	48.0	6.5	15	E1	L Pateman	4.976	8.815		15	A Staniec	6.5	13	L Blacker	2.0
16	JT Hughes-Dowd	5.156	8.507	16	D4	D4	1.5	M Smith	47.3	6.0	16	E3	L Patterson	5.114	8.577		16	M Smith	6.0	13	L Pateman	2.0
17	L Patterson	5.269	8.325	17	E1	E1	3.0	JT Hughes-Dowd	47.2	5.5	17	E1	JT Hughes-Dowd	5.162	8.497		17	JT Hughes-Dowd	5.5	13	D Kalyan	2.0
18	M Smith	5.370	8.168	18	F1	F2	2.5	L Edwards	46.3	5.0	18	F3	M Dutson	5.294	8.285		18	L Edwards	5.0	13	S Rankin	2.0
19	M Dutson	5.612	7.816	19	F3	F3	2.0	M Dutson	45.7	4.5	19	D4	M Smith	5.374	8.162		19	M Dutson	4.5	19	S White	1.5
20	S Rankin	5.691	7.708	20	E3	E2	3.0	L Patterson	42.4	4.0	20	F2	A Staniec	5.402	8.120		20	L Patterson	4.0	19	M Smith	1.5
21	A Staniec	5.782	7.613	21	E2	E3	2.0	S Rankin	36.9	3.5	21	E2	S Rankin	5.703	7.691		21	S Rankin	3.5	19	D Edwards	1.5
22	L Edwards	6.142	7.142	22	B4	B4	1.5	P Rees	21.1	3.0	22	F1	L Edwards	5.895	7.441		22	P Rees	3.0	19	P Rees	1.5

Just missing out on 50 laps was **Dave Edwards** on 49.8, although he had well surpassed the 50 lap mark in SR1. The lower score this time left him in 14th while **Andrew Staniec** made it a clean sweep of Group wins on the night taking his seventh consecutive win (only JJ has more with ten!) on his way to 15th.

Mick Smith and **JT Hughes-Dowd** were only separated by a tenth of a lap in 17th and 18th respectively, Mick equalling his career best finish for the third time. And funny enough, would you know it, so did JT. What would we do without our stats? **Laura Edwards'** eight more laps than SR1 saw her move up from 21st to 18th. **Macaully Dutson** also moved up three places, his Lambo now working properly, taking 19th.

Lee Patterson was the other racer to take a PB in SR2. Finishing in 20th he set the 16th fastest lap, one better than in SR1 and three better than in Round 22's 15-minute race, earlier in the Evening.

Simon Rankin dropped 2.5 laps and a place compared to SR1 while Phil stepped down after 21.1 laps, still suffering from tyre problems, meaning he was unable to compete competitively.

Overall the Sprint Races seemed a great success, we look forward to the second two later in the year on Sakhir's Outer Loop circuit.





Sprint Race Group C – Lee, Stuart, Richard and Dave



Sprint Race Group B – Nick, Phil, Dean and Lewis

Everyone's
Best Results
At This Circuit



What are my Best Scores?
Who Have I Beaten?

Sprint Races





Sprint Race Group A – Steve, Angus, JJ and Simon



Phil setting off the either the 21st or 22nd and final races of the Evening.



Brands Hatch Indy - Best Off Chart




Qualifying / Fastest Lap					Race Laps			
Pos	Competitor	Fastest	MPH	Date	Pos	Competitor	Laps	Date
1	S Goodlip	4.193	10.461	01-Aug-23	1	S Goodlip	65.6	01-Aug-23
2	A Smith	4.216	10.404	01-Aug-23	2	A Smith	62.3	01-Aug-23
3	S White	4.413	9.940	01-Aug-23	3	D Garbett	59.1	01-Aug-23
4	JJ Hughes-Dowd	4.427	9.908	01-Aug-23	4	N Sismey	58.9	01-Aug-23
5	N Sismey	4.492	9.765	01-Aug-23	5	JJ Hughes-Dowd	58.6	01-Aug-23
6	T Gray	4.542	9.657	01-Aug-23	6	J Kalyan	57.8	01-Aug-23
7	D Garbett	4.611	9.513	01-Aug-23	7	S White	57.2	01-Aug-23
8	P Rees	4.692	9.349	01-Aug-23	7	R Booth	57.2	01-Aug-23
9	S Gray	4.781	9.175	01-Aug-23	9	S Gray	57.1	01-Aug-23
10	J Kalyan	4.790	9.157	01-Aug-23	10	T Gray	56.6	01-Aug-23
11	D Kalyan	4.807	9.125	01-Aug-23	11	L Blacker	55.9	01-Aug-23
12	L Blacker	4.824	9.093	01-Aug-23	12	D Edwards	55.2	01-Aug-23
13	R Booth	4.830	9.081	01-Aug-23	13	L Pateman	54.7	01-Aug-23
14	D Edwards	4.856	9.033	01-Aug-23	14	D Kalyan	53.0	01-Aug-23
15	L Pateman	4.976	8.815	01-Aug-23	15	A Staniec	48.2	01-Aug-23
16	L Patterson	5.114	8.577	01-Aug-23	16	M Smith	47.3	01-Aug-23
17	JT Hughes-Dowd	5.156	8.507	01-Aug-23	17	JT Hughes-Dowd	47.2	01-Aug-23
18	M Dutson	5.294	8.285	01-Aug-23	18	L Edwards	46.3	01-Aug-23
19	M Smith	5.370	8.168	01-Aug-23	19	L Patterson	46.1	01-Aug-23
20	A Staniec	5.402	8.120	01-Aug-23	19	P Rees	46.1	01-Aug-23
21	S Rankin	5.691	7.708	01-Aug-23	21	M Dutson	45.7	01-Aug-23
22	L Edwards	5.895	7.441	01-Aug-23	22	S Rankin	39.5	01-Aug-23





To quote Lewis' partner Sophie Aisthorpe, "That's a wrap!"

Championship Tables



Those All Important
Points!

DHORC Carrera Digital Championship 2023

Pos	Competitor	Total	Best	Diff
		All Scores	75%	
1	S Goodlip	884.0	884.0	
2	A Smith	853.0	853.0	31
3	M Thorpe	555.0	555.0	298
4	N Sismey	551.5	551.5	3.5
5	P Rees	517.0	517.0	35
6	D Garbett	493.5	493.5	24
7	S White	486.5	486.5	7
8	JJ Hughes-Dowd	483.5	483.5	3
9	G Peach	458.0	458.0	26
10	L Blacker	427.0	427.0	31
11	R Booth	399.0	399.0	28
12	T Gray	395.0	395.0	4
13	J Kalyan	340.0	340.0	55
14	S Gray	333.0	333.0	7
15	D Edwards	285.0	285.0	48
16	J Lamb	233.0	233.0	52
16	G Skipp	233.0	233.0	0
16	D Kalyan	233.0	233.0	0
19	J Yates	217.0	217.0	16
20	L Edwards	208.5	208.5	8.5
21	L Pateman	188.5	188.5	20
22	J Johnson	181.0	181.0	7.5
23	M Dutson	164.5	164.5	17
24	JT Hughes-Dowd	164.0	164.0	0.5
25	D Hughes-Dowd	115.0	115.0	49
26	L Smith	100.0	100.0	15
27	S Rankin	98.5	98.5	1.5
28	M Smith	97.0	97.0	1.5
28	A Staniec	97.0	97.0	0
30	C Cooper	80.0	80.0	17
31	L Patterson	65.0	65.0	15
32	A Woodhouse	21.0	21.0	44

DHORC Carrera Digital Group Challenge 2023

Pos	Competitor	Group Wins	Results	
			All Points	Turn Up Rate
1	P Rees	6	150.0	100.00%
2	T Gray	9	147.5	100.00%
3	JJ Hughes-Dowd	13	133.5	100.00%
4	S Gray	6	133.0	100.00%
5	A Smith	9	130.0	100.00%
6	M Thorpe	7	129.0	92.00%
7	S Goodlip	11	123.5	100.00%
8	R Booth	6	117.0	100.00%
9	D Kalyan	5	109.0	100.00%
10	JT Hughes-Dowd	3	106.0	100.00%
11	M Dutson	3	104.0	96.00%
12	J Lamb	8	103.0	84.00%
13	J Kalyan	3	102.0	100.00%
14	L Blacker	6	95.0	88.00%
15	L Edwards	5	93.0	76.00%
15	D Garbett	3	93.0	76.00%
17	N Sismey	2	80.5	100.00%
17	D Edwards	3	80.5	88.00%
19	J Johnson	5	70.0	52.00%
19	D Hughes-Dowd	0	70.0	84.00%
21	A Staniec	7	66.0	76.92%
22	S White	2	65.5	76.00%
23	G Peach	0	63.0	72.00%
24	J Yates	2	53.0	48.00%
25	G Skipp	3	52.0	80.00%
26	M Smith	1	47.0	100.00%
27	S Rankin	0	44.0	76.00%
28	L Pateman	0	36.5	66.67%
29	L Patterson	0	32.0	100.00%
30	L Smith	0	19.0	36.00%
31	A Woodhouse	0	18.0	50.00%
32	C Cooper	0	17.0	20.83%

Pos	Competitor	DHORC Carrera Digital Championship 2023																												Total All	Best 75%	Diff																																																																																																																																						
		17-Jan	17-Jan	17-Jan	07-Feb	07-Feb	07-Feb	07-Mar	07-Mar	07-Mar	28-Mar	28-Mar	09-May	09-May	09-May	13-Jun	13-Jun	13-Jun	15-Jun	15-Jun	04-Jul	04-Jul	04-Jul	21-Aug	21-Aug	21-Aug	23-Aug	23-Aug	24-Aug				24-Aug	25-Aug	25-Aug	26-Aug	26-Aug	27-Aug	27-Aug	28-Aug	28-Aug	29-Aug	29-Aug	30-Aug	30-Aug	31-Aug	31-Aug	01-Sep	01-Sep	02-Sep	02-Sep	03-Sep	03-Sep	04-Sep	04-Sep	05-Sep	05-Sep	06-Sep	06-Sep	07-Sep	07-Sep	08-Sep	08-Sep	09-Sep	09-Sep	10-Sep	10-Sep	11-Sep	11-Sep	12-Sep	12-Sep	13-Sep	13-Sep	14-Sep	14-Sep	15-Sep	15-Sep	16-Sep	16-Sep	17-Sep	17-Sep	18-Sep	18-Sep	19-Sep	19-Sep	20-Sep	20-Sep	21-Sep	21-Sep	22-Sep	22-Sep	23-Sep	23-Sep	24-Sep	24-Sep	25-Sep	25-Sep	26-Sep	26-Sep	27-Sep	27-Sep	28-Sep	28-Sep	29-Sep	29-Sep	30-Sep	30-Sep	01-Oct	01-Oct	02-Oct	02-Oct	03-Oct	03-Oct	04-Oct	04-Oct	05-Oct	05-Oct	06-Oct	06-Oct	07-Oct	07-Oct	08-Oct	08-Oct	09-Oct	09-Oct	10-Oct	10-Oct	11-Oct	11-Oct	12-Oct	12-Oct	13-Oct	13-Oct	14-Oct	14-Oct	15-Oct	15-Oct	16-Oct	16-Oct	17-Oct	17-Oct	18-Oct	18-Oct	19-Oct	19-Oct	20-Oct	20-Oct	21-Oct	21-Oct	22-Oct	22-Oct	23-Oct	23-Oct	24-Oct	24-Oct	25-Oct	25-Oct	26-Oct	26-Oct	27-Oct	27-Oct	28-Oct	28-Oct	29-Oct	29-Oct	30-Oct
1	S Goodlip	37	44	42	34	44	32	45	45	45	37	44	44	30	38	31	22	31	45	30	30	30	21	38	34	34	19.0	22.0	41.0	884.0	884.0	33	31																																																																																																																																					
2	A Smith	45	33	27	44	34	33	37	37	45	38	38	29	32	23	23	26	29	29	29	25	31	44	44	44	22.0	19.0	41.0	853.0	853.0	31	298																																																																																																																																						
3	M Thorpe	21	24	29	21	24	21	29	26	29	30	26	21	22	21	33	29	24	22	19	22	12	24	18	19	19	DNS	DNS	DNS	555.0	555.0	3.5	34.5																																																																																																																																					
4	N Slaney	20	22	18	24	19	22	27	20	25	20	24	24	45	26	28	22	19	21	22	18	21	18	19	19	10.5	17.0	27.5	551.5	551.5	8.0	23.5																																																																																																																																						
5	P Rees	24	22	26	20	16	21	22	22	24	21	22	24	18	22	24	22	19	29	19	22	24	24	24	24	5.0	3.0	8.0	517.0	517.0	7	23.5																																																																																																																																						
6	D Garbett	31	38	37	34	28	35	DNS	DNS	DNS	DNS	DNS	6	25	33	26	22	12	31	33	24	30	22	30	22	14.5	12.0	26.5	493.5	493.5	3	7																																																																																																																																						
7	S White	23	22	23	22	27	45	27	25	23	DNS	DNS	23	21	21	33	41	30	22	35	11.0	12.5	23.5	486.5	486.5	3	25.5																																																																																																																																											
8	JJ Hughes-Dowd	6	5	4	10	7	12	16	13	16	12	12	36	23	43	43	22	30	23	26	44	29	17	8.5	14.0	22.5	483.5	483.5	25.5	28																																																																																																																																								
9	G Pritch	29	28	25	25	34	18	24	32	29	29	25	32	21	24	21	20	22	20	DNS	DNS	DNS	DNS	DNS	DNS	DNS	DNS	DNS	DNS	458.0	458.0	28	4																																																																																																																																					
10	L Blacker	14	17	21	16	21	16	21	17	9	24	31	12	24	40	27	DNS	DNS	DNS	DNS	4	26	23	24	26	7.0	9.0	16.0	427.0	427.0	31	28																																																																																																																																						
11	R Booth	11	18	16	19	18	16	19	21	19	21	20	10	12	16	9	14	16	17	14	18	16	17	14	18	11.0	11.0	22.0	390.0	390.0	4	55																																																																																																																																						
12	T Gray	18	20	16	15	15	9	13	16	20	19	18	16	15	14	15	14	15	17	18	16	17	19	18	10.5	9.5	20.0	395.0	395.0	4	48																																																																																																																																							
13	J Kalyan	12	14	19	7	11	10	17	12	11	18	17	17	14	17	8	15	13	13	15	10	17	17	17	13.0	8.0	21.0	340.0	340.0	7	4																																																																																																																																							
14	S Gray	16	9	12	8	13	14	14	15	13	15	14	16	16	13	14	13	14	16	17	14	11	12	12	12.0	10.0	22.0	333.0	333.0	48	52																																																																																																																																							
15	D Edwards	15	12	13	13	9	6	DNS	DNS	DNS	14	16	13	17	14	15	17	16	15	13	12	15	15	15	9	9.0	7.0	16.0	285.0	285.0	0	31																																																																																																																																						
16	J Lamb	5	13	10	8	10	11	15	15	14	15	14	18	12	10	10	11	10	12	7	8	5	DNS	DNS	DNS	DNS	DNS	DNS	233.0	233.0	0	4																																																																																																																																						
16	G Skipp	DNS	DNS	DNS	DNS	DNS	DNS	DNS	DNS	DNS	DNS	DNS	DNS	37	41	35	25	21	33	21	33	21	20	DNS	DNS	DNS	DNS	233.0	233.0	0	16																																																																																																																																							
16	D Kalyan	8	4	7	6	6	5	12	11	13	8	9	8	6	8	10	10	11	7	14	13	13	13	15	8.5	7.5	16.0	233.0	233.0	0	16																																																																																																																																							
19	J Yates	19	15	18	17	17	17	18	20	17	16	20	23	DNS	DNS	DNS	DNS	DNS	DNS	DNS	DNS	DNS	DNS	DNS	DNS	DNS	DNS	DNS	217.0	217.0	8.5	4																																																																																																																																						
20	L Edwards	10	8	6	9	14	8	DNS	DNS	DNS	10	11	11	18	19	17	13	17	19	DNS	DNS	DNS	DNS	6	4	3.5	5.0	8.5	208.5	208.5	20	17.5																																																																																																																																						
21	L Pateman	17	10	9	14	13	15	DNS	DNS	DNS	DNS	19	13	19	DNS	DNS	DNS	10	3	3	14	13	14	13	8.0	8.5	16.5	188.5	188.5	7.5	16.5																																																																																																																																							
21	J Johnson	14	11	5	11	16	19	21	20	18	17	7	20	2	DNS	DNS	DNS	DNS	DNS	DNS	DNS	DNS	DNS	DNS	DNS	DNS	DNS	181.0	181.0	16.5	17																																																																																																																																							
23	M Dutton	7	2	2	3	5	4	7	10	7	9	10	9	13	11	12	8	9	10	DNS	DNS	DNS	5	4	6	3.0	4.5	7.5	164.5	164.5	0.5	44																																																																																																																																						
24	JJ Hughes-Dowd	4	6	3	5	3	7	9	9	11	8	8	6	7	6	5	6	7	6	6	7	8	8	8	7	5.5	5.5	11.0	164.0	164.0	15	44																																																																																																																																						
25	D Hughes-Dowd	9	7	11	2	2	2	8	8	8	5	5	5	5	5	6	7	7	10	9	9	6	DNS	DNS	DNS	DNS	DNS	DNS	115.0	115.0	1.5	49																																																																																																																																						
26	L Smith	2	3	1	2	4	4	3	10	7	12	6	6	7	3	4	DNS	DNS	DNS	DNS	DNS	DNS	5	5	4.0	3.5	7.5	98.5	98.5	0	17																																																																																																																																							
27	S Rankin	3	1	8	4	4	3	DNS	DNS	DNS	DNS	DNS	9	7	7	7	4	DNS	DNS	DNS	DNS	DNS	DNS	5	8	6.0	6.0	12.0	97.0	97.0	0	15																																																																																																																																						
28	M Smith	DNS	DNS	DNS	DNS	DNS	DNS	DNS	DNS	DNS	DNS	DNS	DNS	9	7	7	12	6	5	9	6	7	8	7	6.5	6.5	13.0	97.0	97.0	0	15																																																																																																																																							
28	A Staniec	DNS	DNS	DNS	DNS	DNS	DNS	DNS	DNS	DNS	DNS	DNS	11	10	11	DNS	DNS	DNS	DNS	12	10	11	9	10	5.5	6.5	13.0	97.0	97.0	0	17																																																																																																																																							
30	C Cooper	DNS	16	14	18	12	20	DNS	DNS	DNS	DNS	DNS	DNS	DNS	DNS	DNS	DNS	DNS	DNS	DNS	DNS	DNS	DNS	DNS	DNS	DNS	DNS	80.0	80.0	15	44																																																																																																																																							
31	L Patterson	DNS	DNS	DNS	DNS	DNS	DNS	DNS	DNS	DNS	DNS	DNS	8	4	3	5	5	8	5	4	7	4	3	5.0	4.0	9.0	65.0	65.0	0	44																																																																																																																																								
32	A Woodhouse	DNS	DNS	DNS	DNS	DNS	DNS	DNS	DNS	DNS	DNS	DNS	DNS	DNS	DNS	DNS	DNS	DNS	DNS	DNS	DNS	DNS	DNS	10	11	DNS	DNS	DNS	21.0	21.0	44	44																																																																																																																																						
Camera Digital Race		34	35	36	37	38	39	40	41	42	43	44	45	46	47	48	49	50	51	52	53	54	55	56	57	58	Total	58	33	Diff																																																																																																																																								

DHORC Carrera Digital Group Challenge 2023

Pos	Competitor	Group Wins		17-Jan		07-Feb		07-Mar		28-Mar		09-May		13-Jun		04-Jul		01-Aug		01-Aug		Results			
		Imeda	Imeda	Imeda	Imeda	P Ric	P Ric	P Ric	P Ric	R Af	R Af	R Af	R Af	B Hatch	B Hatch	B Hatch	B Hatch	B Hatch	B Hatch	B Hatch	B Hatch	Turn Up	Points	Rate	
1	P Rees	11	9	7	3	6	6	8	8	4	3	6	3	4	3	5	9	3	5	7	1.5	150.0	100.00%		
2	T Gray	8	10	7	7	5	2	4	8	6	5	4	3	5	5	6	6	6	9	9	2.5	3.0	147.5	100.00%	
3	JJ Hughes-Dowd	6	5	5	5	6	6	6	6	8	8	8	8	3	6	5	5	6	4	1	1.5	2.0	133.5	100.00%	
4	S Gray	9	5	7	7	4	4	4	4	6	6	6	4	4	4	6	10	4	2	3	4.5	3.5	133.0	100.00%	
5	A Smith	6	5	4	4	5	5	5	7	5	5	2	7	7	5	7	3	5	8	8	4.0	3.0	130.0	100.00%	
6	M Thorpe	8	10	5	7	5	6	6	6	4	4	5	4	5	4	7	3	5	2	6	DNS	DNS	129.0	92.00%	
7	S Goodlip	5	7	7	4	7	7	7	5	6	6	4	6	5	6	3	4	1	5	4	2.5	3.0	123.5	100.00%	
8	R Booth	5	9	7	7	5	6	5	5	5	2	2	2	2	2	5	3	6	4	5	3.0	4.0	117.0	100.00%	
9	D Kalyan	4	4	4	4	3	5	5	4	4	4	4	4	5	4	6	6	6	6	6	2.0	2.0	109.0	100.00%	
10	JT Hughes-Dowd	6	8	6	5	3	7	3	6	4	2	6	4	2	3	4	3	5	4	3	3.0	3.0	106.0	100.00%	
11	M Durison	2	2	1	4	4	4	5	5	5	5	7	7	4	5	DNS	4	4	4	6	2.0	2.0	104.0	96.00%	
12	J Lamb	8	2	2	5	5	6	6	6	6	6	5	4	5	6	5	5	5	5	DNS	DNS	DNS	84.00%		
13	J Kalyan	4	7	7	3	6	4	2	2	4	2	4	3	7	3	5	4	1	8	8	3.5	2.5	102.0	100.00%	
14	L Blacker	6	3	4	2	5	6	3	3	5	7	7	7	7	DNS	DNS	2	6	4	5	6	2.0	2.0	95.0	88.00%
15	L Edwards	5	2	1	4	6	4	DNS	DNS	5	5	8	8	3	9	9	DNS	DNS	5	4	2.5	2.5	93.0	76.00%	
16	D Garrett	3	2	6	3	6	DNS	DNS	DNS	2	3	8	9	3	1	7	9	5	7	3	4.0	3.0	93.0	76.00%	
17	N Slimey	2	1	5	1	5	6	2	4	2	3	6	6	5	1	2	2	2	2	1	2.5	3.0	80.5	100.00%	
18	D Edwards	3	4	3	4	2	2	DNS	DNS	4	6	2	5	6	6	6	2	2	5	3	2	2.0	1.5	80.5	88.00%
19	D Johnson	5	5	2	7	7	9	5	2	7	2	DNS	DNS	DNS	DNS	DNS	DNS	DNS	DNS	DNS	DNS	DNS	70.0	52.00%	
20	D Hughes-Dowd	4	4	4	1	1	2	4	2	1	1	3	5	5	3	7	8	8	2	DNS	DNS	DNS	70.0	84.00%	
21	A Staniec	DNS	DNS	DNS	DNS	DNS	DNS	DNS	DNS	6	8	8	DNS	DNS	DNS	7	8	8	7	7	3.5	3.5	66.0	76.92%	
22	S White	2	1	3	1	2	9	3	3	2	DNS	DNS	DNS	1	4	2	6	8	6	2	2.0	1.5	65.5	76.00%	
23	G Peach	5	5	3	2	8	2	5	5	3	2	3	2	4	3	DNS	DNS	DNS	DNS	DNS	DNS	DNS	63.0	72.00%	
24	J Yates	6	4	6	4	4	5	5	2	3	5	DNS	DNS	DNS	DNS	DNS	DNS	DNS	DNS	DNS	DNS	DNS	53.0	48.00%	
25	G Skipp	3	DNS	DNS	DNS	DNS	DNS	DNS	DNS	DNS	DNS	DNS	DNS	8	10	2	2	10	5	5	DNS	DNS	52.0	80.00%	
26	M Smith	1	DNS	DNS	DNS	DNS	DNS	DNS	DNS	3	3	3	8	4	3	5	3	5	3	4	1.5	1.5	47.0	100.00%	
27	S Rankin	1	1	7	2	3	2	4	2	4	2	1	1	DNS	DNS	DNS	DNS	DNS	2	2	2.0	2.0	44.0	76.00%	
28	L Pateman	4	1	1	2	1	DNS	DNS	DNS	DNS	DNS	3	3	3	DNS	DNS	4	2	4	2	1.5	2.0	36.5	66.67%	
29	L Patterson	DNS	DNS	DNS	DNS	DNS	DNS	DNS	DNS	DNS	DNS	2	2	3	5	2	2	2	1	3	3.0	3.0	32.0	100.00%	
30	L Smith	1	1	2	DNS	DNS	DNS	DNS	2	3	5	DNS	DNS	DNS	DNS	1	1	3	DNS	DNS	DNS	DNS	19.0	36.00%	
31	A Woodhouse	DNS	DNS	DNS	DNS	DNS	DNS	DNS	DNS	DNS	DNS	DNS	DNS	DNS	DNS	DNS	DNS	DNS	9	9	DNS	DNS	18.0	50.00%	
32	C Cooper	DNS	3	3	5	1	5	DNS	DNS	DNS	DNS	DNS	DNS	DNS	DNS	DNS	DNS	DNS	DNS	DNS	DNS	DNS	17.0	20.83%	
Turn Up Rates		128		100.00%	100.00%	94.30%	94.30%	96.30%	77.76%	77.76%	85.19%	85.19%	83.33%	83.33%	74.19%	74.19%	77.42%	80.65%	76.13%	76.13%	68.75%	68.75%	AVE	62.94%	

Members' Statistics

DHORC Carrera 2022 - 2023 Stats 1 - After CD58

Meetings Attended			Driver Ranking			Group Race Wins			
Pos	Competitor	No	Pos	Competitor	Score	Pos	Competitor	No	CS
1	A Smith	58	1	S Goodlip	2.778	1	A Smith	26	(6)
1	P Rees	58	2	1 A Smith	3.000	2	P Rees	17	(3)
1	N Sismey	58	3	1 S White	4.519	2	S Goodlip	17	(3)
4	R Booth	55	4	2 JJ Hughes-Dowd	4.630	4	JJ Hughes-Dowd	15	(10)
4	S Gray	55	5	2 G Peach	5.741	5	L Blacker	14	(4)
6	M Thorpe	53	6	G Skipp	6.250	6	D Garbett	13	(3)
7	S White	52	7	2 D Garbett	6.667	7	M Thorpe	12	(3)
7	D Edwards	52	8	3 N Sismey	6.926	8	L Edwards	11	(3)
7	S Goodlip	52	9	1 L Blacker	7.333	8	T Gray	11	(3)
10	L Blacker	49	10	M Thorpe	8.111	10	S Gray	10	(3)
10	D Garbett	49	11	1 J Yates	8.259	11	D Edwards	9	(5)
12	G Peach	48	12	1 P Rees	8.963	12	J Lamb	8	(6)
12	M Dutson	48	13	6 T Gray	11.333	12	J Kalyan	8	(3)
14	L Edwards	46	14	1 J Johnson	11.630	12	R Booth	8	(3)
15	D Kalyan	43	15	1 R Booth	12.370	15	S White	7	(2)
16	J Lamb	42	16	1 S Gray	13.000	15	A Staniec	7	(7)
17	L Pateman	40	17	2 D Edwards	13.074	17	G Peach	6	(3)
17	J Kalyan	40	18	1 J Kalyan	13.519	17	J Yates	6	
19	T Gray	37	19	5 L Pateman	14.185	17	N Sismey	6	
20	L Smith	35	20	2 D Kaylan	14.963	17	D Kaylan	6	(5)
21	C Cooper	31	21	3 L Edwards	16.185	21	J Johnson	5	(4)
21	S Rankin	31	22	1 L Smith	16.667	22	L Pateman	4	(3)
21	JJ Hughes-Dowd	31	23	4 JT Hughes-Dowd	19.000	23	C Cooper	3	
24	JT Hughes-Dowd	28	24	1 M Smith	19.333	23	L Smith	3	
25	D Hughes-Dowd	27	25	A Staniec	19.556	23	M Dutson	3	(3)
26	J Yates	24	26	2 J Lamb	19.704	23	G Skipp	3	(2)
27	J Johnson	19	27	A Woodhouse	20.167	23	JT Hughes-Dowd	3	(2)
28	M Smith	13	28	2 L Patterson	20.407	28	R Hill	1	
28	L Patterson	13	29	4 M Dutson	20.926	28	M Smith	1	
30	A Staniec	10	30	1 D Hughes-Dowd	21.000				
31	R Hill	9	31	3 S Rankin	22.037				
32	G Skipp	8	RET	C Cooper	10.222				
33	JD Hughes-Dowd	3	RET	R Hill	11.852				
34	A Woodhouse	2	RET	JD Hughes-Dowd	21.889				

(Driver Ranking = Average Position in Qualifying, Final Position & Fastest Lap Over Last 9 club nights)

Orange = No Change, Green = Improvement, Red = Deterioration, White = New, Blue = Retired

DHORC Carrera 2022 - 2023 Stats 2 - After CD 58

Poles				Wins				Fastest Laps			
Pos	Competitor	No	CS	Pos	Competitor	No	CS	Pos	Competitor	No	CS
1	A Smith	31	(9)	1	A Smith	23	(4)	1	A Smith	35	(14)
2	S Goodlip	13	(5)	2	D Garbett	10	(3)	2	S Goodlip	13	(4)
3	J Lamb	3	(3)	3	S Goodlip	11	(3)	3	S White	3	
3	D Garbett	3		4	S White	5	(2)	4	N Sismey	2	
3	G Peach	3	(2)	5	JJ Hughes-Dowd	3	(2)	5	J Lamb	1	
6	N Sismey	2	(2)	6	P Rees	2		5	L Pateman	1	
6	S White	2		6	N Sismey	2		5	D Garbett	1	
8	L Pateman	1		8	L Blacker	1		5	G Peach	1	
				8	G Skipp	1		5	JJ Hughes-Dowd	1	

DHORC Carrera Stats 3 - CD 58

Poles		Competitor		
Records		Name	Total	2023
All Time		A Smith	31	7
A Smith	31	S Goodlip	13	12
Season		J Lamb	3	
A Smith	24	D Garbett	3	
		G Peach	3	2
		N Sismey	2	2
		S White	2	2
		L Pateman	1	

Wins		Competitor		
Records		Name	Total	2023
All Time		A Smith	23	7
A Smith	23	D Garbett	10	
Season		S Goodlip	11	10
A Smith	16	S White	5	2
		JJ Hughes-Dowd	3	3
		P Rees	2	
		N Sismey	2	1
		L Blacker	1	1
		G Skipp	1	1

Fastest Laps		Competitor		
Records		Name	Total	2023
All Time		A Smith	35	8
A Smith	35	S Goodlip	13	11
Season		S White	3	2
A Smith	27	N Sismey	2	1
		J Lamb	1	
		L Pateman	1	
		D Garbett	1	1
		G Peach	1	1
		JJ Hughes-Dowd	1	1

Best DHORC Carrera Position Records 2022 - 2023 - After CD 58

Qualifying						Final Position						Fastest Lap					
Pos	Competitor	DHORC-CD	Gap	Date		Pos	Competitor	DHORC-DC	Gap	Date		Pos	Competitor	DHORC-CD	Gap	Date	
1	S Goodlip	58	0	01-Aug-23		1	S Goodlip	58	0	01-Aug-23		1	A Smith	58	0	01-Aug-23	
1	S White	57	1	01-Aug-23		1	A Smith	57	1	01-Aug-23		1	S Goodlip	57	1	01-Aug-23	
1	A Smith	54	4	04-Jul-23		1	JJ Hughes-Dowd	54	4	04-Jul-23		1	JJ Hughes-Dowd	53	5	04-Jul-23	
1	N Sismey	48	10	09-May-23		1	S White	53	5	04-Jul-23		1	S White	49	9	13-Jun-23	
1	G Peach	38	20	07-Feb-23		1	G Skipp	50	8	13-Jun-23		1	N Sismey	46	12	09-May-23	
1	D Garbett	19	39	16-Aug-22		1	L Blacker	47	11	09-May-23		1	G Peach	36	22	17-Jan-23	
1	J Lamb	9	49	22-Mar-22		1	N Sismey	46	12	09-May-23		1	D Garbett	35	23	17-Jan-23	
1	L Pateman	6	52	15-Feb-22		1	D Garbett	28	30	22-Nov-22		1	L Pateman	5	53	15-Feb-22	
2	JJ Hughes-Dowd	51	7	13-Jun-23		1	P Rees	14	44	31-May-22		1	J Lamb	3	55	18-Jan-22	
2	L Blacker	40	18	07-Mar-23		2	M Thorpe	49	9	13-Jun-23		2	G Skipp	49	9	13-Jun-23	
2	P Rees	1	57	18-Jan-22		2	G Peach	38	20	07-Feb-23		3	L Blacker	54	4	04-Jul-23	
3	J Yates	34	24	17-Jan-23		2	L Pateman	4	54	15-Feb-22		4	J Yates	45	13	28-Mar-23	
3	M Thorpe	19	39	16-Aug-22		2	J Lamb	1	57	18-Jan-22		4	P Rees	1	57	18-Jan-22	
4	R Booth	57	1	01-Aug-23		3	C Cooper	22	36	23-Aug-22		5	M Thorpe	15	43	31-May-22	
4	G Skipp	52	6	04-Jul-23		4	J Kalyan	57	1	01-Aug-23		6	T Gray	57	1	01-Aug-23	
4	C Cooper	19	39	16-Aug-22		4	L Smith	10	48	12-Apr-22		6	R Booth	36	22	17-Jan-23	
5	J Johnson	46	12	09-May-23		5	J Yates	23	35	23-Aug-22		6	C Cooper	9	49	22-Mar-22	
5	D Edwards	25	33	25-Oct-22		5	D Edwards	8	50	22-Mar-22		7	L Smith	12	46	12-Apr-22	
6	J Kalyan	40	18	07-Mar-23		6	R Booth	57	1	01-Aug-23		7	D Edwards	7	51	22-Mar-22	
7	T Gray	58	0	01-Aug-23		6	S Gray	57	1	01-Aug-23		8	J Johnson	42	16	07-Mar-23	
8	JT Hughes-Dowd	57	1	01-Aug-23		6	T Gray	24	34	23-Aug-22		8	J Kalyan	36	22	17-Jan-23	
8	S Gray	52	6	04-Jul-23		7	J Johnson	40	18	07-Mar-23		9	S Gray	57	1	01-Aug-23	
8	L Edwards	25	33	25-Oct-22		8	L Edwards	33	25	06-Dec-22		9	D Kalyan	33	25	06-Dec-22	
10	D Kalyan	40	18	07-Mar-23		11	D Kalyan	57	1	01-Aug-23		11	M Dutson	18	40	21-Jun-22	
10	L Smith	10	48	12-Apr-22		14	D Hughes-Dowd	32	26	06-Dec-22		11	L Edwards	17	41	21-Jun-22	
11	M Smith	57	1	01-Aug-23		15	A Staniec	57	1	01-Aug-23		15	JT Hughes-Dowd	56	2	01-Aug-23	
11	S Rankin	40	18	07-Mar-23		15	M Dutson	7	51	22-Mar-22		16	L Patterson	58	0	01-Aug-23	
12	M Dutson	19	39	16-Aug-22		16	M Smith	49	9	13-Jun-23		16	M Smith	46	12	09-May-23	
13	L Patterson	57	1	01-Aug-23		16	S Rankin	42	16	07-Mar-23		16	D Hughes-Dowd	33	25	06-Dec-22	
16	D Hughes-Dowd	34	24	17-Jan-23		17	A Woodhouse	56	2	01-Aug-23		17	S Rankin	25	33	25-Oct-22	
17	A Staniec	57	1	01-Aug-23		17	JT Hughes-Dowd	42	16	07-Mar-23		18	A Staniec	47	11	09-May-23	
20	A Woodhouse	56	2	01-Aug-23		18	L Patterson	57	1	01-Aug-23		20	A Woodhouse	55	3	01-Aug-23	

Distance Covered in 2023 DHORC Carrera Champ - After Rnd 25

Pos	Competitor	Laps	Feet	Feet / Race	Miles	Races
1	S Goodlip	1,966.4	234,431	9,377	44.4	25
2	A Smith	1,956.5	233,734	9,349	44.3	25
3	N Sismey	1,873.6	223,406	8,936	42.3	25
4	P Rees	1,818.6	219,618	8,785	41.6	25
5	M Thorpe	1,779.6	218,783	9,512	41.4	23
6	T Gray	1,758.1	209,620	8,385	39.7	25
7	R Booth	1,754.3	209,363	8,375	39.7	25
8	JJ Hughes-Dowd	1,747.7	208,301	8,332	39.5	25
9	S Gray	1,700.0	202,305	8,092	38.3	25
10	J Kalyan	1,691.0	201,538	8,062	38.2	25
11	D Kalyan	1,584.6	189,139	7,566	35.8	25
12	L Blacker	1,541.5	185,987	8,454	35.2	22
13	D Edwards	1,511.1	177,603	8,073	33.6	22
14	JT Hughes-Dowd	1,466.0	174,813	6,993	33.1	25
15	S White	1,427.1	170,246	8,960	32.2	19
16	D Garbett	1,456.2	168,433	8,865	31.9	19
17	J Lamb	1,383.1	168,248	8,012	31.9	21
18	G Peach	1,395.9	166,802	9,267	31.6	18
19	M Dutson	1,387.0	165,464	6,894	31.3	24
20	L Edwards	1,263.7	145,224	7,643	27.5	19
21	D Hughes-Dowd	1,186.4	144,408	6,877	27.4	21
22	S Rankin	1,014.8	120,921	6,364	22.9	19
23	L Pateman	1,017.5	116,907	7,307	22.1	16
24	J Johnson	853.7	105,743	8,134	20.0	13
25	J Yates	840.0	104,699	8,725	19.8	12
26	M Smith	791.8	90,622	6,971	17.2	13
27	L Patterson	732.9	83,628	6,433	15.8	13
28	G Skipp	642.9	80,620	10,077	15.3	8
29	L Smith	582.4	74,939	8,327	14.2	9
30	A Staniec	628.5	73,078	7,308	13.8	10
31	C Cooper	375.9	44,168	8,834	8.4	5
32	A Woodhouse	131.2	17,887	8,943	3.4	2
Pos	Competitor	41,260.0	4,930,679.2	8,195	933.8	603



Rules & Regulations

1.0 Evenings

Two Evenings run on the same circuit, seven Race and two Sprint circuits in 2023.

1.1 Race Groups

Up to a maximum of four Race Groups of six racers based on Ranking (last 9 Races) with the top six ranked racers in Group A, then Group B, Group C and Group D. If there are less than 24 racers on an Evening then the Race Groups will be adjusted accordingly as equally as possible. **Stop Press:** We are looking at running earlier Races, from around 17:00 hours, for Reserve racers, if there are over 24 racers, as a trial. Reserve racers have advised they can arrive earlier.

1.2 Qualifying

One crash and burn lap at the end of that track's Test Night for the 1st Round at any track. For the 2nd Round on each circuit the fastest lap from either Qualifying above or the 1st Round. Thereafter the fastest lap from the last two Rounds for any subsequent Rounds.

This also reads across to Sprint Races on a shorter version of that circuit if that circuit is chosen to hold Sprint Races.

1.3 Race

15-minutes with a maximum of six cars per Race Group, with a minimum of three Races for all competitors on the night (Depending on the number of competitors) Anyone can win overall from any Race Group, the winner recording the most laps plus tenths. If more than one racer finishes on the same lap and tenth in any position it will be deemed a draw.

Races begin at 18:00 hours, racers to advise if they can't make it or will be late. We will do our best to ensure all racers run in all Races.

1.4 Race Points

Points awarded down to 24th (possibly 27th) place for each Race with additional points awarded for the top five fastest laps. 75% of the Club Nights run will count towards the Championship so if a racer competes in all Club Nights their best 75% of points will count.

Race Points													
Final Position								Fastest Lap				Final Points	
Pos	Grp	Competitor	Pts	Pos	Grp	Competitor	Pts	Pos	Competitor	Pts	Pos	Competitor	Pts
1	A1	Racer 1	40	13	D1	Racer 13	15	1	Racer 4	5	1	Racer 1	41
2	A2	Racer 2	33	14	D2	Racer 14	14	2	Racer 2	4	2	Racer 2	37
3	A3	Racer 3	29	15	B4	Racer 15	13	3	Racer 8	3	3	Racer 4	31
4	B1	Racer 4	26	16	C4	Racer 16	12	4	Racer 12	2	4	Racer 3	29
5	A4	Racer 5	24	17	C5	Racer 17	11	5	Racer 1	1	5	Racer 5	24
6	B2	Racer 6	22	18	C6	Racer 18	10				6	Racer 8	23
7	C1	Racer 7	21	19	B5	Racer 19	9				7	Racer 6	22
8	C2	Racer 8	20	20	D3	Racer 20	8				8	Racer 7	21
9	B3	Racer 9	19	21	D4	Racer 21	7				9	Racer 9	19
10	A5	Racer 10	18	22	B6	Racer 22	6				10	Racer 10	18
11	A6	Racer 11	17	23	D5	Racer 23	5				10	Racer 12	18
12	C3	Racer 12	16	24	D6	Racer 24	4				12	Racer 11 etc	17

1.5 Group Points

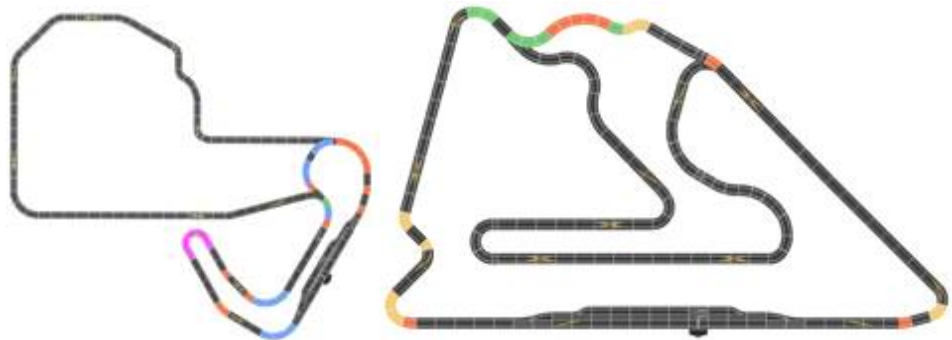
Championship based on Group Points with the same points awarded to A, B, C and D Groups. More points awarded for improved finishing position i.e. A6 winning Group A awarded 11 points (five extra points for moving up five places), A1 just 6 points.

Race Group Points						
Group Pos	Placings & Points Awarded					
	1st	2nd	3rd	4th	5th	6th
A1	6	5	4	3	2	1
A2	7	5	4	3	2	1
A3	8	6	4	3	2	1
A4	9	7	5	3	2	1
A5	10	8	6	4	2	1
A6	11	9	7	5	3	1

1.6 Sprint Race

Two 5-minutes Sprint Races at two separate Evenings with six cars per Sprint Race Group, with a maximum of two Sprint Races for all competitors on the night. Anyone can win overall from any Group, the winner recording the most laps plus tenths.

These will take place at the second Brands Hatch and Sakhir Evenings in 2023 after two 15-minute Races earlier in the evening. The Sprint Races will be run on a shorter version of the tracks.



1.7 Sprint Points

Half points awarded down to 24th (possibly 27th) place for each Sprint Race with additional half points awarded for the top five fastest laps.

Sprint Points													
Final Position								Fastest Lap			Final Points		
Pos	Grp	Competitor	Pts	Pos	Grp	Competitor	Pts	Pos	Competitor	Pts	Pos	Competitor	Pts
1	A1	Racer 1	20.0	13	D1	Racer 13	7.5	1	Racer 4	2.5	1	Racer 1	20.5
2	A2	Racer 2	16.5	14	D2	Racer 14	7.0	2	Racer 2	2.0	2	Racer 2	18.5
3	A3	Racer 3	14.5	15	B4	Racer 15	6.5	3	Racer 8	1.5	3	Racer 4	15.5
4	B1	Racer 4	13.0	16	C4	Racer 16	6.0	4	Racer 12	1.0	4	Racer 3	14.5
5	A4	Racer 5	12.0	17	C5	Racer 17	5.5	5	Racer 1	0.5	5	Racer 5	12.0
6	B2	Racer 6	11.0	18	C6	Racer 18	5.0				6	Racer 8	11.5
7	C1	Racer 7	10.5	19	B5	Racer 19	4.5				7	Racer 6	11.0
8	C2	Racer 8	10.0	20	D3	Racer 20	4.0				8	Racer 7	10.5
9	B3	Racer 9	9.5	21	D4	Racer 21	3.5				9	Racer 9	9.5
10	A5	Racer 10	9.0	22	B6	Racer 22	3.0				10	Racer 10	9.0
11	A6	Racer 11	8.5	23	D5	Racer 23	2.5				10	Racer 12	9.0
12	C3	Racer 12	8.0	24	D6	Racer 24	2.0				12	Racer 11 etc	8.5

1.8 Sprint Group Points

Half Group points awarded for each Sprint Race.

Sprint Group Points						
Group Pos	Placings & Points Awarded					
	1st	2nd	3rd	4th	5th	6th
A1	3.0	2.5	2.0	1.5	1.0	0.5
A2	3.5	2.5	2.0	1.5	1.0	0.5
A3	4.0	3.0	2.0	1.5	1.0	0.5
A4	4.5	3.5	2.5	1.5	1.0	0.5
A5	5.0	4.0	3.0	2.0	1.0	0.5
A6	5.5	4.5	3.5	2.5	1.5	0.5

1.9 Fuel Usage

Fuel usage will be reviewed for each circuit with an increased consumption agreed for any lap completed under an agreed lap time. Fuel stops will add 10% of a full tank per second.

1.10 Car Usage

Different cars can be used for each Evening but cannot be changed during the Evening unless it has an issue that cannot be rectified.

Key: Race = Round = Club Night. Evening = whole evening of racing



2.0 Cars

Carrera DTM, GT2, GT3 and GTE Racing Cars running the latest chassis.



2.1 Bodies

No modification or floating body screws

2.2 Lights

Must be working. Older Evolution cars do not contain lights as standard so chipped lights would need to be fitted.

2.3 Aerials/Mirrors

Can be removed

2.4 Rear Wings

Must be fitted at the beginning of the meeting. If they break off and can't be refitted, then the uprights must be replaced with rubber and fitted for the next meeting.

2.5 Chassis

No modifications

2.6 Axles

2.6.1 Front

Either standard Carrera or complete axle supplied by DHORC (Approx. £4)

2.6.2 Rear

Either standard Carrera or the following Slot.it Rear Axle Kit Pt No KK07C - 28t Inline Crown with 17.3x9.75mm hubs. (Approx. £14)



As some cars require different size hubs it was agreed that the following parts, to make up the rear axle, could be bought separately if need be: -

Aluminium Hubs 17.3x9.75x1.5	W1730975A
Crown Gear 28Tooth Inline	GI28-Bz
Bronze Bearings x2	PA-68
Axle 54mm x1	PA01-54
Wheel Hub Spacers 1mm x 2	PA-51
Alternative thinner Hubs 17.3x8.2x1.5	W17308215A

2.7 Front Magnet Must be removed

2.8 Tyres Rear, standard or supplied by DHORC. Front, free but must touch the track and rotate when the car is running. Both can be reprofiled.

2.9 Motor Standard or PSR Mabuchi Motor, supplied by Pendle Slot Racing. Ready to race motor available from DHORC.

2.10 Guide Blade Standard Carrera and not an aftermarket product. Original can be helped to stay in place with either a piece of rubber or a grub screw.

2.11 Min Height A minimum height between the base of the rear magnet holder and the provided Technical Plate agreed at **1mm**. This is because the rear magnet holders on different cars are closer to the track, giving better road holding. We want all cars to have the same level of road holding, so we can make all cars competitive.

2.12 Chassis Weights A maximum of 5 grammes can to be fitted by doubled sided tape only.



3.0 Driving & Racing Standards (Based on The Digital Slot Car Association Rules)

- 3.1. Any car on the circuit must be compliant with the GT rules.
- 3.2. Any indiscretion against stated regulations will be punishable by penalty (to be agreed).
- 3.3. When lapping a slower car, it is the responsibility of the faster car to change lanes and perform an overtake. Lapped cars should remain in their current lane until the faster car has passed.
 - 3.3.1. Intentionally blocking of a faster car when lapping is illegal
 - 3.3.2. Intentionally blocking a car fighting for position on the same lap is allowed
- 3.4. Contact from cars racing on the same lane, in proximity, is to be expected. Intentional or excessive contact is not allowed. Penalties (to be agreed) will be issued in the following circumstances: -
 - 3.4.1. Intentional or excessive contact with another car
 - 3.4.2. De-slotting another car by driving into the back of it
 - 3.4.3. Intentionally stopping on the circuit
 - 3.4.4. Excessive blocking by changing lanes when being lapped
- 3.5. Illegal contact may be reported by any participant of the meeting
- 3.6. Cars may be requested to pit for attention under the following circumstances: -
 - 3.6.1. Any functional or mechanical part of the car has become completely detached from the car
 - 3.6.2. A wing or spoiler becomes broken, completely detached from the body, or it is clear to the official at race control that when viewing the car from their normal position, that it is damaged
 - 3.6.3. The required number of headlights/taillights are not working
 - 3.6.4. A car is otherwise causing a hazard that may damage the circuit or other cars on the circuit
- 3.7. If any session is paused (red flagged), the following restrictions apply: -
 - 3.7.1. Cars must not be removed from the track, where they have come to stop
 - 3.7.2. Any car in the pit at the time of the red flag must have no further work completed on it until the session is resumed
 - 3.7.3. Drivers may leave their station only under the direction of race control
- 3.8. During Parc Ferme conditions, cars may only be worked on under the supervision of an official
- 3.9. Slow or malfunctioning cars should move to the inside lane (or lane nearest to the pit) and pit as soon as possible. Race control should be notified that there is a slow car on circuit so other drivers may be warned

Next Circuit




Sakhir



Where Do We Race Next?
What Are The Records?
Who Has Been On The Podium?

Circuit History


The Bahrain International Circuit (Sakhir) is a 5.412 km (3.363 mi) motorsport venue opened in 2004 and used for drag racing, GP2 Series (now FIA Formula 2), and the annual Formula One Bahrain Grand Prix. The 2004 Grand Prix was the first held in the Middle East. Beginning in 2006, Australian V8 Supercars raced at the BIC, with the event known as the Desert 400. However, the V8 Supercars did not return for the 2011 V8 Supercar season. 24 Hour endurance races are also hosted at BIC. The circuit has a FIA Grade 1 license. The circuit also has multiple layouts.



Home of HO Le Mans
DIGITAL

Sakhir (Bahrain)

Previous Results



		1st	2nd	3rd
DHORC-CD 10	12-Apr 2022	135'9" A Smith	D Garbett	G Peach
DHORC-CD 11	12-Apr 2022	135'9" D Garbett	A Smith	S Goodlip
DHORC-CD 12	12-Apr 2022	135'9" A Smith	D Garbett	S White
DHORC-CD 13	31-May 2022	135'9" A Smith	S Goodlip	P Rees
DHORC-CD 14	31-May 2022	135'9" P Rees	A Smith	S White
DHORC-CD 15	31-May 2022	135'9" A Smith	S Goodlip	M Thorpe
DHORC-CD 16	21-Jun 2022	135'9" A Smith	D Garbett	S White
DHORC-CD 17	21-Jun 2022	135'9" A Smith	D Garbett	S Goodlip
DHORC-CD 18	21-Jun 2022	135'9" D Garbett	A Smith	S Goodlip
DHORC-CD 59	19-Sep 2023	135'9"		
DHORC-CD 60	19-Sep 2023	135'9"		
DHORC-CD 61	19-Sep 2023	135'9"		

Circuit Records

Qualifying / Fastest Lap

GT	A Smith	12Apr22
9.906 secs		
9.344 mph		


Race Laps (15 Mins)

GT	A Smith	21Jun22
74.6 Laps		


Evening Group Points

GT	G Peach	12Apr22
A Smith		31May22
P Rees		21Jun22
18 Points		

Lap Length 135' 9"



BAHRAIN INTERNATIONAL CIRCUIT
135' 9"





Sakhir Best Off Chart

Qualifying / Fastest Lap					Race Laps			
Pos	Competitor	Fastest	MPH	Date	Pos	Competitor	Laps	Date
1	A Smith	9.906	9.344	29-Mar-22	1	A Smith	74.6	21-Jun-22
2	D Garbett	10.590	8.740	12-Apr-22	2	D Garbett	74.0	21-Jun-22
3	S White	10.666	8.678	21-Jun-22	3	S Goodlip	72.5	31-May-22
4	G Peach	10.675	8.670	12-Apr-22	4	S White	71.2	21-Jun-22
5	S Goodlip	10.698	8.652	21-Jun-22	5	M Thorpe	70.7	31-May-22
6	L Pateman	10.912	8.482	31-May-22	6	N Sismey	70.5	21-Jun-22
7	N Sismey	10.988	8.423	21-Jun-22	7	G Peach	70.4	12-Apr-22
8	M Thorpe	11.013	8.404	12-Apr-22	8	P Rees	70.1	21-Jun-22
9	J Lamb	11.192	8.270	31-May-22	9	C Cooper	68.4	31-May-22
10	P Rees	11.252	8.226	21-Jun-22	10	J Lamb	67.9	31-May-22
11	L Blacker	11.270	8.213	31-May-22	11	L Blacker	67.7	31-May-22
12	L Smith	11.357	8.150	31-May-22	12	L Smith	67.5	21-Jun-22
13	D Edwards	11.525	8.031	12-Apr-22	13	R Booth	65.4	12-Apr-22
14	C Cooper	11.540	8.021	31-May-22	14	D Edwards	64.3	21-Jun-22
15	R Booth	11.831	7.823	12-Apr-22	15	L Pateman	61.8	12-Apr-22
16	S Gray	12.192	7.592	29-Mar-22	16	L Edwards	59.4	21-Jun-22
17	M Dutson	12.388	7.471	12-Apr-22	17	S Gray	59.3	21-Jun-22
18	J Johnson	12.667	7.307	29-Mar-22	18	M Dutson	53.8	31-May-22
19	L Edwards	13.119	7.055	29-Mar-22	19	D Kalyan	40.7	21-Jun-22
20	D Kalyan	15.345	6.032	21-Jun-22	20	J Johnson	N/A	N/A



Sakhir Carrera Digital 19Sep23

Race Groups - Issue 1

























Grp	Competitor	Rank	Grp	Competitor	Rank
A			D		
A1	S Goodlip	2.778	D1	JT Hughes-Dowd	19.000
A2	A Smith	3.000	D2	M Smith	19.333
A3	JJ Hughes-Dowd	4.630	D3	A Woodhouse	20.167
A4	G Skipp	6.250	D4	L Patterson	20.407
A5	D Garbett	6.667	D5	D Hughes-Dowd	21.000
A6	N Sismey	6.926	D6	S Rankin	22.037
B			E		
B1	L Blacker	7.333	E1	A Staniec	19.556
B2	M Thorpe	8.111	E2	J Lamb	19.704
B3	P Rees	8.963	E3	M Dutson	20.926
B4	T Gray	11.333	E4		
B5	R Booth	12.370	E5		
B6	S Gray	13.000	E6		
C			Unavailable		
C1	D Edwards	13.074	U1	S White	4.519
C2	J Kalyan	13.519	U2	G Peach	5.741
C3	L Pateman	14.185	U3	J Yates	8.259
C4	D Kaylan	14.963	U4	J Johnson	11.630
C5	L Edwards	16.185	U5		
C6	L Smith	16.667	U6		
























Derby HO Racing Club





Urethane Tyres and 1/32nd Wheels & Inserts

			
RLW13201	RLW13202	RLW13203	RLW13204
			
RLW13205	RLW13206	RLW13207	RLW13208
			
RLW13209	RLW13210	RLW13211	RLW13212
			
RLW13213	RLW13214	RLW13215	RLW13216
			
RLW13217	RLW13218	RLW13219	RLW13220
			
RLW13221	RLW13222	RLW13223	RLW13224

			
<i>RLW13225</i>	<i>RLW13226</i>	<i>RLW13227</i>	<i>RLW13228</i>
			
<i>RLW13229</i>	<i>RLW13230</i>	<i>RLW13231</i>	<i>RLW13232</i>
			
<i>RLW13233</i>	<i>RLW13234</i>	<i>RLW13235</i>	<i>RLW13236</i>
			
<i>RLW13237</i>	<i>RLW13238</i>	<i>RLW13239</i>	<i>RLW13240</i>
			
<i>RLW13241</i>	<i>RLW13242</i>	<i>RLW13243</i>	<i>RLW13244</i>
			
<i>RLW13245</i>	<i>Slot it Rear Axle Kit Lrg Hubs (KK07c)</i>		<i>RLW-WHEEL</i>
Wheels & Inserts are 3D Printed in Resin			
Wheels & Inserts are available un-painted or can be painted to your choice by us.			
Please Be Aware These are Made to Order			

Polyurethane Tyres			
Available in the following sizes			
Outer Diameter 16mm x 11mm Inner Gap 5mm x 1mm RLT13201	Outer Diameter 17mm x 11mm Inner Gap 5mm x 1mm RLT13202	Outer Diameter 17.5mm x 11mm Inner Gap 5mm x 1mm RLT13203	Outer Diameter 18mm x 11mm Inner Gap 5mm x 1mm RLT13204
Outer Diameter 19mm x 10mm Inner Gap 5mm x 1mm RLT13205	Outer Diameter 19mm x 11mm Inner Gap 5mm x 1mm RLT13206	Outer Diameter 19mm x 11mm Inner Gap 6mm x 1mm RLT13207	Outer Diameter 19mm x 11mm Inner Gap 6mm x 1.5mm RLT13208
Outer Diameter 19mm x 12mm Inner Gap 5mm x 1mm RLT13209	Outer Diameter 19.5mm x 10mm Inner Gap 5mm x 1.5mm RLT13210	Outer Diameter 19.5mm x 10mm Inner Gap 6mm x 1.5mm RLT13211	Outer Diameter 19.5mm x 11mm Inner Gap 5mm x 1mm RLT13212
Outer Diameter 19.5mm x 11mm Inner Gap 5mm x 1.5mm RLT13213	Outer Diameter 19.5mm x 11mm Inner Gap 6mm x 1mm RLT13214	Outer Diameter 19.5mm x 11mm Inner Gap 6mm x 1.5mm RLT13215	Outer Diameter 20mm x 11mm Inner Gap 5mm x 1mm RLT13216
Outer Diameter 20mm x 11mm Inner Gap 5mm x 1.5mm RLT13217	Outer Diameter 20mm x 11mm Inner Gap 6mm x 1mm RLT13218	Outer Diameter 20mm x 11mm Inner Gap 6mm x 1.5mm RLT13219	Outer Diameter 20mm x 12mm Inner Gap 5mm x 1mm RLT13220
Outer Diameter 20mm x 12mm Inner Gap 6mm x 1mm RLT13221	TO FIT 20.5mm x 11mm Inner Gap 5mm x 1mm RLT13222	TO FIT 21mm x 11mm Inner Gap 5mm x 1mm RLT13223	TO FIT 21mm x 12mm Inner Gap 5mm x 1mm RLT13224
Outer Diameter 21.5mm x 11mm Inner Gap 5mm x 1mm RLT13225	Outer Diameter Carrera Formula 1 Rear Wheel RLT13226	Outer Diameter Carrera Porsche 917 Rear Wheel RLT13227	Outer Diameter Policar Monoposto Rear Wheel RLT13228
1/24TH SCALE 28mm x 14mm Inner Gap 8mm x 2mm RLT12401	1/24TH SCALE 29mm x 14mm Inner Gap 8mm x 2mm RLT12402	1/24TH SCALE 30mm x 14mm Inner Gap 8mm x 2mm RLT12403	1/24TH SCALE To fit Carrera Ferrari 458 GT2 RLT12404

Price List

Set of 3D Printed Inserts (x4) (To fit below wheels)	£1.50
Pair of 3D Printed Wheels 15.8mm X 8mm (RLW132158)	£2.50
Pair of 3D Printed Wheels 16.3mm X 10mm (RLW132163)	£2.50
Pair of 3D Printed Wheels 16.8mm X 10mm (RLW132168)	£2.50
Pair of 3D Printed Wheels 17.3mm X 10mm (RLW132173)	£2.50
Pair of 3D Printed Wheels 17.8mm X 10mm (RLW132178)	£2.50
Pair of 3D Printed Wheels 18.3mm X 10mm (RLW132183)	£2.50
Pair of 1/32nd Urethane Tyres	£3.50
Pair of 1/24nd Urethane Tyres	£4.50
Pair of HO Urethane Tyres Available in 10 or 11mm diameter	£1.00
Dhorc Carrera Digital Club Members Discount Price	
Set of 3D Printed Inserts (x4) (To fit below wheels)	£1.00
Pair of 3D Printed Wheels 18.3mm X 10mm (RLW132183)	£2.00
Pair of 3D Printed Wheels 17.8mm X 10mm (RLW132178)	£2.00
Pair of 3D Printed Wheels 17.3mm X 10mm (RLW132173)	£2.00
Pair of 3D Printed Wheels 16.8mm X 10mm (RLW132168)	£2.00
Pair of 3D Printed Wheels 16.3mm X 10mm (RLW132163)	£2.00
Pair of 3D Printed Wheels 15.8mm X 8mm (RLW132158)	£2.00
Pair of 1/32nd Urethane Tyres	£3.00
Full set of 3D Printed Wheels, Inserts & Tyres (x4)	£10.00
Slot it Rear axle kit (KK07c) (When Available)	£16.00
Slot it Rear axle kit (KK07c) (When Available) + 3D printed Wheels (x2), Inserts & Tyres (x4)	£23.00

Where is DHORC?

Derby HO Racing Club 

www.dhorc.co.uk

dhorc



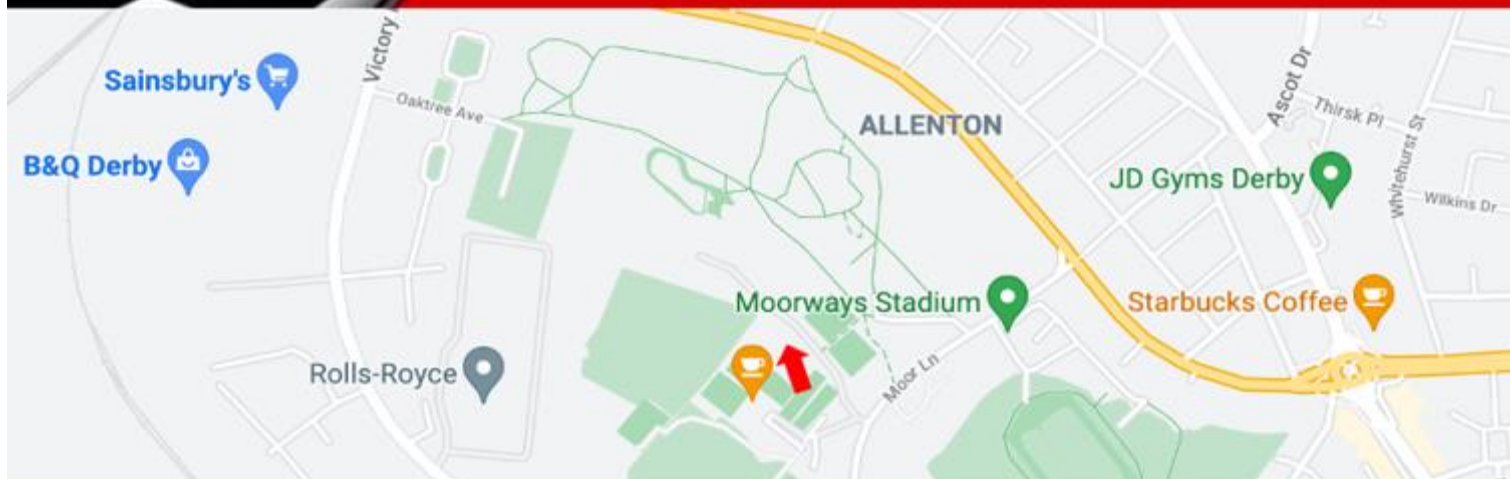
Home of HO Le Mans

TOMY AFV
TYCO

Derby H:O Racing Club
A Record Breaking Club



www.dhorc.co.uk



DHORC's Club Room



Derby Leisure Ltd Table Tennis Room

Derby Leisure Ltd,
Moor Lane, Allenton
Derby, DE24 9HY

Derby HO Racing Club 

www.dhorc.co.uk

dhorc

Home of HO Le Mans
Carrera DIGITAL

Nick Sismey
sismey80@hotmail.co.uk
07984 339192