

Visit dhorc.co.uk or Find us on **facebook**

Derby HO Racing Club 

www.dhorc.co.uk

dhorc



Carrera
DIGITAL

Home of HO Le Mans

Race Evening

0 2 0

Rounds 26-28

Sakhir- GT

19Sep23

Part 2



DHORC-CD 59

01 D Garbett
02 S Goodlip
03 A Smith

DHORC-CD 60

01 S Goodlip
02 D Garbett
03 A Smith

DHORC-CD 61

01 S Goodlip
02 D Garbett
03 A Smith

This Week: New Member – Corporate – Birthday – Fuji 6-Hour - Monza

History and Key Facts

HO Club founded on 7 July 1992

- DHORC: Derby HO Racing Club ("HO" Is The Scale = 1/64th)
- Section of Derby Leisure Limited, open to all!
- Home of world famous international Le Mans 24 Hour race.
- Smaller scale version of Scalextric, once set up works all night!
- Four and Eight lane circuits
- Computerised timing
- Statistics for every meeting and every member since July 1992
- Over 20 race meetings each year
- 50+ circuit designs, up to 567 feet in length
- Eight-lane routed DHORCingham oval
- Two car categories – Tyco open wheel (F1)
– Tomy SGP, BSRT, VSR enclosed wheel (GC)



Carrera Digital Club 1st race 18 January 2022

- 1/32nd Carrera Digital GT Cars
- 13 Evenings a year, minimum 3x15-minute races per driver per evening.
- 6 circuits, 2 evenings per circuit + Le Mans
- Full computerised timing and stats through SmartRace App



The Club Nights and Magazine Coverage

HO

- Racing starts between 18:45 and 19:00 hours – Finished by 21:30 hours
- Minimum of four 3-minute qualifying races & up to two Finals (F1 & GC) for each member
- Championship points for all members
- Magazine produced for every single meeting and covering every track statistic

Carrera Digital

- Racing starts between 18:00 and 18:15 hours – Finished by 21:30 hours
- Magazine produced after each evening
- Championship points for all members

- Rules & regulations booklet covering all the DHORC rules produced each year
- Great family atmosphere, a help-all culture

Membership Fees, Car Costs and Prizes

- Adult £30 and junior (under 16) £15 for HO & Carrera, £40/£20 combined
- Only £50 Total expenditure for two cars HO Cars, £65 one Carrera
- All cars and spares can be bought at club
- Adult, Masters (over 56), Junior (16 & under) HO championships





Editorial

020 Part 2



Thank you for reading Part 1, enjoy Part 2

Nick Sismey



Front Cover: Andrew Staniec equalled JJ Hughes-Dowd record of 10 straight Group wins!

Derby HO Racing Club		Committee...2023		Derby HO Racing Club	
Chairman / Treasurer	Nick Sismey	M 07984 339 192	sismey80@hotmail.co.uk		
Vice Chairman	Phil Rees	M 07912 378 652	dhorcman.p.r@ntlworld.com		
Secretary	Laura Edwards	M 07501 217 254	laurabubbles07@hotmail.co.uk		
Spares	Geoff Peach	M 07443 585 902	geoff@geoffpeach.com		
Race Control	Liam Smith	M 07477 698 158	liam-smith-93@hotmail.co.uk		
Race Control	Darryn Mutch	M 07954 741 677	darrynmutch@live.co.uk		
Scrutineer	Dean Garbett	M 07964 854 084	garbettd@sky.com		
Carrera Digital Scrutineer	Angus Smith	M 07591 813 431	angus@angussmith500.plus.com		
Carrera Digital	John Lamb	M 07758 917 497	john.lamb22@ntlworld.com		
Carrera Digital	Steve White	M 07859 999 480	wslotcarsteve@gmail.com		

ROLLS-ROYCE SLOT CAR MAGAZINE IS PUBLISHED AND COPYRIGHT 2023 BY DHORC, AND NO PORTION MAY BE REPRODUCED OR TRANSMITTED WITHOUT WRITTEN PERMISSION, AND MAY CONTAIN ARTICLES AND GRAPHICS REPRINTED WITH THE PERMISSION OF THE ORIGINAL COPYRIGHT HOLDER, WHO RETAINS ALL RIGHTS

Contents.....020 (Part 2)

Page	Details
003	Editorial
004	Contents
005	Race Report – Sakhir GT – 19 September 2023 - Round 26
012	Race Report – Sakhir GT – 19 September 2023 - Round 27
018	Race Report – Sakhir GT – 19 September 2023 - Round 28
024	Best Results at Sakhir
028	Championship Tables
039	Members' Statistics
043	Rules & Regulations Issue 3 - 31Dec22
049	Next Race - Sakhir – 10th October 2023 - Rounds 29, 30, SR3-31 & SR4-32 of 44
053	Razorlite Spares

Carrera®

DIGITAL

Race Report



Round 26



Sakhir

Carrera
DIGITAL 132

19th September 2023



Sakhir (Bahrain)

Previous Results

			1st	2nd	3rd
DHORC-CD 10	12-Apr 2022	135'9"	A Smith	D Garbett	G Peach
DHORC-CD 11	12-Apr 2022	135'9"	D Garbett	A Smith	S Goodlip
DHORC-CD 12	12-Apr 2022	135'9"	A Smith	D Garbett	S White
DHORC-CD 13	31-May 2022	135'9"	A Smith	S Goodlip	P Rees
DHORC-CD 14	31-May 2022	135'9"	P Rees	A Smith	S White
DHORC-CD 15	31-May 2022	135'9"	A Smith	S Goodlip	M Thorpe
DHORC-CD 16	21-Jun 2022	135'9"	A Smith	D Garbett	S White
DHORC-CD 17	21-Jun 2022	135'9"	A Smith	D Garbett	S Goodlip
DHORC-CD 18	21-Jun 2022	135'9"	D Garbett	A Smith	S Goodlip
DHORC-CD 59	19-Sep 2023	135'9"	D Garbett	S Goodlip	A Smith
DHORC-CD 60	19-Sep 2023	135'9"	S Goodlip	D Garbett	A Smith
DHORC-CD 61	19-Sep 2023	135'9"	S Goodlip	D Garbett	A Smith

Circuit Records

Lap Length 135' 9"

Qualifying / Fastest Lap

GT	A Smith	12Apr22
	9.906 secs	
	9.344 mph	

Race Laps (15 Mins)

GT	S Goodlip.	19Sep23
	75.5 Laps	

Evening Group Points

GT	M Allsopp	19Sep23
	33 Points	





Dean Garbett took his first win of 2023 at Round 26

Dean takes his first win of '23!


Dean Garbett brought his Porsche 911 RSR Pink Pig back to the fold and immediately had success taking his first win of 2023. Interestingly his penultimate win in 2022 came at the final Sakhir race on 21Jun22. While he dominated the early races in 2022 with the Pink Pig, that win was with his Audi R8 while his last win on 22Nov22 at Fuji was with another Porsche 911 RSR.

Dean's back to back wins at Sakhir (his third at the circuit) was thanks to a score of 74.5 laps, just 0.1 laps less than track record holder and Pole sitter (for the record 32nd time) **Angus Smith** who would take the first of three third placed finishes on the night. Finishing on 71.5 laps he was 2.1 laps behind Championship leader **Simon Goodlip** who took second with his 14th fastest lap (the only one to go sub 10 seconds). **JJ Hughes-Dowd** wasn't on top form on the night as he felt under the weather however he still made it four Group A racers in the top four, the only ones to record 70+ laps in the 15-minutes.

<h1>Round 26</h1> <h2>Sakhir</h2> <p>19 September 2023</p>		
2nd Simon Goodlip	1st Dean Garbett	3rd Angus Smith



Macaully Duston and Andrew Staniec ran in the early Group E, Andrew winning all three.



Phil Rees lead home Group B taking his 7th Group win of the year, keeping atop the Group Challenge Championship. Five time HO Champion **Lee Pateman** finally got his Carrera Digital mojo back coming in sixth, a mere 0.1 laps behind Phil (a crash on the last lap in Turn1 preventing him at least equalling Phil's score). This gave Lee his first Group (C) win of the year, his last success on 25Oct22. **Lewis Blacker** and **Tom Gray** shared second in the B and seventh overall which meant the latter, second in the Group Challenge Championship, lost a point to leader Phil.

dharc Sakhir Carrera Digital Race 26 - 19 September 2023																							
Qualifying				Final Position								Fastest Lap				Final Points				Group Points			
Pos	Competitor	Time	MPH	Pos	Grp	Fin	Pts	Competitor	Laps	Pts	Pos	Grp	Competitor	Time	MPH	Pts	Pos	Competitor	Pts	Pos	Competitor	Pts	
1	A Smith	10.144	9.124	1	A5	A1	10	D Garbett	74.5	40	1	A1	S Goodlip	9.957	9.296	9	1	D Garbett	44	1	M Allsopp	11	
2	D Garbett	10.692	8.657	2	A1	A2	5	S Goodlip	73.6	33	2	A5	D Garbett	10.150	9.119	4	2	S Goodlip	38	2	D Garbett	10	
3	S Goodlip	10.698	8.652	3	A2	A3	4	A Smith	71.5	29	3	A2	A Smith	10.554	8.688	3	3	A Smith	32	3	P Rees	8	
4	L Pateman	10.912	8.482	4	A3	A4	3	JJ Hughes-Dowd	70.2	26	4	A6	N Sismey	10.671	8.674	2	4	JJ Hughes-Dowd	27	3	L Pateman	8	
5	N Sismey	10.988	8.423	5	B3	B1	8	P Rees	68.4	24	5	A3	JJ Hughes-Dowd	10.756	8.605	1	5	P Rees	24	5	T Gray	7	
6	M Thorpe	11.114	8.328	6	C3	C1	8	L Pateman	68.3	22	6	A4	G Skipp	10.837	8.541		6	L Pateman	22	6	L Smith	6	
7	P Rees	11.210	8.257	7	B1	B2	5	L Blacker	67.9	21	7	B1	L Blacker	10.912	8.482		7	L Blacker	21	6	A Staniec	6	
8	L Smith	11.598	7.980	7	B4	B2	7	T Gray	67.9	21	8	C3	L Pateman	11.131	8.315		7	T Gray	21	8	L Blacker	5	
9	L Blacker	11.648	7.946	9	A4	A5	2	G Skipp	67.6	19	9	B2	M Thorpe	11.155	8.297		9	N Sismey	20	8	S Goodlip	5	
10	M Dutton	12.388	7.471	10	A6	A6	1	N Sismey	66.7	18	10	D6	M Allsopp	11.346	8.158		10	G Skipp	19	8	J Kalyan	5	
11	R Booth	12.432	7.445	11	B2	B4	3	M Thorpe	66.4	17	11	B3	P Rees	11.519	8.035		11	M Thorpe	17	8	M Dutton	5	
12	S Gray	12.901	7.174	12	D6	D1	11	M Allsopp	65.4	16	12	B4	T Gray	11.574	7.997		12	M Allsopp	16	8	M Smith	5	
13	D Kalyan	15.345	6.032	13	C2	C2	5	J Kalyan	64.8	15	13	C5	L Smith	11.581	7.992		13	J Kalyan	15	13	A Smith	4	
14	A Staniec	DNQ	DNQ	14	B5	B5	2	R Booth	63.3	14	14	D2	M Smith	11.919	7.765		14	R Booth	14	13	L Patterson	4	
14	D Hughes-Dowd	DNQ	DNQ	14	C5	C3	6	L Smith	63.3	14	15	B5	R Booth	11.932	7.757		14	L Smith	14	15	JJ Hughes-Dowd	3	
14	G Skipp	DNQ	DNQ	16	E1	E1	6	A Staniec	60.3	12	16	C2	J Kalyan	12.078	7.663		16	A Staniec	12	15	M Thorpe	3	
14	J Kalyan	DNQ	DNQ	17	D2	D2	5	M Smith	58.1	11	17	C4	D Kalyan	12.083	7.660		17	M Smith	11	15	D Kalyan	3	
14	JJ Hughes-Dowd	DNQ	DNQ	18	D3	D3	4	L Patterson	57.8	10	18	E1	A Staniec	12.452	7.433		18	L Patterson	10	15	D Hughes-Dowd	3	
14	JT Hughes-Dowd	DNQ	DNQ	19	C4	C4	3	D Kalyan	57.6	9	19	D5	S Rankin	12.623	7.332		19	D Kalyan	9	19	G Skipp	2	
14	L Patterson	DNQ	DNQ	20	C1	C5	2	S Gray	57.2	8	20	D1	JT Hughes-Dowd	12.661	7.310		20	S Gray	8	19	R Booth	2	
14	M Allsopp	DNQ	DNQ	21	E2	E2	5	M Dutton	55.7	7	21	D3	L Patterson	12.853	7.201		21	M Dutton	7	19	S Gray	2	
14	M Smith	DNQ	DNQ	22	D4	D4	3	D Hughes-Dowd	52.3	6	22	D4	D Hughes-Dowd	12.859	7.198		22	D Hughes-Dowd	6	19	S Rankin	2	
14	S Rankin	DNQ	DNQ	23	D5	D5	2	S Rankin	52.2	5	23	E2	M Dutton	13.151	7.038		23	S Rankin	5	23	N Sismey	1	
14	T Gray	DNQ	DNQ	24	D1	D6	1	JT Hughes-Dowd	49.0	4	24	C1	S Gray	13.280	6.970		24	JT Hughes-Dowd	4	23	JT Hughes-Dowd	1	

Gary Skipp's BMW came home in ninth recording 0.3 laps less than our joint seventh placers, with **Nick Sismey's** trusty Porsche 911 RSR, which has run in every Club Night, losing out to Gary by 0.9 laps. Had he not chanced his arm and tried to pit too late, with too little fuel, he may have done better, however it took him three pit stops before the SmartRace App would allow him to refuel. Lesson learnt – refuel when you have around 20% remaining! Luckily Nick was one of the five Group A racers who set the fastest five lap times in the race, so he added two points to his tally leapfrogging Gary into ninth in the points at the first race of the Evening.


Martin Thorpe was uncharacteristically fourth in Group B, 0.3 laps behind Nick while “new kid on the block” **Martin Allsopp** won his first Group (D) race with his Ferrari, bought off and tweaked by Phil, by some margin. Clearly he was already ready for a higher Group, but he had to start somewhere. His years of HO racing had put him in good stead for his first Carrera Digital race. He would take home the maximum 11 Group points from 6th on the Group grid. Just 3.5 laps separated Lee at the top of the C and **Jag Kalyan** in second, yet there were six racers between them, Jag taking 13th.

Richard Booth felt he was ready for some new boots on his blue McLaren, as he had used the same ones from day one, however he still took 14th alongside **Liam Smith**, 1.5 laps behind Jag. **Andrew Staniec** continued his run of winning Group E, with his 8th consecutive victory, this time with his Ford GT. This was from a PB grid slot of 14th beating his previous best of 17th on 01Aug23. **Mick Smith** and son-in-law **Lee Patterson** had an incredible battle for top honours in the D had it not been for interloper Martin. However that same battle was for second in the Group, 17th overall, Mick taking it by just 0.3 laps.

Daniel Kalyan almost matched his dad on lap time, 0.05 seconds separating the two in speed. Just another 0.2 laps and he would have matched Lee. He was however 0.5 laps ahead of **Stuart Gray**, on a very busy 57 laps score. **Macaully Dutton's** Lambo in 2nd behind Andrew in the E gave him 21st overall. **Dan Hughes-Dowd** and **Simon Rankin**, both running Astons, battled it out for 22nd, the former snatching it by 0.1 laps. **JT Hughes-Dowd's** tail happy Porsche 935 brought him home in 24th, but there is work in the background to bring to the fore another Porsche 911 RSR Pink Pig, so watch out for JT in the future! Two of our Group D racers and one Group E racer set PBs in this race. Dan improved on his 16th grid position on 17Jan23 with 14th and Mick bested his 16th fastest lap on 09May23 with a 14th. Macaully's 10th in Qualy beat his 12th on 16Aug22.



The other four Groups' cars.



Race Report



Round 27



Sakhir

Carrera
DIGITAL 132

19th September 2023



Group B were the first to race at 18:00 hours with Richard Booth, Tom Gray and the three Group winners Phil Rees, Martin Thorpe and Lewis Blacker



“What’s the score Dan Hughes-Dowd?” – I thought he was watching Millwall against Newcastle, but Dan assured me it was AC Milan in the Champions League!
Final score 0-0.

Simon takes 11th win of the year!

Simon Goodlip's lap time in Round 26 was good enough to give him Pole in Round 27, his 14th of the year (15th all time). He was able to convert this into his 11th win of 2023 (12th career) 0.3 laps behind **Dean Garbett's** Round 26 winning score and 0.4 behind **Angus Smith's** all-time record. Dean beat Simon by 0.9 laps in the previous Round, Simon beat Dean by 1.1 laps this time. Angus took back to back thirds, just 0.1 laps behind Dean, slashing the deficit across the podium finishers from three laps to just 1.2 laps this time. Angus also recorded a record 36th fastest lap.

Martin Thorpe corrected the wrongs of the previous Club Night moving up from 11th to take fourth with his eighth Group B win of the year. He was in a sea of Group A racers with friend and fellow non-magnet racer **Gary Skipp** just 0.2 laps behind Martin. He was followed home by **Nick Sismey** who had fixed his fuel issues (pitting with more fuel in the tank) from earlier as he shared sixth with **Lewis Blacker**. This was becoming a theme for Lewis on Tuesday night. He likes to share!

<h1>Round 27</h1> <h2>Sakhir</h2> <h3>19 September 2023</h3>		
2nd Dean Garbett	1st Simon Goodlip	3rd Angus Smith



Jag and Daniel Kalyan had a good Evening, often finishing very close to each other.



With 0.5 laps covering the previous four racers, 0.6 laps further back was Round 26's Group B winner **Phil Rees**, this time in third (8th overall) on 69.8 laps. There were two others in the 69 lap band, **JJ Hughes-Dowd** (in what would be his last race of the night as he felt too poorly to run later – get well soon JJ) dropping from fourth to ninth, 0.6 laps behind Phil and **Lee Pateman** (his second Group C win of the night) another 0.2 laps back rounding out the top ten. **Liam Smith** was going in the right direction, three places better than the first race of the night, taking 11th, second to Lee in the C.

Sakhir Carrera Digital Race 27 - 19 September 2023																							
Qualifying				Final Position								Fastest Lap				Final Points				Group Points			
Pos	Competitor	Time	MPH	Pos	Grp	Fin	Pts	Competitor	Laps	Pts	Pos	Grp	Competitor	Time	MPH	Pts	Pos	Competitor	Pts	Pos	Competitor	Pts	
1	S Goodlip	9.957	9.296	1	A1	A1	6	S Goodlip	74.2	40	1	A2	A Smith	10.084	9.179	5	1	S Goodlip	43	1	M Allsopp	11	
2	A Smith	10.144	9.124	2	A5	A2	8	D Garbett	73.1	33	2	A5	D Garbett	10.125	9.141	4	2	D Garbett	37	2	L Pateman	8	
3	D Garbett	10.150	9.119	3	A2	A3	4	A Smith	73.0	29	3	A1	S Goodlip	10.248	9.032	3	3	A Smith	34	2	D Garbett	8	
4	N Sismey	10.671	8.674	4	B2	B1	7	M Thorpe	70.9	26	4	A6	N Sismey	10.462	8.847	2	4	M Thorpe	26	2	L Smith	8	
5	JJ Hughes-Dowd	10.756	8.605	5	A4	A4	3	G Skipp	70.7	24	5	A3	JJ Hughes-Dowd	10.477	8.834	1	5	G Skipp	24	5	M Thorpe	7	
6	G Skipp	10.837	8.541	6	A6	A5	3	N Sismey	70.4	22	6	C3	L Pateman	10.770	8.594	5	5	N Sismey	24	6	S Goodlip	6	
7	L Blacker	10.912	8.482	6	B1	B2	5	L Blacker	70.4	22	7	B2	M Thorpe	10.818	8.596	7	7	L Blacker	22	6	A Staniec	6	
7	L Pateman	10.912	8.482	8	B3	B3	4	P Rees	69.8	20	8	A4	G Skipp	10.830	8.546	8	8	P Rees	20	8	M Smith	5	
9	M Thorpe	11.155	8.297	9	A3	A6	1	JJ Hughes-Dowd	69.2	19	9	B1	L Blacker	10.912	8.482	8	9	JJ Hughes-Dowd	20	8	L Blacker	5	
10	P Rees	11.252	8.226	10	C3	C1	8	L Pateman	69.0	18	10	B4	T Gray	11.148	8.303	10	10	L Pateman	18	8	M Dutson	5	
11	M Allsopp	11.346	8.158	11	C5	C2	8	L Smith	68.0	17	11	D6	M Allsopp	11.214	8.254	11	11	L Smith	17	11	J Kalyan	4	
12	T Gray	11.574	7.997	12	B4	B4	3	T Gray	67.0	16	12	C5	L Smith	11.344	8.159	12	12	T Gray	16	11	P Rees	4	
13	L Smith	11.581	7.992	13	C2	C3	4	J Kalyan	66.6	15	13	B3	P Rees	11.371	8.140	13	13	J Kalyan	15	11	A Smith	4	
14	M Smith	11.919	7.785	14	D6	D1	11	M Allsopp	65.7	14	14	C2	J Kalyan	11.790	7.850	14	14	M Allsopp	14	11	L Patterson	4	
15	R Booth	11.932	7.757	15	C4	C4	3	D Kalyan	64.3	13	15	D2	M Smith	11.853	7.808	15	15	D Kalyan	13	15	T Gray	3	
16	J Kalyan	12.078	7.663	16	B5	B5	2	R Booth	63.8	12	16	C4	D Kalyan	12.036	7.690	16	16	R Booth	12	15	N Sismey	3	
17	D Kalyan	12.083	7.660	17	D2	D2	5	M Smith	61.4	11	17	E2	M Dutson	12.167	7.607	17	17	M Smith	11	15	G Skipp	3	
18	M Dutson	12.388	7.471	18	E1	E1	6	A Staniec	60.8	10	18	E1	A Staniec	12.286	7.534	18	18	A Staniec	10	15	JT Hughes-Dowd	3	
19	A Staniec	12.452	7.433	19	D3	D3	4	L Patterson	58.4	9	19	B5	R Booth	12.333	7.505	19	19	L Patterson	9	15	D Kalyan	3	
20	S Rankin	12.623	7.332	20	C1	C5	2	S Gray	58.1	8	20	D1	JT Hughes-Dowd	12.394	7.468	20	20	S Gray	8	20	S Gray	2	
21	JT Hughes-Dowd	12.661	7.310	21	E2	E2	5	M Dutson	57.6	7	21	D3	L Patterson	12.633	7.327	21	21	M Dutson	7	20	R Booth	2	
22	L Patterson	12.853	7.201	22	D1	D4	3	JT Hughes-Dowd	56.4	6	22	D5	S Rankin	12.664	7.309	22	22	JT Hughes-Dowd	6	20	S Rankin	2	
23	D Hughes-Dowd	12.859	7.198	23	D5	D5	2	S Rankin	51.4	5	23	C1	S Gray	12.774	7.246	23	23	S Rankin	5	23	D Hughes-Dowd	1	
24	S Gray	13.006	7.115	24	D4	D6	1	D Hughes-Dowd	51.3	4	24	D4	D Hughes-Dowd	12.932	7.157	24	24	D Hughes-Dowd	4	23	JJ Hughes-Dowd	1	

Tom Gray continues to be the biggest thorn in Phil's Group Challenge hopes, but his fourth in Group B again lost him another point to Phil, the gap widening to 4.5 points. In 13th for the second race running was **Jag Kalyan**, despite a 1.8 lap improvement in the second race of the night. The competition seems to increase as the Evening progresses. After his 12th earlier it was 14th this time for **Martin Allsopp**, as he took back to back Group D wins. He only added 0.3 laps to his PB. **Daniel Kalyan** was much closer to his dad this time, being 7.2 laps behind him earlier here he was 2.3 laps behind, although the fastest lap time gap stretched out a little.

Richard Booth in 16th this time, dropping two places, knew new tyres were certainly required. **Mick Smith** matched his 17th place thanks to 3.3 laps more in Round 27 while **Andrew Staniec** continues to motor on in Group E, with his ninth straight win. **Lee Patterson** was second to Mick in Group D again, however the gap had widened from 0.3 to 3.0 laps. **Stuart Gray** rounded out the top twenty placings, 0.3 behind Lee. Somehow the twisty Sakhir track was not suiting his Ferrari as well as the two Brands Hatch circuits.

Macaully Dutson went a second quicker this time, adding 1.9 laps, but remained in 21st, knowing he can get more out of his car. **JT Hughes-Dowd** and **Dan Hughes-Dowd** also ran in their last race of the Evening swapping places, JT in 22nd this time, dad in 24th. JT added 7.4 laps in this 15 minute session while **Simon Rankin's** Aston again came home in 23rd sandwiched between the Hughes-Dowds.





It was a busy night with 24 on the grid, Lee Paterson, Liz Downes (there to support partner Lee and dad Mick), Martin and Mick Smith at the penultimate corner.



Simon Goodlip took two wins on the Evening, with Angus Smith on scrutineering duty and Lee Pateman having one of his best Evenings of the year.

Race Report



Round 28



Sakhir

Carrera
DIGITAL 132

19th September 2023



Richard Booth managed to get a good result out of his Ferrari in Round 28 as he finally worked out how to drive it with worn tyres.



Group D were second up, with Martin winning all three Rounds, alongside Simon Rankin, Dan, Lee, Mick and JT Hughes-Dowd

Simon's bakers' dozen!

Simon Goodlip took his 13th career Carrera (trying to say that, sipping the winner's champagne!) Digital win in the final Round of the September Sakhir Evening. That makes it 12 wins for Simon from 28 starts this year compared to 1 from 27 last year, and we still have 16 races to go in 2023. This time **Angus Smith** laps record finally went, Simon adding 0.9 laps leaving it at 75.5 laps. However it wasn't Angus in second but **Dean Garbett** again, in his best night of the year, Angus yet again taking third. All three filled all three podium slots in all three Rounds at Sakhir.

While Simon took back to back Poles, his 14th of the year (15th career) and back to back wins no-one took back to back fastest laps with Dean recording only the third sub 10 second lap time at Sakhir in this Round, Angus taking Round 26, Simon Round 27. This was only Dean's second fastest lap, and he has taken both of them this year, the last at Imola on 17Jan23. His 9.928 second lap is just 0.022 seconds off Angus' fastest lap around the Bahrain F1 circuit set on 29Mar22. This means Dean is guaranteed two Poles at the next Evening on 10Oct23 as he also set Pole for the Sakhir Outer Sprint Race circuit. That is of course if he turns up!

Derby HO Racing Club
www.dharc.co.uk
dharc
Home of HO Le Mans
Carrera DIGITAL

Round 28
Sakhir
19 September 2023

Carrera DIGITAL 132

2nd
Simon Goodlip

1st
Simon Goodlip

3rd
Angus Smith



Martin and Gary Skipp at the tricky Turn 1

With only 21 on the grid, compared to the 24 in the earlier two races, due to the absence of the Hughes-Dowds there were only five racers in the A. They swept the top five places this time with **Nick Sismey** enjoying his best run on a track he, and many others, found fantastic to drive with its flowing corners and long straights. He was very pleased to be just 0.4 laps behind Angus although not as pleased as he thought he was going to be. On the screen Angus was 0.6 laps behind him, but like Simon he had to have a lap added to his score. Unfortunately folk are still going too quick into the pits which means the guide is missing the lane change close switch leaving it open for cars to hit, launching them into the air.

Sakhir Carrera Digital Race 28 - 19 September 2023																						
Qualifying				Final Position					Fastest Lap					Final Points			Group Points					
Pos	Competitor	Time	MPH	Pos	Grp	Fin	Pts	Competitor	Laps	Pts	Pos	Grp	Competitor	Time	MPH	Pts	Pos	Competitor	Pts	Pos	Competitor	Pts
1	S Goodlip	9.957	9.296	1	A1	A1	6	S Goodlip	75.5	40	1	A5	D Garbett	9.928	9.323	5	1	S Goodlip	44	1	M Allsopp	11
2	A Smith	10.084	9.179	2	A5	A2	8	D Garbett	74.1	33	2	A1	S Goodlip	10.105	9.160	4	2	D Garbett	38	2	D Garbett	8
3	D Garbett	10.125	9.141	3	A2	A3	4	A Smith	73.2	29	3	C3	L Pateman	10.417	8.885	3	3	A Smith	29	2	L Smith	8
4	N Sismey	10.462	8.847	4	A6	A4	5	N Sismey	72.8	26	4	A6	N Sismey	10.531	8.789	2	4	N Sismey	27	2	L Pateman	8
5	L Pateman	10.770	8.594	5	A4	A5	2	G Skipp	71.8	24	5	B2	M Thorpe	10.555	8.769	1	5	G Skipp	24	5	S Goodlip	6
6	M Thorpe	10.818	8.556	5	B1	B1	6	L Blacker	71.8	24	6	A2	A Smith	10.573	8.754		5	L Blacker	24	5	L Blacker	6
7	G Skipp	10.830	8.546	7	B2	B2	5	M Thorpe	71.1	21	7	B1	L Blacker	10.605	8.728		7	M Thorpe	22	5	A Staniec	6
8	L Blacker	10.912	8.482	8	B3	B3	4	P Rees	69.6	20	8	A4	G Skipp	10.848	8.532		8	L Pateman	21	8	N Sismey	5
9	T Gray	11.148	8.303	9	B4	B4	3	T Gray	69.2	19	9	B4	T Gray	10.858	8.524		9	P Rees	20	8	M Smith	5
10	M Allsopp	11.214	8.254	10	C3	C1	8	L Pateman	68.9	18	10	B3	P Rees	11.153	8.299		10	T Gray	19	8	M Thorpe	5
11	L Smith	11.344	8.199	11	C5	C2	8	L Smith	68.2	17	11	D6	M Allsopp	11.229	8.243		11	L Smith	17	8	M Dutton	5
12	P Rees	11.371	8.140	12	B5	B5	2	R Booth	67.4	16	12	C5	L Smith	11.236	8.238		12	R Booth	16	12	A Smith	4
13	J Kalyan	11.790	7.850	13	C2	C3	4	J Kalyan	67.2	15	13	B5	R Booth	11.438	8.092		13	J Kalyan	15	12	J Kalyan	4
14	M Smith	11.853	7.809	13	D6	D1	11	M Allsopp	67.2	15	14	C2	J Kalyan	11.691	7.917		13	M Allsopp	15	12	L Patterson	4
15	R Booth	11.932	7.757	15	C4	C4	3	D Kalyan	64.1	13	15	C4	D Kalyan	11.740	7.884		15	D Kalyan	13	12	S Rankin	4
16	D Kalyan	12.036	7.690	16	E1	E1	6	A Staniec	62.0	12	16	E2	M Dutton	12.095	7.652		16	A Staniec	12	12	P Rees	4
17	M Dutton	12.167	7.607	17	C1	C5	2	S Gray	61.1	11	17	E1	A Staniec	12.125	7.634		17	S Gray	11	17	T Gray	3
18	A Staniec	12.286	7.534	18	D2	D2	5	M Smith	59.3	10	18	D3	L Patterson	12.252	7.554		18	M Smith	10	17	D Kalyan	3
19	S Rankin	12.623	7.332	19	D3	D3	4	L Patterson	58.4	9	19	D2	M Smith	12.328	7.508		19	L Patterson	9	19	G Skipp	2
20	L Patterson	12.633	7.327	20	E2	E2	5	M Dutton	56.8	8	20	C1	S Gray	12.569	7.364		20	M Dutton	8	19	R Booth	2
21	S Gray	12.774	7.246	21	D5	D4	4	S Rankin	54.8	7	21	D5	S Rankin	12.572	7.362		21	S Rankin	7	19	S Gray	2

Gary Skipp matched his Round 27 fifth place adding 1.1 laps to his previous score, and guess what for third race in a row **Lewis Blacker** shared a placing with someone, this time Gary. His shared finishing places at Sakhir were 7th, 6th and now 5th. At this rate he should share the win at the second Sakhir Sprint Race on 10Oct23! Keep close to Lewis. He was the third racer on the night to win Group B. The other two winners followed him home, **Martin Thorpe** 0.7 laps behind with **Phil Rees** another 1.5 laps back. However, luckily for Phil **Tom Gray** was again one place behind him giving Phil another extra point towards the Group Challenge, his lead going up from 2.5 to 5.5 points over the course of the Evening.

Lee Pateman matched his tenth place in the previous Round despite dropping 0.1 laps He was certainly consistent with 0.7 laps covering his scores over the three races. Oddly, his worse score gave him his best result of 6th in Round 26. It was by far his best Evening of the year. **Liam Smith** fell smack bang in the middle of the field in 11th, 0.7 laps behind Lee, also matching his previous Round's placing. **Richard Booth** finally mastered the technique to get the best out of his McLaren's old tyres taking an Evening best of 12th.

Jag Kalyan made it three 13th place finishes in a row for the Evening, adding 2.4 laps across the three races. **Martin Allsopp**, taking all three Group D wins, matched Jag's laps and took home the maximum 33 Group points from D6. **Daniel Kalyan's** 15th meant the three of them were tied together for two races running. He was also very close to his dad again on lap times.

Andrew Staniec equalled JJ's consecutive Group win record with his 10th Group E win in a row, as he matched his 16th in Round 26. He also set the 17th fastest lap improving upon his 18th on 09May23. **Stuart Gray** recorded his best result of the Evening with 17th along with his fastest lap of the night.

Mick Smith and **Lee Patterson** had another close battle, with Lee actually setting a faster lap this time, but Mick taking 18th by 0.9 laps. **Macaully Dutton** went one better than his previous two finishes with 20th with **Simon Rankin** jumping two places to 23rd.



Simon has kindly agreed to jump into Group E for the next Evening should it be required.



Group C with Liam Smith, Daniel, winner of all three Rounds Lee, Jag and Stuart Gray.

Everyone's Best Results At This Circuit



**What are my Best Scores?
Who Have I Beaten?**



New Member Martin checking out Angus' painting skills.



Sakhir Best Off Chart

Qualifying / Fastest Lap					Race Laps			
Pos	Competitor	Fastest	MPH	Date	Pos	Competitor	Laps	Date
1	A Smith	9.906	9.344	29-Mar-22	1	S Goodlip	75.5	19-Sep-23
2	D Garbett	9.928	9.323	19-Sep-23	2	A Smith	74.6	21-Jun-22
3	S Goodlip	9.957	9.296	19-Sep-23	3	D Garbett	74.5	19-Sep-23
4	L Pateman	10.417	8.885	19-Sep-23	4	N Sismey	72.8	19-Sep-23
5	N Sismey	10.462	8.847	19-Sep-23	5	L Blacker	71.8	19-Sep-23
6	JJ Hughes-Dowd	10.477	8.834	19-Sep-23	5	G Skipp	71.8	19-Sep-23
7	M Thorpe	10.555	8.769	19-Sep-23	7	S White	71.2	21-Jun-22
8	L Blacker	10.605	8.728	19-Sep-23	8	M Thorpe	71.1	19-Sep-23
9	S White	10.666	8.678	21-Jun-22	9	G Peach	70.4	12-Apr-22
10	G Peach	10.675	8.670	12-Apr-22	10	JJ Hughes-Dowd	70.2	19-Sep-23
11	G Skipp	10.830	8.546	19-Sep-23	11	P Rees	70.1	21-Jun-22
12	T Gray	10.858	8.524	19-Sep-23	12	T Gray	69.2	19-Sep-23
13	P Rees	11.153	8.299	19-Sep-23	13	L Pateman	69.0	19-Sep-23
14	J Lamb	11.192	8.270	31-May-22	14	C Cooper	68.4	31-May-22
15	M Allsopp	11.214	8.254	19-Sep-23	15	L Smith	68.2	19-Sep-23
16	L Smith	11.236	8.238	19-Sep-23	16	J Lamb	67.9	31-May-22
17	R Booth	11.438	8.092	19-Sep-23	17	R Booth	67.4	19-Sep-23
18	D Edwards	11.525	8.031	12-Apr-22	18	M Allsopp	67.2	19-Sep-23
19	C Cooper	11.540	8.021	31-May-22	18	J Kalyan	67.2	19-Sep-23
20	J Kalyan	11.691	7.917	19-Sep-23	20	D Edwards	64.3	21-Jun-22
21	D Kalyan	11.740	7.884	19-Sep-23	20	D Kalyan	64.3	19-Sep-23
22	M Smith	11.853	7.809	19-Sep-23	22	A Staniec	62.0	19-Sep-23
23	M Dutson	12.095	7.652	19-Sep-23	23	M Smith	61.4	19-Sep-23
24	A Staniec	12.125	7.634	19-Sep-23	24	S Gray	61.1	19-Sep-23
25	S Gray	12.192	7.592	29-Mar-22	25	L Edwards	59.4	21-Jun-22
26	L Patterson	12.252	7.554	19-Sep-23	26	L Patterson	58.4	19-Sep-23
27	JT Hughes-Dowd	12.394	7.468	19-Sep-23	27	M Dutson	57.6	19-Sep-23
28	S Rankin	12.572	7.362	19-Sep-23	28	JT Hughes-Dowd	56.4	19-Sep-23
29	J Johnson	12.667	7.307	29-Mar-22	29	S Rankin	54.8	19-Sep-23
30	D Hughes-Dowd	12.859	7.198	19-Sep-23	30	D Hughes-Dowd	52.3	19-Sep-23
31	L Edwards	13.119	7.055	29-Mar-22	31	J Johnson	N/A	N/A



Group A were the last to race with Nick Sismey, Round 26 winner Dean, Gary, JJ Hughes-Dowd, Angus and Rounds 27 & 28 winner Simon.



Unfortunately JJ was feeling unwell after Round 27 so left before the final Round.
Get well soon JJ.

Championship Tables



Those All Important
Points!



Liam and Macaully are more regular racers now, which is good news.



DHORC Carrera Digital Championship 2023

Pos	Competitor	Total	Best	Diff
		All Scores	75%	
1	S Goodlip	1009.0	1009.0	
2	A Smith	948.0	948.0	61
3	N Sismey	622.5	622.5	326
4	M Thorpe	620.0	620.0	2.5
5	D Garbett	612.5	612.5	7.5
6	P Rees	581.0	581.0	32
7	JJ Hughes-Dowd	530.5	530.5	51
8	L Blacker	494.0	494.0	37
9	S White	486.5	486.5	7.5
10	G Peach	458.0	458.0	29
11	T Gray	451.0	451.0	7
12	R Booth	441.0	441.0	10
13	J Kalyan	385.0	385.0	56
14	S Gray	360.0	360.0	25
15	G Skipp	300.0	300.0	60
16	D Edwards	285.0	285.0	15
17	D Kalyan	268.0	268.0	17
18	L Pateman	249.5	249.5	19
19	J Lamb	233.0	233.0	17
20	J Yates	217.0	217.0	16
21	L Edwards	208.5	208.5	8.5
22	M Dutson	186.5	186.5	22
23	J Johnson	181.0	181.0	5.5
24	JT Hughes-Dowd	174.0	174.0	7
25	L Smith	148.0	148.0	26
26	A Staniec	131.0	131.0	17
27	M Smith	129.0	129.0	2
28	D Hughes-Dowd	125.0	125.0	4
29	S Rankin	115.5	115.5	9.5
30	L Patterson	93.0	93.0	23
31	C Cooper	80.0	80.0	13
32	M Allsopp	45.0	45.0	35
33	A Woodhouse	21.0	21.0	24

DHORC Carrera Digital Group Challenge 2023

Pos	Competitor	Group Wins	Results	
			All Points	Turn Up Rate
1	P Rees	7	166.0	100.00%
2	T Gray	9	160.5	100.00%
3	M Thorpe	8	144.0	92.86%
4	A Smith	9	142.0	100.00%
5	S Goodlip	13	140.5	100.00%
6	S Gray	6	139.0	100.00%
7	JJ Hughes-Dowd	13	137.5	96.43%
8	R Booth	6	123.0	100.00%
9	M Dutson	3	119.0	96.43%
9	D Garbett	4	119.0	78.57%
11	D Kalyan	5	118.0	100.00%
12	J Kalyan	3	115.0	100.00%
13	L Blacker	7	111.0	89.29%
14	JT Hughes-Dowd	3	110.0	96.43%
15	J Lamb	8	103.0	75.00%
16	L Edwards	5	93.0	67.86%
17	N Sismey	2	89.5	100.00%
18	A Staniec	10	84.0	81.25%
19	D Edwards	3	80.5	78.57%
20	D Hughes-Dowd	0	74.0	82.14%
21	J Johnson	5	70.0	46.43%
22	S White	2	65.5	67.86%
23	G Peach	0	63.0	64.29%
24	M Smith	1	62.0	100.00%
25	L Pateman	3	60.5	70.37%
26	G Skipp	3	59.0	84.62%
27	J Yates	2	53.0	42.86%
28	S Rankin		52.0	78.57%
29	L Patterson	0	44.0	100.00%
30	L Smith		41.0	42.86%
31	M Allsopp	3	33.0	100.00%
32	A Woodhouse	0	18.0	28.57%
33	C Cooper	0	17.0	18.52%



Stuart and son Tom on marshalling duties.



Pos	Competitor	17-Jan		17-Jan		07-Feb		07-Feb		07-Mar		07-Mar		28-Mar		28-Mar		09-May		09-May		13-Jun		13-Jun		04-Jul		04-Jul		01-Aug		Total	Best 75%	Diff
		Imola	Imola	Imola	Imola	Imola	Imola	P Ric	P Ric	P Ric	P Ric	P Ric	P Ric	P Ric	P Ric	P Ric	P Ric	P Ric	P Ric	P Ric	P Ric	P Ric	P Ric	P Ric	P Ric	P Ric	P Ric	P Ric	P Ric	P Ric	P Ric			
1	S Goodlip	37	44	42	34	44	32	44	37	45	45	37	44	44	38	44	31	22	31	22	31	45	30	30	30	21	38	1009.0	1009.0	61				
2	A Smith	45	33	27	44	34	33	37	45	37	37	37	45	38	38	29	32	23	26	28	22	19	21	22	18	21	44	948.0	948.0	325.5				
3	N Slimey	20	22	18	24	19	22	27	20	25	20	24	24	24	26	28	22	21	22	18	21	22	18	21	22	18	21	18	622.5	622.5	2.5			
4	M Thorpe	21	24	29	21	24	21	29	26	29	30	26	26	26	26	21	22	21	33	29	24	24	22	19	22	12	620.0	620.0	7.5					
5	D Garbett	31	38	37	34	28	35	DNS	DNS	DNS	DNS	DNS	DNS	6	25	33	26	22	12	31	33	24	30	33	24	30	612.5	612.5	31.5					
6	P Rees	24	22	26	26	20	16	21	22	22	24	21	22	24	22	20	24	22	20	24	22	20	24	22	19	29	22	581.0	581.0	50.5				
7	JJ Hughes-Dowd	6	5	4	10	7	12	16	13	16	12	12	12	12	12	12	12	43	43	22	30	23	26	44	29	530.5	530.5	36.5						
8	L Blacker	14	17	21	16	21	24	11	17	9	24	31	12	24	27	DNS	DNS	23	21	21	33	41	30	22	486.5	486.5	7.5							
9	S White	23	22	23	22	27	45	27	25	23	DNS	DNS	DNS	23	21	20	22	20	22	20	22	20	DNS	DNS	DNS	DNS	458.0	458.0	28.5					
10	G Peach	28	25	25	34	18	24	32	29	29	25	32	21	24	21	16	15	14	16	15	17	18	16	17	19	451.0	451.0	10						
11	R Booth	11	18	16	19	18	16	19	21	19	21	20	20	20	10	12	16	9	14	16	17	14	18	16	17	14	441.0	441.0	56					
12	J Kalyan	12	14	19	7	11	10	17	12	11	18	17	17	14	17	8	15	13	13	13	15	15	10	17	385.0	385.0	25							
13	S Gray	16	9	12	12	8	13	14	14	15	13	15	14	16	16	16	13	14	14	13	14	14	16	17	14	11	360.0	360.0	60					
14	S Gray	16	9	12	12	8	13	14	14	15	13	15	14	16	16	16	13	14	14	13	14	14	16	17	14	11	360.0	360.0	15					
15	G Skipp	DNS	DNS	DNS	DNS	DNS	DNS	DNS	DNS	DNS	DNS	DNS	DNS	DNS	DNS	DNS	DNS	37	41	35	25	21	33	21	33	21	300.0	300.0	17					
16	D Edwards	15	12	13	13	9	6	DNS	DNS	DNS	14	16	13	17	14	15	17	10	11	7	14	13	13	13	13	13	268.0	268.0	18.5					
17	D Kalyan	8	4	7	6	6	5	12	11	13	8	9	8	8	6	8	10	10	10	11	7	14	13	13	13	13	268.0	268.0	16.5					
18	L Pateman	17	10	9	14	13	15	DNS	DNS	DNS	DNS	DNS	DNS	19	13	19	DNS	DNS	DNS	DNS	DNS	10	3	3	14	249.5	249.5	8.5						
19	J Lamb	5	13	10	8	10	11	15	15	14	15	14	18	12	10	10	11	10	12	7	8	7	8	5	DNS	233.0	233.0	16						
20	J Yates	19	15	18	17	17	17	18	20	17	16	20	23	DNS	DNS	DNS	DNS	DNS	DNS	DNS	DNS	DNS	DNS	DNS	DNS	DNS	217.0	217.0	8.5					
21	L Edwards	10	8	6	9	14	8	DNS	DNS	DNS	10	11	11	18	19	17	13	17	13	17	19	DNS	DNS	DNS	DNS	208.5	208.5	22						
22	M Dutton	7	2	2	3	5	4	7	10	7	9	10	9	13	11	12	8	9	10	DNS	DNS	5	4	4	4	186.5	186.5	5.5						
23	J Johnson	14	11	5	11	16	19	21	20	18	17	7	20	2	DNS	DNS	DNS	DNS	DNS	DNS	DNS	DNS	DNS	DNS	DNS	181.0	181.0	7						
24	JT Hughes-Dowd	4	6	3	5	3	7	9	9	11	8	8	6	7	6	5	6	6	6	6	8	6	6	7	8	174.0	174.0	26						
25	L Smith	9	7	11	DNS	DNS	DNS	DNS	DNS	DNS	11	13	15	DNS	DNS	DNS	DNS	DNS	DNS	DNS	DNS	DNS	11	11	12	DNS	148.0	148.0	17					
26	A Starniec	DNS	DNS	DNS	DNS	DNS	DNS	DNS	DNS	DNS	DNS	DNS	DNS	11	10	11	DNS	DNS	DNS	DNS	DNS	DNS	12	10	11	9	131.0	131.0	2					
27	M Smith	DNS	DNS	DNS	DNS	DNS	DNS	DNS	DNS	DNS	DNS	DNS	DNS	9	7	7	12	6	5	9	6	5	9	6	9	7	129.0	129.0	4					
28	D Hughes-Dowd	2	3	1	2	2	2	2	8	8	5	5	5	5	5	6	7	7	7	10	9	9	9	9	6	DNS	125.0	125.0	9.5					
29	S Rankin	3	1	8	4	4	3	10	7	12	6	6	7	3	3	4	DNS	DNS	DNS	DNS	DNS	DNS	DNS	DNS	5	115.5	115.5	22.5						
30	L Patterson	DNS	DNS	DNS	DNS	DNS	DNS	DNS	DNS	DNS	DNS	DNS	DNS	8	4	3	5	5	8	5	4	7	4	7	4	93.0	93.0	13						
31	C Cooper	DNS	16	14	18	12	20	DNS	DNS	DNS	DNS	DNS	DNS	DNS	DNS	DNS	DNS	DNS	DNS	DNS	DNS	DNS	DNS	DNS	DNS	80.0	80.0	35						
32	M Allisopp	DNS	DNS	DNS	DNS	DNS	DNS	DNS	DNS	DNS	DNS	DNS	DNS	DNS	DNS	DNS	DNS	DNS	DNS	DNS	DNS	DNS	DNS	DNS	DNS	45.0	45.0	24						
33	A Woodhouse	DNS	DNS	DNS	DNS	DNS	DNS	DNS	DNS	DNS	DNS	DNS	DNS	DNS	DNS	DNS	DNS	DNS	DNS	DNS	DNS	DNS	DNS	DNS	DNS	21.0	21.0	33						
Carrera Digital Race		34	35	36	37	38	39	40	41	42	43	44	45	46	47	48	49	50	51	52	53	54	55	55	55	55	Total	33	Diff					



Parc Ferme

DHORC Carrera Digital Championship 2023 (Sheet 2 of 2)											
Pos	Competitor	B Hat	B Hat 01Aug			Sakhir	Sakhir	Sakhir	Total	Best	Diff
		23	24	25	Tot	26	27	28	All	75%	
		01-Aug	SR1	SR2		19-Sep	19-Sep	19-Sep	Scores	33	
1	S Goodlip	34	19.0	22.0	41.0	38	43	44	1009.0	1009.0	
2	A Smith	44	22.0	19.0	41.0	32	34	29	948.0	948.0	61
3	N Sismey	19	10.5	17.0	27.5	20	24	27	622.5	622.5	325.5
4	M Thorpe	24	DNS	DNS	DNS	17	26	22	620.0	620.0	2.5
5	D Garbett	22	14.5	12.0	26.5	44	37	38	612.5	612.5	7.5
6	P Rees	24	5.0	3.0	8.0	24	20	20	581.0	581.0	31.5
7	JJ Hughes-Dowd	17	8.5	14.0	22.5	27	20	DNS	530.5	530.5	50.5
8	L Blacker	26	7.0	9.0	16.0	21	22	24	494.0	494.0	36.5
9	S White	35	11.0	12.5	23.5	DNS	DNS	DNS	486.5	486.5	7.5
10	G Peach	DNS	DNS	DNS	DNS	DNS	DNS	DNS	458.0	458.0	28.5
11	T Gray	18	10.5	9.5	20.0	21	16	19	451.0	451.0	7
12	R Booth	17	11.0	11.0	22.0	14	12	16	441.0	441.0	10
13	J Kalyan	17	13.0	8.0	21.0	15	15	15	385.0	385.0	56
14	S Gray	12	12.0	10.0	22.0	8	8	11	360.0	360.0	25
15	G Skipp	20	DNS	DNS	DNS	19	24	24	300.0	300.0	60
16	D Edwards	9	9.0	7.0	16.0	DNS	DNS	DNS	285.0	285.0	15
17	D Kalyan	15	8.5	7.5	16.0	9	13	13	268.0	268.0	17
18	L Pateman	13	8.0	8.5	16.5	22	18	21	249.5	249.5	18.5
19	J Lamb	DNS	DNS	DNS	DNS	DNS	DNS	DNS	233.0	233.0	16.5
20	J Yates	DNS	DNS	DNS	DNS	DNS	DNS	DNS	217.0	217.0	16
21	L Edwards	4	3.5	5.0	8.5	DNS	DNS	DNS	208.5	208.5	8.5
22	M Dutson	6	3.0	4.5	7.5	7	7	8	186.5	186.5	22
23	J Johnson	DNS	DNS	DNS	DNS	DNS	DNS	DNS	181.0	181.0	5.5
24	JT Hughes-Dowd	7	5.5	5.5	11.0	4	6	DNS	174.0	174.0	7
25	L Smith	DNS	DNS	DNS	DNS	14	17	17	148.0	148.0	26
26	A Staniec	10	6.5	6.5	13.0	12	10	12	131.0	131.0	17
27	M Smith	8	6.0	6.0	12.0	11	11	10	129.0	129.0	2
28	D Hughes-Dowd	DNS	DNS	DNS	DNS	6	4	DNS	125.0	125.0	4
29	S Rankin	5	4.0	3.5	7.5	5	5	7	115.5	115.5	9.5
30	L Patterson	3	5.0	4.0	9.0	10	9	9	93.0	93.0	22.5
31	C Cooper	DNS	DNS	DNS	DNS	DNS	DNS	DNS	80.0	80.0	13
32	M Allsopp	DNS	DNS	DNS	DNS	16	14	15	45.0	45.0	35
33	A Woodhouse	11	DNS	DNS	DNS	DNS	DNS	DNS	21.0	21.0	24
Carrera Digital Race		56	57	58		59	60	61	Total	33	Diff



Phil kept Race Control going for most of the Evening.



Sophie Aisthorpe supporting partner Lewis.

Pos	Competitor	Group Wins	17-Jan		07-Feb		07-Feb		07-Mar		28-Mar		09-May		13-Jun		04-Jul		01-Aug		Results			
			Imola	Imola	Imola	Imola	P Ric	P Ric	P Ric	P Ric	R Atf	R Atf	R Atf	R Atf	R Atf	R Atf	R Atf	B Hat	B Hat	B Hat	B Hat	All	Turn Up Rate	
1	P Rees	7	11	7	3	6	6	8	6	4	6	3	4	3	4	5	9	3	5	166.0	100.00%			
2	T Gray	8	7	7	5	2	4	8	6	6	5	6	5	5	5	6	6	6	9	140.5	100.00%			
3	M Thorpe	8	10	5	7	5	6	6	6	4	5	4	5	4	7	3	5	2	144.0	92.86%				
4	A Smith	6	5	4	6	4	5	5	7	5	5	2	7	7	5	7	3	5	8	142.0	100.00%			
5	S Goodlip	13	5	7	4	7	4	7	7	5	6	6	4	6	5	6	3	4	1	140.5	100.00%			
6	S Gray	6	9	7	7	4	4	4	4	6	4	4	4	6	4	4	6	10	4	138.0	100.00%			
7	JJ Hughes-Dowd	13	6	5	5	6	6	6	6	6	6	8	8	3	6	5	5	6	4	137.5	96.43%			
8	R Booth	6	5	9	7	7	5	6	5	5	5	2	2	2	2	5	3	6	4	133.0	100.00%			
9	M Dutton	3	2	1	4	4	5	5	5	5	5	7	7	7	4	5	DNS	4	4	119.0	96.43%			
9	D Garbett	4	2	6	6	3	6	DNS	DNS	DNS	DNS	2	3	8	9	3	1	7	9	119.0	78.57%			
11	D Kalyan	5	4	4	4	4	3	5	4	4	4	4	3	4	4	5	4	6	6	118.0	100.00%			
12	J Kalyan	3	4	7	2	3	6	4	2	4	2	4	3	7	3	5	4	3	4	1	115.0	100.00%		
13	L Blacker	7	3	4	2	5	6	3	3	5	7	2	7	7	DNS	DNS	2	6	4	5	111.0	89.29%		
14	JT Hughes-Dowd	3	6	8	6	5	3	7	3	5	6	4	2	3	4	3	3	5	4	110.0	96.43%			
15	J Lamb	8	2	2	5	5	5	6	6	6	6	6	5	4	5	6	5	5	5	DNS	103.0	75.00%		
16	L Edwards	5	2	1	4	6	4	DNS	DNS	5	5	5	8	8	3	9	9	DNS	DNS	93.0	67.86%			
17	N Simey	2	1	5	1	5	1	4	2	3	2	10	6	6	5	1	5	1	2	1	89.5	100.00%		
18	A Staniec	10	DNS	DNS	DNS	DNS	DNS	DNS	DNS	DNS	DNS	6	8	8	DNS	DNS	7	8	7	84.0	81.25%			
19	D Edwards	3	4	3	4	2	2	DNS	DNS	4	6	2	5	5	6	6	2	2	5	3	80.5	78.57%		
20	D Hughes-Dowd	4	4	1	1	1	1	1	1	1	1	1	3	3	5	3	7	8	2	DNS	74.0	82.14%		
21	J Johnson	5	5	2	7	7	9	7	5	2	7	2	DNS	DNS	DNS	DNS	DNS	DNS	DNS	70.0	46.43%			
22	S White	2	1	3	1	2	9	3	3	2	DNS	DNS	DNS	DNS	1	4	2	6	8	65.0	64.29%			
23	G Peach	0	5	5	3	2	8	2	2	5	3	2	3	2	4	3	DNS	DNS	DNS	63.0	64.29%			
24	M Smith	1	DNS	DNS	DNS	DNS	DNS	DNS	DNS	DNS	DNS	3	3	3	8	4	3	5	3	62.0	100.00%			
25	L Pateman	3	4	1	1	2	1	DNS	DNS	DNS	DNS	3	3	3	DNS	DNS	4	2	2	4	60.5	70.37%		
26	G Skipp	3	DNS	DNS	DNS	DNS	DNS	DNS	DNS	DNS	DNS	DNS	DNS	8	10	10	2	2	10	5	59.0	84.62%		
27	J Yates	2	6	4	6	4	4	5	5	2	3	5	DNS	DNS	DNS	DNS	DNS	DNS	DNS	53.0	42.86%			
28	S Rankin	0	1	1	7	2	3	2	4	2	2	3	1	1	1	DNS	DNS	DNS	DNS	52.0	78.57%			
29	L Patterson	0	DNS	DNS	DNS	DNS	DNS	DNS	DNS	DNS	DNS	2	2	2	3	3	5	2	3	44.0	100.00%			
30	L Smith	0	1	1	2	DNS	DNS	DNS	DNS	DNS	3	5	DNS	DNS	DNS	DNS	1	1	3	DNS	41.0	42.86%		
31	M Allisopp	3	DNS	DNS	DNS	DNS	DNS	DNS	DNS	DNS	DNS	DNS	DNS	DNS	DNS	DNS	DNS	DNS	DNS	33.0	100.00%			
32	A Woodhouse	0	DNS	DNS	DNS	DNS	DNS	DNS	DNS	DNS	DNS	DNS	DNS	DNS	DNS	DNS	DNS	DNS	9	18.0	28.57%			
33	C Cooper	0	DNS	3	5	1	5	DNS	DNS	DNS	DNS	DNS	DNS	DNS	DNS	DNS	DNS	DNS	DNS	17.0	18.52%			
Turn Up Rates		143	100.00%	100.00%	96.30%	96.30%	96.30%	77.78%	77.78%	77.78%	85.19%	85.19%	86.67%	83.33%	83.33%	74.19%	74.19%	74.19%	77.42%	80.65%	80.65%	78.13%	AVE	81.36%



Lee was asked to reinforce the final Turn's barrier as it kept on coming loose.



DHORC Carrera Digital Group Challenge 2023 (Sheet 2 of 2)										
Pos	Competitor	Group Wins	B Hat	B Hat	B Hat	Sakhir	Sakhir	Sakhir	Results	
			23	24	25	26	27	28	All	Turn Up
			01-Aug	01-Aug	01-Aug	19-Sep	19-Sep	19-Sep	Points	Rate
1	P Rees	7	7	2	2	8	4	4	166.0	100.00%
2	T Gray	9	9	3	3	7	3	3	160.5	100.00%
3	M Thorpe	8	6	DNS	DNS	3	7	5	144.0	92.86%
4	A Smith	9	8	4	3	4	4	4	142.0	100.00%
5	S Goodlip	13	4	3	3	5	6	6	140.5	100.00%
6	S Gray	6	3	5	4	2	2	2	139.0	100.00%
7	JJ Hughes-Dowd	13	1	2	2	3	1	DNS	137.5	96.43%
8	R Booth	6	5	3	4	2	2	2	123.0	100.00%
9	M Dutson	3	6	2	2	5	5	5	119.0	96.43%
9	D Garbett	4	3	4	3	10	8	8	119.0	78.57%
11	D Kalyan	5	6	2	2	3	3	3	118.0	100.00%
12	J Kalyan	3	8	4	3	5	4	4	115.0	100.00%
13	L Blacker	7	6	2	2	5	5	6	111.0	89.29%
14	JT Hughes-Dowd	3	3	3	3	1	3	DNS	110.0	96.43%
15	J Lamb	8	DNS	DNS	DNS	DNS	DNS	DNS	103.0	75.00%
16	L Edwards	5	4	3	3	DNS	DNS	DNS	93.0	67.86%
17	N Sismey	2	2	3	3	1	3	5	89.5	100.00%
18	A Staniec	10	7	4	4	6	6	6	84.0	81.25%
19	D Edwards	3	2	2	2	DNS	DNS	DNS	80.5	78.57%
20	D Hughes-Dowd	0	DNS	DNS	DNS	3	1	DNS	74.0	82.14%
21	J Johnson	5	DNS	DNS	DNS	DNS	DNS	DNS	70.0	46.43%
22	S White	2	7	2	2	DNS	DNS	DNS	65.5	67.86%
23	G Peach	0	DNS	DNS	DNS	DNS	DNS	DNS	63.0	64.29%
24	M Smith	1	4	2	2	5	5	5	62.0	100.00%
25	L Pateman	3	2	2	2	8	8	8	60.5	70.37%
26	G Skipp	3	5	DNS	DNS	2	3	2	59.0	84.62%
27	J Yates	2	DNS	DNS	DNS	DNS	DNS	DNS	53.0	42.86%
28	S Rankin	0	2	2	2	2	2	4	52.0	78.57%
29	L Patterson	0	1	3	3	4	4	4	44.0	100.00%
30	L Smith	0	DNS	DNS	DNS	6	8	8	41.0	42.86%
31	M Allsopp	3	DNS	DNS	DNS	11	11	11	33.0	100.00%
32	A Woodhouse	0	9	DNS	DNS	DNS	DNS	DNS	18.0	28.57%
33	C Cooper	0	DNS	DNS	DNS	DNS	DNS	DNS	17.0	18.52%
Turn Up Rates		143	78.13%	68.75%	68.75%	72.73%	72.73%	63.64%	AVE	81.36%

Members' Statistics

DHORC Carrera 2022 - 2023 Stats 1 - After CD61

Meetings Attended			Driver Ranking			Group Race Wins			
Pos	Competitor	No	Pos	Competitor	Score	Pos	Competitor	No	CS
1	A Smith	61	1	A Smith	2.481	1	A Smith	26	(6)
1	P Rees	61	2	S Goodlip	2.593	2	S Goodlip	19	(3)
1	N Sismey	61	3	S White	4.519	3	P Rees	18	(3)
4	R Booth	58	4	D Garbett	4.630	4	JJ Hughes-Dowd	15	(10)
4	S Gray	58	5	JJ Hughes-Dowd	5.295	4	L Blacker	15	(4)
6	M Thorpe	56	6	G Peach	5.741	6	D Garbett	14	(3)
7	S Goodlip	55	7	N Sismey	6.481	7	M Thorpe	13	(3)
8	S White	52	8	G Skipp	6.630	8	L Edwards	11	(3)
8	D Edwards	52	9	L Blacker	6.852	8	T Gray	11	(3)
8	L Blacker	52	10	M Thorpe	8.148	10	S Gray	10	(3)
8	D Garbett	52	11	J Yates	8.259	10	A Staniec	10	(10)
12	M Dutson	51	12	P Rees	9.407	12	D Edwards	9	(5)
13	G Peach	48	13	T Gray	10.519	13	J Lamb	8	(6)
14	L Edwards	46	14	J Johnson	11.630	13	J Kalyan	8	(3)
14	D Kalyan	46	15	M Allsopp	11.778	13	R Booth	8	(3)
16	L Pateman	43	16	L Pateman	12.111	16	S White	7	(2)
16	J Kalyan	43	17	D Edwards	13.074	16	L Pateman	7	(3)
18	J Lamb	42	18	R Booth	13.111	18	G Peach	6	(3)
19	T Gray	40	19	J Kalyan	13.407	18	J Yates	6	
20	L Smith	38	20	L Smith	14.333	18	N Sismey	6	
21	S Rankin	34	21	D Kaylan	14.519	18	D Kaylan	6	(5)
22	JJ Hughes-Dowd	33	22	S Gray	15.111	22	J Johnson	5	(4)
23	C Cooper	31	23	L Edwards	16.185	23	C Cooper	3	
24	JT Hughes-Dowd	30	24	M Smith	18.074	23	L Smith	3	
25	D Hughes-Dowd	29	25	A Staniec	18.519	23	M Dutson	3	(3)
26	J Yates	24	26	JT Hughes-Dowd	18.926	23	G Skipp	3	(2)
27	J Johnson	19	27	J Lamb	19.704	23	JT Hughes-Dowd	3	(2)
28	M Smith	16	28	L Patterson	19.741	23	M Allsopp	3	(3)
28	L Patterson	16	29	A Woodhouse	20.167	29	R Hill	1	
30	A Staniec	13	30	M Dutson	20.556	29	M Smith	1	
31	G Skipp	11	31	D Hughes-Dowd	21.074				
32	R Hill	9	32	S Rankin	21.704				
33	JD Hughes-Dowd	3	RET	C Cooper	10.222				
33	M Allsopp	3	RET	R Hill	11.852				
35	A Woodhouse	2	RET	JD Hughes-Dowd	21.889				

(Driver Ranking = Average Position in Qualifying, Final Position & Fastest Lap Over Last 9 club nights)

Orange = No Change, Green = Improvement, Red = Deterioration, White = New, Blue = Retired

DHORC Carrera 2022 - 2023 Stats 2 - After CD 61

Poles				Wins				Fastest Laps			
Pos	Competitor	No	CS	Pos	Competitor	No	CS	Pos	Competitor	No	CS
1	A Smith	32	(9)	1	A Smith	23	(4)	1	A Smith	36	(14)
2	S Goodlip	15	(5)	2	S Goodlip	13	(3)	2	S Goodlip	14	(4)
3	J Lamb	3	(3)	3	D Garbett	11	(3)	3	S White	3	
3	D Garbett	3		4	S White	5	(2)	4	N Sismey	2	
3	G Peach	3	(2)	5	JJ Hughes-Dowd	3	(2)	4	D Garbett	2	
6	N Sismey	2	(2)	6	P Rees	2		6	J Lamb	1	
6	S White	2		6	N Sismey	2		6	L Pateman	1	
8	L Pateman	1		8	L Blacker	1		6	G Peach	1	
				8	G Skipp	1		6	JJ Hughes-Dowd	1	

DHORC Carrera Stats 3 - CD 61

Poles		Competitor		
Records		Name	Total	2023
All Time		A Smith	32	8
A Smith	32	S Goodlip	15	14
Season		J Lamb	3	
A Smith	24	D Garbett	3	
		G Peach	3	2
		N Sismey	2	2
		S White	2	2
		L Pateman	1	
Wins		Competitor		
Records		Name	Total	2023
All Time		A Smith	23	7
A Smith	23	S Goodlip	13	12
Season		D Garbett	11	1
A Smith	16	S White	5	2
		JJ Hughes-Dowd	3	3
		P Rees	2	
		N Sismey	2	1
		L Blacker	1	1
		G Skipp	1	1
Fastest Laps		Competitor		
Records		Name	Total	2023
All Time		A Smith	36	9
A Smith	36	S Goodlip	14	12
Season		S White	3	2
A Smith	27	N Sismey	2	1
		D Garbett	2	2
		J Lamb	1	
		L Pateman	1	
		G Peach	1	1
		JJ Hughes-Dowd	1	1

Best DHORC Carrera Position Records 2022 - 2023 - After CD 61														
Qualifying					Final Position					Fastest Lap				
Pos	Competitor	DHORC-CD	Gap	Date	Pos	Competitor	DHORC-DC	Gap	Date	Pos	Competitor	DHORC-CD	Gap	Date
1	S Goodlip	61	0	19-Sep-23	1	S Goodlip	61	0	19-Sep-23	1	D Garbett	61	0	19-Sep-23
1	A Smith	59	2	19-Sep-23	1	D Garbett	59	2	19-Sep-23	1	A Smith	60	1	19-Sep-23
1	S White	57	4	01-Aug-23	1	A Smith	57	4	01-Aug-23	1	S Goodlip	59	2	19-Sep-23
1	N Sismey	48	13	09-May-23	1	JJ Hughes-Dowd	54	7	04-Jul-23	1	JJ Hughes-Dowd	53	8	04-Jul-23
1	G Peach	38	23	07-Feb-23	1	S White	53	8	04-Jul-23	1	S White	49	12	13-Jun-23
1	D Garbett	19	42	16-Aug-22	1	G Skipp	50	11	13-Jun-23	1	N Sismey	46	15	09-May-23
1	J Lamb	9	52	22-Mar-22	1	L Blacker	47	14	09-May-23	1	G Peach	36	25	17-Jan-23
1	L Pateman	6	55	15-Feb-22	1	N Sismey	46	15	09-May-23	1	L Pateman	5	56	15-Feb-22
2	JJ Hughes-Dowd	51	10	13-Jun-23	1	P Rees	14	47	31-May-22	1	J Lamb	3	58	18-Jan-22
2	L Blacker	40	21	07-Mar-23	2	M Thorpe	49	12	13-Jun-23	2	G Skipp	49	12	13-Jun-23
2	P Rees	1	60	18-Jan-22	2	G Peach	38	23	07-Feb-23	3	L Blacker	54	7	04-Jul-23
3	J Yates	34	27	17-Jan-23	2	L Pateman	4	57	15-Feb-22	4	J Yates	45	16	28-Mar-23
3	M Thorpe	19	42	16-Aug-22	2	J Lamb	1	60	18-Jan-22	4	P Rees	1	60	18-Jan-22
4	R Booth	57	4	01-Aug-23	3	C Cooper	22	39	23-Aug-22	5	M Thorpe	15	46	31-May-22
4	G Skipp	52	9	04-Jul-23	4	J Kalyan	57	4	01-Aug-23	6	T Gray	57	4	01-Aug-23
4	C Cooper	19	42	16-Aug-22	4	L Smith	10	51	12-Apr-22	6	R Booth	36	25	17-Jan-23
5	J Johnson	46	15	09-May-23	5	J Yates	23	38	23-Aug-22	6	C Cooper	9	52	22-Mar-22
5	D Edwards	25	36	25-Oct-22	5	D Edwards	8	53	22-Mar-22	7	L Smith	12	49	12-Apr-22
6	J Kalyan	40	21	07-Mar-23	6	R Booth	57	4	01-Aug-23	7	D Edwards	7	54	22-Mar-22
7	T Gray	58	3	01-Aug-23	6	S Gray	57	4	01-Aug-23	8	J Johnson	42	19	07-Mar-23
8	JT Hughes-Dowd	57	4	01-Aug-23	6	T Gray	24	37	23-Aug-22	8	J Kalyan	36	25	17-Jan-23
8	S Gray	52	9	04-Jul-23	7	J Johnson	40	21	07-Mar-23	9	S Gray	57	4	01-Aug-23
8	L Edwards	25	36	25-Oct-22	8	L Edwards	33	28	06-Dec-22	9	D Kalyan	33	28	06-Dec-22
10	M Allsopp	61	0	19-Sep-23	11	D Kalyan	57	4	01-Aug-23	10	M Allsopp	59	2	19-Sep-23
10	M Dutson	59	2	19-Sep-23	12	M Allsopp	59	2	19-Sep-23	11	M Dutson	18	43	21-Jun-22
10	D Kalyan	40	21	07-Mar-23	14	D Hughes-Dowd	32	29	06-Dec-22	11	L Edwards	17	44	21-Jun-22
10	L Smith	10	51	12-Apr-22	15	A Staniec	57	4	01-Aug-23	14	M Smith	59	2	19-Sep-23
11	M Smith	57	4	01-Aug-23	15	M Dutson	7	54	22-Mar-22	15	JT Hughes-Dowd	56	5	01-Aug-23
11	S Rankin	40	21	07-Mar-23	16	M Smith	49	12	13-Jun-23	16	L Patterson	58	3	01-Aug-23
13	L Patterson	57	4	01-Aug-23	16	S Rankin	42	19	07-Mar-23	16	D Hughes-Dowd	33	28	06-Dec-22
14	D Hughes-Dowd	59	2	19-Sep-23	17	A Woodhouse	56	5	01-Aug-23	17	A Staniec	61	0	19-Sep-23
14	A Staniec	59	2	19-Sep-23	17	JT Hughes-Dowd	42	19	07-Mar-23	17	S Rankin	25	36	25-Oct-22
20	A Woodhouse	56	5	01-Aug-23	18	L Patterson	57	4	01-Aug-23	20	A Woodhouse	55	6	01-Aug-23

Distance Covered in 2023 DHORC Carrera Champ - After Rnd 28

Pos	Competitor	Laps	Feet	Feet / Race	Miles	Races
1	S Goodlip	2,189.7	264,744	9,455	50.1	28
2	A Smith	2,174.2	263,287	9,403	49.9	28
3	N Sismey	2,083.5	251,900	8,996	47.7	28
4	P Rees	2,026.4	247,827	8,851	46.9	28
5	M Thorpe	1,988.0	247,073	9,503	46.8	26
6	T Gray	1,962.2	237,327	8,476	44.9	28
7	R Booth	1,948.8	235,767	8,420	44.7	28
8	J Kalyan	1,889.6	228,498	8,161	43.3	28
9	JJ Hughes-Dowd	1,887.1	227,224	8,416	43.0	27
10	S Gray	1,876.4	226,252	8,080	42.9	28
11	L Blacker	1,751.6	214,508	8,580	40.6	25
12	D Kalyan	1,770.6	214,388	7,657	40.6	28
13	D Garbett	1,677.9	198,528	9,024	37.6	22
14	JT Hughes-Dowd	1,571.4	189,121	7,004	35.8	27
15	M Dutson	1,557.1	188,555	6,984	35.7	27
16	D Edwards	1,511.1	177,603	8,073	33.6	22
17	S White	1,427.1	170,246	8,960	32.2	19
18	J Lamb	1,383.1	168,248	8,012	31.9	21
19	G Peach	1,395.9	166,802	9,267	31.6	18
20	D Hughes-Dowd	1,290.0	158,472	6,890	30.0	23
21	L Edwards	1,263.7	145,224	7,643	27.5	19
22	L Pateman	1,223.7	144,898	7,626	27.4	19
23	S Rankin	1,173.2	142,424	6,474	27.0	22
24	M Smith	970.6	114,894	7,181	21.8	16
25	G Skipp	853.0	109,141	9,922	20.7	11
26	L Patterson	907.5	107,330	6,708	20.3	16
27	J Johnson	853.7	105,743	8,134	20.0	13
28	J Yates	840.0	104,699	8,725	19.8	12
29	L Smith	781.9	102,021	8,502	19.3	12
30	A Staniec	811.6	97,934	7,533	18.5	13
31	C Cooper	375.9	44,168	8,834	8.4	5
32	M Allsopp	198.3	26,919	8,973	5.1	3
33	A Woodhouse	131.2	17,887	8,943	3.4	2
Pos	Competitor	45,746.0	5,539,653.7	8,285	1,049.2	672



Issue 4
07Aug23

Rules & Regulations

1.0 Evenings

Two Evenings run on the same circuit, seven Race and two Sprint circuits in 2023.

1.1 Race Groups

Up to a maximum of four Race Groups of six racers based on Ranking (last 9 Races) with the top six ranked racers in Group A, then Group B, Group C and Group D. If there are less than 24 racers on an Evening then the Race Groups will be adjusted accordingly as equally as possible. Group E has also been introduced to support racers who wish to run earlier between 17:00 and 18:00 hours.

1.2 Qualifying

One crash and burn lap at the end of that track's Test Night for the 1st Round at any track. For the 2nd Round on each circuit the fastest lap from either Qualifying above or the 1st Round. Thereafter the fastest lap from the last two Rounds for any subsequent Rounds.

This also reads across to Sprint Races on a shorter version of that circuit if that circuit is chosen to hold Sprint Races.

1.3 Race

15-minutes with a maximum of six cars per Race Group, with a minimum of three Races for all competitors on the night (Depending on the number of competitors) Anyone can win overall from any Race Group, the winner recording the most laps plus tenths. If more than one racer finishes on the same lap and tenth in any position it will be deemed a draw.

Races begin at 18:00 hours, racers to advise if they can't make it or will be late. We will do our best to ensure all racers run in all Races.

1.4 Race Points

Points awarded down to 24th place for each Race with additional points awarded for the top five fastest laps. 75% of the Club Nights run will count towards the Championship so if a racer competes in all Club Nights their best 75% of points will count.

Race Points													
Final Position				Fastest Lap				Final Points					
Pos	Grp	Competitor	Pts	Pos	Grp	Competitor	Pts	Pos	Competitor	Pts	Pos	Competitor	Pts
1	A1	Racer 1	40	13	D1	Racer 13	15	1	Racer 4	5	1	Racer 1	41
2	A2	Racer 2	33	14	D2	Racer 14	14	2	Racer 2	4	2	Racer 2	37
3	A3	Racer 3	29	15	B4	Racer 15	13	3	Racer 8	3	3	Racer 4	31
4	B1	Racer 4	26	16	C4	Racer 16	12	4	Racer 12	2	4	Racer 3	29
5	A4	Racer 5	24	17	C5	Racer 17	11	5	Racer 1	1	5	Racer 5	24
6	B2	Racer 6	22	18	C6	Racer 18	10				6	Racer 8	23
7	C1	Racer 7	21	19	B5	Racer 19	9				7	Racer 6	22
8	C2	Racer 8	20	20	D3	Racer 20	8				8	Racer 7	21
9	B3	Racer 9	19	21	D4	Racer 21	7				9	Racer 9	19
10	A5	Racer 10	18	22	B6	Racer 22	6				10	Racer 10	18
11	A6	Racer 11	17	23	D5	Racer 23	5				10	Racer 12	18
12	C3	Racer 12	16	24	D6	Racer 24	4				12	Racer 11 etc	17

1.5 Group Points

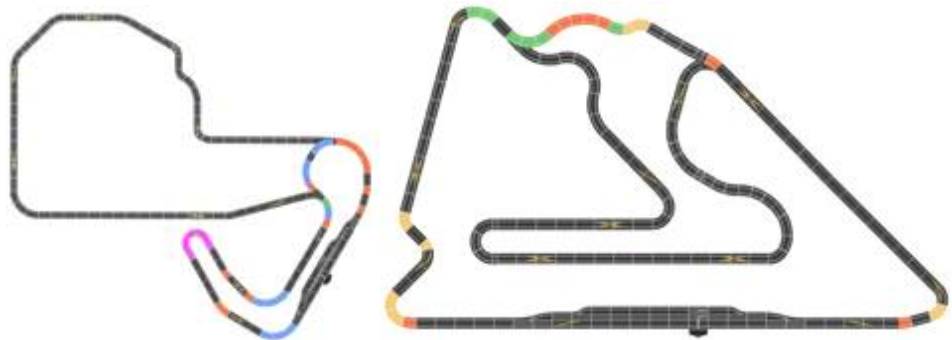
Championship based on Group Points with the same points awarded to A, B, C, D & E Groups. More points awarded for improved finishing position i.e. A6 winning Group A awarded 11 points (five extra points for moving up five places), A1 just 6 points.

Race Group Points						
Group Pos	Placings & Points Awarded					
	1st	2nd	3rd	4th	5th	6th
A1	6	5	4	3	2	1
A2	7	5	4	3	2	1
A3	8	6	4	3	2	1
A4	9	7	5	3	2	1
A5	10	8	6	4	2	1
A6	11	9	7	5	3	1

1.6 Sprint Race

Two 5-minutes Sprint Races at two separate Evenings with four cars per Sprint Race Group, with a maximum of two Sprint Races for all competitors on the night. Anyone can win overall from any Group, the winner recording the most laps plus tenths.

These will take place at the second Brands Hatch and Sakhir Evenings in 2023 after two 15-minute Races earlier in the evening. The Sprint Races will be run on a shorter version of the tracks.



1.7 Sprint Points

Half points awarded down to 24th place for each Sprint Race with additional half points awarded for the top five fastest laps.

Sprint Points													
Final Position								Fastest Lap			Final Points		
Pos	Grp	Competitor	Pts	Pos	Grp	Competitor	Pts	Pos	Competitor	Pts	Pos	Competitor	Pts
1	A1	Racer 1	20.0	13	D1	Racer 13	7.5	1	Racer 4	2.5	1	Racer 1	20.5
2	A2	Racer 2	16.5	14	D2	Racer 14	7.0	2	Racer 2	2.0	2	Racer 2	18.5
3	A3	Racer 3	14.5	15	B4	Racer 15	6.5	3	Racer 8	1.5	3	Racer 4	15.5
4	B1	Racer 4	13.0	16	C4	Racer 16	6.0	4	Racer 12	1.0	4	Racer 3	14.5
5	A4	Racer 5	12.0	17	C5	Racer 17	5.5	5	Racer 1	0.5	5	Racer 5	12.0
6	B2	Racer 6	11.0	18	C6	Racer 18	5.0				6	Racer 8	11.5
7	C1	Racer 7	10.5	19	B5	Racer 19	4.5				7	Racer 6	11.0
8	C2	Racer 8	10.0	20	D3	Racer 20	4.0				8	Racer 7	10.5
9	B3	Racer 9	9.5	21	D4	Racer 21	3.5				9	Racer 9	9.5
10	A5	Racer 10	9.0	22	B6	Racer 22	3.0				10	Racer 10	9.0
11	A6	Racer 11	8.5	23	D5	Racer 23	2.5				10	Racer 12	9.0
12	C3	Racer 12	8.0	24	D6	Racer 24	2.0				12	Racer 11 etc	8.5

1.8 Sprint Group Points

Half Group points awarded for each Sprint Race.

Sprint Group Points 4 Racers				
Group Pos	Placings & Points Awarded			
	1st	2nd	3rd	4th
A1	3.0	2.5	2.0	1.5
A2	3.5	2.5	2.0	1.5
A3	4.0	3.0	2.0	1.5
A4	4.5	3.5	2.5	1.5

1.9 Fuel Usage

Fuel usage will be reviewed for each circuit with 25% increased consumption agreed for any lap completed under an agreed lap time. Fuel stops will add 10% of a full tank per second.

1.10 Car Usage

Different cars can be used for each Evening but cannot be changed during the Evening unless it has an issue that cannot be rectified.

Key: Race = Round = Club Night. Evening = whole evening of racing



2.0 Cars

Carrera DTM, GT2, GT3 and GTE Racing Cars running the latest chassis.



2.1 Bodies

No modification or floating body screws

2.2 Lights

Must be working. Older Evolution cars do not contain lights as standard so chipped lights would need to be fitted.

2.3 Aerials/Mirrors

Can be removed

2.4 Rear Wings

Must be fitted at the beginning of the meeting. If they break off and can't be refitted, then the uprights must be replaced with rubber and fitted for the next meeting.

2.5 Chassis

No modifications

2.6 Axles

2.6.1 Front

Either standard Carrera or complete axle supplied by DHORC (Approx. £4)

2.6.2 Rear

Either standard Carrera or the following Slot.it Rear Axle Kit Pt No KK07C - 28t Inline Crown with 17.3x9.75mm hubs. (Approx. £14)



As some cars require different size hubs it was agreed that the following parts, to make up the rear axle, could be bought separately if need be: -

Aluminium Hubs 17.3x9.75x1.5	W1730975A
Crown Gear 28Tooth Inline	GI28-Bz
Bronze Bearings x2	PA-68
Axle 54mm x1	PA01-54
Wheel Hub Spacers 1mm x 2	PA-51
Alternative thinner Hubs 17.3x8.2x1.5	W17308215A

2.7 Front Magnet Must be removed

2.8 Tyres Rear, standard or supplied by DHORC. Front, free but must touch the track and rotate when the car is running. Both can be reprofiled.

2.9 Motor Standard or PSR Mabuchi Motor, supplied by Pendle Slot Racing. Ready to race motor available from DHORC.

2.10 Guide Blade Standard Carrera and not an aftermarket product. Original can be helped to stay in place with either a piece of rubber or a grub screw.

2.11 Min Height A minimum height between the base of the rear magnet holder and the provided Technical Plate agreed at **1mm**. This is because the rear magnet holders on different cars are closer to the track, giving better road holding. We want all cars to have the same level of road holding, so we can make all cars competitive.

2.12 Chassis Weights A maximum of 5 grammes can to be fitted by doubled sided tape only.



3.0 Driving & Racing Standards (Based on The Digital Slot Car Association Rules)

- 3.1. Any car on the circuit must be compliant with the GT rules.
- 3.2. Any indiscretion against stated regulations will be punishable by penalty (to be agreed).
- 3.3. When lapping a slower car, it is the responsibility of the faster car to change lanes and perform an overtake. Lapped cars should remain in their current lane until the faster car has passed.
 - 3.3.1. Intentionally blocking of a faster car when lapping is illegal
 - 3.3.2. Intentionally blocking a car fighting for position on the same lap is allowed
- 3.4. Contact from cars racing on the same lane, in proximity, is to be expected. Intentional or excessive contact is not allowed. Penalties (to be agreed) will be issued in the following circumstances: -
 - 3.4.1. Intentional or excessive contact with another car
 - 3.4.2. De-slotting another car by driving into the back of it
 - 3.4.3. Intentionally stopping on the circuit
 - 3.4.4. Excessive blocking by changing lanes when being lapped
- 3.5. Illegal contact may be reported by any participant of the meeting
- 3.6. Cars may be requested to pit for attention under the following circumstances: -
 - 3.6.1. Any functional or mechanical part of the car has become completely detached from the car
 - 3.6.2. A wing or spoiler becomes broken, completely detached from the body, or it is clear to the official at race control that when viewing the car from their normal position, that it is damaged
 - 3.6.3. The required number of headlights/taillights are not working
 - 3.6.4. A car is otherwise causing a hazard that may damage the circuit or other cars on the circuit
- 3.7. If any session is paused (red flagged), the following restrictions apply: -
 - 3.7.1. Cars must not be removed from the track, where they have come to stop
 - 3.7.2. Any car in the pit at the time of the red flag must have no further work completed on it until the session is resumed
 - 3.7.3. Drivers may leave their station only under the direction of race control
- 3.8. During Parc Ferme conditions, cars may only be worked on under the supervision of an official
- 3.9. Slow or malfunctioning cars should move to the inside lane (or lane nearest to the pit) and pit as soon as possible. Race control should be notified that there is a slow car on circuit so other drivers may be warned

Next Circuit

Sakhir




Where Do We Race Next?

What Are The Records?

Who Has Been On The Podium?


Circuit History

The Bahrain International Circuit (Sakhir) is a 5.412 km (3.363 mi) motorsport venue opened in 2004 and used for drag racing, GP2 Series (now FIA Formula 2), and the annual Formula One Bahrain Grand Prix. The 2004 Grand Prix was the first held in the Middle East. Beginning in 2006, Australian V8 Supercars raced at the BIC, with the event known as the Desert 400. However, the V8 Supercars did not return for the 2011 V8 Supercar season. 24 Hour endurance races are also hosted at BIC. The circuit has a FIA Grade 1 license. The circuit also has multiple layouts.



Sakhir (Bahrain)

Previous Results



			1st	2nd	3rd
DHORC-CD 10	12-Apr 2022	135'9"	A Smith	D Garbett	G Peach
DHORC-CD 11	12-Apr 2022	135'9"	D Garbett	A Smith	S Goodlip
DHORC-CD 12	12-Apr 2022	135'9"	A Smith	D Garbett	S White
DHORC-CD 13	31-May 2022	135'9"	A Smith	S Goodlip	P Rees
DHORC-CD 14	31-May 2022	135'9"	P Rees	A Smith	S White
DHORC-CD 15	31-May 2022	135'9"	A Smith	S Goodlip	M Thorpe
DHORC-CD 16	21-Jun 2022	135'9"	A Smith	D Garbett	S White
DHORC-CD 17	21-Jun 2022	135'9"	A Smith	D Garbett	S Goodlip
DHORC-CD 18	21-Jun 2022	135'9"	D Garbett	A Smith	S Goodlip
DHORC-CD 59	19-Sep 2023	135'9"	D Garbett	S Goodlip	A Smith
DHORC-CD 60	19-Sep 2023	135'9"	S Goodlip	D Garbett	A Smith
DHORC-CD 61	19-Sep 2023	135'9"	S Goodlip	D Garbett	A Smith
DHORC-CD 62	10-Oct 2023	135'9"			
DHORC-CD 63	10-Oct 2023	135'9"			

Circuit Records

Qualifying / Fastest Lap

GT	A Smith	12Apr22
	9.906 secs	
	9.344 mph	


Race Laps (15 Mins)

GT	S Goodlip.	19Sep23
	75.5 Laps	


Evening Group Points

GT	M Allsopp	19Sep23
	33 Points	

Lap Length 135' 9"



BAHRAIN INTERNATIONAL CIRCUIT
135'9"






Sakhir Carrera Digital 10Oct23


Race Groups - Issue 1

Grp	Competitor	Rank	Grp	Competitor	Rank
A			D		
A1	A Smith	2.481	D1	D Kaylan	14.519
A2	S Goodlip	2.593	D2	S Gray	15.111
A3	S White	4.519	D3	L Edwards	16.185
A4	D Garbett	4.630	D4	M Smith	18.074
A5	JJ Hughes-Dowd	5.296	D5	JT Hughes-Dowd	18.926
A6	G Peach	5.741	D6	L Patterson	19.741
B			E		
B1	N Sismey	6.481	E1	A Staniec	18.519
B2	G Skipp	6.630	E2	J Lamb	19.704
B3	L Blacker	6.852	E3	M Dutson	20.556
B4	M Thorpe	8.148	E4	D Hughes-Dowd	21.074
B5	P Rees	9.407	E5	S Rankin	21.704
B6	T Gray	10.519	E6		
C			Standby		
C1	M Allsopp	11.778	S1	A Woodhouse	20.167
C2	L Pateman	12.111	S2		
C3	D Edwards	13.074	Unavailable		
C4	R Booth	13.111	U1	J Yates	8.259
C5	J Kalyan	13.407	U2	J Johnson	11.630
C6	L Smith	14.333	U3		



Sakhir - Outer Circuit (Bahrain)

Previous Results



	1st	2nd	3rd
DHORC-CD 64 SR3	10-Oct 2023	86'10"	
DHORC-CD 65 SR4	10-Oct 2023	86'10"	

Circuit Records

Qualifying / Fastest Lap

GT	TBA
----	-----


Race Laps (15 Mins)

GT	TBA
----	-----


Evening Group Points

GT	TBA
----	-----


Lap Length 86' 10"



Carrera DIGITAL




Sprint Races






























Derby HO Racing Club


























Carrera
DIGITAL 132



Urethane Tyres and 1/32nd Wheels & Inserts

			
RLW13201	RLW13202	RLW13203	RLW13204
			
RLW13205	RLW13206	RLW13207	RLW13208
			
RLW13209	RLW13210	RLW13211	RLW13212
			
RLW13213	RLW13214	RLW13215	RLW13216
			
RLW13217	RLW13218	RLW13219	RLW13220
			
RLW13221	RLW13222	RLW13223	RLW13224

			
<i>RLW13225</i>	<i>RLW13226</i>	<i>RLW13227</i>	<i>RLW13228</i>
			
<i>RLW13229</i>	<i>RLW13230</i>	<i>RLW13231</i>	<i>RLW13232</i>
			
<i>RLW13233</i>	<i>RLW13234</i>	<i>RLW13235</i>	<i>RLW13236</i>
			
<i>RLW13237</i>	<i>RLW13238</i>	<i>RLW13239</i>	<i>RLW13240</i>
			
<i>RLW13241</i>	<i>RLW13242</i>	<i>RLW13243</i>	<i>RLW13244</i>
			
<i>RLW13245</i>	<i>Slot it Rear Axle Kit Lrg Hubs (KK07c)</i>		<i>RLW-WHEEL</i>
Wheels & Inserts are 3D Printed in Resin			
Wheels & Inserts are available un-painted or can be painted to your choice by us.			
Please Be Aware These are Made to Order			

Polyurethane Tyres			
Available in the following sizes			
Outer Diameter 16mm x 11mm Inner Gap 5mm x 1mm RLT13201	Outer Diameter 17mm x 11mm Inner Gap 5mm x 1mm RLT13202	Outer Diameter 17.5mm x 11mm Inner Gap 5mm x 1mm RLT13203	Outer Diameter 18mm x 11mm Inner Gap 5mm x 1mm RLT13204
Outer Diameter 19mm x 10mm Inner Gap 5mm x 1mm RLT13205	Outer Diameter 19mm x 11mm Inner Gap 5mm x 1mm RLT13206	Outer Diameter 19mm x 11mm Inner Gap 6mm x 1mm RLT13207	Outer Diameter 19mm x 11mm Inner Gap 6mm x 1.5mm RLT13208
Outer Diameter 19mm x 12mm Inner Gap 5mm x 1mm RLT13209	Outer Diameter 19.5mm x 10mm Inner Gap 5mm x 1.5mm RLT13210	Outer Diameter 19.5mm x 10mm Inner Gap 6mm x 1.5mm RLT13211	Outer Diameter 19.5mm x 11mm Inner Gap 5mm x 1mm RLT13212
Outer Diameter 19.5mm x 11mm Inner Gap 5mm x 1.5mm RLT13213	Outer Diameter 19.5mm x 11mm Inner Gap 6mm x 1mm RLT13214	Outer Diameter 19.5mm x 11mm Inner Gap 6mm x 1.5mm RLT13215	Outer Diameter 20mm x 11mm Inner Gap 5mm x 1mm RLT13216
Outer Diameter 20mm x 11mm Inner Gap 5mm x 1.5mm RLT13217	Outer Diameter 20mm x 11mm Inner Gap 6mm x 1mm RLT13218	Outer Diameter 20mm x 11mm Inner Gap 6mm x 1.5mm RLT13219	Outer Diameter 20mm x 12mm Inner Gap 5mm x 1mm RLT13220
Outer Diameter 20mm x 12mm Inner Gap 6mm x 1mm RLT13221	TO FIT 20.5mm x 11mm Inner Gap 5mm x 1mm RLT13222	TO FIT 21mm x 11mm Inner Gap 5mm x 1mm RLT13223	TO FIT 21mm x 12mm Inner Gap 5mm x 1mm RLT13224
Outer Diameter 21.5mm x 11mm Inner Gap 5mm x 1mm RLT13225	Outer Diameter Carrera Formula 1 Rear Wheel RLT13226	Outer Diameter Carrera Porsche 917 Rear Wheel RLT13227	Outer Diameter Policar Monoposto Rear Wheel RLT13228
1/24TH SCALE 28mm x 14mm Inner Gap 8mm x 2mm RLT12401	1/24TH SCALE 29mm x 14mm Inner Gap 8mm x 2mm RLT12402	1/24TH SCALE 30mm x 14mm Inner Gap 8mm x 2mm RLT12403	1/24TH SCALE To fit Carrera Ferrari 458 GT2 RLT12404

Price List

Set of 3D Printed Inserts (x4) (To fit below wheels)	£1.50
Pair of 3D Printed Wheels 15.8mm X 8mm (RLW132158)	£2.50
Pair of 3D Printed Wheels 16.3mm X 10mm (RLW132163)	£2.50
Pair of 3D Printed Wheels 16.8mm X 10mm (RLW132168)	£2.50
Pair of 3D Printed Wheels 17.3mm X 10mm (RLW132173)	£2.50
Pair of 3D Printed Wheels 17.8mm X 10mm (RLW132178)	£2.50
Pair of 3D Printed Wheels 18.3mm X 10mm (RLW132183)	£2.50
Pair of 1/32nd Urethane Tyres	£3.50
Pair of 1/24nd Urethane Tyres	£4.50
Pair of HO Urethane Tyres Available in 10 or 11mm diameter	£1.00
Dhorc Carrera Digital Club Members Discount Price	
Set of 3D Printed Inserts (x4) (To fit below wheels)	£1.00
Pair of 3D Printed Wheels 18.3mm X 10mm (RLW132183)	£2.00
Pair of 3D Printed Wheels 17.8mm X 10mm (RLW132178)	£2.00
Pair of 3D Printed Wheels 17.3mm X 10mm (RLW132173)	£2.00
Pair of 3D Printed Wheels 16.8mm X 10mm (RLW132168)	£2.00
Pair of 3D Printed Wheels 16.3mm X 10mm (RLW132163)	£2.00
Pair of 3D Printed Wheels 15.8mm X 8mm (RLW132158)	£2.00
Pair of 1/32nd Urethane Tyres	£3.00
Full set of 3D Printed Wheels, Inserts & Tyres (x4)	£10.00
Slot it Rear axle kit (KK07c) (When Available)	£16.00
Slot it Rear axle kit (KK07c) (When Available) + 3D printed Wheels (x2), Inserts & Tyres (x4)	£23.00

Where is DHORC?

Derby HO Racing Club 

www.dhorc.co.uk

dhorc

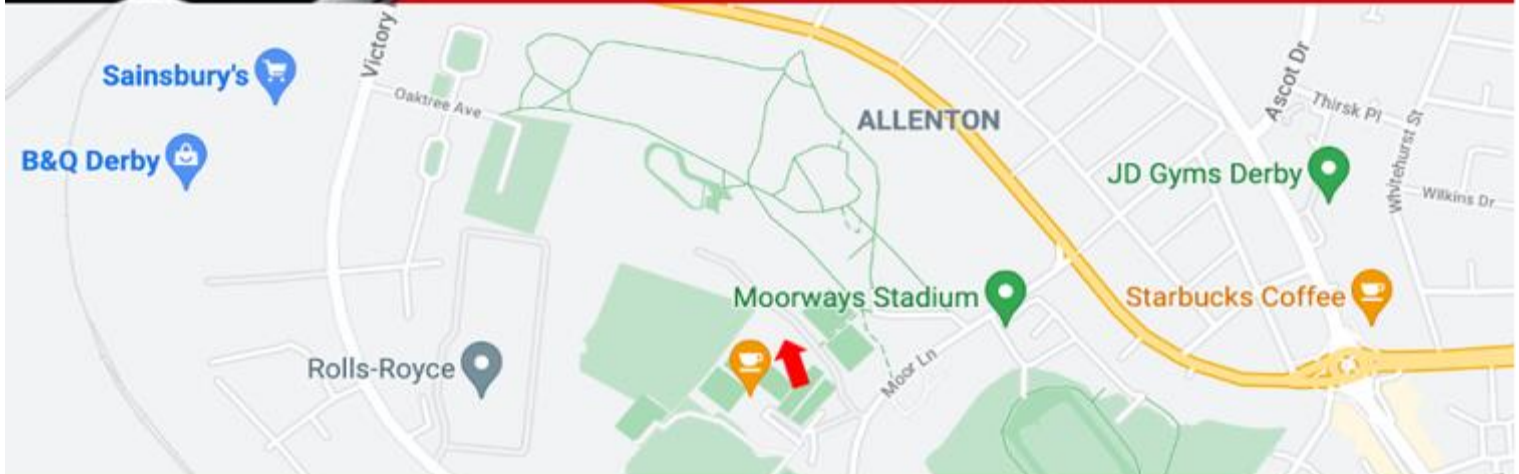
Home of HO Le Mans

TOMY AFV
TYCO

Derby H:O Racing Club
A Record Breaking Club



www.dhorc.co.uk



DHORC's Club Room

DERBY LEISURE
& EVENTS VENUE



Derby Leisure Ltd Table Tennis Room

Derby Leisure Ltd,
Moor Lane, Allenton
Derby, DE24 9HY

Derby HO Racing Club 

www.dhorc.co.uk

dhorc

Home of HO Le Mans

Carrera
DIGITAL

Nick Sismey

sismey80@hotmail.co.uk

07984 339192