

Visit dhorc.co.uk or Find us on **facebook**

Derby HO Racing Club 

www.dhorc.co.uk

dhorc



Carrera
DIGITAL

Home of HO Le Mans

Race Evening

024

Rounds 42-44

Daytona- GT

12Dec23



Martin Thorpe
DHORC's **10th**
CD Winner

Part 2

DHORC-CD 75

DHORC-CD 76

DHORC-CD 77

01 M Thorpe

01 M Thorpe

01 D Garbett

02 { **S Goodlip**
A Smith

02 A Smith
03 S Goodlip

02 S Goodlip
03 M Thorpe

This Week: AGM – Facebook 1M Views, 4,000 Followers - Monza

History and Key Facts

HO Club founded on 7 July 1992

- DHORC: Derby HO Racing Club ("HO" Is The Scale = 1/64th)
- Section of Derby Leisure Limited, open to all!
- Home of world famous international Le Mans 24 Hour race.
- Smaller scale version of Scalextric, once set up works all night!
- Four and Eight lane circuits
- Computerised timing
- Statistics for every meeting and every member since July 1992
- Over 20 race meetings each year
- 50+ circuit designs, up to 567 feet in length
- Eight-lane routed DHORCingham oval
- Two car categories – Tyco open wheel (F1)
– Tomy SGP, BSRT, VSR enclosed wheel (GC)



Carrera Digital Club 1st race 18 January 2022

- 1/32nd Carrera Digital GT Cars
- 13 Evenings a year, minimum 3x15-minute races per driver per evening.
- 6 circuits, 2 evenings per circuit + Le Mans
- Full computerised timing and stats through SmartRace App



The Club Nights and Magazine Coverage

HO

- Racing starts between 18:45 and 19:00 hours – Finished by 21:30 hours
- Minimum of four 3-minute qualifying races & up to two Finals (F1 & GC) for each member
- Championship points for all members
- Magazine produced for every single meeting and covering every track statistic

Carrera Digital

- Racing starts between 18:00 and 18:15 hours – Finished by 21:30 hours
- Magazine produced after each evening
- Championship points for all members

- Rules & regulations booklet covering all the DHORC rules produced each year
- Great family atmosphere, a help-all culture

Membership Fees, Car Costs and Prizes

- Adult £30 and junior (under 16) £15 for HO & Carrera, £40/£20 combined
- Only £50 Total expenditure for two cars HO Cars, £65 one Carrera
- All cars and spares can be bought at club
- Adult, Masters (over 56), Junior (16 & under) HO championships





Editorial 024 Part 2



Thanks for reading Part 1. Here's Part 2. All three Race Reports had to be rewritten. For the life of me I don't know what I did to lose all of the text, but another 3 hour stint on Monday night and they were rewritten!



Nick Sismey



Front Cover: Martin Thorpe becomes our 10th winner & Phil Rees' Championship

DHORC		Committee...2024		DHORC	
Home of HO Le Mans				Home of HO Le Mans	
Chairman / Treasurer	Nick Sismey	M 07984 339 192		sismey80@hotmail.co.uk	
Vice Chairman	Phil Rees	M 07912 378 652		dhorcman.p.r@ntlworld.com	
Secretary	Laura Edwards	M 07501 217 254		laurabubbles07@hotmail.co.uk	
HO Spares	Geoff Peach	M 07443 585 902		geoff@geoffpeach.com	
HO Race Control	Dan Turnbull	M 07751 302 255		danielturnbull@btinternet.com	
HO Carrera Digital Race Control	Lewis Blacker	M 07713 059 906		lewisjayblacker@outlook.com	
Carrera Digital Race Control	Dean Garbett	M 07964 854 084		garbettd@sky.com	
HO Carrera Digital Scrutineer	Angus Smith	M 07591 813 431		angus@angussmith500.plus.com	
HO Carrera Digital Scrutineer	Simon Goodlip	M 07803 551708		simon.goodlip@sky.com	
Carrera Digital	Steve White	M 07859 999 480		wslotcarsteve@gmail.com	

ROLLS-ROYCE SLOT CAR MAGAZINE IS PUBLISHED AND COPYRIGHT 2023 BY DHORC, AND NO PORTION MAY BE REPRODUCED OR TRANSMITTED WITHOUT WRITTEN PERMISSION, AND MAY CONTAIN ARTICLES AND GRAPHICS REPRINTED WITH THE PERMISSION OF THE ORIGINAL COPYRIGHT HOLDER, WHO RETAINS ALL RIGHTS

Contents.....024 (Part 2)

Page	Details
003	Editorial
004	Contents
005	Race Report – Daytona Sports Car Course GT – 12 December 2023 - Round 42
012	Race Report – Daytona Sports Car Course GT – 12 December 2023 - Round 43
018	Race Report – Daytona Sports Car Course GT – 12 December 2023 - Round 44
024	Best Results at Daytona Sports Car Course
028	Championship Tables
040	Members' Statistics
044	Rules & Regulations Issue 3 - 31Dec22
050	Next Circuit - Interlagos – 16th January 2024 - Rounds 01 to 03 of 56
052	Razorlite Spares



Carrera®

DIGITAL

Race Report



Martin Thorpe prior to taking his two wins!

Round 42




Daytona

Sports Car Course


Carrera
DIGITAL 132

12th December 2023



Daytona Sports Car Course (USA)

Previous Results



			1st	2nd	3rd
DHORC-CD 19	16-Aug 2022	132'8"	A Smith	S Goodlip	D Garbett
DHORC-CD 20	16-Aug 2022	132'8"	A Smith	S Goodlip	N Sismey
DHORC-CD 21	16-Aug 2022	132'8"	A Smith	S Goodlip	N Sismey
DHORC-CD 22	23-Aug 2022	132'8"	A Smith	D Garbett	C Cooper
DHORC-CD 23	23-Aug 2022	132'8"	S White	A Smith	D Garbett
DHORC-CD 24	23-Aug 2022	132'8"	A Smith	D Garbett	S White
DHORC-CD 66	07-Nov 2023	132'8"	D Garbett	A Smith	L Blacker P Rees S White
DHORC-CD 67	07-Nov 2023	132'8"	A Smith	D Garbett	S Goodlip
DHORC-CD 68	07-Nov 2023	132'8"	A Smith	D Garbett	S Goodlip
DHORC-CD 75	12-Dec 2023	132'8"	M Thorpe	S Goodlip / A Smith	
DHORC-CD 76	12-Dec 2023	132'8"	M Thorpe	A Smith	S Goodlip
DHORC-CD 77	12-Dec 2023	132'8"	D Garbett	S Goodlip	M Thorpe

Circuit Records

Qualifying / Fastest Lap

GT	A Smith	07Nov23
	8.827 secs	
	10.247 mph	



Race Laps (15 Mins)


GT	M Thorpe	12Dec23
	83.1 Laps	

Evening Group Points

GT	JT Hughes-Dowd	07Nov23
	30 Points	

Lap Length 132' 8"








Phil Rees ensuring the first of fifteen 15-minute races starts successfully. After his two Group B races he would be confirmed as the 2023 Group Challenge Champion.

Martin takes 1st win in 70th race start!

Martin Thorpe became our 10th Carrera Digital (CD) winner after a fantastic display of strategy took him to the top step of the Podium for the very first time, on his 70th Race start. While he wasn't the quickest, with the seventh fastest lap time, he just didn't crash and made his fuel stops just at the right time. To prove he was on song he broke Pole sitter **Angus Smith's** Daytona 15-minute Race record of 82.9 laps by scoring 83.1 laps in the first Round of the Evening. Congrats Martin.

Our 2024 CD Champion **Simon Goodlip** took second, 1.9 laps behind Martin, while **Nick Sismey** thought he had third (and posed for the Podium picture as such) however a late call (when we were painting the Monza banking on the following Friday) confirmed Angus had lost a lap so he joined Simon in second place. It was agreed thereafter the result on the night should stay the result on the night in the future otherwise chaos will reign. Invariably a missed lap is always spotted however in this case it was a one off that hopefully shouldn't happen again. Nick therefore took 4th and the podium tweaked in PowerPoint! As well as his 34th Pole Angus also took his 39th fastest lap. The top three were all Group winners.

<p>2nd Simon Goodlip / Angus Smith</p>		<p>1st Martin Thorpe</p>	



Victor de Oliveira checking the 1 mm gap between his spare car's rear magnet holder and the technical plate.



Simon Goodlip, Angus Smith and Lee Pateman at Scrutineering/Parc Ferme

Dean Garbett had the journey of all journeys to get to the Table Tennis Room from Sheffield in the driving rain. We had to delay Group A's first race as he was stuck in traffic on the Derby ring road. Once it did get going Dean pushed his Porsche 911 Pink Pig into fifth place just 0.9 laps behind Nick. **Lewis Blacker**, all the way from Wolverhampton, made it three Group B racers in the top six to go along with the three Group A racers, even though he was quite a distance behind Dean, 3.8 laps!

Phil Rees and **Lee Pateman** continued the Group theme showing just how closely matched the top two Groups are. Phil was just 0.3 laps behind Lewis while Lee was a lap down on Phil in 8th. He would however continue to maintain his new found Group A status due to both his qualifying and fastest laps being towards the pointy end of the table. Group Challenge leader Phil was also keeping a watching brief on Martin as they started the Evening 18.5 points apart. With Martin taking 7 Group points here and Phil 3, the gap was now down to 14.5 points!

Daytona Sports Car Circuit Carrera Digital Race 42 - 12 December 2023																							
Qualifying				Final Position								Fastest Lap				Final Points				Group Points			
Pos	Competitor	Time	MPH	Pos	Grp	Fin	Pts	Competitor	Laps	Pts	Pos	Grp	Competitor	Time	MPH	Pts	Pos	Competitor	Pts	Pos	Competitor	Pts	
1	A Smith	8.827	10.247	1	B2	B1	7	M Thorpe	83.1	49	1	A3	A Smith	9.099	9.941	5	1	M Thorpe	40	1	A Smith	8	
2	S Goodlip	8.840	10.232	2	A1	A1	6	S Goodlip	81.2	33	2	A2	D Garbett	9.204	9.828	4	2	A Smith	38	2	M Thorpe	7	
3	D Garbett	8.844	10.228	2	A3	A1	8	A Smith	81.2	33	3	A1	S Goodlip	9.339	9.686	3	3	S Goodlip	36	2	JT Hughes-Dowd	7	
4	N Slimey	9.227	9.803	4	B4	B2	7	N Slimey	80.6	26	4	B4	N Slimey	9.460	9.562	2	4	N Slimey	28	2	JJ Hughes-Dowd	7	
5	P Rees	9.311	9.715	5	A2	A3	4	D Garbett	79.7	24	5	A4	L Pateman	9.485	9.537	1	4	D Garbett	28	2	J Kalyan	7	
6	L Pateman	9.324	9.701	6	B1	B3	4	L Blacker	75.9	22	6	B1	L Blacker	9.490	9.532		6	L Blacker	22	2	M Farnsworth	7	
7	M Thorpe	9.589	9.433	7	B3	B4	3	P Rees	75.6	21	7	B2	M Thorpe	9.567	9.455		7	P Rees	21	2	N Slimey	7	
8	L Blacker	10.035	9.014	8	A4	A4	3	L Pateman	74.6	20	8	B3	P Rees	9.684	9.341		7	L Pateman	21	8	S Goodlip	6	
9	JT Hughes-Dowd	10.176	8.889	9	C2	C1	7	JJ Hughes-Dowd	71.4	19	9	C2	JJ Hughes-Dowd	9.872	9.163		9	JJ Hughes-Dowd	19	8	S Gray	6	
10	J Kalyan	10.259	8.817	10	D2	D1	7	JT Hughes-Dowd	70.5	18	10	C1	V de Oliveira	10.005	9.041		10	JT Hughes-Dowd	18	8	S Rankin	6	
11	JJ Hughes-Dowd	10.319	8.786	11	D3	D2	6	S Gray	70.4	17	11	C5	M Allsopp	10.351	8.739		11	S Gray	17	11	D Hughes-Dowd	5	
12	M Dutton	10.651	8.493	12	C4	C2	7	J Kalyan	70.1	16	12	C4	J Kalyan	10.443	8.662		12	J Kalyan	16	11	T Mullen	5	
13	R Booth	10.733	8.428	13	C3	C3	4	D Kalyan	69.0	15	13	D3	S Gray	10.593	8.539		13	D Kalyan	15	13	D Garbett	4	
14	S Gray	10.738	8.424	14	D4	D3	5	D Hughes-Dowd	67.4	14	14	D2	JT Hughes-Dowd	10.657	8.488		14	D Hughes-Dowd	14	13	L Blacker	4	
15	D Kalyan	10.753	8.412	15	D1	D4	3	R Booth	67.0	13	15	D4	D Hughes-Dowd	10.674	8.474		15	R Booth	13	13	D Kalyan	4	
16	D Hughes-Dowd	11.050	8.186	16	C1	C4	3	V de Oliveira	66.8	12	16	C3	D Kalyan	10.790	8.383		16	V de Oliveira	12	16	L Pateman	3	
17	M Farnsworth	11.094	8.153	17	C5	C5	2	M Allsopp	66.3	11	17	D1	R Booth	10.894	8.303		17	M Allsopp	11	16	R Booth	3	
18	S Rankin	11.845	7.636	18	E2	E1	7	M Farnsworth	59.3	10	18	E1	M Dutton	11.336	7.979		18	M Farnsworth	10	16	P Rees	3	
19	M Allsopp	DNQ	DNQ	19	E3	E2	6	S Rankin	58.5	9	19	E3	S Rankin	11.618	7.786		19	S Rankin	9	16	V de Oliveira	3	
19	T Mullen	DNQ	DNQ	20	E4	E3	5	T Mullen	55.6	8	20	E2	M Farnsworth	12.411	7.288		20	T Mullen	8	16	M Dutton	3	
19	V de Oliveira	DNQ	DNQ	21	E1	E4	3	M Dutton	54.5	7	21	E4	T Mullen	12.672	7.138		21	M Dutton	7	21	M Allsopp	2	

Our two youngest racers, brothers **JJ Hughes-Dowd** and **JT Hughes-Dowd**, closed out the top ten in 9th and 10th places respectively, 0.9 laps separating their two German cars. Both also won their Groups, with JT's Group C being the only Group running with five racers, the others all with four due to some late withdrawals. For JT his 10th place finish set a new mark usurping his previous best of 11th on 07Nov23, leaving the latter in the old records' bin. **Stuart Gray** was a match for treble winner JJ, being only 0.1 laps further back in 11th; he also set a quicker lap time than JT showing experience comes with age.

Following the brotherly battle above we had a father son battle next with **Jag Kalyan's** green Audi R8 pipping son **Daniel Kalyan's** pink version to 12th by 1.1 laps. **Dan Hughes-Dowd** continues to get his mojo back with a 14th place finish, his best of the night. In fact equal best result of his career and best of 2023, just 0.4 laps ahead of **Richard Booth** who was warming up for better things to come in Round 43. **Victor de Oliveira**, now our furthest travelling Member, all the way from Brackley, made it to 16th in his seventh Race as a Member and first at Daytona. He would also turn up the Florida heat as the Evening progressed.

Martin Allsopp was also new to our Floridian circuit, dropping half a lap on Victor while **Max Farnsworth** became our newest first time Group winner in his fifth Race start, taking the E by 0.8 laps from **Simon Rankin**. Congrats Max.

Our brand new Member **Terry Mullen**, running in his very first Race, after running in three as a Non-Member at Le Mans, took 20th overall while it could have been so different for **Macaully Dutton** at the foot of the table. He was giving Max a good run for his money when his back unfortunately spasmed during the last couple of minutes of the Race. How he managed to only lose four laps with the pain he was in was quite remarkable.



Max Farnsworth was extremely pleased to take his 1st Group E win.



Lewis Blacker clearly thought it was an HO night, not a CD night!

Race Report



Round 43



Daytona



Sports Car Course

12th December 2023



Our very own Santa, Dan Hughes-Dowd equalled best ever finish with 14th again, while JT Hughes-Dowd set a PB finish of 9th. He also became our most improved racer in 2024.

Martin backs up 1st win immediately with 2nd.

Martin Thorpe backed up his 1st career victory with his 2nd in the very next Race. Finishing just 0.1 laps behind the track record he set in Round 43 his score was still sufficient to beat all around him. This time 2022 CD Champion **Angus Smith** secured second place all on his own just 0.2 laps behind Martin while 2023 CD Champion **Simon Goodlip** was half a lap further back in third. Same podium just in a slightly different order this time!

Angus continued to add to his record Pole tally with his 35th over the last two years and 11th this season. While it was **Dean Garbett**, moving up the leader board from 5th in the previous Race to 4th this time, who took the fastest lap, his 8th to date, and all recorded this year! Fascinating that he took 10 wins last year with no fastest laps and 5 wins this year with 8 quickest lap times. Odd this slot car racing sometimes!

Derby HO Racing Club **Round 43** *Carrera*
Daytona **DIGITAL 132**
 Home of HO Le Mans DIGITAL
12 December 2023

<p>2nd Angus Smith</p>	<p>1st Martin Thorpe</p>	<p>3rd Simon Goodlip</p>



Simon Rankin was our second first time Group winner of the night winning Group E.



Jag Kalyan had some great battles with son Daniel at Daytona.

Lee Pateman again kept his Group A scorecard alive with 5th overall, two laps behind Dean, as well as 6th in Qualy and 2nd in fastest laps! **Nick Sismey** dropped two places down to 6th, but still felt he could give fellow Group B racer Martin a run for his money, at least in the early stages of a race. They initially matched each other lap after lap and despite pitting at different times came out in exactly the same order they went in, mere feet apart. But then Martin as the race progressed just stayed on while Nick faded away. At least he knew why he dropped those 4.7 lap; Martin is just too consistent!

Victor de Oliveira improved by no less than nine places in the second Race to take 7th and victory in Group C. This equalled his best finish to date, at Le Mans. **Phil Rees**, meanwhile, just 0.1 laps behind Victor in 8th, was euphoric. Why you may ask? Well, his four Group B points were three less than Martin scored by winning the Group but that left Martin needing 11.5 points going into the 44th and last Race of the season. The maximum Group points available is 11.0, 0.5 points shy of what Martin needed. So even if Phil scored no more points he was he would still have been Group Challenge Champion. Congrats Phil and commiserations Martin, although I'm sure the two wins make up for it. The same could be said for the absent Tom Gray who was leading Phil before he took paternity leave to welcome his new son into the world! See you in 2024 Tom.

Daytona Sports Car Circuit Carrera Digital Race 43 - 12 December 2023																						
Qualifying				Final Position							Fastest Lap				Final Points				Group Points			
Pos	Competitor	Time	MPH	Pos	Grp	Fin	Pts	Competitor	Laps	Pts	Pos	Grp	Competitor	Time	MPH	Pts	Pos	Competitor	Pts	Pos	Competitor	Pts
1	A Smith	8.827	10.247	1	B2	B1	7	M Thorpe	83.0	40	1	A2	D Garbett	8.855	10.215	5	1	M Thorpe	40	1	A Smith	8
2	S Goodlip	8.840	10.232	2	A3	A1	8	A Smith	82.8	33	2	A4	L Pateman	9.124	9.914	4	2	A Smith	36	1	S Rankin	8
3	D Garbett	8.844	10.228	3	A1	A2	5	S Goodlip	82.3	29	3	A3	A Smith	9.139	9.898	3	3	S Goodlip	31	3	M Thorpe	7
4	N Sismey	9.227	9.803	4	A2	A3	4	D Garbett	81.9	26	4	A1	S Goodlip	9.149	9.887	2	3	D Garbett	31	3	N Sismey	7
5	P Rees	9.311	9.715	5	A4	A4	3	L Pateman	79.9	24	5	B4	N Sismey	9.541	9.481	1	5	L Pateman	28	3	JT Hughes-Dowd	7
6	L Pateman	9.351	9.673	6	B4	B2	7	N Sismey	78.3	22	6	B1	L Blacker	9.576	9.446		6	N Sismey	23	3	J Kalyan	7
7	L Blacker	9.490	9.532	7	C1	C1	6	V de Oliveira	77.1	21	7	B2	M Thorpe	9.614	9.409		7	V de Oliveira	21	7	V de Oliveira	6
8	M Thorpe	9.567	9.455	8	B3	B3	4	P Rees	77.0	20	8	B3	P Rees	9.672	9.352		8	P Rees	20	8	S Goodlip	5
9	JJ Hughes-Dowd	9.872	9.163	9	D2	D1	7	JT Hughes-Dowd	76.3	19	9	C1	V de Oliveira	9.679	9.345		9	JT Hughes-Dowd	19	8	R Booth	5
10	V de Oliveira	10.005	9.041	10	D1	D2	6	R Booth	73.3	18	10	C2	JJ Hughes-Dowd	9.939	9.101		10	R Booth	18	8	JJ Hughes-Dowd	5
11	JT Hughes-Dowd	10.223	8.848	11	C2	C2	5	JJ Hughes-Dowd	72.4	17	11	C4	J Kalyan	10.088	8.967		11	JJ Hughes-Dowd	17	8	M Farnsworth	5
12	J Kalyan	10.259	8.817	11	C4	C2	7	J Kalyan	72.4	17	12	D2	JT Hughes-Dowd	10.137	8.923		11	J Kalyan	17	12	P Rees	4
13	M Allsopp	10.351	8.739	11	D3	D3	4	S Gray	72.4	17	13	C5	M Allsopp	10.247	8.827		11	S Gray	17	12	D Garbett	4
14	S Gray	10.593	8.539	14	B1	B4	3	L Blacker	70.3	14	14	C3	D Kalyan	10.426	8.676		14	L Blacker	14	12	S Gray	4
15	D Hughes-Dowd	10.674	8.474	15	C3	C4	3	D Kalyan	70.0	13	15	D3	S Gray	10.452	8.654		15	D Kalyan	13	12	M Dutton	4
16	D Kalyan	10.753	8.412	16	C5	C5	2	M Allsopp	68.4	12	16	D1	R Booth	10.747	8.417		16	M Allsopp	12	16	L Blacker	3
17	M Dutton	10.791	8.382	17	D4	D4	3	D Hughes-Dowd	68.2	11	17	E1	M Dutton	10.837	8.347		17	D Hughes-Dowd	11	16	L Pateman	3
18	R Booth	10.894	8.303	18	E3	E1	8	S Rankin	65.0	10	18	D4	D Hughes-Dowd	10.878	8.315		18	S Rankin	10	16	D Kalyan	3
19	S Rankin	11.618	7.786	19	E2	E2	5	M Farnsworth	64.5	9	19	E3	S Rankin	11.041	8.193		19	M Farnsworth	9	16	D Hughes-Dowd	3
20	M Farnsworth	11.640	7.771	20	E1	E3	4	M Dutton	64.0	8	20	E4	T Mullen	11.221	8.061		20	M Dutton	8	16	T Mullen	3
21	T Mullen	12.672	7.138	21	E4	E4	3	T Mullen	62.0	7	21	E2	M Farnsworth	11.768	7.688		21	T Mullen	7	21	M Allsopp	2

JT Hughes-Dowd was also in good spirits taking 9th as this immediately beat his best finish of 10th in the previous Round. **Richard Booth** was also moving back up the ranks to where he should rightly be, rounding out the top ten, three laps behind JT. **JJ Hughes-Dowd** and **Jag Kalyan** took their Audi R8s to joint second in Group C and joint 11th overall 0.9 laps behind Richard. **Stuart Gray** wasn't going to be out done as he joined these two on the same lap score, 72.4, making it a three way tie for 11th!

After 6th in Round 42 **Lewis Blacker** found himself down in 14th this time, 2.1 laps behind the 11th placed squad. **Daniel Kalyan** kept him honest only 0.3 laps further back, while **Martin Allsopp** closed out Group C in 16th place. **Dan Hughes-Dowd** was also doing some Group closing, the D this time, as he got to within 0.2 laps of Martin.

Then came Group E to finish off the penultimate Race of the season. Again we had a new Group winner, this time in the guise of one **Simon Rankin** in his 48th start. Congrats Simon. It was a much closer affair this time, just three laps covering the Group. Again **Macaully Dutton** could have done somewhat better but, even sitting on a chair, he had to fight his back spasms as well as his Lambo. Despite this he would finish only a lap behind Simon in 20th overall while Round 42 Group E winner **Max Farnsworth** was half a lap behind Simon and the same distance ahead of Macaully in 19th. **Terry Mullen's** time would come in Round 44, but here he would finish in 21st two laps behind his fellow Groupers (is that the a real word?)



Three time winner JJ Hughes-Dowd took a best finish of 9th at the last Evening of the year.

Race Report



Round 44



Daytona



Sports Car Course

12th December 2023



Dean Garbett and Angus have won 41 of the 77 CD Races run to date, including the 77th .

Dean wins 44th and final Round of 2023.

Dean Garbett goes into the winter break very happy as he took victory in the 44th and final Race of the season. He converted his 9th career (6th – 2023) Pole into his 15th (5th) win of the year by a mere 0.2 laps from **Simon Goodlip** who also set the final fastest lap of the year, his 19th (17) to date. This was the closest Simon came to equalling Angus Smith's 16 wins in year record, just 0.2 laps the deficit!

Neither of them could beat **Martin Thorpe's** race laps record set in Round 42, Dean 1.1 laps off, Simon 1.4 laps. Martin was therefore doubly pleased with his third podium placing and third Group B win of the Evening, his most successful Evening yet. Talking of success **Victor de Oliveira** continued to set the final event of the year on fire with another Group C win. He also jumped from 16th in Round 42 to 7th in Round 43, equalling his best finish, to smashing that immediately in Round 44 with 4th, just 0.4 laps away from his first Podium! Remember this was only his ninth Race start! Watch out 2024!

Angus Smith, like many others, didn't see Victor coming, but he got closest to him of the remaining 17 racers, just 0.2 laps in arrears. He also closes the second Carrera Digital season with the most Poles, Wins and Fastest Laps again, as he did in 2022. So another good year for Angus.

		
		
2nd Simon Goodlip	1st Dean Garbett	3rd Martin Thorpe



Simon, our 2023 Champion, kindly fixed two of our Club's six RamJet-X controllers. They work so well and get a lot of stick but need a tweak now and again. Thanks again to Monte Saager for providing them FOC back in 2021.

Nick Sismey certainly had a much better Event than Le Mans, finishing in the top six for all three Club Nights. That however wouldn't be good enough to return to Group A at the start of 2024. He was happy though as he got closer to Mr Consistency extraordinaire Mr Thorpe this time and held off two quick fellow Group B racers **Lewis Blacker** and **Phil Rees** by the smallest of margins, 0.1 laps.

DHORC Daytona Sports Car Circuit Carrera Digital Race 44 - 12 December 2023																						
Qualifying										Fastest Lap												
Pos	Competitor	Time	MPH	Pos	Grp	Fin	Pts	Competitor	Laps	Pts	Pos	Grp	Competitor	Time	MPH	Pts	Pos	Competitor	Pts	Pos	Competitor	Pts
1	D Garbett	8.855	10.215	1	A2	A1	7	D Garbett	82.0	40	1	A1	S Goodlip	8.974	10.080	5	1	D Garbett	44	1	T Mullen	9
2	A Smith	9.099	9.941	2	A1	A2	5	S Goodlip	81.7	33	2	A2	D Garbett	9.228	9.802	4	2	S Goodlip	38	2	D Garbett	7
3	L Pateman	9.124	9.914	3	B2	B1	7	M Thorpe	80.8	29	3	A3	A Smith	9.341	9.684	3	3	M Thorpe	29	2	M Thorpe	7
4	S Goodlip	9.149	9.887	4	C1	C1	6	V de Oliveira	80.4	26	4	A4	L Pateman	9.395	9.628	2	4	V de Oliveira	26	2	N Sismey	7
5	N Sismey	9.460	9.562	5	A3	A3	4	A Smith	80.2	24	5	B1	L Blacker	9.463	9.559	1	5	A Smith	27	2	JT Hughes-Dowd	7
6	L Blacker	9.490	9.532	6	B4	B2	7	N Sismey	79.2	22	6	C1	V de Oliveira	9.580	9.442	6	6	N Sismey	22	6	V de Oliveira	6
7	M Thorpe	9.567	9.455	7	B1	B3	4	L Blacker	79.1	21	7	B4	N Sismey	9.596	9.426	6	7	L Blacker	22	7	S Goodlip	5
8	P Rees	9.672	9.352	7	B3	B3	4	P Rees	79.1	21	8	B2	M Thorpe	9.671	9.353	8	8	P Rees	21	7	R Booth	5
9	V de Oliveira	9.679	9.345	9	A4	A4	3	L Pateman	78.0	19	9	C5	M Allsopp	9.779	9.250	8	9	L Pateman	21	7	JJ Hughes-Dowd	5
10	JJ Hughes-Dowd	9.872	9.163	10	D2	D1	7	JT Hughes-Dowd	75.0	18	10	C2	JJ Hughes-Dowd	9.801	9.229	10	10	JT Hughes-Dowd	18	7	M Farnsworth	5
11	J Kalyan	10.088	8.967	11	C2	C2	5	JJ Hughes-Dowd	74.3	17	11	B3	P Rees	9.878	9.157	11	11	JJ Hughes-Dowd	17	11	D Kalyan	4
12	JT Hughes-Dowd	10.137	8.923	12	D1	D2	5	R Booth	72.5	16	12	C4	J Kalyan	10.091	8.964	12	12	R Booth	16	11	L Blacker	4
13	M Allsopp	10.247	8.827	13	C3	C3	4	D Kalyan	72.0	15	13	D2	JT Hughes-Dowd	10.126	8.933	13	13	D Kalyan	15	11	P Rees	4
14	D Kalyan	10.426	8.676	14	C4	C4	3	J Kalyan	71.4	14	14	D3	S Gray	10.141	8.920	14	14	J Kalyan	14	11	A Smith	4
15	S Gray	10.452	8.654	15	C5	C5	2	M Allsopp	71.2	13	15	C3	D Kalyan	10.414	8.686	15	15	M Allsopp	13	11	S Gray	4
16	D Hughes-Dowd	10.674	8.474	16	D3	D3	4	S Gray	70.3	12	16	E3	S Rankin	10.529	8.591	16	16	S Gray	12	16	J Kalyan	3
17	R Booth	10.747	8.417	17	E4	E1	9	T Mullen	67.6	11	17	E1	M Dutton	10.645	8.497	17	17	T Mullen	11	16	L Pateman	3
18	M Dutton	10.837	8.347	18	E2	E2	5	M Farnsworth	66.6	10	18	D4	D Hughes-Dowd	10.700	8.454	18	18	M Farnsworth	10	16	S Rankin	3
19	S Rankin	11.041	8.193	19	E3	E4	3	S Rankin	62.6	9	19	D1	R Booth	10.706	8.449	19	19	S Rankin	9	16	D Hughes-Dowd	3
20	T Mullen	11.221	8.061	20	D4	D4	3	D Hughes-Dowd	61.0	8	20	E4	T Mullen	11.450	7.900	20	20	D Hughes-Dowd	8	16	M Dutton	3
21	M Farnsworth	11.766	7.688	21	E1	E4	3	M Dutton	30.9	7	21	E2	M Farnsworth	11.489	7.873	21	21	M Dutton	7	21	M Allsopp	2

Behind these three was **Lee Pateman**, in 9th, who guaranteed himself remaining in Group A for the start of 2024 with 3rd on the grid and the 4th fastest lap. Could he, like Victor, be lining up to be our next winner? **JT Hughes-Dowd** and **JJ Hughes-Dowd** yet again could hardly be separated here, like in Round 42. JT took the advantage this time however, his Porsche 911 Pink Pig taking 10th again while JJ's Audi R8 had to settle for 11th, 0.7 laps back. These two will for certain move up the grid yet more in 2024. We know JJ can win (with three in the bag already), will there brotherly battles push them both to the top? This was JT's third straight Group D win, equalling his best run!

Richard Booth, after his below par run in Round 42 kept up his form shown in Round 43 with another on par (Richard does also play golf!) performance here in 12th, as he closed out his 74th Club Night, only second to Phil and Nick in the attendance stakes. Thanks for your support Richard.

Daniel Kalyan and dad **Jag Kalyan**, like the Hughes-Dowd brothers in Round 42 and here, were to be found on very similar real estate, both on the same lap but this time Daniel ahead by 0.6 laps in 13th. Great to see their two Audi R8s compete in every Race they have raced in, Daniel 62, Jag 54.

Martin Allsopp finished the last Race of his first season in 15th, 0.2 laps shy of Jag. However, he set the 9th fastest lap of the Race beating his previous best of 10th on 19Sep23. **Stuart Gray** finished a very busy year for him at DHORC both on the track and behind the scenes, with a 16th placed finish. His brightly coloured KTM X-bow certainly catching more than one person's eye!

Terry Mullen then pulled one out of the hat, running a rather battered and bruised BMW Club Car at that. He won his first Group E race at only his third attempt. That made for three new Group winners (all in the E) on one night. Great to see such competition up and down the grid. Congrats Terry. Our other two new Group winners followed him home, **Max Farnsworth** in 18th a lap down and **Simon Rankin** in 19th five laps back. He however set the 16th fastest lap of the night beating his 17th on 25Oct22 so was quite happy. In fact all three of our Group E winners were very pleased with their Evenings' work.

Dan Hughes-Dowd wasn't quite so happy with his final run of the year in 20th, but he had equalled his best ever result in Round 42 with 14th (both set in December!) so there is plenty to build on, especially with a new car in the pipeline. What can we say about poor ole **Macaully Dutton** though. He lost two almost certain Group wins earlier due to sudden and violent back spasms and while he was just about able to control them this time his car had a wiring problem that took Phil a while to fix taking him to the bottom of the pile. 2024 is a new year Macaully, your luck simply has to change.



Group E – New Member Terry Mullen, who took his 1st Group win in Round 44, our other two new winners, Simon and Max with Macaully Dutson.



Everyone's
Best Results
At This Circuit



What are my Best Scores?
Who Have I Beaten?



Group D – Dan, Stuart Gray, JT and Richard Booth





Daytona Best Off Chart



Qualifying / Fastest Lap					Race Laps			
Pos	Competitor	Fastest	MPH	Date	Pos	Competitor	Laps	Date
1	A Smith	8.827	10.247	07-Nov-23	1	M Thorpe	83.1	12-Dec-23
2	S Goodlip	8.840	10.232	07-Nov-23	2	A Smith	82.9	07-Nov-23
3	D Garbett	8.844	10.228	07-Nov-23	3	D Garbett	82.5	07-Nov-23
4	L Pateman	9.124	9.914	12-Dec-23	4	S Goodlip	82.3	07-Nov-23
5	S White	9.222	9.809	07-Nov-23	5	N Sismey	80.6	12-Dec-23
6	N Sismey	9.227	9.803	07-Nov-23	6	V de Oliveira	80.4	12-Dec-23
7	P Rees	9.311	9.715	07-Nov-23	7	P Rees	80.1	07-Nov-23
8	G Peach	9.434	9.588	07-Nov-23	8	S White	80.0	07-Nov-23
9	L Blacker	9.463	9.559	12-Dec-23	9	L Pateman	79.9	12-Dec-23
10	V de Oliveira	9.580	9.442	12-Dec-23	10	L Blacker	79.1	07-Nov-23
11	M Thorpe	9.589	9.433	07-Nov-23	11	G Peach	78.1	07-Nov-23
12	J Yates	9.599	9.423	07-Nov-23	12	JT Hughes-Dowd	76.3	12-Dec-23
13	M Allsopp	9.779	9.250	12-Dec-23	13	JJ Hughes-Dowd	74.3	12-Dec-23
14	JJ Hughes-Dowd	9.801	9.229	12-Dec-23	14	R Booth	73.3	12-Dec-23
15	C Cooper	9.862	9.172	16-Aug-22	15	J Yates	73.0	07-Nov-23
16	J Lamb	10.023	9.025	16-Aug-22	16	D Kalyan	72.7	07-Nov-23
17	J Kaylan	10.088	8.967	12-Dec-23	17	J Kalyan	72.4	12-Dec-23
18	JT Hughes-Dowd	10.126	8.933	12-Dec-23	17	S Gray	72.4	12-Dec-23
19	S Gray	10.141	8.920	12-Dec-23	19	T Gray	72.3	23-Aug-22
20	L Smith	10.167	8.897	07-Nov-23	20	J Lamb	71.7	16-Aug-22
21	T Gray	10.181	8.885	23-Aug-22	21	C Cooper	71.2	23-Aug-22
22	D Kalyan	10.414	8.686	12-Dec-23	21	M Allsopp	71.2	12-Dec-23
23	D Edwards	10.482	8.629	07-Nov-23	23	L Smith	71.1	07-Nov-23
24	S Rankin	10.529	8.591	12-Dec-23	24	A Staniec	70.0	07-Nov-23
25	L Edwards	10.601	8.533	07-Nov-23	25	D Edwards	69.6	16-Aug-22
26	M Dutson	10.645	8.497	12-Dec-23	26	D Hughes-Dowd	68.2	12-Dec-23
27	D Hughes-Dowd	10.674	8.474	12-Dec-23	27	T Mullen	67.6	12-Dec-23
28	A Staniec	10.693	8.459	07-Nov-23	28	M Farnsworth	66.6	12-Dec-23
29	R Booth	10.706	8.449	12-Dec-23	29	L Edwards	66.0	07-Nov-23
30	M Farnsworth	11.094	8.153	07-Nov-23	30	M Dutson	64.0	12-Dec-23
31	T Mullen	11.221	8.061	12-Dec-23	31	S Rankin	62.6	12-Dec-23





Group C – Martin Allsopp, Jag, Daniel Kalyan, JJ and Victor.




Championship Tables



Those All Important
Points!



Group B – Nick Sismey, Phil, Martin and Lewis



DHORC Carrera Digital Championship 2023				
Pos	Competitor	Total	Best	Diff
		All Scores	75%	
			32.0	
1	S Goodlip	1516.0	1186.0	
2	A Smith	1288.5	1131.5	54.5
3	D Garbett	1080.5	1018.5	113.0
4	M Thorpe	1007.5	826.0	192.5
5	S White	769.0	769.0	57.0
6	L Blacker	857.5	745.5	23.5
7	N Sismey	924.5	719.5	26.0
8	G Peach	705.0	705.0	14.5
9	P Rees	896.5	701.0	4.0
10	JJ Hughes-Dowd	660.5	634.5	66.5
11	G Skipp	610.0	610.0	24.5
12	T Gray	517.0	517.0	93.0
13	R Booth	638.5	512.0	5.0
14	J Kalyan	525.0	467.0	45.0
15	L Pateman	441.0	441.0	26.0
16	S Gray	498.0	428.0	13.0
17	D Edwards	437.5	415.5	12.5
18	D Kalyan	489.0	407.0	8.5
19	L Edwards	370.0	370.0	37.0
20	L Smith	304.5	304.5	65.5
21	JT Hughes-Dowd	318.0	294.0	10.5
22	M Dutson	316.5	276.5	17.5
23	J Lamb	267.0	267.0	9.5
23	J Yates	267.0	267.0	0.0
25	A Staniec	200.5	200.5	66.5
25	S Rankin	209.5	200.5	0.0
27	D Hughes-Dowd	187.5	185.5	15.0
28	J Johnson	181.0	181.0	4.5
29	V de Oliveira	160.0	160.0	21.0
30	M Smith	152.5	152.5	7.5
31	M Allsopp	111.0	111.0	41.5
32	L Patterson	101.5	101.5	9.5
33	C Cooper	80.0	80.0	21.5
34	M Farnsworth	63.0	63.0	17.0
35	T Mullen	26.0	26.0	37.0
36	A Woodhouse	21.0	21.0	5.0

DHORC Carrera Digital Group Challenge 2023				
Pos	Competitor	Group Wins	Results	
			All Points	Turn Up Rate
1	P Rees	10	235.0	100.00%
2	M Thorpe	15	226.5	95.45%
3	S Goodlip	19	212.5	100.00%
4	L Blacker	14	202.0	93.18%
5	R Booth	10	196.0	100.00%
6	A Smith	13	195.0	86.36%
7	D Kalyan	7	192.0	100.00%
7	D Garbett	8	192.0	84.09%
9	S Gray	7	187.0	93.18%
10	M Dutson	4	185.5	97.73%
11	T Gray	11	183.5	72.73%
12	JT Hughes-Dowd	9	182.0	86.36%
13	JJ Hughes-Dowd	14	169.5	84.09%
14	J Kalyan	4	155.5	88.64%
15	L Edwards	11	153.0	72.73%
16	N Sismey	3	148.5	100.00%
17	G Skipp	9	132.0	72.41%
18	D Edwards	3	125.0	79.55%
19	A Staniec	17	120.0	62.50%
20	J Lamb	8	118.0	54.55%
21	G Peach	0	109.5	70.45%
22	D Hughes-Dowd	0	109.0	77.27%
23	S White	2	104.5	72.73%
24	L Pateman	7	102.5	67.44%
25	S Rankin	1	99.5	84.09%
26	L Smith	2	96.5	56.82%
27	M Smith	1	72.5	62.50%
28	J Johnson		70.0	29.55%
29	J Yates	2	62.0	34.09%
30	L Patterson		51.0	62.50%
31	M Allsopp	3	49.5	52.63%
32	V de Oliveira	3	41.0	100.00%
33	M Farnsworth	1	39.0	58.33%
34	A Woodhouse		18.0	8.70%
35	C Cooper		17.0	11.63%
35	T Mullen		17.0	100.00%



Group A – Lee, Angus, Dean and Simon



DHORC Carrera Digital Championship 2023 (Sheet 1 of 2)

Pos	Competitor	17-Jan	17-Jan	17-Jan	07-Feb	07-Feb	07-Feb	07-Mar	07-Mar	07-Mar	07-Mar	07-Mar	07-Mar	09-May	09-May	13-Jun	13-Jun	13-Jun	04-Jul	04-Jul	04-Jul	20-Jul	21-Jul	22-Jul	01-Aug	Total	SR Individual Scores	Best %	Diff
		1	2	3	4	5	6	7	8	9	10	11	12	13	14	15	16	17	18	19	20	21	22	23	24	All			
1	S Goodlip	37	44	42	34	44	32	45	45	45	37	44	44	30	38	31	22	31	45	30	30	30	21	38	1516.0	1516.0	1186.0	75.5	1186.0
2	A Smith	45	33	27	44	34	33	37	37	37	45	38	38	23	32	23	26	36	29	45	35	31	44	44	1288.5	1288.5	1131.5	87.5	1131.5
3	D Garbett	31	38	37	34	28	35	DNS	DNS	DNS	DNS	DNS	DNS	8	25	33	26	32	32	32	33	24	30	30	1080.5	1080.5	1018.5	94.5	1018.5
4	M Thorpe	21	24	29	21	24	21	29	28	29	30	26	26	21	22	21	33	29	24	22	19	22	13	13	1007.5	1007.5	826.0	82.0	826.0
5	S White	23	22	23	22	27	45	27	25	23	DNS	DNS	DNS	DNS	DNS	DNS	DNS	23	21	33	41	30	22	22	769.0	769.0	769.0	100.0	769.0
6	L Blacker	14	17	21	16	21	24	11	17	8	24	31	24	40	27	DNS	DNS	DNS	DNS	4	26	23	24	24	857.5	857.5	746.5	87.0	746.5
7	N Stamey	20	22	18	24	19	22	27	28	25	20	24	24	45	26	28	22	18	21	22	18	21	18	18	924.5	924.5	719.5	78.0	719.5
8	G Peach	29	28	25	25	34	18	24	32	29	25	32	21	24	21	20	22	20	DNS	DNS	DNS	DNS	DNS	DNS	705.0	705.0	705.0	100.0	705.0
9	P Rees	24	22	26	26	30	18	21	22	22	24	21	22	24	19	22	20	24	22	19	29	19	22	22	896.5	896.5	701.0	78.0	701.0
10	JJ Hughes-Dowd	3	5	4	10	7	12	16	13	16	12	12	12	36	23	43	43	22	30	23	26	44	29	29	860.5	860.5	634.5	73.8	634.5
11	G Skipp	DNS	DNS	DNS	DNS	DNS	DNS	DNS	DNS	DNS	DNS	DNS	DNS	DNS	DNS	DNS	37	41	35	25	21	33	21	21	610.0	610.0	517.0	84.8	517.0
12	T Gray	18	20	16	15	15	9	13	16	20	19	18	16	15	14	14	16	15	17	18	16	17	19	19	517.0	517.0	417.0	80.5	417.0
13	R Booth	11	18	16	19	18	16	19	21	19	21	20	20	10	12	16	9	14	16	17	14	18	16	16	638.5	638.5	512.0	80.0	512.0
14	J Kalyan	12	14	19	7	11	10	17	12	11	18	17	14	17	8	15	13	13	15	15	15	15	10	17	525.0	525.0	467.0	88.0	467.0
15	L Prateman	17	10	9	14	13	15	DNS	DNS	DNS	DNS	DNS	DNS	19	13	19	DNS	DNS	DNS	10	3	3	14	14	441.0	441.0	441.0	100.0	441.0
16	S Gray	16	9	12	12	12	13	14	14	15	13	15	14	16	16	13	14	13	14	16	17	14	11	14	498.0	498.0	426.0	85.3	426.0
17	D Edwards	15	12	13	13	9	6	DNS	DNS	DNS	14	16	13	17	14	15	17	16	15	13	12	15	15	15	437.5	437.5	415.5	94.8	415.5
18	D Kalyan	8	4	7	6	5	5	12	11	13	8	9	8	8	7	10	10	11	7	14	13	13	13	13	489.0	489.0	407.0	83.2	407.0
19	L Edwards	10	8	6	9	14	8	DNS	DNS	DNS	10	11	11	18	19	17	13	17	19	DNS	DNS	DNS	DNS	6	370.0	370.0	370.0	100.0	370.0
20	L Smith	9	7	11	DNS	DNS	DNS	DNS	DNS	DNS	11	13	15	DNS	DNS	DNS	DNS	DNS	DNS	DNS	11	12	DNS	DNS	304.5	304.5	304.5	100.0	304.5
21	JT Hughes-Dowd	4	6	3	5	3	7	9	9	11	8	8	6	7	6	5	6	8	6	6	6	7	8	8	318.0	318.0	294.0	92.5	294.0
22	M Dutton	7	3	3	3	3	5	7	10	7	9	10	9	13	11	12	8	9	10	DNS	5	4	4	4	316.5	316.5	276.5	87.1	276.5
23	J Lamb	5	13	10	8	10	11	15	15	14	15	14	18	12	10	10	11	10	12	7	8	5	DNS	DNS	267.0	267.0	267.0	100.0	267.0
24	J Yates	19	15	18	17	17	17	18	20	17	16	20	23	DNS	DNS	DNS	DNS	DNS	DNS	DNS	DNS	DNS	DNS	DNS	200.5	200.5	200.5	100.0	200.5
25	A Staniec	DNS	DNS	DNS	DNS	DNS	DNS	DNS	DNS	DNS	DNS	DNS	DNS	11	10	11	DNS	DNS	DNS	DNS	12	10	11	9	200.5	200.5	200.5	100.0	200.5
26	S Rankin	3	1	8	4	4	3	10	7	7	6	6	7	3	3	4	DNS	DNS	DNS	DNS	DNS	DNS	DNS	5	209.5	209.5	209.5	100.0	209.5
27	D Hughes-Dowd	2	3	1	2	2	2	8	8	8	5	5	5	5	5	6	7	7	10	9	9	6	6	DNS	187.5	187.5	187.5	100.0	187.5
28	J Johnson	14	11	5	11	16	19	21	20	18	17	7	20	2	DNS	DNS	DNS	DNS	DNS	DNS	DNS	DNS	DNS	DNS	181.0	181.0	181.0	100.0	181.0
29	V de Oliveira	DNS	DNS	DNS	DNS	DNS	DNS	DNS	DNS	DNS	DNS	DNS	DNS	DNS	DNS	DNS	DNS	DNS	DNS	DNS	DNS	DNS	DNS	DNS	160.0	160.0	160.0	100.0	160.0
30	M Smith	DNS	DNS	DNS	DNS	DNS	DNS	DNS	DNS	DNS	DNS	DNS	DNS	9	7	7	12	6	5	9	6	9	7	7	152.5	152.5	152.5	100.0	152.5
31	M Allisopp	DNS	DNS	DNS	DNS	DNS	DNS	DNS	DNS	DNS	DNS	DNS	DNS	DNS	DNS	DNS	DNS	DNS	DNS	DNS	DNS	DNS	DNS	DNS	111.0	111.0	111.0	100.0	111.0
32	L Patterson	DNS	DNS	DNS	DNS	DNS	DNS	DNS	DNS	DNS	DNS	DNS	DNS	DNS	DNS	DNS	DNS	DNS	DNS	DNS	DNS	DNS	DNS	DNS	101.5	101.5	101.5	100.0	101.5
33	C Cooper	DNS	DNS	DNS	DNS	DNS	DNS	DNS	DNS	DNS	DNS	DNS	DNS	DNS	DNS	DNS	DNS	DNS	DNS	DNS	DNS	DNS	DNS	DNS	80.0	80.0	80.0	100.0	80.0
34	M Farnsworth	DNS	DNS	DNS	DNS	DNS	DNS	DNS	DNS	DNS	DNS	DNS	DNS	DNS	DNS	DNS	DNS	DNS	DNS	DNS	DNS	DNS	DNS	DNS	63.0	63.0	63.0	100.0	63.0
35	T Mullen	DNS	DNS	DNS	DNS	DNS	DNS	DNS	DNS	DNS	DNS	DNS	DNS	DNS	DNS	DNS	DNS	DNS	DNS	DNS	DNS	DNS	DNS	DNS	26.0	26.0	26.0	100.0	26.0
36	A Woodhouse	DNS	DNS	DNS	DNS	DNS	DNS	DNS	DNS	DNS	DNS	DNS	DNS	DNS	DNS	DNS	DNS	DNS	DNS	DNS	DNS	DNS	DNS	DNS	21.0	21.0	21.0	100.0	21.0
Carrera Digital Race		34	35	36	37	38	39	40	41	42	43	44	45	46	47	48	49	50	51	52	53	54	55	Total	244.0	244.0	32	Diff	



Brother-in-law's Richard and Stuart's best results at Daytona were 10th and 11th.





Lee retained his Group A position into 2024.



Martin was back after missing 2 Evenings and 9 Races to take a best of 15th.

DHRC Carrera Digital Group Challenge 2023 (Sheet 1 of 2)

Pos	Competitor	Group Wins	17-Jan		07-Feb		07-Mar		07-Mar		28-Mar		09-May		13-Jun		04-Jul		01-Aug		Results						
			1	2	3	4	5	6	7	8	9	10	11	12	13	14	15	16	17	18		19	20	21	22		
1	P Rees	10	11	9	9	11	7	3	6	6	8	8	4	6	3	4	3	5	9	3	5	235.0	100.00%				
2	M Thorpe	15	8	10	5	7	5	6	6	6	6	4	4	5	5	4	7	3	5	2	226.5	95.45%					
3	S Goodlip	19	5	7	4	7	4	7	7	5	6	6	4	6	5	6	3	4	1	5	212.5	100.00%					
4	L Blacker	14	3	4	2	5	6	3	3	3	5	7	7	7	DNS	DNS	2	6	4	5	202.0	93.18%					
5	R Booth	10	5	9	7	7	7	5	6	5	5	5	2	2	2	2	2	5	3	6	196.0	100.00%					
6	A Smith	13	6	5	4	6	4	4	5	5	5	5	2	7	7	5	7	3	5	8	195.0	86.36%					
7	D Kalyan	7	4	4	4	4	3	5	5	4	4	3	4	4	5	4	6	6	6	6	192.0	100.00%					
8	D Garbett	8	2	6	6	3	6	DNS	DNS	DNS	DNS	2	3	8	9	3	1	7	9	5	192.0	84.09%					
9	S Gray	7	9	5	7	7	7	4	4	4	4	8	6	6	4	4	6	10	4	2	187.0	93.18%					
10	M Dutton	4	2	1	4	4	4	5	5	5	5	7	7	7	4	5	5	DNS	4	4	185.5	87.73%					
11	T Gray	11	8	10	8	7	5	2	4	8	6	5	4	3	5	6	5	8	6	9	183.5	72.73%					
12	JT Hughes-Dowd	8	6	8	5	3	7	3	5	3	6	4	2	6	4	3	3	5	5	4	182.0	86.36%					
13	JJ Hughes-Dowd	14	6	5	6	5	5	6	6	6	6	8	8	8	8	8	3	6	5	6	169.5	84.09%					
14	J Kalyan	4	4	7	2	3	6	4	2	4	2	4	3	7	3	5	4	3	1	8	155.5	86.64%					
15	J Edwards	11	2	2	1	4	6	4	DNS	DNS	5	5	8	8	3	9	9	DNS	DNS	DNS	153.0	72.73%					
16	N Sismay	3	1	2	1	5	1	5	6	2	3	2	10	6	5	1	5	1	2	1	148.5	100.00%					
17	G Skipp	9	DNS	DNS	DNS	DNS	DNS	DNS	DNS	DNS	DNS	DNS	DNS	DNS	8	10	10	2	2	5	132.0	72.41%					
18	D Edwards	3	4	3	4	2	2	DNS	DNS	4	6	2	5	5	6	6	2	2	2	5	3	125.0	79.55%				
19	A Staniec	17	DNS	DNS	DNS	DNS	DNS	DNS	DNS	DNS	DNS	6	8	8	DNS	DNS	7	8	8	7	120.0	82.50%					
20	J Lamb	8	2	2	5	5	5	6	6	6	6	5	5	4	5	6	6	5	5	5	DNS	118.0	54.55%				
21	G Peach	5	5	3	2	2	2	2	3	2	4	3	2	3	2	4	3	DNS	DNS	DNS	109.5	70.45%					
22	D Hughes-Dowd	4	4	4	1	1	1	2	4	1	1	3	3	5	5	3	7	8	2	DNS	109.0	77.27%					
23	S White	2	1	3	1	2	9	3	3	2	DNS	DNS	DNS	DNS	1	4	2	6	8	2	104.5	72.73%					
24	L Paleman	7	4	1	1	2	1	DNS	DNS	DNS	DNS	3	3	3	DNS	DNS	4	2	2	4	102.5	67.44%					
25	S Rankin	1	1	7	2	3	2	4	2	2	3	1	1	1	DNS	DNS	DNS	DNS	DNS	2	99.5	84.09%					
26	L Smith	2	1	2	DNS	DNS	DNS	DNS	DNS	2	3	5	DNS	DNS	DNS	DNS	1	1	3	DNS	96.5	56.82%					
27	M Smith	1	DNS	DNS	DNS	DNS	DNS	DNS	DNS	DNS	DNS	3	3	3	8	4	3	5	3	5	72.5	62.50%					
28	J Johnson	5	5	2	7	7	7	9	7	5	5	2	7	2	DNS	DNS	DNS	DNS	DNS	DNS	70.0	29.55%					
29	J Yates	2	6	4	4	4	4	5	5	2	3	5	2	2	2	3	5	2	2	3	62.0	34.09%					
30	L Paterson	DNS	DNS	DNS	DNS	DNS	DNS	DNS	DNS	DNS	DNS	2	2	2	3	3	5	2	1	51.0	62.50%						
31	M Allsopp	3	DNS	DNS	DNS	DNS	DNS	DNS	DNS	DNS	DNS	DNS	DNS	DNS	DNS	DNS	DNS	DNS	DNS	DNS	49.5	52.63%					
32	V de Oliveira	3	DNS	DNS	DNS	DNS	DNS	DNS	DNS	DNS	DNS	DNS	DNS	DNS	DNS	DNS	DNS	DNS	DNS	DNS	45.0	100.00%					
33	M Farnsworth	1	DNS	DNS	DNS	DNS	DNS	DNS	DNS	DNS	DNS	DNS	DNS	DNS	DNS	DNS	DNS	DNS	DNS	DNS	39.0	58.33%					
34	A Woodhouse	DNS	DNS	DNS	DNS	DNS	DNS	DNS	DNS	DNS	DNS	DNS	DNS	DNS	DNS	DNS	DNS	DNS	DNS	DNS	19.0	8.70%					
35	C Cooper	3	3	5	1	5	DNS	DNS	DNS	DNS	DNS	DNS	DNS	DNS	DNS	DNS	DNS	DNS	DNS	DNS	17.0	11.63%					
35	T Muller	1	DNS	DNS	DNS	DNS	DNS	DNS	DNS	DNS	DNS	DNS	DNS	DNS	DNS	DNS	DNS	DNS	DNS	DNS	17.0	100.00%					
Turn Up Rates		223	100.00%	96.30%	96.30%	92.59%	92.59%	92.59%	77.78%	77.78%	77.78%	77.78%	77.78%	85.19%	85.19%	85.19%	86.67%	83.33%	83.33%	74.19%	74.19%	74.19%	77.42%	80.65%	80.65%	75.00%	74.17%



Two Audi R8's refuelling together

Pos	Competitor	Group Wins	DHORC Camera Digital Group Challenge 2023 (Sheet 2 of 2)												Results											
			B Hat 23	B Hat 24	B Hat 25	B Hat 26	Sakhir 19-Sep	Sakhir 27	Sakhir 19-Sep	Sakhir 28	Sakhir 10-Oct	Sakhir 30	Sakhir 31	Sakhir 10-Oct	DSC 33	DSC 34	DSC 35	L Mans 18-Nov	L Mans 18-Nov	L Mans 18-Nov	L Mans 18-Nov	DSC 41	DSC 42	DSC 43	DSC 44	Points
1	P Rees	10	7	1.5	1.5	8	4	1	2	2.0	3.0	7	7	7	7	7	7	5	5	3	3	3	4	235.0	100.00%	
2	M Thorpe	15	6	DNS	DNS	3	7	5	2	3	2.0	1.5	5	5	7	7	7	5	7	7	7	7	4	226.5	95.45%	
3	S Goodlip	19	4	2.5	3.0	5	6	7	3	1.5	1.5	3	4	4	6	7	4	4	4	6	5	5	5	212.5	100.00%	
4	L Blacker	14	6	2.0	2.0	5	5	6	8	1	3.0	2.0	10	10	7	6	6	3	8	6	4	3	4	202.0	93.18%	
5	R Booth	10	5	3.0	4.0	2	2	2	5	2	2.5	1.5	4	4	4	10	6	4	5	6	3	5	5	196.0	100.00%	
6	A Smith	13	8	4.0	3.0	4	4	4	5	6	2.5	2.5	5	6	6	DNS	DNS	DNS	DNS	8	8	4	4	195.0	86.36%	
7	D Kalyan	7	6	2.0	3.0	3	3	3	4	5	3.0	2.0	5	5	4	8	4	6	4	6	4	3	4	192.0	100.00%	
8	D Garbett	8	3	4.0	3.0	10	8	8	1	5	4.5	4.5	8	6	6	DNS	4	5	5	4	4	4	7	192.0	84.09%	
9	S Gray	7	3	4.5	3.5	2	2	2	1	2	1.5	1.5	DNS	DNS	DNS	4	5	7	4	4	6	4	4	192.0	93.18%	
10	M Dutton	4	6	2.0	2.0	5	5	5	5	5	2.5	2.0	3	3	4	2	4	6	6	6	3	4	3	185.5	97.73%	
11	T Gray	9	2.5	3.0	7	3	3	3	5	9	4.5	4.5	DNS	DNS	DNS	DNS	DNS	DNS	DNS	DNS	DNS	DNS	7	183.5	72.73%	
12	JT Hughes-Dowd	9	3	3.0	3.0	1	3	DNS	10	6	2.0	3.0	9	9	3	DNS	DNS	DNS	DNS	DNS	7	7	7	182.0	86.36%	
13	JJ Hughes-Dowd	14	1	1.5	2.0	3	1	DNS	4	2	1.5	1.5	2	2	2	DNS	DNS	DNS	DNS	7	5	5	5	169.5	84.09%	
14	J Kalyan	4	8	3.5	2.5	5	4	4	2	1	3.0	2.5	4	4	3	DNS	DNS	DNS	DNS	7	7	3	7	155.5	86.64%	
15	L Edwards	11	4	2.5	2.5	DNS	DNS	DNS	8	8	3.0	3.0	3	3	3	3	3	9	9	DNS	DNS	DNS	DNS	153.0	72.73%	
16	N Simey	3	2	2.5	3.0	1	3	5	5	6	3.0	2.0	2	4	2	2	3	2	2	2	7	7	7	148.5	100.00%	
17	G Skipp	9	5	DNS	DNS	2	3	2	4	5	4.5	4.5	DNS	DNS	DNS	7	8	10	10	10	DNS	DNS	DNS	132.0	72.41%	
18	D Edwards	3	2	2.0	1.5	DNS	DNS	3	4	1.5	3.0	3	2	2	5	5	5	3	3	DNS	DNS	DNS	DNS	125.0	79.55%	
19	A Stanlec	17	7	3.5	3.5	6	6	6	6	6	3.0	3.0	6	6	6	DNS	DNS	DNS	DNS	DNS	DNS	DNS	DNS	120.0	82.50%	
20	J Lamb	8	DNS	DNS	DNS	DNS	DNS	DNS	DNS	DNS	DNS	DNS	5	5	5	DNS	DNS	DNS	DNS	DNS	DNS	DNS	DNS	118.0	54.55%	
21	G Peach	DNS	DNS	DNS	DNS	DNS	DNS	7	1	2.0	2.5	5	5	5	4	3	2	3	4	DNS	DNS	DNS	DNS	109.5	70.45%	
22	D Hughes-Dowd	DNS	DNS	DNS	DNS	3	1	DNS	5	5	1.5	3.5	2	2	2	3	DNS	DNS	DNS	DNS	5	3	3	109.0	77.27%	
23	S White	7	2	1.5	2.0	1.5	DNS	DNS	2	6	2.0	2.0	5	4	4	2	2	3	3	DNS	DNS	DNS	DNS	104.5	72.73%	
24	L Pateman	7	2	1.5	2.0	8	8	8	7	7	3.5	3.5	4	4	4	DNS	DNS	DNS	DNS	3	3	3	3	102.5	67.44%	
25	S Rankin	1	2	2.0	2.0	2	2	4	3	3	2.0	1.5	2	2	2	DNS	3	3	3	3	6	8	3	99.5	84.09%	
26	L Smith	2	DNS	DNS	DNS	6	8	9	5	2.0	3.5	2	4	4	2	5	6	4	5	4	DNS	DNS	DNS	96.5	56.82%	
27	M Smith	1	4	1.5	1.5	5	5	5	3	3	2.5	2.0	DNS	DNS	DNS	DNS	DNS	DNS	DNS	DNS	DNS	DNS	DNS	72.5	62.50%	
28	J Johnson	5	DNS	DNS	DNS	DNS	DNS	DNS	DNS	DNS	DNS	DNS	DNS	DNS	DNS	DNS	DNS	DNS	DNS	DNS	DNS	DNS	DNS	70.0	29.55%	
29	J Yates	2	DNS	DNS	DNS	DNS	DNS	DNS	DNS	DNS	DNS	DNS	3	3	3	DNS	DNS	DNS	DNS	DNS	DNS	DNS	DNS	62.0	34.09%	
30	L Patterson	1	3.0	3.0	4	4	4	4	3	1	1.5	1.5	DNS	DNS	DNS	DNS	DNS	DNS	DNS	DNS	DNS	DNS	DNS	51.0	62.50%	
31	M Allisopp	3	DNS	DNS	DNS	11	11	11	1	5	2.5	2.0	DNS	DNS	DNS	DNS	DNS	DNS	DNS	2	2	2	2	49.5	52.63%	
32	V de Oliveira	3	DNS	DNS	DNS	DNS	DNS	DNS	DNS	DNS	DNS	DNS	DNS	DNS	DNS	10	2	2	2	3	6	6	4	41.0	100.00%	
33	M Farnsworth	1	DNS	DNS	DNS	DNS	DNS	DNS	DNS	DNS	DNS	DNS	6	6	4	DNS	DNS	DNS	DNS	DNS	7	5	5	39.0	58.33%	
34	A Woodhouse	9	DNS	DNS	DNS	DNS	DNS	DNS	DNS	DNS	DNS	DNS	DNS	DNS	DNS	DNS	DNS	DNS	DNS	DNS	DNS	DNS	DNS	18.0	8.70%	
35	C Cooper	1	DNS	DNS	DNS	DNS	DNS	DNS	DNS	DNS	DNS	DNS	DNS	DNS	DNS	DNS	DNS	DNS	DNS	DNS	DNS	DNS	DNS	17.0	11.63%	
35	T Mullen	1	DNS	DNS	DNS	DNS	DNS	DNS	DNS	DNS	DNS	DNS	DNS	DNS	DNS	DNS	DNS	DNS	DNS	DNS	5	3	9	17.0	100.00%	
Turn Up Rates		223	75.00%	68.75%	68.75%	72.73%	72.73%	63.64%	84.85%	84.85%	84.85%	73.53%	73.53%	73.53%	57.14%	51.43%	51.43%	51.43%	51.43%	55.56%	55.56%	55.56%	55.56%	55.56%	74.17%	AVE



Victor's pit box plus Daytona circuit map and Phil's new track box labels.

Members' Statistics

DHORC Carrera 2022 - 2023 Stats 1 - After CD77

Meetings Attended			Driver Ranking			Group Race Wins			
Pos	Competitor	No	Pos	Competitor	Score	Pos	Competitor	No	CS
1	P Rees	77	1	S Goodlip	2.148	1	A Smith	31	(6)
1	N Sismey	77	2	A Smith	2.852	2	S Goodlip	24	(3)
3	R Booth	74	3	D Garbett	3.000	3	L Blacker	22	(4)
4	M Thorpe	72	4	G Skipp	3.963	4	P Rees	21	(3)
5	A Smith	71	5	S White	5.519	5	M Thorpe	20	(4)
5	S Gray	71	6	L Pateman	5.667	6	D Garbett	18	(3)
5	S Goodlip	71	7	L Blacker	5.889	7	A Staniec	17	(17)
8	L Blacker	68	7	M Thorpe	5.889	7	L Edwards	17	(4)
9	D Garbett	67	9	P Rees	7.778	9	JJ Hughes-Dowd	16	(10)
9	M Dutson	67	10	N Sismey	8.000	10	T Gray	13	(3)
11	S White	65	11	G Peach	8.519	11	R Booth	12	(3)
11	D Edwards	65	11	T Gray	8.519	12	L Pateman	11	(7)
13	D Kalyan	62	13	J Yates	8.556	12	S Gray	11	(3)
14	G Peach	61	14	V de Oliveira	9.815	14	D Edwards	9	(5)
15	L Edwards	59	15	L Smith	12.333	14	J Kalyan	9	(3)
16	J Kalyan	54	16	J Kalyan	12.926	14	G Skipp	9	(4)
17	L Pateman	53	17	D Kalyan	12.963	14	JT Hughes-Dowd	9	(3)
18	L Smith	51	18	JJ Hughes-Dowd	13.000	18	J Lamb	8	(6)
19	S Rankin	49	19	JT Hughes-Dowd	14.259	18	D Kalyan	8	(5)
20	J Lamb	45	20	R Booth	14.519	20	S White	7	(2)
21	T Gray	44	21	D Edwards	14.630	20	N Sismey	7	
22	JJ Hughes-Dowd	43	22	M Allsopp	14.815	22	G Peach	6	(3)
23	JT Hughes-Dowd	41	22	M Dutson	14.815	22	J Yates	6	
24	D Hughes-Dowd	40	24	S Gray	15.148	24	J Johnson	5	(4)
25	C Cooper	31	25	L Edwards	15.667	24	L Smith	5	
26	J Yates	27	26	M Smith	17.074	26	M Dutson	4	(3)
27	G Skipp	21	27	J Lamb	18.519	27	C Cooper	3	
28	M Smith	20	28	S Rankin	18.852	27	M Allsopp	3	(3)
28	L Patterson	20	29	A Staniec	18.963	27	V de Oliveira	3	(2)
28	A Staniec	20	30	T Mullen	19.889	30	R Hill	1	
31	J Johnson	19	31	M Farnsworth	19.905	30	M Smith	1	
32	M Allsopp	10	32	A Woodhouse	20.167				
33	R Hill	9	33	L Patterson	20.407				
33	V de Oliveira	9	34	D Hughes-Dowd	20.778				
35	M Farnsworth	7	RET	C Cooper	10.222				
36	T Mullen	3	RET	J Johnson	11.630				
36	JD Hughes-Dowd	3	RET	R Hill	11.852				
38	A Woodhouse	2	RET	JD Hughes-Dowd	21.889				

(Driver Ranking = Average Position In Qualifying, Final Position & Fastest Lap Over Last 9 club nights)

Orange = No Change, Green = Improvement, Red = Deterioration, White = New, Blue = Retired

DHORC Carrera 2022 - 2023 Stats 2 - After CD 77

Poles				Wins				Fastest Laps			
Pos	Competitor	No	CS	Pos	Competitor	No	CS	Pos	Competitor	No	CS
1	A Smith	35	(9)	1	A Smith	26	(4)	1	A Smith	38	(14)
2	S Goodlip	21	(5)	2	S Goodlip	16	(3)	2	S Goodlip	19	(4)
3	D Garbett	9	(4)	3	D Garbett	15	(3)	3	D Garbett	8	(3)
4	J Lamb	3	(3)	4	S White	5	(2)	4	S White	3	
4	G Peach	3	(2)	4	G Skipp	5	(4)	5	N Sismey	2	
6	N Sismey	2	(2)	6	JJ Hughes-Dowd	3	(2)	5	G Peach	2	
6	S White	2		7	P Rees	2		7	J Lamb	1	
8	L Pateman	1		7	N Sismey	2		7	L Pateman	1	
8	G Skipp	1		7	L Blacker	2		7	JJ Hughes-Dowd	1	
10				7	M Thorpe	2	(2)	7	G Skipp	1	

DHORC Carrera Stats 3 - CD 77

Poles		Competitor		
Records		Name	Total	2023
All Time		A Smith	35	11
A Smith	35	S Goodlip	21	20
Season		D Garbett	9	6
A Smith	24	J Lamb	3	
		G Peach	3	2
		N Sismey	2	2
		S White	2	2
		L Pateman	1	
		G Skipp	1	1

Wins		Competitor		
Records		Name	Total	2023
All Time		A Smith	26	10
A Smith	26	S Goodlip	16	15
Season		D Garbett	15	5
A Smith	16	S White	5	2
		G Skipp	5	5
		JJ Hughes-Dowd	3	3
		P Rees	2	
		N Sismey	2	1
		L Blacker	2	2
		M Thorpe	2	2

Fastest Laps		Competitor		
Records		Name	Total	2023
All Time		A Smith	39	12
A Smith	39	S Goodlip	19	17
Season		D Garbett	8	8
A Smith	27	S White	3	2
		N Sismey	2	1
		G Peach	2	2
		J Lamb	1	
		L Pateman	1	
		G Skipp	1	1
		JJ Hughes-Dowd	1	1

Best DHORC Carrera Position Records 2022 - 2023 - After CD 77

Qualifying				Final Position				Fastest Lap						
Pos	Competitor	DHORC-CD	Gap	Date	Pos	Competitor	DHORC-CD	Gap	Date	Pos	Competitor	DHORC-CD	Gap	Date
1	D Garbett	77	0	18-Nov-23	1	D Garbett	77	0	12-Dec-23	1	S Goodlip	77	0	12-Dec-23
1	A Smith	76	1	12-Dec-23	1	M Thorpe	76	1	12-Dec-23	1	D Garbett	76	1	12-Dec-23
1	S Goodlip	74	3	18-Nov-23	1	G Skipp	74	3	18-Nov-23	1	A Smith	75	2	12-Dec-23
1	G Skipp	70	7	18-Nov-23	1	S Goodlip	71	6	18-Nov-23	1	G Skipp	69	8	17-Nov-23
1	S White	57	20	01-Aug-23	1	L Blacker	69	8	17-Nov-23	1	G Peach	62	15	10-Oct-23
1	N Sismey	48	29	09-May-23	1	A Smith	68	9	07-Nov-23	1	JJ Hughes-Dowd	53	24	04-Jul-23
1	G Peach	38	39	07-Feb-23	1	JJ Hughes-Dowd	54	23	04-Jul-23	1	S White	49	28	13-Jun-23
1	J Lamb	9	68	22-Mar-22	1	S White	53	24	04-Jul-23	1	N Sismey	46	31	09-May-23
1	L Pateman	6	71	15-Feb-22	1	N Sismey	46	31	09-May-23	1	L Pateman	5	72	15-Feb-22
2	JJ Hughes-Dowd	51	26	13-Jun-23	1	P Rees	14	63	31-May-22	1	J Lamb	3	74	18-Jan-22
2	L Blacker	40	37	07-Mar-23	2	G Peach	38	39	07-Feb-23	2	L Blacker	69	8	17-Nov-23
2	P Rees	1	76	18-Jan-22	2	L Pateman	4	73	15-Feb-22	4	M Thorpe	74	3	18-Nov-23
3	J Yates	34	43	17-Jan-23	2	J Lamb	1	76	18-Jan-22	4	V de Oliveira	72	5	18-Nov-23
3	M Thorpe	19	58	16-Aug-22	3	C Cooper	22	55	23-Aug-22	4	J Yates	45	32	28-Mar-23
4	V de Oliveira	74	3	18-Nov-23	4	V de Oliveira	77	0	12-Dec-23	4	P Rees	1	76	18-Jan-22
4	T Gray	64	6	10-Oct-23	4	T Gray	65	12	10-Oct-23	6	L Edwards	72	5	18-Nov-23
4	R Booth	57	20	01-Aug-23	4	J Kalyan	57	20	01-Aug-23	6	T Gray	57	20	01-Aug-23
4	C Cooper	19	58	16-Aug-22	4	L Smith	10	67	12-Apr-22	6	R Booth	36	41	17-Jan-23
5	J Johnson	46	31	09-May-23	5	J Yates	23	54	23-Aug-22	6	C Cooper	9	68	22-Mar-22
5	D Edwards	25	52	25-Oct-22	5	D Edwards	8	69	22-Mar-22	7	J Kalyan	69	8	17-Nov-23
6	J Kalyan	40	37	07-Mar-23	6	R Booth	57	20	01-Aug-23	7	L Smith	12	65	12-Apr-22
7	L Smith	69	8	17-Nov-23	6	S Gray	57	20	01-Aug-23	7	D Edwards	7	70	22-Mar-22
8	JT Hughes-Dowd	57	20	01-Aug-23	7	L Edwards	73	4	18-Nov-23	8	J Johnson	42	35	07-Mar-23
8	S Gray	52	25	04-Jul-23	7	J Johnson	40	37	07-Mar-23	9	M Allsopp	77	0	12-Dec-23
8	L Edwards	25	52	25-Oct-22	9	JT Hughes-Dowd	76	1	12-Dec-23	9	S Gray	57	20	01-Aug-23
9	D Kalyan	70	7	18-Nov-23	9	D Kalyan	72	5	18-Nov-23	9	D Kalyan	33	44	06-Dec-22
10	M Farnsworth	69	8	17-Nov-23	11	M Dutton	72	5	18-Nov-23	10	M Dutton	70	7	18-Nov-23
10	M Allsopp	61	16	19-Sep-23	12	M Allsopp	59	18	19-Sep-23	11	JT Hughes-Dowd	69	8	17-Nov-23
10	M Dutton	59	18	19-Sep-23	13	A Staniec	62	15	10-Oct-23	14	D Hughes-Dowd	69	8	17-Nov-23
11	M Smith	57	20	01-Aug-23	14	D Hughes-Dowd	32	45	06-Dec-22	14	M Smith	59	18	19-Sep-23
11	S Rankin	40	37	07-Mar-23	15	M Farnsworth	69	8	17-Nov-23	16	S Rankin	77	0	12-Dec-23
13	L Patterson	57	20	01-Aug-23	16	M Smith	49	28	13-Jun-23	16	L Patterson	58	19	01-Aug-23
14	D Hughes-Dowd	59	18	19-Sep-23	16	S Rankin	42	35	07-Mar-23	17	A Staniec	61	16	19-Sep-23
14	A Staniec	59	18	19-Sep-23	17	T Mullen	77	0	12-Dec-23	19	M Farnsworth	69	8	17-Nov-23
19	T Mullen	75	2	12-Dec-23	17	A Woodhouse	56	21	01-Aug-23	20	T Mullen	76	1	12-Dec-23
20	A Woodhouse	56	21	01-Aug-23	18	L Patterson	57	20	01-Aug-23	20	A Woodhouse	55	22	01-Aug-23

Distance Covered in 2023 DHORC Carrera Champ - After Rnd 44

Pos	Competitor	Laps	Feet	Feet / Race	Miles	Races
1	S Goodlip	3,366.4	412,951	9,177	78.2	45
2	M Thorpe	3,142.4	392,511	9,128	74.3	43
3	N Sismey	3,180.5	390,044	8,668	73.9	45
4	P Rees	3,142.0	388,022	8,623	73.5	45
5	R Booth	2,968.2	363,909	8,087	68.9	45
6	L Blacker	2,887.0	357,276	8,507	67.7	42
7	A Smith	2,895.9	355,495	9,115	67.3	39
8	D Kalyan	2,815.4	345,661	7,681	65.5	45
9	D Garbett	2,728.8	330,073	8,686	62.5	38
10	S Gray	2,672.1	324,976	7,738	61.5	42
11	J Kalyan	2,587.4	317,172	7,929	60.1	40
12	JJ Hughes-Dowd	2,500.4	305,614	8,042	57.9	38
13	M Dutson	2,461.2	302,031	6,864	57.2	44
14	S White	2,319.8	280,893	8,778	53.2	32
15	JT Hughes-Dowd	2,268.8	278,058	7,130	52.7	39
16	G Peach	2,286.1	277,168	8,941	52.5	31
17	D Edwards	2,305.9	275,915	7,883	52.3	35
18	T Gray	2,186.1	263,622	8,238	49.9	32
19	S Rankin	1,981.0	244,077	6,423	46.2	38
20	L Edwards	2,063.0	243,988	7,625	46.2	32
21	D Hughes-Dowd	1,878.2	233,298	6,666	44.2	35
22	L Pateman	1,902.4	231,546	7,718	43.9	30
23	L Smith	1,554.2	197,233	7,889	37.4	25
24	J Lamb	1,583.0	194,768	8,115	36.9	24
25	G Skipp	1,548.3	193,181	9,199	36.6	21
26	A Staniec	1,219.5	149,061	7,453	28.2	20
27	M Smith	1,168.2	138,157	6,908	26.2	20
28	J Yates	1,058.1	133,633	8,909	25.3	15
29	L Patterson	1,086.3	128,491	6,425	24.3	20
30	J Johnson	853.7	105,743	8,134	20.0	13
31	V de Oliveira	626.3	79,035	7,904	15.0	10
32	M Allsopp	606.4	77,981	7,089	14.8	11
33	M Farnsworth	431.2	56,576	7,072	10.7	8
34	C Cooper	375.9	44,168	8,834	8.4	5
35	T Mullen	185.2	24,570	6,142	4.7	4
36	A Woodhouse	131.2	17,887	8,943	3.4	2
Pos	Competitor	68,966.5	8,454,784.7	7,963	1,601.3	1,053



Rules & Regulations

1.0 Evenings

Two Evenings run on the same circuit, seven Race and two Sprint circuits in 2023.

1.1 Race Groups

Up to a maximum of four Race Groups of six racers based on Ranking (last 9 Races) with the top six ranked racers in Group A, then Group B, Group C and Group D. If there are less than 24 racers on an Evening then the Race Groups will be adjusted accordingly as equally as possible. **Stop Press:** We are looking at running earlier Races, from around 17:00 hours, for Reserve racers, if there are over 24 racers, as a trial. Reserve racers have advised they can arrive earlier.

1.2 Qualifying

One crash and burn lap at the end of that track's Test Night for the 1st Round at any track. For the 2nd Round on each circuit the fastest lap from either Qualifying above or the 1st Round. Thereafter the fastest lap from the last two Rounds for any subsequent Rounds.

This also reads across to Sprint Races on a shorter version of that circuit if that circuit is chosen to hold Sprint Races.

1.3 Race

15-minutes with a maximum of six cars per Race Group, with a minimum of three Races for all competitors on the night (Depending on the number of competitors) Anyone can win overall from any Race Group, the winner recording the most laps plus tenths. If more than one racer finishes on the same lap and tenth in any position it will be deemed a draw.

Races begin at 18:00 hours, racers to advise if they can't make it or will be late. We will do our best to ensure all racers run in all Races.

1.4 Race Points

Points awarded down to 24th (possibly 27th) place for each Race with additional points awarded for the top five fastest laps. 75% of the Club Nights run will count towards the Championship so if a racer competes in all Club Nights their best 75% of points will count.

Race Points													
Final Position				Fastest Lap				Final Points					
Pos	Grp	Competitor	Pts	Pos	Grp	Competitor	Pts	Pos	Competitor	Pts	Pos	Competitor	Pts
1	A1	Racer 1	40	13	D1	Racer 13	15	1	Racer 4	5	1	Racer 1	41
2	A2	Racer 2	33	14	D2	Racer 14	14	2	Racer 2	4	2	Racer 2	37
3	A3	Racer 3	29	15	B4	Racer 15	13	3	Racer 8	3	3	Racer 4	31
4	B1	Racer 4	26	16	C4	Racer 16	12	4	Racer 12	2	4	Racer 3	29
5	A4	Racer 5	24	17	C5	Racer 17	11	5	Racer 1	1	5	Racer 5	24
6	B2	Racer 6	22	18	C6	Racer 18	10				6	Racer 8	23
7	C1	Racer 7	21	19	B5	Racer 19	9				7	Racer 6	22
8	C2	Racer 8	20	20	D3	Racer 20	8				8	Racer 7	21
9	B3	Racer 9	19	21	D4	Racer 21	7				9	Racer 9	19
10	A5	Racer 10	18	22	B6	Racer 22	6				10	Racer 10	18
11	A6	Racer 11	17	23	D5	Racer 23	5				10	Racer 12	18
12	C3	Racer 12	16	24	D6	Racer 24	4				12	Racer 11 etc	17

1.5 Group Points

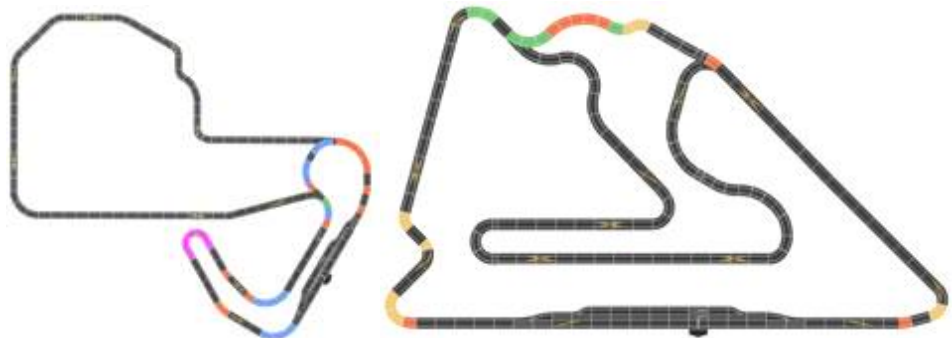
Championship based on Group Points with the same points awarded to A, B, C and D Groups. More points awarded for improved finishing position i.e. A6 winning Group A awarded 11 points (five extra points for moving up five places), A1 just 6 points.

Race Group Points						
Group Pos	Placings & Points Awarded					
	1st	2nd	3rd	4th	5th	6th
A1	6	5	4	3	2	1
A2	7	5	4	3	2	1
A3	8	6	4	3	2	1
A4	9	7	5	3	2	1
A5	10	8	6	4	2	1
A6	11	9	7	5	3	1

1.6 Sprint Race

Two 5-minutes Sprint Races at two separate Evenings with four cars per Sprint Race Group, with a maximum of two Sprint Races for all competitors on the night. Anyone can win overall from any Group, the winner recording the most laps plus tenths.

These will take place at the second Brands Hatch and Sakhir Evenings in 2023 after two 15-minute Races earlier in the evening. The Sprint Races will be run on a shorter version of the tracks.



1.7 Sprint Points

Half points awarded down to 24th (possibly 27th) place for each Sprint Race with additional half points awarded for the top five fastest laps.

Sprint Points													
Final Position								Fastest Lap			Final Points		
Pos	Grp	Competitor	Pts	Pos	Grp	Competitor	Pts	Pos	Competitor	Pts	Pos	Competitor	Pts
1	A1	Racer 1	20.0	13	D1	Racer 13	7.5	1	Racer 4	2.5	1	Racer 1	20.5
2	A2	Racer 2	16.5	14	D2	Racer 14	7.0	2	Racer 2	2.0	2	Racer 2	18.5
3	A3	Racer 3	14.5	15	B4	Racer 15	6.5	3	Racer 8	1.5	3	Racer 4	15.5
4	B1	Racer 4	13.0	16	C4	Racer 16	6.0	4	Racer 12	1.0	4	Racer 3	14.5
5	A4	Racer 5	12.0	17	C5	Racer 17	5.5	5	Racer 1	0.5	5	Racer 5	12.0
6	B2	Racer 6	11.0	18	C6	Racer 18	5.0				6	Racer 8	11.5
7	C1	Racer 7	10.5	19	B5	Racer 19	4.5				7	Racer 6	11.0
8	C2	Racer 8	10.0	20	D3	Racer 20	4.0				8	Racer 7	10.5
9	B3	Racer 9	9.5	21	D4	Racer 21	3.5				9	Racer 9	9.5
10	A5	Racer 10	9.0	22	B6	Racer 22	3.0				10	Racer 10	9.0
11	A6	Racer 11	8.5	23	D5	Racer 23	2.5				10	Racer 12	9.0
12	C3	Racer 12	8.0	24	D6	Racer 24	2.0				12	Racer 11 etc	8.5

1.8 Sprint Group Points

Half Group points awarded for each Sprint Race.

Sprint Group Points 4 Racers				
Group Pos	Placings & Points Awarded			
	1st	2nd	3rd	4th
A1	3.0	2.5	2.0	1.5
A2	3.5	2.5	2.0	1.5
A3	4.0	3.0	2.0	1.5
A4	4.5	3.5	2.5	1.5

1.9 Fuel Usage

Fuel usage will be reviewed for each circuit with an increased consumption agreed for any lap completed under an agreed lap time. Fuel stops will add 10% of a full tank per second.

1.10 Car Usage

Different cars can be used for each Evening but cannot be changed during the Evening unless it has an issue that cannot be rectified.

Key: Race = Round = Club Night. Evening = whole evening of racing



2.0 Cars

Carrera DTM, GT2, GT3 and GTE Racing Cars running the latest chassis.



2.1 Bodies

No modification or floating body screws

2.2 Lights

Must be working. Older Evolution cars do not contain lights as standard so chipped lights would need to be fitted.

2.3 Aerials/Mirrors

Can be removed

2.4 Rear Wings

Must be fitted at the beginning of the meeting. If they break off and can't be refitted, then the uprights must be replaced with rubber and fitted for the next meeting.

2.5 Chassis

No modifications

2.6 Axles

2.6.1 Front

Either standard Carrera or complete axle supplied by DHORC (Approx. £4)

2.6.2 Rear

Either standard Carrera or the following Slot.it Rear Axle Kit Pt No KK07C - 28t Inline Crown with 17.3x9.75mm hubs. (Approx. £14)



As some cars require different size hubs it was agreed that the following parts, to make up the rear axle, could be bought separately if need be: -

Aluminium Hubs 17.3x9.75x1.5	W1730975A
Crown Gear 28Tooth Inline	GI28-Bz
Bronze Bearings x2	PA-68
Axle 54mm x1	PA01-54
Wheel Hub Spacers 1mm x 2	PA-51
Alternative thinner Hubs 17.3x8.2x1.5	W17308215A

2.7 Front Magnet Must be removed

2.8 Tyres Rear, standard or supplied by DHORC. Front, free but must touch the track and rotate when the car is running. Both can be reprofiled.

2.9 Motor Standard or PSR Mabuchi Motor, supplied by Pendle Slot Racing. Ready to race motor available from DHORC.

2.10 Guide Blade Standard Carrera and not an aftermarket product. Original can be helped to stay in place with either a piece of rubber or a grub screw.

2.11 Min Height A minimum height between the base of the rear magnet holder and the provided Technical Plate agreed at **1mm**. This is because the rear magnet holders on different cars are closer to the track, giving better road holding. We want all cars to have the same level of road holding, so we can make all cars competitive.

2.12 Chassis Weights A maximum of 5 grammes can to be fitted by doubled sided tape only.



3.0 Driving & Racing Standards (Based on The Digital Slot Car Association Rules)

- 3.1. Any car on the circuit must be compliant with the GT rules.
- 3.2. Any indiscretion against stated regulations will be punishable by penalty (to be agreed).
- 3.3. When lapping a slower car, it is the responsibility of the faster car to change lanes and perform an overtake. Lapped cars should remain in their current lane until the faster car has passed.
 - 3.3.1. Intentionally blocking of a faster car when lapping is illegal
 - 3.3.2. Intentionally blocking a car fighting for position on the same lap is allowed
- 3.4. Contact from cars racing on the same lane, in proximity, is to be expected. Intentional or excessive contact is not allowed. Penalties (to be agreed) will be issued in the following circumstances: -
 - 3.4.1. Intentional or excessive contact with another car
 - 3.4.2. De-slotting another car by driving into the back of it
 - 3.4.3. Intentionally stopping on the circuit
 - 3.4.4. Excessive blocking by changing lanes when being lapped
- 3.5. Illegal contact may be reported by any participant of the meeting
- 3.6. Cars may be requested to pit for attention under the following circumstances: -
 - 3.6.1. Any functional or mechanical part of the car has become completely detached from the car
 - 3.6.2. A wing or spoiler becomes broken, completely detached from the body, or it is clear to the official at race control that when viewing the car from their normal position, that it is damaged
 - 3.6.3. The required number of headlights/taillights are not working
 - 3.6.4. A car is otherwise causing a hazard that may damage the circuit or other cars on the circuit
- 3.7. If any session is paused (red flagged), the following restrictions apply: -
 - 3.7.1. Cars must not be removed from the track, where they have come to stop
 - 3.7.2. Any car in the pit at the time of the red flag must have no further work completed on it until the session is resumed
 - 3.7.3. Drivers may leave their station only under the direction of race control
- 3.8. During Parc Ferme conditions, cars may only be worked on under the supervision of an official
- 3.9. Slow or malfunctioning cars should move to the inside lane (or lane nearest to the pit) and pit as soon as possible. Race control should be notified that there is a slow car on circuit so other drivers may be warned.

Next Circuit

Interlagos




Where Do We Race Next?
What Are The Records?
Who Has Been On The Podium?

Circuit History

The Autódromo José Carlos Pace, better known as **Autódromo de Interlagos** or simply Interlagos, is a 4.309 km (2.677 mi) motorsport circuit located in the city of São Paulo, Brazil. It was inaugurated on 12 May 1940, by the federal intervener of the São Paulo province, Adhemar de Barros. The traditional name of the circuit and of the neighbourhood itself comes from the fact that it is located in a region between two large artificial lakes, Guarapiranga and Billings, which were built in the beginning of the 20th century to supply the city with water and electricity. In 1985, the circuit was renamed to honour the Formula 1 driver José Carlos Pace, who died in a plane crash in 1977. Attached to its facilities there is a kart circuit named after Ayrton Senna. The circuit runs counter clockwise.


It is internationally known for hosting the Formula 1 Brazilian Grand Prix stage and the Lollapalooza music festival. It has hosted the Formula One Brazilian Grand Prix since 1973. It also hosted the Brazilian motorcycle Grand Prix in 1992, the Deutsche Tourenwagen Meisterschaft in 1996, the FIA GT1 World Championship in 2010, and the FIA World Endurance Championship from 2012 to 2014. As the major racetrack in the country it also hosted many previous and active national championships such as Stock Car Brasil, Campeonato Sudamericano de GT, Fórmula Truck, Copa Truck, Formula 3 Sudamericana, Brazilian Formula Three Championship, and Mil Milhas Brasil. In addition, the Prova Ciclística 9 de Julho road cycling race was held at the venue from 2002 to 2006 and from 2008 to 2013.



dhorc
Home of HO Slot Car
CARRERA DIGITAL

Interlagos (Brazil)

Previous Results



		1st	2nd	3rd
DHORC-CD 78	16-Jan 2024	123'4"		
DHORC-CD 79	16-Jan 2024	123'4"		
DHORC-CD 80	16-Jan 2024	123'4"		

Circuit Records

Qualifying / Fastest Lap

GT	TBA
-----------	-----


Race Laps (15 Mins)

GT	TBA
-----------	-----

Evening Group Points

GT	TBA
-----------	-----

Lap Length 123' 4"


























Carrera

DIGITAL



Urethane Tyres and 1/32nd Wheels & Inserts

RLW13201	RLW13202	RLW13203	RLW13204
RLW13205	RLW13206	RLW13207	RLW13208
RLW13209	RLW13210	RLW13211	RLW13212
RLW13213	RLW13214	RLW13215	RLW13216
RLW13217	RLW13218	RLW13219	RLW13220
RLW13221	RLW13222	RLW13223	RLW13224

			
<i>RLW13225</i>	<i>RLW13226</i>	<i>RLW13227</i>	<i>RLW13228</i>
			
<i>RLW13229</i>	<i>RLW13230</i>	<i>RLW13231</i>	<i>RLW13232</i>
			
<i>RLW13233</i>	<i>RLW13234</i>	<i>RLW13235</i>	<i>RLW13236</i>
			
<i>RLW13237</i>	<i>RLW13238</i>	<i>RLW13239</i>	<i>RLW13240</i>
			
<i>RLW13241</i>	<i>RLW13242</i>	<i>RLW13243</i>	<i>RLW13244</i>
			
<i>RLW13245</i>	<i>Slot it Rear Axle Kit Lrg Hubs (KK07c)</i>		<i>RLW-WHEEL</i>
Wheels & Inserts are 3D Printed in Resin			
Wheels & Inserts are available un-painted or can be painted to your choice by us.			
Please Be Aware These are Made to Order			

Polyurethane Tyres			
Available in the following sizes			
Outer Diameter 16mm x 11mm Inner Gap 5mm x 1mm RLT13201	Outer Diameter 17mm x 11mm Inner Gap 5mm x 1mm RLT13202	Outer Diameter 17.5mm x 11mm Inner Gap 5mm x 1mm RLT13203	Outer Diameter 18mm x 11mm Inner Gap 5mm x 1mm RLT13204
Outer Diameter 19mm x 10mm Inner Gap 5mm x 1mm RLT13205	Outer Diameter 19mm x 11mm Inner Gap 5mm x 1mm RLT13206	Outer Diameter 19mm x 11mm Inner Gap 6mm x 1mm RLT13207	Outer Diameter 19mm x 11mm Inner Gap 6mm x 1.5mm RLT13208
Outer Diameter 19mm x 12mm Inner Gap 5mm x 1mm RLT13209	Outer Diameter 19.5mm x 10mm Inner Gap 5mm x 1.5mm RLT13210	Outer Diameter 19.5mm x 10mm Inner Gap 6mm x 1.5mm RLT13211	Outer Diameter 19.5mm x 11mm Inner Gap 5mm x 1mm RLT13212
Outer Diameter 19.5mm x 11mm Inner Gap 5mm x 1.5mm RLT13213	Outer Diameter 19.5mm x 11mm Inner Gap 6mm x 1mm RLT13214	Outer Diameter 19.5mm x 11mm Inner Gap 6mm x 1.5mm RLT13215	Outer Diameter 20mm x 11mm Inner Gap 5mm x 1mm RLT13216
Outer Diameter 20mm x 11mm Inner Gap 5mm x 1.5mm RLT13217	Outer Diameter 20mm x 11mm Inner Gap 6mm x 1mm RLT13218	Outer Diameter 20mm x 11mm Inner Gap 6mm x 1.5mm RLT13219	Outer Diameter 20mm x 12mm Inner Gap 5mm x 1mm RLT13220
Outer Diameter 20mm x 12mm Inner Gap 6mm x 1mm RLT13221	TO FIT 20.5mm x 11mm Inner Gap 5mm x 1mm RLT13222	TO FIT 21mm x 11mm Inner Gap 5mm x 1mm RLT13223	TO FIT 21mm x 12mm Inner Gap 5mm x 1mm RLT13224
Outer Diameter 21.5mm x 11mm Inner Gap 5mm x 1mm RLT13225	Outer Diameter Carrera Formula 1 Rear Wheel RLT13226	Outer Diameter Carrera Porsche 917 Rear Wheel RLT13227	Outer Diameter Policar Monoposto Rear Wheel RLT13228
1/24TH SCALE 28mm x 14mm Inner Gap 8mm x 2mm RLT12401	1/24TH SCALE 29mm x 14mm Inner Gap 8mm x 2mm RLT12402	1/24TH SCALE 30mm x 14mm Inner Gap 8mm x 2mm RLT12403	1/24TH SCALE To fit Carrera Ferrari 458 GT2 RLT12404

Price List

Set of 3D Printed Inserts (x4) (To fit below wheels)	£1.50
Pair of 3D Printed Wheels 15.8mm X 8mm (RLW132158)	£2.50
Pair of 3D Printed Wheels 16.3mm X 10mm (RLW132163)	£2.50
Pair of 3D Printed Wheels 16.8mm X 10mm (RLW132168)	£2.50
Pair of 3D Printed Wheels 17.3mm X 10mm (RLW132173)	£2.50
Pair of 3D Printed Wheels 17.8mm X 10mm (RLW132178)	£2.50
Pair of 3D Printed Wheels 18.3mm X 10mm (RLW132183)	£2.50
Pair of 1/32nd Urethane Tyres	£3.50
Pair of 1/24nd Urethane Tyres	£4.50
Pair of HO Urethane Tyres Available in 10 or 11mm diameter	£1.00
Dhorc Carrera Digital Club Members Discount Price	
Set of 3D Printed Inserts (x4) (To fit below wheels)	£1.00
Pair of 3D Printed Wheels 18.3mm X 10mm (RLW132183)	£2.00
Pair of 3D Printed Wheels 17.8mm X 10mm (RLW132178)	£2.00
Pair of 3D Printed Wheels 17.3mm X 10mm (RLW132173)	£2.00
Pair of 3D Printed Wheels 16.8mm X 10mm (RLW132168)	£2.00
Pair of 3D Printed Wheels 16.3mm X 10mm (RLW132163)	£2.00
Pair of 3D Printed Wheels 15.8mm X 8mm (RLW132158)	£2.00
Pair of 1/32nd Urethane Tyres	£3.00
Full set of 3D Printed Wheels, Inserts & Tyres (x4)	£10.00
Slot it Rear axle kit (KK07c) (When Available)	£16.00
Slot it Rear axle kit (KK07c) (When Available) + 3D printed Wheels (x2), Inserts & Tyres (x4)	£23.00

Where is DHORC?

Derby HO Racing Club 

www.dhorc.co.uk

dhorc

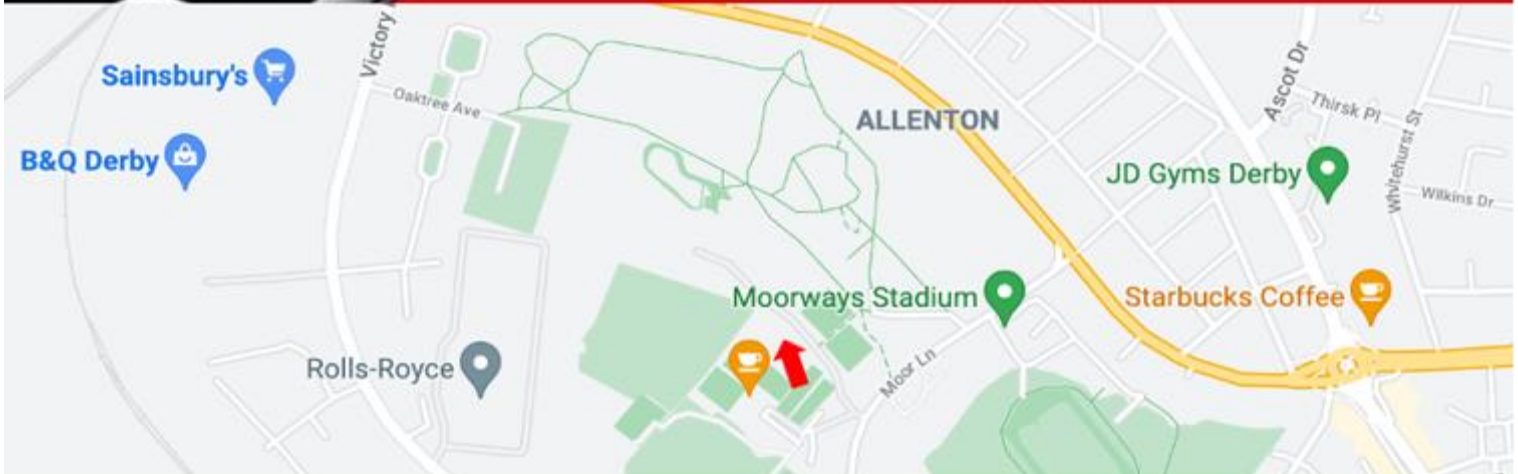
Home of HO Le Mans

TOMY AFV
TYCO

Derby H:O Racing Club
A Record Breaking Club



www.dhorc.co.uk



DHORC's Club Room

DERBY LEISURE
& EVENTS VENUE



Derby Leisure Ltd Table Tennis Room

Derby Leisure Ltd,
Moor Lane, Allenton
Derby, DE24 9HY

Derby HO Racing Club 

www.dhorc.co.uk

dhorc

Home of HO Le Mans

Carrera
DIGITAL

Nick Sismey

sismey80@hotmail.co.uk

07984 339192