

Visit dhorc.co.uk or Find us on **facebook**

Derby HO Racing Club

dhore

Home of HO Le Mans Sponsored by **HARDEN CREEK**
SLOT CARS

Club Night

6 4 1

Round 11

Dijon – GC

26Apr22



ADULTS

- 01 L PATEMAN
- 02 A SMITH
- 03 R LITHERLAND

JUNIORS

- 01 H SMITH
- 02 L BOWLES
- 03 J THOMPSON

This Week: DHORC back at Donington Park



About:



History and Key Facts

HO Club founded on 7 July 1992

- DHORC: Derby HO Racing Club ("HO" Is The Scale = 1/64th)
- Section of Derby Leisure Limited, open to all!
- Home of world famous international Le Mans 24 Hour race.
- Smaller scale version of Scalextric, once set up works all night!
- Four-lane circuits
- Computerised timing
- Statistics for every meeting and every member since July 1992
- Over 20 race meetings each year
- 50+ circuit designs, up to 567 feet in length
- Eight-lane routed Rockingham oval
- Two car categories – Tyco open wheel (F1)
 - Tomy SGP, BSRT, VSR enclosed wheel (GC)



ADULTS	JUNIORS
01 S GOODLIP	01 L BOWLES
02 P REES	02 J THOMPSON
03 C BOWLES	03 J LAWSON

Carrera Digital Club 1st race 18 January 2022

- 1/32nd Carrera Digital GT Cars
- 12 Evenings a year, minimum 2x15-minute races per driver per evening.
- 4 circuits, 3 evenings per circuit
- Full computerised timing and stats through SmartRace App



The Club Nights and Magazine Coverage

HO

- Racing starts between 18:45 and 19:00 hours – Finished by 21:30 hours
- Minimum of four 3-minute qualifying races & one Final (F1 or GC) for each member
- Championship points for all members
- Race report, news, photos and stats included in HO Magazine

Carrera Digital

- Racing starts between 18:00 and 18:15 hours – Finished by 21:30 hours
- Race report, news, photos and stats included in Carrera Magazine
- Championship points for all members
- Rules & regulations booklet covering all the DHORC rules produced each year
- Great family atmosphere, a help-all culture

Membership Fees, Car Costs and Prizes

- Adult £30 and junior (under 16) £15 for HO & Carrera, £40/£20 combined
- Only £50 Total expenditure for two cars HO Cars, £65 one Carrera
- All cars and spares can be bought at club
- Adult, Masters (over 56), Junior (16 & under) championships



Round 7	Round 8	Round 9
01 D Garbett	01 N Sismey	01 D Garbett
02 N Sismey	02 D Garbett	02 N Sismey
03 A Smith	03 S White	03 S White

Championship prizes adult / junior per meeting (Not paid out in 2022)

1 st	£5	£3
2 nd	£3	£2
3 rd	£1	£1



Editorial 641



Boy did the wind blow at Donington Park last weekend! We were running our first event of the year in our Gazebo in the Paddock at the British Touring Car Championship meeting. While all was calm back in Derby, with Donington Park being higher up on a plateau alongside East Midlands Airport, the wind had really got up. So much so, even with 30kg weights on each leg plus eight 25kg water bottles (totalling 440kg) the 12m x 4m Gazebo was still moving! So much so we decided to store it Saturday night as we daren't keep it up. A big thank you to all who supported the weekend, please see Page 5.

Our next event is on 29May22 at the British GT Championship event although we are there this Thursday for an Olleco corporate event in the Launch Pad behind Redgate Corner. We had better turn up as they have already paid!

Back to Dijon and congratulations to **Lee Pateman** for picking himself up from a car failure in the F1 'B' Final to come through and win the GC 'A' Final. **Angus Smith's** consolation of coming second to Lee was his sixth Master win of the year.

Harry Smith soon forgot losing the F1 Junior 'A' Final with an off on the last lap when he convincingly won the Junior GC 'A' Final, congrats Harry.

Ooh and congrats to **Ella Doyle** (GC) and **Tommy Kerr** (F1) for also winning their first Finals at DHORC on Tuesday.

Another three week gap now with the next HO race on 17May22 and Carrera Digital on 24May22. See you then.

Nick Sismey

Front Cover: Parc Ferme

Derby HO Racing Club		Committee...2022		Derby HO Racing Club	
Chairman / Treasurer	Nick Sismey	M 07984 339 192		sismey80@hotmail.co.uk	
Vice Chairman	Phil Rees	M 07912 378 652		dhorcman.p.r@ntlworld.com	
Secretary	Laura Edwards	M 07501 217 254		laurabubbles07@hotmail.co.uk	
Spares	Geoff Peach	M 07443 585 902		geoff@geoffpeach.com	
Race Control/Scrutineer	John Lamb	M 07758 917 497		john.lamb22@ntlworld.com	
Race Control	Liam Smith	M 07477 698 158		liam-smith-93@hotmail.co.uk	
Race Control	Daryn Mutch	M 07954 741 677		darynmutch@live.co.uk	
Scrutineer	Angus Smith	M 07591 813 431		angus@angussmith500.plus.com	
Scrutineer	Dean Garbett	M 07964 854 084		garbettd@sky.com	

ROLLS-ROYCE SLOT CAR MAGAZINE IS PUBLISHED AND COPYRIGHT 2022 BY DHORC, AND NO PORTION MAY BE REPRODUCED OR TRANSMITTED WITHOUT WRITTEN PERMISSION, AND MAY CONTAIN ARTICLES AND GRAPHICS REPRINTED WITH THE PERMISSION OF THE ORIGINAL COPYRIGHT HOLDER, WHO RETAINS ALL RIGHTS,

Contents 641

Page	Details
003	Editorial
004	Contents
005	News & Views Including..... 1. Acknowledgements 2. Donington Park corporate season starts here!
006	2022 Calendar
008	2022 Winners & Continuous Club Night Attendance Records
009	DHRC Official Clothing
010	Slot Cars & Spares
011	Razorlite Lexans HO
012	Poynton's Pastimes
013	Race Report – Dijon-Prenois – 26th April 2022 - Round 11 of 31 Including..... Page 21 - Race Results Page 27 - Best Results Page 29 - Championship Tables
033	Members' Statistics
046	Next Race - Knockhill – 17th May 2022 - Rounds 12 & 13 of 31
049	Razorlite Lexans HO Catalogue

www.slotcarsdirect.com



Slot Cars Direct are proud to be the HO parts supplier to Derby HO Racing Club, keeping them in Tip Top Form for a great nights racing.




We stock parts for and from manufacturers like:
Viper VSR, WIZZARDHO, Tomy AFX, Aurora AFX, Tyco, Mattel, Matchbox, Ideal TCR, Micro Scalextric, Marchon, Silicone Tyres, Lexan Bodies, BSRT, HC Venom Products, Special Lexan Mounting Clips.

News & Views.....641

1. Acknowledgements for DHORC 641

Phil Rees	Parc Ferme & Everything Else	Adam Turnbull	Packing Away
John Lamb	Setting Up	Reuben Litherland	Packing Away
Angus Smith	Setting Up & Packing Away	Geoff Peach	Spares
Macaully Dutson	Setting Up	Lewis Blacker	Packing Away
Stuart Gray	Setting Up & Packing Away	Lee Pateman	Packing Away
Dan Turnbull	Race Control & Packing Away	Chris Bowles	Packing Away
Simon Goodlip	Race Control & Packing Away	Laura Edwards	Packing Away
Dean Garbett	Race Control & Packing Away	Dave Edwards	Packing Away

2. Donington Park corporate season starts here!

A big thank you to **Macaully Dutson, John Lamb, Jacob Lawson, Russell Lawson, Reuben Litherland, Darryn Mutch, Phil Rees, Nick Sismey, Angus Smith** and **Liam Smith** for supporting our eight-lane track at the Donington Park British Touring Car Championship meeting over the weekend of 23/24Apr22.


Especially as we had to dismantle everything at the end of Saturday's running and rebuild it on Sunday as we were so worried about the strong wind gusts shaking and moving the Gazebos. We didn't know if they would still be there if we left them up overnight!




















Derby HO Racing Club
Home of HO Le Mans

Calendar 2022




Derby HO Racing Club
Home of HO Le Mans


Day	Date	Location	Round	Round	Track	
Tuesday	11-Jan	Table Tennis Room	1 (F1)	2 (GC)	Long Beach (NEW)	
Tuesday	01-Feb	Table Tennis Room	3 (F1)	4 (GC)	Donington Park (NEW)	
Tuesday	22-Feb	Table Tennis Room	5 (F1)	6 (GC)	Nashville (NEW)	
Tuesday	15-Mar	Table Tennis Room	7 (F1)	8 (GC)	Zandvoort (NEW)	
Tuesday	05-Apr	Table Tennis Room	9 (F1)		Mallory Park	
Tuesday	26-Apr	Table Tennis Room	10 (F1)	11 (GC)	Dijon	
Tuesday	17-May	Table Tennis Room	12 (F1)	13 (GC)	Knockhill	
Tuesday	07-Jun	Table Tennis Room	14 (F1)	15 (GC)	Oulton Park (NEW)	
Tuesday	28-Jun	Table Tennis Room	16 (F1)	17 (GC)	Long Beach	
Tuesday	19-Jul	Table Tennis Room	18 (F1)	19 (GC)	Donington Park	
Tuesday	09-Aug	Table Tennis Room	20 (F1)	21 (GC)	Nashville	
Tuesday	06-Sep	Table Tennis Room	22 (F1)	23 (GC)	Zandvoort	
Tuesday	27-Sep	Table Tennis Room	24 (F1)	25 (GC)	Mallory Park	
Tuesday	18-Oct	Table Tennis Room	26 (F1)	27 (GC)	Dijon	
Tuesday	08-Nov	Table Tennis Room	28 (F1)	29 (GC)	Knockhill	
Tuesday	29-Nov	Table Tennis Room	30 (F1)	31 (GC)	Oulton Park	



Derby HO Racing Club
Home of HO Le Mans












Carrera
DIGITAL



Derby HO Racing Club
Home of HO Le Mans



Carrera
DIGITAL

Day	Date	Location	Rounds*	Track	
Tuesday	18-Jan	Table Tennis Room	1 2 3	Sebring	
Tuesday	15-Feb	Table Tennis Room	4 5 6	Sebring	
Tuesday	22-Mar	Table Tennis Room	7 8 9	Sebring	
Tuesday	29-Mar	Table Tennis Room	Test Night	Sakhir	
Tuesday	12-Apr	Table Tennis Room	10 11 12	Sakhir	
Tuesday	24-May	Table Tennis Room	13 14 15	Sakhir	
Tuesday	21-Jun	Table Tennis Room	16 17 18	Sakhir	
Tuesday	26-Jul	Table Tennis Room	19 20 21	Daytona Infield	
Tuesday	23-Aug	Table Tennis Room	22 23 24	Daytona Infield	
Tuesday	20-Sep	Table Tennis Room	25 26 27	Daytona Infield	
Tuesday	25-Oct	Table Tennis Room	28 29 30	Zandvoort	
Tuesday	22-Nov	Table Tennis Room	31 32 33	Zandvoort	
Tuesday	06-Dec	Table Tennis Room	34 35 36	Zandvoort	


Key:
* Could be more than two Digital Rounds on a night, depending on attendance.

Note: 65% of HO Rounds count towards DHORC Championship which equals 21
Note: 65% of Digital Rounds count towards Carrera Championship.

By keeping large sections of track together on a couple of tables, as well as all the powerpacks and hand controllers in place on other tables, in the storeroom behind where we build our Gazebos, we were able to rebuild everything in 60 mins on Sunday compared to the 150 mins on Saturday. We have to also thank the staff at MSV for allowing us to do this.



Thanks to good numbers of racers running on our track we were able to add to the DHORC coffers so enabling us to continue to keep membership fees at a minimum.



Winners 2022

F1 Qualifies on Yellow & Red, GC on Green & Blue Lanes up to Round 15

Day	Date	Rnd	Track	Final	Adults	Masters	Juniors	Wooden
Tue	11-Jan	1	Long Beach	F1	P Rees	P Rees	J Lawson	J Lamb
Tue	11-Jan	2	Long Beach	GC	L Pateman	N Sismey	J Lawson	L Blacker
Tue	01-Feb	3	Donington Park	F1	A Smith	A Smith	J Lawson (3)	J Lamb (2)
Tue	01-Feb	4	Donington Park	GC	L Pateman	A Smith	L Bowles	R Masters
Tue	22-Feb	5	Nashville	F1	A Turnbull	N Sismey (2)	L Bowles	A Thompson
Tue	22-Feb	6	Nashville	GC	A Smith	A Smith	L Bowles	A Thompson
Tue	15-Mar	7	Zandvoort	F1	S Goodlip	P Rees	L Bowles	A Thompson
Tue	15-Mar	8	Zandvoort	GC	A Smith (3)	A Smith	L Bowles	A Thompson
Tue	05-Apr	9	Mallory Park	F1	S Goodlip	A Smith	L Bowles (6)	S Kerr
Tue	26-Apr	10	Dijon Prenois	F1	S Goodlip (3)	P Rees (3)	J Thompson	A Thompson (5)
Tue	26-Apr	11	Dijon Prenois	GC	L Pateman (3)	A Smith (6)	H Smith	S Kerr (2)
Tue	17-May	12	Knockhill	F1				
Tue	17-May	13	Knockhill	GC				
Tue	07-Jun	14	Oulton Park	F1				
Tue	07-Jun	15	Oulton Park	GC				
Tue	28-Jun	16	Long Beach	F1				
Tue	28-Jun	17	Long Beach	GC				
Tue	19-Jul	18	Donington Park	F1				
Tue	19-Jul	19	Donington Park	GC				
Tue	09-Aug	20	Nashville	F1				
Tue	09-Aug	21	Nashville	GC				
Tue	06-Sept	22	Zandvoort	F1				
Tue	06-Sept	23	Zandvoort	GC				
Tue	27-Sept	24	Mallory Park	F1				
Tue	27-Sept	25	Mallory Park	GC				
Tue	18-Oct	26	Dijon Prenois	F1				
Tue	18-Oct	27	Dijon Prenois	GC				
Tue	08-Nov	28	Knockhill	F1				
Tue	08-Nov	29	Knockhill	GC				
Tue	29-Nov	30	Oulton Park	F1				
Tue	29-Nov	31	Oulton Park	GC				

Race Winners



Adults



Lee Pateman
Adults

Masters



Angus Smith
Masters

Juniors



Harry Smith
Juniors

Wooden



Simon Kerr
Wooden

Continuous Club Night Attendance Records

Members below have built up ten or more continuous Club Night attendances, including DHORC 641:-

Nick Sismey	190 Club Nights	Geoff Peach	30	Dean Garbett	29
Phil Rees	27	Adam Turnbull	19	Lewis Blacker	13
Stuart Gray	11	Lee Pateman	11		

Record Continuous Club Night Attendance Nick Sismey 190

Record Continuous Evening Attendance Phil Rees 180

Record Continuous Club Night Attendance from 1st Race Martin Allsopp 131



Official
DHORC
Clothing



Official
DHORC
Clothing



Polo Shirt

T-Shirt

Hoodie

Your Order

Description	Size	Qty	Price
<i>Example</i>	<i>M</i>	<i>1</i>	<i>22.00</i>
TOTAL:			

Your Details

Name:	
Address:	
Telephone:	
email:	

**Please Contact
Nick Sismey**

Slot Cars & Spares



Open Wheel (F1)

Chassis	£10.00
Car (+ £7.5 if Painted)	£15.00
Resin Shell (+ £7.5 if Painted)	£6.00
Pickup Shoes (Pair)	£1.00
Pickup Springs	£0.25
Pinion Gear	£1.00
Front Tyres (Pair)	£1.50
Front Axle	£2.00
Brush Springs (Pair)	£1.00
Brushes (Pair)	£1.00
Motor Magnets (Pair)	£2.45
Bulkhead	£5.00
Armature	£4.00
Crown Gear	£2.00
Rear Tyres (Pair)	£2.00
Rear Axle	£3.00
Guide Pins	£1.00
Traction Magnets (Pair)	£2.00
Brush Tubes (Pair)	£2.00



Enclosed Wheel (GC)

#902 G3 or VSR Chassis	£30.00	(1st one £20)
Wet Weather V-Jet	£31.50	
Painted Lexan Body	£7.50+	
#250B G3 Pickup Shoes (Pair)	£1.00	
Pickup Springs	£0.25	
#417 7T Delrin Pinion Gear	£1.00	
SGP Black Pinion	£0.30	
#950 G3 Front Tyres (Pair)	£1.50	
Front Axle, Wheels and Tyres	£4.00	
Rear Axle and Washer	£5.50	
Rear Double Flanged Hubs (Pair)	£3.50	
#925 G3 Endbell	£6.00	
Armature	£4.00	
24T Delrin Crown Gear	£2.00	
Spacer washer	£0.25	
22T VSR Crown Gear	£2.00	
Rear Tyres (Pair)	£2.00	
#941 Guide Pins	£1.00	
Front Wheels (Pair)	£2.00	
VSR Pro Blank Chassis	£8.50	
Front Axle, Hubs & 'O' Rings	£3.00	



Updated 30Sep18



Clear Plastic Bodies to suit a Variety of HO Chassis many not found elsewhere check out the full list with the shop button on our Facebook page



POYNTON'S PASTIMES

EST 1848

Hi everyone, first of all, I'd like to say thank you to DHORC for letting us put a page in the magazine.

We are a family run business which was established in 1848 as a Newsagents before opening a stall in Derby Market hall back in 1866, as well as having various stalls dotted about over time in the surrounding area.

Due to the restoration work currently taking place on the Market Hall, we are now based at Park Farm Shopping Centre in Allestree where we are still primarily a Newsagents but also sell jigsaws, Models, Scalextric, Carrera, Hornby and much more.

Aston Martin Vantage GT3



McLaren 720s GT3



Above is a selection of the Carrera Digital Carrera Cars we currently have in stock these will also be available to buy on the Carrera race nights as well.

Race Report



Round 11

Dijon – Prenois GC

26th April 2022

Rounds 10&11

Dijon (France)

Rounds 26&27

Previous Results

Adults				1st	2nd	3rd
DHRC 619 F1	17-Aug	2021	98'6"	A Smith	D Garbett	P Rees
DHRC 620 GC	17-Aug	2021	98'6"	A Smith	L Pateman	R Litherland
DHRC 627 F1	09-Nov	2021	98'6"	A Smith	N Sismey	A Turnbull
DHRC 628 GC	09-Nov	2021	98'6"	A Smith	R Litherland	G Peach/A Turnbull
DHRC 640 F1	26-Apr	2022	98'6"	S Goodlip	P Rees	A Smith
DHRC 641 GC	26-Apr	2022	98'6"	L Pateman	A Smith	R Litherland
DHRC 656 F1	18-Oct	2022	98'6"			
DHRC 657 GC	18-Oct	2022	98'6"			

Juniors				1st	2nd	3rd
DHRC 619 F1	17-Aug	2021	98'6"	N/A	N/A	N/A
DHRC 620 GC	17-Aug	2021	98'6"	N/A	N/A	N/A
DHRC 627 F1	09-Nov	2021	98'6"	H Smith	J Lawson	
DHRC 628 GC	09-Nov	2021	98'6"	H Smith	J Lawson	
DHRC 640 F1	26-Apr	2022	98'6"	J Thompson	H Smith	T Kerr
DHRC 641 GC	26-Apr	2022	98'6"	H Smith	L Bowles	J Thompson
DHRC 656 F1	18-Oct	2022	98'6"			
DHRC 657 GC	18-Oct	2022	98'6"			

Circuit Records

Lap Length 98'6"

Qualifying

F1	A Smith	09Nov21
	54.4 Laps	
GC	A Smith	09Nov21
	71.4 Laps	

Fastest Laps

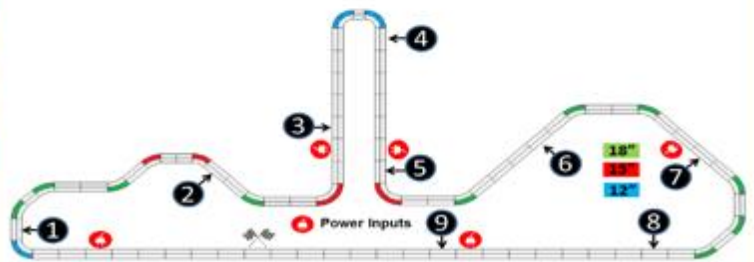
F1	A Smith	09Nov21
	5.71 secs	
GC	L Pateman	17Aug21
	4.25 secs	

Race Laps


F1	A Smith	09Nov21
	28.6 Laps	
GC	L Pateman	17Aug21
	38.1 Laps	

Final Points

5.5 Points	J Lamb.	09Nov21
------------	---------	---------



DHRC 640 & 641






Lee Pateman may have had to walk away from the F1 'B' Final with a missing pick-up but he made up for it by winning the GC 'A' Final!

Pateman wins whirlwind victory

'A' Final – Lee Pateman turned his night round after walking away from the F1 'B' Final by taking victory in the GC 'A' Final in a titanic battle with Pole sitter **Angus Smith**. The latter did look favourite for the win, taking three laps per Qualifying race out of Lee, but both beat Angus' best Qualifying race scores at the end of the Final. Incredibly they were only separated by 0.02 seconds on lap time, Lee setting the most laps and fastest lap of the night. It was just a surprise that Lee was a lap up at the flag, bringing to close an amazing race.

Simon Goodlip's challenge for victory came to a sudden end after nine laps due to an error in the pits. Simon had decided to change his front axle between Qualifying and the Final only to find his front wheels rubbing against the chassis, slowing him down. **Reuben Litherland**, having won through from the 'B' took advantage of Simon's unfortunate demise to take the final place on the podium for the third time this year.



'B' Final – Just 1.7 laps and 0.17 seconds per lap covered the field in the 'B'. Reuben's win over **Phil Rees** took up nearly half of this with 0.8 laps the gap. **Nick Sismey** was a further 0.6 laps behind Phil after a fantastic battle with 'D' and 'C' Final winner **Chris Bowles** who got to within 0.3 laps of Nick. This was Chris first ever double Final win in 91 attempts, congrats Chris.

'C' Final – **Adam Turnbull** and **Dean Garbett** only missed out on a direct 'B' Final placing by 0.5 laps and so were keen to move up the grid. However, they didn't expect 'D' Final winner Chris to power straight through the 'C' as well. Adam got closest to Chris, a lap separating the two. Dean also had to contend with the third direct 'C' Final qualifier, **Geoff Peach**, who despite lapping slower dropped Dean into tenth overall by 0.4 laps.

'D' Final – **Lewis Blacker** and **Steve Smith** recorded the most points (3.5) in the GC Finals on the night, Lewis by taking second here, Steve by taking second in the 'E' Final, after winning the previous Final. Lewis was just 0.9 laps behind Chris when the power ebbed away with **Dan Turnbull** another three laps back. **Dave Edwards'** Morris Minor powered into 13th, not bad for a moggy!

'E' Final – **Laura Edwards** certainly didn't make it easy for Steve to take second in the 'E' as she kept her GC on the same lap. **Stuart Gray** was a couple of laps further back but did set the second fastest lap of the Final.

'F' Final – **Macaully Dutson** set a faster lap than Steve in their second Final together but couldn't get to within three laps of the latter. His (Nick borrowed) car body coming off when he crashed didn't help things. Will be fixed for the next race.

'G' Final – **Andrew Thompson** beat four other racers in Qualifying but as he left early with **Simon Kerr** and their respective children, he was again fighting it out for the Wooden Spoon. This time the win went the way of Andrew by a lap.

MASTERS REPORT

Angus makes it six of the best

Angus' terrific battle with Lee saw him take his sixth Masters' win of the year, ahead of Championship leader Phil, Nick, Geoff, Dean and Stuart.



Reuben Litherland was pleased with his 'B' Final win and third, third place of the year

JUNIOR REPORT

Harry back to winning ways with max points.

'A' Final – Reigning Junior Champion **Harry Smith** got back to winning ways for the first time in 2022 after also taking his first Pole since Nov'21. His Pole Position not only curtailed **Lewis Bowles** incredible seven straight Pole streak it also beat the absent Jacob Lawson's original Pole record by 1.2 Laps. Having taken all five points in Qualifying Harry took home a maximum 50 points haul.

Lewis soon forgot his woes in the F1 Final and chased Harry here to the final beep of the Tomy Timers, 1.6 laps the gap. **Jamie Thompson**, fresh from his first career victory in F1, would again be on the podium some 2.7 laps further back. **Ella Doyle** won her first Final, the 'B', at DHORC as she finished fourth in her first ever 'A' Final.

Derby HO Racing Club
dherc
 Home of HO Le Mans
 Round 11 - JUNIORS
 Dijon GC - France
 26 April 2022

2nd	1st	3rd
Chris Bowles	Harry Smith	Jamie Thompson

'B' Final – **Tommy Kerr** and **Ella** would share the 'B' Final wins at Dijon, this time it was Ella's turn to move up a Final, three laps the difference at the flag.

Tommy Tyco



Harry Smith took his first Junior win of the year, congrats Harry



Ella Doyle won her first Final at Dijon on Tuesday, the Junior 'B', congrats Ella

Race Results



Who Came Where?

Who Scored What?



Geoff Peach took 9th and Stuart Gray 16th at Dijon



DERBY H:O SLOT CAR CLUB CHAMPIONSHIP RACE 641															
Dijon GC - 26 April 2022 - Round 11															
MASTER POINTS TABLE (NM = NON MEMBER)															
Derby HO Racing Club Home of HO Le Mans Dijon GC															
QUALIFYING				FASTEST LAPS				BEST RACE LAPS (3 MINS)				POINTS TOTAL			
POS	ADULT	LAPS	PTS	POS	ADULT	TIME	MPH	POS	ADULT	LAPS	PTS	POS	ADULT	PTS	
1	A Smith (M)	69.6	45	1	L Pateman	4.40	15.263	1	L Pateman	36.1	45	1	L Pateman	45	
2	L Pateman	63.6	38	2	A Smith (M)	4.42	15.194	2	A Smith (M)	35.1	43	2	A Smith (M)	43	
3	S Goodlip	61.8	34	3	R Litherland	4.94	13.595	3	S Goodlip	33.2	34	3	R Litherland	34	
4	R Litherland	61.6	31	4	S Goodlip	4.97	13.513	4	R Litherland	32.1	31	4	S Goodlip	31	
4	N Sismey (M)	61.6	29	5	C Bowles	4.99	13.459	5	A Turnbull	32.0	29	5	P Rees (M)	29	
6	P Rees (M)	58.0	28	6	D Garbett (M)	5.21	12.890	6	N Sismey (M)	31.1	28	6	N Sismey (M)	28	
7	D Garbett (M)	57.6	27	7	N Sismey (M)	5.28	12.720	7	P Rees (M)	31.0	27	7	C Bowles	27	
8	A Turnbull	57.5	26	8	A Turnbull	5.34	12.577	8	D Garbett (M)	30.5	26	8	A Turnbull	26	
9	G Peach (M)	54.9	25	9	P Rees (M)	5.36	12.530	8	C Bowles	30.5	25	9	G Peach (M)	25	
10	C Bowles	54.7	24	10	D Edwards	5.56	12.079	10	L Blacker	29.2	24	10	D Garbett (M)	24	
11	D Edwards	52.5	23	11	L Blacker	5.60	11.993	11	G Peach (M)	28.5	23	11	L Blacker	23	
12	D Turnbull	49.7	22	12	G Peach (M)	5.75	11.680	12	D Edwards	28.0	22	12	D Turnbull	22	
13	L Blacker	48.2	21	13	D Turnbull	5.99	11.212	13	D Turnbull	26.2	21	13	D Edwards	21	
14	S Gray (M)	46.6	20	14	S Gray (M)	6.21	10.815	14	S Gray (M)	25.1	20	14	S Smith	20	
15	A Thompson	42.4	19	15	M Dutson	6.26	10.728	14	S Smith	25.1	19	15	L Edwards	19	
16	L Edwards	41.2	18	16	S Smith	6.55	10.253	16	L Edwards	24.3	18	16	S Gray (M)	18	
17	S Smith	41.1	17	17	A Thompson	6.59	10.191	17	A Thompson	22.1	17	17	M Dutson	17	
18	S Kerr	39.6	16	18	L Edwards	6.78	9.905	18	S Kerr	21.1	16	18	A Thompson	16	
19	M Dutson	35.9	15	19	S Kerr	6.79	9.891	19	M Dutson	21.0	15	19	S Kerr	15	
QUALIFYING				FASTEST LAPS				BEST RACE LAPS (3 MINS)				POINTS TOTAL			
POS	JUNIOR	LAPS	PTS	POS	JUNIOR	TIME	MPH	POS	JUNIOR	LAPS	PTS	POS	JUNIOR	PTS	
1	H Smith	48.9	45	1	H Smith	5.85	11.480	1	H Smith	24.7	50	1	H Smith	50	
2	L Bowles	45.5	38	2	L Bowles	6.57	10.222	2	L Bowles	23.2	38	2	L Bowles	38	
3	J Thompson	35.9	34	3	E Doyle	6.65	10.099	3	J Thompson	20.4	34	3	J Thompson	34	
4	E Doyle	35.1	31	4	J Thompson	6.87	9.776	4	E Doyle	20.1	31	4	E Doyle	31	
5	T Kerr	27.3	29	5	T Kerr	7.75	8.666	5	T Kerr	17.1	29	5	T Kerr	29	

Final Points

POS	ADULT	PTS
1	C Bowles	4.5
2	L Blacker	3.5
2	S Smith	3.5
4	R Litherland	3.0
5	L Pateman	2.0
6	A Smith (M)	1.5
6	P Rees (M)	1.5
6	A Turnbull	1.5
6	M Dutson	1.5
10	N Sismey (M)	1.0
10	G Peach (M)	1.0
10	D Turnbull	1.0
10	L Edwards	1.0
14	S Goodlip	0.5
14	D Garbett (M)	0.5
14	D Edwards	0.5
14	S Gray (M)	0.5
18	A Thompson	0.0
18	S Kerr	0.0

FINAL POINTS

POS	ADULT	PTS
1	E Doyle	2.5
2	H Smith	2.0
3	L Bowles	1.5
3	T Kerr	1.5
5	J Thompson	1.0



Dean Garbett tries his hand at Race Control



Laura and Dave Edwards, we know who is the sensible one of the family!


DERBY H:O SLOT CAR CLUB CHAMPIONSHIP RACE 641
Dijon GC - 26 April 2022 - Round 11
QUALIFYING AND FINAL RACE RESULTS

CL	NAME	GREEN		BLUE		QUAL	FIN	PTS	FINAL 1		FINAL 2		FINAL 3		BEST		TOTAL
		LAPS	TIME	LAPS	TIME				LAPS	TIME	LAPS	TIME	LAPS	TIME	LAPS	TIME	
A	A Smith (M)	34.6	4.82	35.0	4.67	69.6	A2	1.5	35.1	4.42				35.1	4.42	104.7	
A	L Pateman	29.2	4.71	34.4	4.70	63.6	A1	2.0	36.1	4.40				36.1	4.40	99.7	
A	S Goodlip	28.6	5.00	33.2	4.97	61.8	A4	0.5	9.2	5.15				33.2	4.97	71.0	
A	R Litherland	30.7	5.07	30.9	5.36	61.6	A3	3.0	31.8	5.19	32.1	4.94		32.1	4.94	125.5	
A	N Sismey (M)	30.5	5.55	31.1	5.51	61.6	B3	1.0	30.4	5.28				31.1	5.28	92.0	
A	P Rees (M)	28.0	5.79	30.0	5.75	58.0	B2	1.5	31.0	5.36				31.0	5.36	89.0	
A	D Garbett (M)	27.1	6.04	30.5	5.21	57.6	C4	0.5	28.1	5.43				30.5	5.21	85.7	
A	A Turnbull	25.5	5.35	32.0	5.34	57.5	C2	1.5	29.5	5.41				32.0	5.34	87.0	
A	G Peach (M)	27.5	5.87	27.4	6.02	54.9	C3	1.0	28.5	5.75				28.5	5.75	83.4	
A	C Bowles	25.6	5.32	29.1	4.99	54.7	B4	4.5	30.1	5.03	30.5	5.31	30.1	5.17	4.99	145.4	
A	D Edwards	24.5	5.67	28.0	5.56	52.5	D4	0.5	24.6	5.96				28.0	5.56	77.1	
A	D Turnbull	24.5	6.40	25.2	6.32	49.7	D3	1.0	26.2	5.99				26.2	5.99	75.9	
A	L Blacker	24.1	5.73	24.1	6.10	48.2	D2	3.5	29.2	5.60	27.2	5.70		29.2	5.60	104.6	
A	S Gray (M)	21.5	7.25	25.1	6.21	46.6	E4	0.5	22.9	6.31				25.1	6.21	69.5	
A	A Thompson	20.9	7.11	21.5	6.76	42.4	G1	0.0	22.1	6.59				22.1	6.59	64.5	
A	L Edwards	19.2	7.44	22.0	6.86	41.2	E3	1.0	24.3	6.78				24.3	6.78	65.5	
A	S Smith	21.0	7.07	20.1	7.42	41.1	E2	3.5	23.1	6.72	25.1	6.55		25.1	6.55	89.3	
A	S Kerr	20.1	7.14	19.5	6.79	39.6	G2	0.0	21.1	7.06				21.1	6.79	60.7	
A	M Dutton	15.5	6.26	20.4	6.66	35.9	F2	1.5	21.0	6.34				21.0	6.26	56.9	
J	H Smith	24.5	5.87	24.4	6.16	48.9	A1	2.0	24.7	5.85				24.7	5.85	73.6	
J	L Bowles	23.2	6.57	22.3	6.78	45.5	A2	1.5	23.1	6.66				23.2	6.57	68.6	
J	J Thompson	17.9	6.96	18.0	7.38	35.9	A3	1.0	20.4	6.87				20.4	6.87	56.3	
J	E Doyle	16.1	7.66	19.0	6.84	35.1	A4	2.5	20.1	6.65	18.3	7.65		20.1	6.65	73.5	
J	T Kerr	14.2	8.40	13.1	7.94	27.3	B2	1.5	17.1	7.75				17.1	7.75	44.4	
TOTAL FEET											193,434.3		TOTAL LAPS		1,963.8		



Everyone's
Best Results
At This Circuit



What are my Best Scores?
Who Have I Beaten?

Dijon Best Off Chart GC

Qualifying						Fastest Laps						Race Laps					
Pos	Adult	Laps	MPH	Date		Pos	Adult	Time	MPH	Date	Pos	Adult	Laps	MPH	Date		
1	A Smith (M)	71.4	6.660	09-Nov-21		1	L Pateman	4.25	15.802	17-Aug-21	1	L Pateman	38.1	14.215	17-Aug-21		
2	L Pateman	70.6	6.585	17-Aug-21		2	A Smith (M)	4.27	15.728	17-Aug-21	2	A Smith (M)	37.7	14.066	09-Nov-21		
3	A Turnbull	63.4	5.914	09-Nov-21		3	R Litherland	4.70	14.289	09-Nov-21	3	S Goodlip	33.2	12.387	26-Apr-22		
4	S Goodlip	61.8	5.764	26-Apr-22		4	J Lamb	4.81	13.962	17-Aug-21	4	G Peach (M)	32.8	12.238	09-Nov-21		
5	R Litherland	61.6	5.746	26-Apr-22		5	G Peach (M)	4.87	13.790	09-Nov-21	5	A Turnbull	32.2	12.014	09-Nov-21		
5	N Sismey (M)	61.6	5.746	26-Apr-22		6	D Garbett (M)	4.97	13.513	09-Nov-21	6	R Litherland	32.1	11.977	26-Apr-22		
7	G Peach (M)	59.7	5.569	09-Nov-21		6	S Goodlip	4.97	13.513	26-Apr-22	7	L Smith	31.9	11.902	17-Aug-21		
8	L Smith	58.1	5.419	17-Aug-21		8	C Bowles	4.99	13.459	26-Apr-22	8	J Lamb	31.2	11.641	09-Nov-21		
9	D Garbett (M)	58.0	5.410	17-Aug-21		9	L Smith	5.09	13.194	17-Aug-21	9	D Garbett (M)	31.1	11.604	09-Nov-21		
9	P Rees (M)	58.0	5.410	26-Apr-22		10	A Turnbull	5.13	13.091	09-Nov-21	9	N Sismey (M)	31.1	11.604	26-Apr-22		
11	J Lamb	55.2	5.149	17-Aug-21		11	C Cooper	5.28	12.720	09-Nov-21	11	P Rees (M)	31.0	11.566	26-Apr-22		
12	D Edwards	55.1	5.140	17-Aug-21		11	N Sismey (M)	5.28	12.720	26-Apr-22	12	C Bowles	30.5	11.380	26-Apr-22		
13	C Bowles	54.7	5.102	26-Apr-22		13	P Rees (M)	5.36	12.530	26-Apr-22	13	C Cooper	29.9	11.156	09-Nov-21		
14	C Cooper	54.3	5.065	09-Nov-21		14	D Edwards	5.50	12.211	17-Aug-21	14	L Blacker	29.2	10.895	26-Apr-22		
15	D Turnbull	49.7	4.636	26-Apr-22		15	L Blacker	5.60	11.993	26-Apr-22	15	D Edwards	28.0	10.447	17-Aug-21		
16	S Smith	49.5	4.617	09-Nov-21		16	D Turnbull	5.89	11.402	09-Nov-21	16	R Lawson	26.3	9.813	09-Nov-21		
17	L Blacker	48.2	4.496	26-Apr-22		17	S Gray (M)	5.97	11.249	17-Aug-21	17	D Turnbull	26.2	9.775	26-Apr-22		
18	R Lawson	47.7	4.449	09-Nov-21		18	R Lawson	6.01	11.175	09-Nov-21	18	S Gray (M)	26.0	9.701	09-Nov-21		
19	S Gray (M)	47.2	4.403	09-Nov-21		19	S Smith	6.13	10.956	09-Nov-21	19	S Smith	25.6	9.552	09-Nov-21		
20	L Edwards	45.2	4.216	17-Aug-21		20	L Edwards	6.15	10.920	17-Aug-21	20	L Edwards	24.3	9.066	17-Aug-21		
21	A Thompson	42.4	3.955	26-Apr-22		21	M Dutson	6.26	10.728	26-Apr-22	21	A Thompson	22.1	8.246	26-Apr-22		
22	S Kerr	39.6	3.694	26-Apr-22		22	A Thompson	6.59	10.191	26-Apr-22	22	S Kerr	21.1	7.873	26-Apr-22		
23	M Dutson	35.9	3.349	26-Apr-22		23	S Kerr	6.79	9.891	26-Apr-22	23	M Dutson	21.0	7.835	26-Apr-22		
Pos	Junior	Laps	MPH	Date		Pos	Junior	Time	MPH	Date	Pos	Junior	Laps	MPH	Date		
1	H Smith	48.9	4.561	26-Apr-22		1	H Smith	5.51	12.189	09-Nov-21	1	H Smith	25.1	9.365	09-Nov-21		
2	J Lawson	45.7	4.263	09-Nov-21		2	J Lawson	6.45	10.412	09-Nov-21	2	J Lawson	24.0	8.955	09-Nov-21		
3	L Bowles	45.5	4.244	26-Apr-22		3	L Bowles	6.57	10.222	26-Apr-22	3	L Bowles	23.2	8.656	26-Apr-22		
4	J Thompson	35.9	3.349	26-Apr-22		4	E Doyle	6.65	10.099	26-Apr-22	4	J Thompson	20.4	7.611	26-Apr-22		
5	E Doyle	35.1	3.274	26-Apr-22		5	J Thompson	6.87	9.776	26-Apr-22	5	E Doyle	20.1	7.499	26-Apr-22		
6	T Kerr	27.3	2.546	26-Apr-22		6	T Kerr	7.75	8.666	26-Apr-22	6	T Kerr	17.1	6.380	26-Apr-22		

Championship Tables



Those All Important
Points!

DHORC Championship 2022															
Pos	Competitor Name (Adult)	LB F1	LB GC	DON F1	DON GC	NAS F1	NAS GC	ZAN F1	ZAN GC	MAL P	DIJ F1	DIJ GC	Total	Best (65%)	Diff
		1	2	3	4	5	6	7	8	9	10	11	31	20	
		11-Jan	11-Jan	01-Feb	01-Feb	22-Feb	22-Feb	15-Mar	15-Mar	05-Apr	26-Apr	26-Apr	Scores	Scores	
1	L Pateman	37	50	34	50	27	41	27	38	35	29	45	413	413	
2	A Smith	DNS	DNS	45	40	33	47	34	50	40	34	43	366	366	47
3	P Rees	45	27	38	29	34	26	38	25	29	41	29	361	361	5
4	A Turnbull	29	38	27	24	50	31	28	34	28	29	26	344	344	17
5	S Goodlip	40	34	36	31	DNS	DNS	48	28	46	45	31	339	339	5
6	N Sismey	31	31	29	28	38	29	29	29	27	24	28	323	323	16
7	G Peach	25	28	28	26	29	28	26	26	23	25	25	289	289	34
8	D Garbett	28	25	22	25	25	27	24	27	32	28	24	287	287	2
9	R Litherland	27	29	24	34	28	34	25	23	DNS	23	34	281	281	6
10	C Bowles	DNS	DNS	25	27	26	25	34	31	25	31	27	251	251	30
11	L Blacker	26	20	20	16	21	23	16	19	24	22	23	230	230	21
12	S Gray	23	21	26	18	24	22	21	16	21	19	18	229	229	1
13	D Turnbull	22	24	18	23	DNS	DNS	23	21	22	20	22	195	195	34
14	C Cooper	21	22	17	21	22	21	18	20	20	DNS	DNS	182	182	13
15	D Edwards	DNS	DNS	23	19	23	24	22	17	DNS	26	21	175	175	7
16	R Lawson	24	23	21	20	DNS	DNS	15	18	19	DNS	DNS	140	140	35
17	J Lamb	20	26	14	22	DNS	DNS	17	22	DNS	DNS	DNS	121	121	19
18	A Thompson	DNS	DNS	DNS	DNS	20	20	13	13	16	15	16	113	113	8
19	L Edwards	DNS	DNS	19	17	DNS	DNS	20	15	DNS	21	19	111	111	2
20	S Smith	DNS	DNS	15	15	DNS	DNS	DNS	DNS	18	18	20	86	86	25
21	M Dutson	DNS	DNS	DNS	DNS	DNS	DNS	14	14	17	17	17	79	79	7
22	L Smith	DNS	DNS	DNS	DNS	DNS	DNS	19	24	26	DNS	DNS	69	69	10
23	S Kerr	DNS	DNS	DNS	DNS	DNS	DNS	DNS	DNS	15	16	15	46	46	23
24	R Masters	DNS	DNS	16	14	DNS	DNS	DNS	DNS	DNS	DNS	DNS	30	30	16
Pos	(Juniors)	631	632	633	634	635	636	637	638	639	640	641	16	12	Diff
1	L Bowles	DNS	DNS	38	50	50	50	48	50	49	36	38	409	409	
2	J Lawson	50	50	50	38	DNS	DNS	34	38	38	DNS	DNS	298	298	111
3	J Thompson	DNS	DNS	DNS	DNS	38	38	42	34	31	45	34	262	262	36
4	H Smith	DNS	DNS	34	34	DNS	DNS	DNS	DNS	35	38	50	191	191	71
5	T Kerr	DNS	DNS	DNS	DNS	DNS	DNS	DNS	DNS	28	34	29	91	91	100
6	E Doyle	DNS	DNS	DNS	DNS	DNS	DNS	DNS	DNS	29	29	31	89	89	2
Pos	(Masters)	631	632	633	634	635	636	637	638	639	640	641	16	12	Diff
1	P Rees	50	34	40	38	38	29	45	29	34	48	38	423	423	
2	A Smith	DNS	DNS	48	50	38	50	43	50	48	38	50	415	415	8
3	N Sismey	38	48	34	34	46	38	34	34	31	29	34	400	400	15
4	G Peach	31	38	31	31	31	34	31	38	29	31	31	356	356	44
5	D Garbett	34	33	28	29	29	31	29	31	40	36	29	349	349	7
6	S Gray	29	29	29	28	28	28	28	28	28	28	28	311	311	38
7	R Masters	DNS	DNS	27	27	DNS	DNS	DNS	DNS	DNS	DNS	DNS	54	54	257



Say no more!

DHORC Final Challenge 2022															
Pos	Competitor Name (Adult)	Wins	LB F1	LB GC	DON F1	DON GC	NAS F1	NAS GC	ZAN F1	ZAN GC	MAL P	DIJ F1	DIJ GC	Results	
			1	2	3	4	5	6	7	8	9	10	11	(32)	Turn Up
			11-Jan	11-Jan	01-Feb	01-Feb	22-Feb	22-Feb	15-Mar	15-Mar	05-Apr	26-Apr	26-Apr	Points	Rate
1	P Rees	4	2.0	2.5	1.5	1.5	5.0	1.5	1.5	1.0	1.5	1.5	1.5	21.0	100.00%
2	A Turnbull	5	1.5	3.5	0.5	0.5	2.0	4.5	1.0	1.0	1.0	3.5	1.5	20.5	100.00%
2	L Blacker	4	3.5	1.5	1.5	1.0	0.5	1.5	3.0	1.0	0.5	3.0	3.5	20.5	100.00%
4	G Peach	3	1.0	1.0	5.0	3.5	1.5	1.0	1.5	1.5	1.5	1.0	1.0	19.5	100.00%
4	S Goodlip	7	1.5	1.0	3.0	0.5	DNS	DNS	2.0	3.0	6.0	2.0	0.5	19.5	81.82%
4	C Bowles	6	DNS	DNS	1.0	2.5	1.5	3.0	3.0	2.5	1.0	0.5	4.5	19.5	100.00%
7	D Garbett	4	3.0	1.0	5.0	1.0	3.0	0.5	0.5	0.5	0.5	1.0	0.5	16.5	100.00%
7	R Litherland	3	0.5	1.5	0.5	3.0	1.0	1.0	3.0	1.5	DNS	1.5	3.0	16.5	90.91%
9	J Lamb	4	1.5	3.5	1.5	1.0	DNS	DNS	1.5	7.0	DNS	DNS	DNS	16.0	54.55%
10	S Gray	3	1.5	2.5	1.5	2.5	0.5	1.0	0.5	1.0	2.5	1.0	0.5	15.0	100.00%
10	L Pateman	4	1.0	2.0	0.5	2.0	0.5	1.5	2.5	1.5	1.0	0.5	2.0	15.0	100.00%
12	C Cooper	3	2.5	1.0	3.5	2.5	1.0	0.5	0.5	1.5	1.5	DNS	DNS	14.5	81.82%
12	A Smith	4	DNS	DNS	2.0	1.5	0.5	2.0	0.5	2.0	1.5	3.0	1.5	14.5	100.00%
14	N Sismey	1	2.5	0.5	1.5	1.0	1.5	1.5	1.5	1.5	0.5	0.5	1.0	13.5	100.00%
15	S Smith	4	DNS	DNS	0.5	2.5	DNS	DNS	DNS	DNS	2.5	2.5	3.5	11.5	55.56%
16	D Turnbull	1	1.0	0.5	0.5	1.5	DNS	DNS	3.5	0.5	1.0	1.5	1.0	11.0	81.82%
16	D Edwards	1	DNS	DNS	1.5	1.0	1.5	0.5	1.0	1.5	DNS	3.5	0.5	11.0	88.89%
18	L Smith	3	DNS	DNS	DNS	DNS	DNS	DNS	3.0	2.5	3.5	DNS	DNS	9.0	60.00%
19	M Dutson		DNS	DNS	DNS	DNS	DNS	DNS	1.5	1.5	1.5	1.5	1.5	7.5	100.00%
20	R Lawson		0.5	1.5	0.5	1.5	DNS	DNS	0.5	0.5	1.0	DNS	DNS	6.0	63.64%
20	L Edwards		DNS	DNS	1.0	1.5	DNS	DNS	1.5	0.5	DNS	0.5	1.0	6.0	66.67%
22	R Masters		DNS	DNS	1.0	1.5	DNS	DNS	DNS	DNS	DNS	DNS	DNS	2.5	22.22%
23	A Thompson		DNS	DNS	DNS	DNS	0.0	0.0	0.0	0.0	0.0	0.0	0.0	0.0	100.00%
23	S Kerr		DNS	DNS	DNS	DNS	DNS	DNS	DNS	DNS	0.0	0.0	0.0	0.0	100.00%
Pos	(Junior)	Wins	631	632	633	634	635	636	637	638	639	640	641	Points	Rate
1	L Bowles	5	DNS	DNS	1.5	2.0	2.0	2.0	2.0	2.0	2.0	0.5	1.5	15.5	100.00%
2	J Lawson	3	2.0	2.0	2.0	1.5	DNS	DNS	1.0	1.5	1.5	DNS	DNS	11.5	63.64%
3	J Thompson	2	DNS	DNS	DNS	DNS	1.5	1.5	1.5	1.0	2.5	2.0	1.0	11.0	100.00%
4	H Smith	1	DNS	DNS	1.0	1.0	DNS	DNS	DNS	DNS	1.0	1.5	2.0	6.5	55.56%
5	E Doyle	1	DNS	DNS	DNS	DNS	DNS	DNS	DNS	DNS	1.5	1.5	2.5	5.5	100.00%
5	T Kerr	1	DNS	DNS	DNS	DNS	DNS	DNS	DNS	DNS	1.0	3.0	1.5	5.5	100.00%
Turn Up Rates			100.00%	100.00%	100.00%	100.00%	64.00%	64.00%	88.89%	88.89%	83.33%	80.00%	80.00%	AVE	84.81%



A more sensible bunch!



F1 Dijon winner Simon Goodlip dropped out of the GC 'A' Final as he had replaced his front axle before the Finals and his front wheels were rubbing the chassis slowing the car

Members' Statistics

ADULT STATISTICS 1992-2022 - AFTER 641 CLUB NIGHTS

Sheet 1 of 5 (Note: Highlighted Names are Current 2022 Members, CS = Best Consecutive Results)

MEETINGS ATTENDED			RACES COMPLETED			DRIVER RANKING			FINALS WON			
Pos	ADULT	No	Pos	ADULT	No	Pos	ADULT	SCORE	Pos	ADULT	No	CS
1	P REES	626	1	P REES	3,678	1	* A SMITH	2.038	1	L PATEMAN	266	(5)
2	N SISMEY	588	2	N SISMEY	3,366	2	* J SISMEY	2.750	2	P REES	227	(3)
3	L PATEMAN	555	3	L PATEMAN	3,215	3	* W LANDER	2.838	3	N SISMEY	166	(2)
4	G PEACH	425	4	G PEACH	2,419	4	* S GOODLIP	2.850	4	S GOODLIP	160	(4)
5	P BARBER	363	5	P BARBER	2,102	5	* L PATEMAN	3.350	5	M CHADWICK	117	(3)
6	S GOODLIP	347	6	S GOODLIP	1,926	6	* M CHADWICK	3.813	6	J SISMEY	103	(4)
7	A McPEAKE	299	7	A BULLOCK	1,902	7	* J TAGUE	4.538	7	G PEACH	89	(2)
8	A BULLOCK	292	8	A McPEAKE	1,658	8	* P REES	4.888	8	L SMITH	84	(3)
9	M CHADWICK	287	9	R MASTERS	1,598	9	* A TURNBULL	4.900	9	D McPEAKE	77	(2)
10	R MASTERS	279	10	M CHADWICK	1,537	10	* T MEASHAM	5.113	10	A McPEAKE	66	(2)
11	N LAMBERT	269	11	C ROYTHORNE	1,513	11	* J NEALE	5.200	10	A BULLOCK	66	(2)
12	C ROYTHORNE	249	12	N LAMBERT	1,479	12	* N SISMEY	5.688	12	J TAGUE	64	(2)
13	D McPEAKE	245	13	D McPEAKE	1,366	13	* K LYE	6.063	13	A SMITH	62	(5)
14	R SEAMAN	235	14	R SEAMAN	1,313	14	* D GARBETT	6.188	14	N LAMBERT	61	(2)
15	J SISMEY	211	15	J SISMEY	1,303	15	* C ROYTHORNE	6.350	14	M ALLSOPP	61	(3)
16	M ALLSOPP	203	16	M ALLSOPP	1,265	16	* C BOWLES	6.438	16	R SEAMAN	60	(2)
17	L SMITH	199	17	L SMITH	1,245	17	* A McPEAKE	6.488	17	W LANDER	56	(2)
18	J LAMB	178	18	J LAMB	1,043	18	* R LITHERLAND	6.533	18	C ROYTHORNE	55	(2)
19	D TURNBULL	169	19	S ANAND	976	19	* R SEAMAN	6.550	19	R MASTERS	54	(2)
20	P LEVERS	166	20	D TURNBULL	972	20	* R BLAKE	7.125	20	S ANAND	53	(3)
21	J TAGUE	165	21	P LEVERS	957	21	* T CHADWICK	7.250	21	J LAMB	49	(3)
22	S ANAND	154	22	J LYMER	948	21	* S ANAND	7.250	22	P LEVERS	48	(2)
23	J LYMER	146	23	J TAGUE	858	23	* A BULLOCK	7.438	23	A HOLLIDAY	43	(3)
24	A SMITH	140	24	K ALCOCK	848	24	* M ALLSOPP	7.488	24	I BRENTNALL	41	(3)
25	D EDWARDS	137	25	D EDWARDS	796	25	* G PEACH	7.600	24	P BARBER	41	(2)
26	K ALCOCK	131	26	A SMITH	759	26	* L SMITH	7.863	26	J LYMER	38	(2)
27	A HOLLIDAY	121	27	G WESTON	682	27	* R CROSSLAND	8.175	27	G WESTON	33	(2)
28	L EDWARDS	115	28	A HOLLIDAY	673	28	* D McPEAKE	8.563	28	K ALCOCK	30	(3)
29	G WESTON	113	29	W LANDER	661	29	* D BRENTNALL	8.838	29	D EDWARDS	29	(2)
30	C HENRY	109	30	L EDWARDS	648	30	* K PAYNE	8.850	30	B JOHNSON	28	(3)
31	W LANDER	104	31	J HOLMES	639	31	* J ROYTHORNE	8.938	31	R BLAKE	26	(2)
32	J HOLMES	98	32	C HENRY	552	32	* J LEVERS	9.063	32	D BRENTNALL	25	(5)
33	B JOHNSON	96	33	I BRENTNALL	511	33	* A DAVIES	9.138	32	M ROGERS	25	(3)
34	I BRENTNALL	94	34	B JOHNSON	509	34	* P LEVERS	9.188	32	J HOLMES	25	
35	D GARBETT	92	35	S SMITH	493	35	* J LYMER	9.288	32	D GARBETT	25	(2)
36	S SMITH	91	36	C BOWLES	480	36	* S PANK	9.775	36	J NEALE	24	(2)
36	C BOWLES	91	37	R LAWSON	474	37	* D PASSELL	9.850	36	C BOWLES	24	(2)
38	T DINGLEY	87	38	D GARBETT	462	38	* T DINGLEY	10.125	38	J LEVERS	22	(3)
39	R LAWSON	84	39	R CROSSLAND	456	39	* J LAMB	10.200	38	R CROSSLAND	22	(2)
40	R CROSSLAND	81	40	T DINGLEY	455	40	* I BRENTNALL	10.325	38	D TURNBULL	22	
41	A STAMPER	76	41	J ROYTHORNE	432	41	* M KNIGHTON	10.363	41	S MINNIS	21	(3)
42	S PANK	69	42	R BLAKE	383	42	* G WESTON	10.375	41	S PANK	21	(2)
42	J ROYTHORNE	69	43	A STAMPER	366	43	* D EDWARDS	10.413	41	T DINGLEY	21	
44	S MINNIS	67	44	S PANK	364	44	* M ROGERS	10.463	44	J ROYTHORNE	20	(2)
45	R BLAKE	62	45	J LITHERLAND	357	45	* D TURNBULL	11.213	45	C HENRY	19	
46	J LITHERLAND	61	46	S MINNIS	356	46	* S MINNIS	11.400	46	A FEARN	18	(2)
47	J NEALE	60	47	J LEVERS	322	47	* L BLACKER	11.988	46	A TURNBULL	18	(2)
47	S GRAY	60	48	A FEARN	319	48	* S GRAY	12.263	48	L BLACKER	16	
49	M ROGERS	57	49	J NEALE	318	49	* J HOLMES	12.350	49	S LANDER	14	(2)
50	J LEVERS	53	50	S GRAY	313	50	* A HOLLIDAY	12.413	50	T CHADWICK	13	(2)

(Driver Ranking = Average Position in Qualifying, Final Position, Fastest Lap & Race Laps Over Last 20 club nights)

ADULT STATISTICS 1992-2022 - AFTER 641 CLUB NIGHTS

Sheet 2 of 5 (Note: Highlighted Names are Current 2022 Members, CS = Best Consecutive Results)

MEETINGS ATTENDED			RACES COMPLETED			DRIVER RANKING			FINALS WON			
Pos	ADULT	No	Pos	ADULT	No	Pos	ADULT	SCORE	Pos	ADULT	No	CS
51	G SCHULE	52	51	M ROGERS	308	51	* B JOHNSON	12.500	51	J HITCHCOCK	12	(2)
52	A TURNBULL	50	52	M MARTINEZ	289	52	* K ALCOCK	12.613	51	P FOXLEY	12	(2)
53	A FEARN	49	53	K LYE	263	53	* A FEARN	12.625	53	T MEASHAM	11	
53	M MARTINEZ	49	54	G SCHULE	258	54	0 M STURGESS	12.675	54	D WALKER	10	
55	D OLIVER	45	55	A TURNBULL	253	55	* N LAMBERT	12.950	54	D PASSELL	10	(2)
56	D WALKER	42	56	C BULLOCK	248	56	* P FOXLEY	12.963	56	S DUNN	9	(2)
56	K LYE	42	57	D BRETNALL	225	57	* R LAWSON	13.192	56	K LYE	9	
58	D BRETNALL	41	57	T CHADWICK	225	58	* G SCHULE	13.238	56	L EDWARDS	9	
59	L BLACKER	38	59	D OLIVER	216	59	* J TETLEY	13.313	56	S SMITH	9	
60	M KNIGHTON	36	60	D WALKER	212	60	* C HENRY	13.763	60	G LAMBERT	8	(4)
60	T CHADWICK	36	61	A DAVIES	211	61	* D GREEN	13.850	60	J LITHERLAND	8	
60	C BULLOCK	36	62	T MEASHAM	208	62	* A STAMPER	14.300	60	R LITHERLAND	8	
63	S DUNN	35	63	M KNIGHTON	206	63	* R MASTERS	14.325	63	R CHADWICK	7	(2)
64	D PASSELL	34	64	J CHELL	202	64	* M HOLLAND	14.375	63	A DAVIES	7	
64	A DAVIES	34	65	L BLACKER	195	65	* N CHATTLE	14.488	63	C COOPER	7	
66	T MEASHAM	33	66	D PASSELL	191	66	* J LITHERLAND	14.550	66	M JUBB	6	
67	G LAMBERT	32	67	S DUNN	183	67	* B BRUCE	14.563	66	A STAMPER	6	
67	P FOXLEY	32	68	P FOXLEY	172	68	* L EDWARDS	14.575	66	C BULLOCK	6	
69	J CHELL	30	69	G LAMBERT	168	69	* S SMITH	14.813	66	K PAYNE	6	
70	M STURGESS	29	70	M STURGESS	163	70	* C BULLOCK	15.138	66	J TETLEY	6	(2)
71	R HITCHCOCK	27	71	S SUMNER	157	71	* D OLIVER	15.688	66	T BALDOCK	6	
71	R CHADWICK	27	72	B BRUCE	148	72	* S DUNN	15.963	66	R LAWSON	6	
71	R LITHERLAND	27	73	R CHADWICK	146	73	* G LAMBERT	16.175	66	S GRAY	6	
74	S SUMNER	26	74	J TETLEY	143	74	* S SUMNER	16.425	74	C SCHOFIELD	5	(2)
75	B BRUCE	25	75	K PAYNE	140	75	0 M MARTINEZ	16.763	74	AJ McPEAKE	5	(2)
76	C STANNARD	24	76	R HITCHCOCK	138	76	* J CHELL	17.138	74	I HOLLAND	5	
77	I HOLLAND	23	77	M HOLLAND	129	77	* C STANNARD	17.325	74	M TANSLEY	5	
77	J HITCHCOCK	23	78	J HITCHCOCK	127	78	* R HITCHCOCK	18.063	74	D OLIVER	5	
77	C SCHOFIELD	23	79	C SCHOFIELD	124	79	* C SCHOFIELD	18.113	74	D GREEN	5	
77	D GREEN	23	80	I HOLLAND	120	80	* D WALKER	18.163	74	J CHELL	5	
77	M HOLLAND	23	80	D GREEN	120	81	* A THOMPSON	18.588	74	R JAMES	5	
77	K PAYNE	23	82	N CHATTLE	119	82	* P BARBER	18.938	82	S REVITT	4	(2)
83	A THOMPSON	22	83	S LANDER	118	83	* J HITCHCOCK	21.388	82	R HITCHCOCK	4	
84	J TETLEY	21	83	C STANNARD	118	84	* R CHADWICK	22.013	82	M KNIGHTON	4	
85	N CHATTLE	20	83	A THOMPSON	118	85	* I HOLLAND	22.288	82	M STURGESS	4	
86	M JUBB	19	86	T HAGUES	111	N/A	T BALDOCK	2.583	82	M BLOOD	4	
87	C CARRINGTON	18	87	R JAMES	105	N/A	S REVITT	3.792	87	S PATCHING	3	
87	T HAGUES	18	88	C CARRINGTON	100	N/A	S LANDER	4.485	87	C NORRIS	3	
89	N MAFFIN	17	89	M JUBB	99	N/A	AJ McPEAKE	6.659	87	J HENRY	3	
89	S LANDER	17	90	C BRADFORD	97	N/A	A HUGHES	6.792	87	C CARRINGTON	3	
89	P MELLOR	17	91	R LITHERLAND	94	N/A	S WHITE	8.000	87	A HUGHES	3	
89	C BRADFORD	17	92	P MELLOR	93	N/A	C SLATER	9.250	87	M HOLLAND	3	
93	P COCKBILL	16	93	N MAFFIN	82	N/A	S SIDDANS	10.417	87	C STANNARD	3	
94	R JAMES	15	94	P COCKBILL	81	N/A	J KELLY	10.500	94	H VD HEUVEL	2	(2)
94	C COOPER	15	95	D LEVERTON	75	N/A	J HENRY	11.000	94	J KELLY	2	
96	M TANSLEY	14	96	M TANSLEY	73	N/A	F HOLMES	11.194	94	C SLATER	2	(2)
97	J KELLY	13	97	YAN SHEN	68	N/A	M BLOOD	11.639	94	YAN SHEN	2	
97	D LEVERTON	13	98	J KELLY	67	N/A	C COOPER	11.700	94	I HALL	2	
99	S REVITT	12	99	S REVITT	63	N/A	C ATKINSON	12.125	94	S SUMNER	2	
99	P PURKIS	12	100	M WATTS	61	N/A	J MELLOR	12.650	94	B BRUCE	2	

ADULT STATISTICS 1992-2022 - AFTER 641 CLUB NIGHTS

Sheet 3 of 5 (Note: Highlighted Names are Current 2022 Members, CS = Best Consecutive Results)

MEETINGS ATTENDED			RACES COMPLETED			DRIVER RANKING			FINALS WON			
Pos	ADULT	No	Pos	ADULT	No	Pos	ADULT	SCORE	Pos	ADULT	No	CS
99	M WATTS	12	101	J McDONALD	60	N/A	A DOBBINS	12.925	94	C BRADFORD	2	
99	T STACEY	12	102	M BLOOD	58	N/A	P WRIGHT	13.250	94	M MARTINEZ	2	
103	AJ McPEAKE	11	102	W BLURTON	58	N/A	T STACEY	13.271	103	R GILLARD	1	
103	YAN SHEN	11	102	F HOLMES	58	N/A	P ZIMMERMAN	13.500	103	D ROYTHORNE	1	
105	R GILLARD	10	105	I HALL	57	N/A	M TANSLEY	13.500	103	P COCKBILL	1	
105	A DOBBINS	10	105	T STACEY	57	N/A	L COPLEY	13.500	103	J JOHNSON	1	
105	I HALL	10	107	T CASH	54	N/A	N WRIGHT	13.556	103	G SCHULE	1	
105	J McDONALD	10	107	C COOPER	54	N/A	C WILKINSON	14.083	103	M WATTS	1	
109	N WRIGHT	9	109	N WRIGHT	52	N/A	C CARRINGTON	14.111	103	B GEBAUERS	1	
109	M BLOOD	9	110	AJ McPEAKE	50	N/A	K JEFFRIES	14.688	103	G CLARK	1	
109	T BALDOCK	9	110	T BALDOCK	50	N/A	Da BUCKLEY	14.844	103	L COPLEY	1	
109	T CASH	9	112	R GILLARD	49	N/A	S ALLDREAD	14.917	103	A DOBBINS	1	
109	F HOLMES	9	112	A DOBBINS	49	N/A	B COOK	15.000	103	C WILKINSON	1	
114	C NORRIS	8	112	D KENNING	49	N/A	J FLETCHER	15.125	103	R HILL	1	
114	Da BUCKLEY	8	115	P PURKIS	47	N/A	W BLURTON	15.438	103	N CHATTLE	1	
114	W BLURTON	8	116	A LEE	46	N/A	R HEATON	15.500	103	C ATKINSON	1	
114	D KENNING	8	116	Z MIDDLETON	46	N/A	R GILLARD	15.575	103	A THOMPSON	1	
118	S PATCHING	7	118	Da BUCKLEY	43	N/A	R JAMES	15.617	103	A LEE	1	
118	G CLARK	7	119	A HUGHES	42	N/A	G CLARK	15.750	103	D LLOYD	1	
118	J HENRY	7	120	P WRIGHT	40	N/A	L HENDERSON	15.750	103	Z MIDDLETON	1	
118	R HILL	7	121	G CLARK	39	N/A	A LEE	15.833	103	T STACEY	1	
118	L ELMORE	7	122	S PATCHING	38	N/A	D LEVERTON	15.846	103	F HOLMES	1	
123	D HARROP	6	122	C NORRIS	38	N/A	R SPENCER	15.890	103	J McDONALD	1	
123	D HART	6	124	J HENRY	37	N/A	YUAN ZHI	15.875				
123	P WRIGHT	6	125	C WILKINSON	35	N/A	R HILL	16.071				
123	C WILKINSON	6	125	YUAN ZHI	35	N/A	P COCKBILL	16.156				
123	A HUGHES	6	125	L ELMORE	35	N/A	D LLOYD	16.167				
123	Ch HOLLAND	6	128	D BUCKLEY	33	N/A	S PATCHING	16.179				
123	D BUCKLEY	6	129	R HILL	32	N/A	Z MIDDLETON	16.250				
123	YUAN ZHI	6	130	D HART	30	N/A	J McDONALD	16.375				
123	A LEE	6	130	D HARROP	30	N/A	D KENNING	16.469				
123	Z MIDDLETON	6	130	Ch HOLLAND	30	N/A	M WATTS	16.625				
133	R SPENCER	5	133	St BOWMAN	29	N/A	C NORRIS	16.714				
133	J MELLOR	5	133	C BLURTON	29	N/A	T CASH	16.889				
133	C BLURTON	5	135	R SPENCER	28	N/A	G HADDON	17.000				
133	M DUTSON	5	136	C ATKINSON	27	N/A	D HARROP	17.500				
137	B GEBAUERS	4	137	K JEFFRIES	26	N/A	St BOWMAN	17.500				
137	C ROBINSON	4	138	L COPLEY	25	N/A	YAN SHEN	17.636				
137	S HENDRY	4	138	D LLOYD	25	N/A	I HALL	17.650				
137	C ATKINSON	4	140	S SIDDONS	23	N/A	S KERR	17.750				
137	K JEFFRIES	4	141	B GEBAUERS	21	N/A	L ZHOU	17.750				
137	W PARKIN	4	142	C ROBINSON	20	N/A	C ROBINSON	18.000				
137	St BOWMAN	4	142	S HENDRY	20	N/A	N MAFFIN	18.103				
144	H VD HEUVEL	3	144	W PARKIN	17	N/A	D HART	18.208				
144	J JOHNSON	3	144	M DUTSON	17	N/A	T HAGUES	18.236				
144	S ALLDREAD	3	146	J JOHNSON	16	N/A	C BRADFORD	18.279				
144	L COPLEY	3	146	J MELLOR	16	N/A	D BUCKLEY	18.333				
144	S SIDDONS	3	148	S ALLDREAD	15	N/A	J ASHCROFT	18.375				
144	D LLOYD	3	148	S BENNETT	15	N/A	B FAHRNER	18.750				
144	S BENNETT	3	150	H VD HEUVEL	14	N/A	Ch Holland	18.792				

ADULT STATISTICS 1992-2022 - AFTER 641 CLUB NIGHTS

Sheet 4 of 5 (Note: Highlighted Names are Current 2022 Members, CS = Best Consecutive Results)

MEETINGS ATTENDED			RACES COMPLETED			DRIVER RANKING			FINALS WON			
Pos	ADULT	No	Pos	ADULT	No	Pos	ADULT	SCORE	Pos	ADULT	No	CS
144	S KERR	3	150	P ZIMMERMANN	14	N/A	C BLURTON	18.800				
152	D ROYTHORNE	2	150	L HENDERSON	14	N/A	B GEBAUERS	18.875				
152	J ASHCROFT	2	153	D ROYTHORNE	11	N/A	M DUTSON	19.000				
152	A CARTER	2	153	S KERR	11	N/A	S HENDRY	19.188				
152	B FAHRNER	2	155	J ASHCROFT	10	N/A	D ROYTHORNE	19.375				
152	L ZHOU	2	155	A CARTER	10	N/A	M JUBB	19.408				
152	B COOK	2	155	B FAHRNER	10	N/A	S BENNETT	19.417				
152	J FLETCHER	2	155	B COOK	10	N/A	J JOHNSON	19.500				
159	S WHITE	1	155	J FLETCHER	10	N/A	A HARTLEY	19.750				
159	P DUNNE	1	160	L ZHOU	9	N/A	W PARKIN	19.813				
159	A HARTLEY	1	161	C SLATER	7	N/A	T MAKUNI	20.000				
159	C SLATER	1	162	T MAKUNI	6	N/A	P DUNNE	20.750				
159	P ZIMMERMANN	1	163	S WHITE	5	N/A	P MELLOR	20.882				
159	L HENDERSON	1	163	R HEATON	5	N/A	A CARTER	21.625				
159	G HADDON	1	163	A HARTLEY	5	N/A	L ELMORE	21.786				
159	T MAKUNI	1	163	G HADDON	5	N/A	P PURKIS	22.667				
159	R HEATON	1	167	P DUNNE	4	N/A	H VD HEUVEL	22.917				

ADULT DHORC STATISTICS 1992-2022, AFTER 641 ROUNDS

Sheet 5 of 5 (Note: Highlighted Names are Current 2022 Members, CS = Best Consecutive Results)

POLES			IQR's				WINS				FASTEST LAPS				BEST RACE LAPS				CHAMPIONSHIPS	
Pos	ADULT	No CS	Pos	ADULT	No CS	Pos	ADULT	No CS	Pos	ADULT	No CS	Pos	ADULT	No CS	Pos	ADULT	No CS	YEAR	ADULT	
1	L PATEMAN	117 (7)	1	L PATEMAN	477 (19)	1	L PATEMAN	111 (4)	1	L PATEMAN	273 (14)	1	L PATEMAN	178 (6)	1992	N SISMEY				
2	M CHADWICK	101 (9)	2	N SISMEY	398 (5)	2	N SISMEY	84 (4)	2	N SISMEY	50 (4)	2	N SISMEY	89 (5)	1993	J TAGUE				
3	N SISMEY	85 (3)	3	S GOODLIP	319 (5)	3	M CHADWICK	83 (7)	3	S GOODLIP	51 (5)	3	M CHADWICK	66 (3)	1994	J TAGUE				
3	S GOODLIP	85 (7)	4	M CHADWICK	304 (10)	4	S GOODLIP	82 (5)	4	J TAGUE	48 (5)	4	S GOODLIP	64 (3)	1995	J TAGUE (3)				
5	J SISMEY	50 (4)	5	J SISMEY	210 (8)	5	J SISMEY	59 (3)	5	A SMITH	46 (6)	5	A SMITH	49 (3)	1996	M CHADWICK				
6	W LANDER	42 (11)	6	W LANDER	183 (16)	6	W LANDER	41 (9)	6	J SISMEY	38 (4)	6	J SISMEY	39 (3)	1997	M CHADWICK				
7	A SMITH	41 (4)	7	A SMITH	136 (4)	7	A SMITH	36 (3)	7	W LANDER	28 (5)	7	W LANDER	37 (11)	1998	N SISMEY				
8	J TAGUE	26 (4)	8	J TAGUE	126 (5)	8	J TAGUE	28 (4)	8	M CHADWICK	22 (2)	8	J TAGUE	28 (3)	1999	N SISMEY				
9	P REES	18 (2)	9	A McPEAKE	101 (4)	8	P REES	28 (2)	9	A McPEAKE	13 (2)	9	P REES	22 (2)	2000	M CHADWICK				
10	A McPEAKE	16	10	P REES	103 (3)	10	A McPEAKE	16 (2)	10	P REES	12 (3)	10	A McPEAKE	13	2001	M CHADWICK				
11	J LYMER	14	11	J NEALE	45 (6)	11	J LYMER	13 (2)	11	J NEALE	8 (2)	11	L SMITH	10 (2)	2002	S GOODLIP				
12	J NEALE	9 (3)	12	L SMITH	37 (3)	12	J NEALE	9 (2)	12	L SMITH	7	12	J NEALE	6	2003	L PATEMAN				
13	L SMITH	6	13	J LYMER	36 (3)	13	S ANAND	5	13	C ROYTHORNE	6	12	M ALLSOPP	6	2004	L PATEMAN				
14	T BALDOCK	5 (2)	14	D GARBETT	27 (3)	13	M ALLSOPP	5	14	T BALDOCK	4	12	D GARBETT	6	2005	M CHADWICK (5)				
14	D GARBETT	5	15	S ANAND	25 (2)	13	T BALDOCK	5	14	T CHADWICK	4	15	J LYMER	5	2006	W LANDER				
16	S ANAND	3	16	M ALLSOPP	21 (2)	16	C ROYTHORNE	4	14	A BULLOCK	4	16	T CHADWICK	4	2007	W LANDER				
16	S REVITT	3 (2)	17	T BALDOCK	19 (8)	16	L SMITH	4 (2)	17	D BRENTNALL	3	16	T BALDOCK	4 (2)	2008	W LANDER (3)				
16	P LEVERS	3	18	G PEACH	17 (3)	16	D GARBETT	4	17	G PEACH	3	18	S ANAND	3	2009	J SISMEY				
16	J LAMB	3	19	C ROYTHORNE	12 (2)	19	S LANDER	3	17	D GARBETT	3	19	S REVITT	2 (2)	2010	L PATEMAN				
20	S LANDER	2	19	S LANDER	12 (2)	19	G PEACH	3	17	J LYMER	3	19	D BRENTNALL	2	2011	L PATEMAN				
20	D McPEAKE	2	21	A TURNBULL	13 (2)	21	S REVITT	2	17	J LAMB	3	19	D McPEAKE	2	2012	L PATEMAN (5)				
20	A BULLOCK	2	22	D McPEAKE	11	21	AJ McPEAKE	2	17	C BOWLES	3 (2)	19	R BLAKE	2	2013	J SISMEY				
20	C ROYTHORNE	2	23	S REVITT	10 (5)	21	R SEAMAN	2	23	S REVITT	2	19	K LYE	2	2014	J SISMEY (3)				
20	G PEACH	2 (2)	23	T CHADWICK	10	21	D McPEAKE	2	23	A DAVIES	2 (2)	19	P LEVERS	2	2015	N SISMEY (4)				
25	T MEASHAM	1	23	A BULLOCK	10 (3)	21	T CHADWICK	2	23	A TURNBULL	2	19	J LAMB	2	2016	S GOODLIP				
25	K LYE	1	26	T MEASHAM	9	21	J LAMB	2	26	M ROGERS	1	19	C ROYTHORNE	2	2017	S GOODLIP				
25	A DAVIES	1	26	P LEVERS	9	21	A TURNBULL	2	26	I BRENTNALL	1	19	G PEACH	2	2018	S GOODLIP (4)				
25	C BOWLES	1	28	J LAMB	9 (3)	28	K LYE	1	26	AJ McPEAKE	1	28	M ROGERS	1	2019	A SMITH				
25	A TURNBULL	1	29	N LAMBERT	7	28	R HILL	1	26	D McPEAKE	1	28	S MINNIS	1	2020	N/A				
			30	T DINGLEY	6	28	R BLAKE	1	26	B JOHNSON	1	28	I BRENTNALL	1	2019	A SMITH (2)				
			31	AJ McPEAKE	5 (2)	28	P LEVERS	1	26	S LANDER	1	28	S PANK	1						
			31	R SEAMAN	5 (3)	28	J ROYTHORNE	1	26	R SEAMAN	1	28	T DINGLEY	1						
			31	J LEVERS	5	28	R LITHERLAND	1	26	G WESTON	1	28	S LANDER	1						
			34	M ROGERS	4				26	T MEASHAM	1	28	G WESTON	1						
			34	S MINNIS	4				26	J LEVERS	1	28	J LEVERS	1						
			34	K LYE	4				26	R BLAKE	1	28	R HILL	1						
			37	D BRENTNALL	3				26	S ANAND	1	28	S SUMNER	1						
			37	R BLAKE	3				26	P LEVERS	1	28	R CROSSLAND	1						
			37	R CROSSLAND	3				26	J ROYTHORNE	1	28	J ROYTHORNE	1						
			40	I BRENTNALL	2				26	K ALCOCK	1	40	A TURNBULL	2						
			40	R MASTERS	2															
			40	C BOWLES	2															
			43	P FOXLEY	1															
			43	S PANK	1															
			43	G WESTON	1															
			43	A FEARN	1															
			43	K PAYNE	1															
			43	J ROYTHORNE	1															
			43	K ALCOCK	1															
			43	A DAVIES	1															
			43	R LITHERLAND	1															
			43	J CHELL	1															

IQR Means Individual Qualifying Rounds I.E. Yellow, Green, Red and Blue Lane on a Normal Club Night

JUNIOR STATISTICS 1992-2022 - AFTER 641 CLUB NIGHTS

Sheet 1 of 4 (Note: Highlighted Names are Current 2022 Members, CS = Best Consecutive Results)

MEETINGS ATTENDED			RACES COMPLETED			DRIVER RANKING			FINALS WON			
Pos	JUNIOR	No	Pos	JUNIOR	No	Pos	JUNIOR	SCORE	Pos	JUNIOR	No	CS
1	A TURNBULL	152	1	R LITHERLAND	917	1	* L SMITH	1.113	1	R LITHERLAND	61	(5)
1	R LITHERLAND	152	2	A TURNBULL	905	2	* A HUGHES	1.175	2	J HENRY	59	(3)
3	T CHADWICK	147	3	L TURNBULL	807	3	* AJ McPEAKE	1.275	3	A HALL	56	
4	L TURNBULL	133	4	T CHADWICK	774	4	* J MELLOR	1.400	3	A TURNBULL	56	(2)
5	F HOLMES	130	5	F HOLMES	769	5	* J HENRY	1.438	5	T CHADWICK	51	
6	G REYES-ENGLAND	128	6	G REYES-ENGLAND	766	6	* A HALL	1.475	6	J SISMEY	47	
7	J HENRY	127	7	J HENRY	658	7	* R LITHERLAND	1.600	7	J MELLOR	36	
8	J SISMEY	120	8	J SISMEY	654	8	* T MEASHAM	1.638	8	L SMITH	33	
9	R REES	103	9	Z ROYTHORNE	602	9	* A TURNBULL	1.663	8	H SMITH	33	(2)
10	Z ROYTHORNE	100	10	T MEASHAM	550	10	* T CHADWICK	1.825	10	P CONNALLY	32	(2)
11	P CONNALLY	95	11	L BROOKS	539	11	* J SISMEY	1.838	11	M MINNIS	31	(2)
12	C BRENTNALL	94	12	H SMITH	514	12	* M MINNIS	2.000	11	A HUGHES	31	
13	T MEASHAM	93	13	B ROYTHORNE	504	13	* J PATEMAN	2.025	13	AJ McPEAKE	30	(2)
14	H SMITH	88	14	P CONNALLY	500	14	* L BOWLES	2.088	13	C BRENTNALL	30	(2)
15	B ROYTHORNE	84	15	A HALL	490	15	* P CONNALLY	2.175	13	J PATEMAN	30	
16	L BROOKS	83	16	C BRENTNALL	486	16	* C BRENTNALL	2.275	13	G REYES-ENGLAND	30	
17	J MELLOR	82	17	J MELLOR	481	17	* C BULLOCK	2.300	17	C BOWLES	28	
18	A HALL	80	18	R REES	467	18	* C BOWLES	2.313	17	L TURNBULL	28	(2)
19	C BOWLES	78	19	J PATEMAN	428	19	* K ASHWORTH	2.613	19	F HOLMES	26	
20	T PANK	74	20	C BOWLES	402	20	* N GULL	2.763	20	B ROYTHORNE	25	(2)
21	J PATEMAN	71	21	C BULLOCK	391	21	* T PANK	2.800	20	Z ROYTHORNE	25	(3)
22	M MINNIS	68	22	K LEVERS	381	22	* H SMITH	2.975	22	R REES	24	
23	C BULLOCK	66	23	T PANK	378	23	* Z ROYTHORNE	3.038	23	J STEVENSON	23	
23	K LEVERS	66	24	A HUGHES	372	24	* K LEVERS	3.125	23	T MEASHAM	23	(3)
25	AJ McPEAKE	65	24	Ca HOLLAND	372	25	* K ALI	3.188	25	L BROOKS	21	(2)
26	A HUGHES	61	26	J MARTINEZ	369	26	0 L TURNBULL	3.238	26	T PANK	20	
26	Ca HOLLAND	61	27	L SMITH	352	27	* B ROYTHORNE	3.250	27	L BOWLES	17	
28	J MARTINEZ	59	27	M LITHERLAND	352	27	* J LAWSON	3.280	28	K LEVERS	15	
29	J LAWSON	57	29	M MINNIS	343	29	* P WALKER	3.325	28	J LAWSON	15	(2)
30	L SMITH	55	30	AJ McPEAKE	326	30	* J LISTER	3.700	30	D BARKER	14	
31	J STEVENSON	54	31	B BROOKS	325	31	* T GREEN	3.725	30	M LITHERLAND	14	
32	M LITHERLAND	53	32	J LAWSON	317	32	* P MARTIN	3.763	32	J MARTINEZ	13	
33	D BARKER	51	33	D PAUL	308	32	* R COOK	3.763	33	C DAVENPORT	12	
33	B BROOKS	51	34	L CHADWICK	277	34	* C DAVENPORT	3.775	33	K ALI	12	
35	D PAUL	49	35	J STEVENSON	276	35	* S SLATER	3.813	33	D PAUL	12	(2)
36	S SCHULE	47	36	D BARKER	266	36	* K SCHOFIELD	3.888	36	M McNULTY	10	
36	L CHADWICK	47	37	P MARTIN	263	37	* K COOK	4.050	36	P MARTIN	10	
38	P WALKER	46	38	S BOWMAN	244	38	* F HOLMES	4.250	36	S BOWMAN	10	
39	P MARTIN	45	38	L BOWLES	244	39	* G HADDON	4.500	39	G HADDON	9	
39	L BOWLES	45	40	P WALKER	236	40	* E HENRY	4.650	39	T GREEN	9	
41	J LISTER	41	41	S SCHULE	234	41	* G REYES-ENGLAND	4.738	39	N GULL	9	
41	S BOWMAN	41	41	J LISTER	234	42	* A OXSPRING	4.750	39	M BRADLEY	9	
43	J HAGUES	38	43	J HAGUES	221	43	* R REES	4.800	43	K SCHOFIELD	8	
44	K ALI	30	44	R COOK	197	44	* M BRADLEY	4.900	43	L CHADWICK	8	
45	M McNULTY	29	45	M BRADLEY	194	45	* D BARKER	5.038	43	C BULLOCK	8	
45	J BULLOCK	29	46	D JACKSON	190	46	* J STEVENSON	5.125	43	B BROOKS	8	(2)
45	R COOK	29	47	I BRADLEY	189	47	* R HUGHES	5.275	43	Ca HOLLAND	8	
45	A OXSPRING	29	48	K ALI	185	48	* J ELMORE	5.600	43	H TAYLOR	8	
45	I BRADLEY	29	48	E JACKSON	185	48	* J MARTINEZ	5.600	49	R LEY	7	
45	M BRADLEY	29	50	N BRADFORD	172	50	* M SEO	5.675	49	A CHATTLE	7	

(Driver Ranking = Average Position in Qualifying, Final Position, Fastest Lap & Race Laps Over Last 20 club nights)

JUNIOR STATISTICS 1992-2022 - AFTER 641 CLUB NIGHTS

Sheet 2 of 4 (Note: Highlighted Names are Current 2022 Members, CS = Best Consecutive Results)

MEETINGS ATTENDED		RACES COMPLETED		DRIVER RANKING		FINALS WON					
Pos	JUNIOR	No	Pos	JUNIOR	No	Pos	JUNIOR				
45	D JACKSON	29	51	A BRADFORD	169	51	* A CHATTLE	5.863	49	A BRADFORD	7
52	C DAVENPORT	28	52	M SEO	163	52	* L CHADWICK	6.025	52	S SLATER	6 (2)
52	E HENRY	28	52	K COOK	163	53	* J WATSON	6.063	52	P WALKER	6 (2)
52	E JACKSON	28	52	A OXSPRING	163	54	* M LITHERLAND	6.250	52	G CONNALLY	6
55	K SCHOFIELD	27	52	S ROYTHORNE	163	55	* M McNULTY	6.288	52	E HENRY	6
56	N GULL	26	56	N GULL	156	56	* J BULLOCK	6.300	52	R COOK	6
56	N BRADFORD	26	57	M McNULTY	154	57	* B BROOKS	6.488	52	E JACKSON	6
58	G HADDON	25	57	J PERRY	154	58	* D PAUL	6.550	52	D JACKSON	6 (2)
58	A BRADFORD	25	59	R HUGHES	151	59	* D JACKSON	7.088	52	T JAMES	6 (2)
58	S ROYTHORNE	25	60	J BULLOCK	150	60	* H TAYLOR	7.513	52	J HAGUES	6 (2)
61	K COOK	24	61	C DAVENPORT	149	61	* S SCHULE	7.825	61	L HAWLEY	5
61	J PERRY	24	62	K SCHOFIELD	144	62	* S BOWMAN	8.050	61	J BULLOCK	5
63	A CHATTLE	23	63	E HENRY	143	63	* E STOTT-ZAFIROPOULOS	8.063	61	A HARTLEY	5 (2)
63	L STOTT-ZAFIROPOULOS	23	64	G HADDON	138	64	* S MAFFIN	8.275	61	B CARRINGTON	5
63	J ELMORE	23	65	A CHATTLE	136	65	* L BROOKS	8.475	61	K ASHWORTH	5
66	J WATSON	22	66	L STOTT-ZAFIROPOULOS	135	66	* S MARTINEZ	8.600	61	M WARREN	5
66	R MAFFIN	22	67	H TAYLOR	134	67	* T SHARP	8.663	61	K COOK	5
66	T GREEN	22	68	K ASHWORTH	132	68	* L STOTT-ZAFIROPOULOS	8.900	61	N BRADFORD	5
66	R HUGHES	22	68	J ELMORE	132	69	* Ca HOLLAND	8.913	61	I PAUL	5 (2)
66	E STOTT-ZAFIROPOULOS	22	70	T JAMES	131	70	* R MAFFIN	8.988	70	A REES	4
71	K ASHWORTH	21	71	E STOTT-ZAFIROPOULOS	130	71	* N BRADFORD	9.550	70	J WATSON	4
71	H TAYLOR	21	72	B RILEY	124	72	* I BRADLEY	9.688	70	T SHARP	4
71	S MARTINEZ	21	73	T GREEN	119	73	* J HAGUES	9.800	70	M WATTS	4
74	S SLATER	20	74	S MARTINEZ	117	74	* S ROYTHORNE	10.000	70	J LISTER	4
74	T SHARP	20	75	J WATSON	113	75	* A BRADFORD	10.775	70	B JEFFRIES	4
74	S MAFFIN	20	76	R MAFFIN	109	76	0 T JAMES	10.863	70	E STOTT-ZAFIROPOULOS	4
74	T JAMES	20	77	S SLATER	108	77	* E JACKSON	12.500	70	L STOTT-ZAFIROPOULOS	4
78	B RILEY	19	77	B CARRINGTON	108	78	* J PERRY	13.813	70	J ELMORE	4
79	B CARRINGTON	18	79	T SHARP	103	N/A	J THOMPSON	2.607	70	S ROYTHORNE	4
80	R LEY	17	79	J GRATTON	103	N/A	L CAPEWELL	2.438	80	A PANK	3
80	G CONNALLY	17	81	S MAFFIN	99	N/A	S GILLARD	2.725	80	C CLARK	3
80	J GRATTON	17	82	M WARREN	98	N/A	M WARREN	2.817	80	R HUGHES	3
83	A HARTLEY	15	83	F McCANDLESS	96	N/A	A WATHEY	3.545	80	J PERRY	3
83	J MOSEDALE	15	84	R LEY	92	N/A	K JACKSON	3.563	80	J BLURTON	3
83	M WARREN	15	85	G CONNALLY	91	N/A	T REES	3.667	85	C WOODCOCK	2
86	C KAVANAGH	13	86	A HARTLEY	83	N/A	S TAGUE	3.813	85	Mat McNULTY	2
86	M WATTS	13	87	A WATHEY	72	N/A	A FEARN	3.850	85	J MOSEDALE	2
88	J DOBBINS	12	87	J MOSEDALE	72	N/A	N ZIMMERMANN	3.969	85	D SPENCER	2
88	F McCANDLESS	12	87	B JEFFRIES	72	N/A	R LEY	4.103	85	N ZIMMERMANN	2
90	A PANK	11	90	M WATTS	69	N/A	C CLARK	4.179	85	A OXSPRING	2
90	A WATHEY	11	91	I PAUL	68	N/A	D SPENCER	4.375	85	L BLAKE	2
90	N McDONALD	11	92	C KAVANAGH	65	N/A	N BLACK	4.375	85	D JEFFRIES	2 (2)
93	S GILLARD	10	93	D JEFFRIES	62	N/A	M BUCKLEY	4.417	85	J GRATTON	2
93	A FEARN	10	94	A FEARN	61	N/A	M WESTON	4.438	85	F McCANDLESS	2
93	I MATTHEWS	10	94	I MATTHEWS	61	N/A	L BLAKE	4.500	85	I BRADLEY	2
96	L HAWLEY	9	96	J DOBBINS	60	N/A	M YEOMANS	4.563	85	E PAUL	2 (2)
96	D NEALE	9	97	A PANK	58	N/A	E DOYLE	4.583	85	B RILEY	2
96	C WOODCOCK	9	98	N McDONALD	57	N/A	T KERR	4.917	85	J McDONALD	2
96	Mat McNULTY	9	99	J BLURTON	56	N/A	I MATTHEWS	5.075	85	J THOMPSON	2
96	B JEFFRIES	9	100	Ca BLURTON	55	N/A	J DOBBINS	5.083	100	S GILLARD	1

JUNIOR STATISTICS 1992-2022 - AFTER 641 CLUB NIGHTS

Sheet 3 of 4 (Note: Highlighted Names are Current 2022 Members, CS = Best Consecutive Results)

MEETINGS ATTENDED		RACES COMPLETED		DRIVER RANKING		FINALS WON					
Pos	JUNIOR	No	Pos	JUNIOR	No	Pos	JUNIOR	No	CS		
96	D JEFFRIES	9	101	E PAUL	54	N/A	N McDONALD	5.114	100	C KAVANAGH	1
96	I PAUL	9	102	N ZIMMERMANN	51	N/A	A HARTLEY	5.212	100	D NEALE	1
96	E PAUL	9	103	S GILLARD	50	N/A	B REES	5.350	100	A MILNER	1
104	M SEO	8	103	L HAWLEY	50	N/A	J MOSEDALE	5.462	100	T REES	1
104	TI REES	8	105	S LIVESEY	49	N/A	M WILLIS	5.750	100	R MAFFIN	1
104	C BARTLETT	8	106	C BARTLETT	48	N/A	B CARRINGTON	5.847	100	T ALLDREAD	1
104	Ca BLURTON	8	107	Mat McNULTY	47	N/A	J McDONALD	6.458	100	M HART	1
104	J BLURTON	8	108	C WOODCOCK	46	N/A	B JEFFRIES	6.472	100	S MAFFIN	1
109	A MILNER	7	109	D NEALE	44	N/A	L BELL	6.550	100	D GEBAUERS	1
109	A REES	7	110	C CLARK	41	N/A	D GEBAUERS	6.750	100	L BELL	1
109	C CLARK	7	111	TI REES	40	N/A	D NEALE	7.083	100	M SEO	1
109	N ZIMMERMANN	7	112	A REES	38	N/A	L HAWLEY	7.083	100	A FEARN	1
109	M BUCKLEY	7	112	J McDONALD	38	N/A	D JEFFRIES	7.111	100	I MATTHEWS	1
109	J THOMPSON	7	114	A MILNER	36	N/A	Mat McNULTY	7.167	100	M WILLIS	1
115	M HART	6	115	B REES	35	N/A	C BARTLETT	7.344	100	B REES	1
115	S LIVESEY	6	116	M BUCKLEY	33	N/A	J GRATTON	7.426	100	S TAGUE	1
115	SM BLURTON	6	117	M HART	31	N/A	M WATTS	7.519	100	L CAPEWELL	1
115	J McDONALD	6	117	A PARKIN	31	N/A	C WOODCOCK	8.056	100	M BUCKLEY	1
119	L BELL	5	117	SM BLURTON	31	N/A	R FREEMAN	8.417	100	S LIVESEY	1
119	B REES	5	120	L PARKIN	30	N/A	H MOHAMMED	8.500	100	L PARKIN	1
119	L BLAKE	5	121	K JACKSON	29	N/A	G CONNALLY	8.588	100	A PARKIN	1
119	A PARKIN	5	121	M WESTON	29	N/A	B RILEY	8.697	100	R FREEMAN	1
119	L PARKIN	5	121	R FREEMAN	29	N/A	A STOTT	8.750	100	S MARTINEZ	1
124	D SPENCER	4	124	L BELL	26	N/A	A MILNER	8.786	100	T KERR	1
124	M YEOMANS	4	124	M YEOMANS	26	N/A	M HART	9.417	100	E DOYLE	1
124	M WILLIS	4	126	S TAGUE	24	N/A	Ca BLURTON	9.594			
124	S TAGUE	4	126	J THOMPSON	24	N/A	J BLURTON	9.781			
124	K JACKSON	4	128	D SPENCER	23	N/A	A PANK	10.114			
124	L CAPEWELL	4	129	M WILLIS	20	N/A	T ALLDREAD	10.167			
124	M WESTON	4	129	L CAPEWELL	20	N/A	E GIBBS	10.417			
131	T REES	3	131	T REES	16	N/A	F McCANDLESS	10.558			
131	D ALLDREAD	3	131	T ALLDREAD	16	N/A	C KAVANAGH	10.692			
131	T ALLDREAD	3	131	D GEBAUERS	16	N/A	TI REES	10.719			
131	D GEBAUERS	3	134	D ALLDREAD	15	N/A	D ALLDREAD	10.750			
131	E GIBBS	3	134	E GIBBS	15	N/A	A REES	10.786			
131	R FREEMAN	3	136	H MOHAMMED	14	N/A	SM BLURTON	10.833			
131	E DOYLE	3	137	L BLAKE	13	N/A	A PARKIN	11.300			
131	T KERR	3	138	E DOYLE	12	N/A	E PAUL	11.806			
139	N BLACK	2	138	T KERR	12	N/A	L PARKIN	12.900			
140	H MOHAMMED	1	140	N BLACK	10	N/A	S LIVESEY	13.083			
140	A STOTT	1	141	A STOTT	5	N/A	I PAUL	13.667			

JUNIOR DHORC STATISTICS 1992-2022, AFTER 641 ROUNDS

Sheet 4 of 4 (Note: Highlighted Names are Current 2022 Members, CS = Best Consecutive Results)

POLES				IQR's				WINS				FASTEST LAPS				BEST RACE LAPS				CHAMPIONSHIPS	
Pos	JUNIOR	No	CS	Pos	JUNIOR	No	CS	Pos	JUNIOR	No	CS	Pos	JUNIOR	No	CS	Pos	JUNIOR	No	CS	YEAR	JUNIOR
1	R LITHERLAND	61	(6)	1	J SISMEY	215	(14)	1	A HALL	49	(13)	1	J SISMEY	59	(11)	1	R LITHERLAND	63	(7)	1992	S SLATER
2	J SISMEY	56	(11)	2	R LITHERLAND	201	(12)	2	R LITHERLAND	46	(5)	2	R LITHERLAND	58	(7)	2	T CHADWICK	51	(7)	1993	M MINNIS
3	J MELLOR	46	(10)	3	A TURNBULL	194	(16)	3	J SISMEY	45	(6)	3	A HALL	45	(15)	3	A HALL	50	(16)	1994	M MINNIS
4	A TURNBULL	44	(5)	4	J MELLOR	193	(15)	4	A TURNBULL	45	(5)	4	T CHADWICK	43	(6)	4	J SISMEY	45	(11)	1995	AJ McPEAKE
5	A HALL	42	(11)	5	A HALL	177	(22)	5	T CHADWICK	44	(5)	5	A HUGHES	35	(12)	5	AJ McPEAKE	33	(6)	1996	AJ McPEAKE
6	AJ McPEAKE	34	(12)	6	T CHADWICK	165	(13)	6	J MELLOR	35	(3)	6	AJ McPEAKE	33	(7)	5	L SMITH	33	(20)	1997	C BRENTNALL
7	T CHADWICK	33	(4)	7	L SMITH	135	(29)	7	L SMITH	33	(9)	6	L SMITH	33	(18)	5	J MELLOR	33	(6)	1998	T PANK
7	L SMITH	33	(18)	8	M MINNIS	128	(10)	8	M MINNIS	31	(9)	8	M MINNIS	30	(6)	8	A HUGHES	32	(11)	1999	C BOWLES
9	J HENRY	31	(6)	9	AJ McPEAKE	123	(8)	9	AJ McPEAKE	29	(6)	9	J PATEMAN	29	(5)	9	J PATEMAN	31	(6)	2000	J HENRY
10	M MINNIS	30	(8)	10	A HUGHES	112	(24)	10	J HENRY	28	(4)	10	A TURNBULL	26	(4)	9	A TURNBULL	31	(4)	2001	J HENRY
11	J PATEMAN	29	(6)	11	J HENRY	110	(12)	10	J PATEMAN	28	(4)	11	J HENRY	25	(5)	11	M MINNIS	27	(8)	2002	T CHADWICK
12	A HUGHES	28	(11)	12	J PATEMAN	104	(6)	12	A HUGHES	28	(11)	11	J MELLOR	25	(6)	12	J HENRY	25	(5)	2003	J SISMEY
13	C BRENTNALL	24	(8)	13	T MEASHAM	93	(11)	13	C BRENTNALL	18	(3)	13	C BRENTNALL	20	(7)	13	C BRENTNALL	22	(7)	2004	J SISMEY
14	T MEASHAM	20	(5)	14	C BRENTNALL	87	(5)	13	T MEASHAM	18	(3)	13	T PANK	20	(5)	14	Z ROYTHORNE	17	(6)	2005	T CHADWICK
15	T PANK	16	(2)	15	C BOWLES	56	(4)	15	C BOWLES	15	(2)	15	K LEVERS	15	(3)	15	T PANK	15	(3)	2006	T MEASHAM
16	C BOWLES	11	(3)	16	F HOLMES	52	(3)	16	K LEVERS	13	(3)	16	B ROYTHORNE	14	(4)	16	C BOWLES	13	(2)	2007	A HUGHES
17	N GULL	9	(3)	17	T PANK	51	(4)	17	T PANK	12	(2)	16	Z ROYTHORNE	14	(4)	16	K LEVERS	13	(3)	2008	L SMITH
17	L BOWLES	9	(7)	18	P CONNALLY	44	(9)	18	F HOLMES	10	(1)	18	H SMITH	12	(4)	18	P CONNALLY	12	(3)	2009	L SMITH
19	J LAWSON	8	(4)	19	K LEVERS	42	(4)	18	Z ROYTHORNE	10	(2)	19	P CONNALLY	10	(3)	18	T MEASHAM	12	(3)	2010	K LEVERS
20	P CONNALLY	7	(3)	20	Z ROYTHORNE	40	(2)	18	H SMITH	10	(3)	19	T MEASHAM	10	(2)	20	N GULL	10	(3)	2011	J MELLOR
20	K ASHWORTH	7	(2)	21	N GULL	29	(4)	21	L BOWLES	9	(6)	21	N GULL	9	(4)	20	L BOWLES	10	(7)	2012	J MELLOR
20	K LEVERS	7	(2)	22	B ROYTHORNE	24	(4)	22	P CONNALLY	7	(1)	21	L BOWLES	9	(5)	22	H SMITH	8	(4)	2013	J PATEMAN
20	Z ROYTHORNE	7	(2)	23	R REES	23	(2)	22	N GULL	7	(1)	23	C BOWLES	7	(2)	23	J LAWSON	6	(3)	2014	A HALL
24	B ROYTHORNE	6	(1)	24	K ASHWORTH	21	(5)	24	J LAWSON	6	(3)	24	P MARTIN	6	(1)	24	K ASHWORTH	5	(2)	2015	A HALL
24	H SMITH	6	(3)	25	L BOWLES	20	(10)	25	J STEVENSON	5	(2)	24	J LAWSON	6	(3)	24	B ROYTHORNE	5	(1)	2016	R LITHERLAND
26	F HOLMES	5	(2)	26	L TURNBULL	18	(2)	25	R REES	5	(2)	26	K ASHWORTH	5	(2)	26	M WARREN	4	(1)	2017	R LITHERLAND
27	G HADDON	3	(1)	27	K ALI	16	(5)	25	K ALI	5	(3)	26	J LISTER	5	(2)	26	J LISTER	4	(1)	2018	A TURNBULL
27	S GILLARD	3	(2)	27	J LISTER	16	(2)	25	C BULLOCK	5	(2)	26	F HOLMES	5	(2)	28	C DAVENPORT	3	(1)	2019	A TURNBULL
27	S SLATER	3	(2)	29	C BULLOCK	14	(4)	25	K ASHWORTH	5	(2)	29	D BARKER	4	(1)	28	S SLATER	3	(2)	2020	N/A
27	C BULLOCK	3	(2)	29	J LAWSON	14	(4)	30	G HADDON	4	(2)	29	Ca HOLLAND	4	(2)	28	D BARKER	3	(1)	2021	H SMITH
27	M WARREN	3	(1)	29	H SMITH	14	(6)	30	M WARREN	4	(2)	31	C DAVENPORT	3	(1)	31	K ALI	2	(2)		
27	J LISTER	3	(2)	32	M WARREN	13	(2)	30	J LISTER	4	(1)	31	M WARREN	3	(1)	31	C BULLOCK	2	(1)		
27	L TURNBULL	3	(1)	33	S GILLARD	12	(3)	30	B ROYTHORNE	4	(1)	31	M BUCKLEY	3	(1)	31	L BLAKE	2	(1)		
34	J STEVENSON	2	(1)	34	C DAVENPORT	10	(1)	34	S SLATER	3	(2)	34	S SLATER	2	(1)	34	P MARTIN	2	(1)		
34	R REES	2	(1)	34	G HADDON	10	(1)	34	K SCHOFIELD	3	(1)	34	J STEVENSON	2	(1)	31	F HOLMES	2	(1)		
34	Ca HOLLAND	2	(1)	34	P MARTIN	10	(2)	34	L TURNBULL	3	(2)	34	R REES	2	(1)	31	G REYES-ENGLAND	2	(1)		
34	A CHATTLE	2	(1)	37	S SLATER	9	(4)	37	C DAVENPORT	2	(1)	34	K ALI	2	(2)	37	S GILLARD	1	(1)		
38	C DAVENPORT	1	(1)	37	R COOK	9	(2)	37	L BLAKE	2	(1)	34	M LITHERLAND	2	(1)	37	K SCHOFIELD	1	(1)		
38	K ALI	1	(1)	39	K COOK	8	(3)	37	A CHATTLE	2	(1)	39	K SCHOFIELD	1	(1)	37	G HADDON	1	(1)		
38	K COOK	1	(1)	40	J STEVENSON	6	(1)	37	P MARTIN	2	(1)	39	J BULLOCK	1	(1)	37	J STEVENSON	1	(1)		
38	R COOK	1	(1)	40	Ca HOLLAND	6	(1)	37	G REYES-ENGLAND	2	(1)	39	A HARTLEY	1	(1)	37	E HENRY	1	(1)		
38	L BLAKE	1	(1)	42	D BARKER	4	(1)	42	S GILLARD	1	(1)	39	C BULLOCK	1	(1)	37	J BULLOCK	1	(1)		
38	P MARTIN	1	(1)	42	C CLARK	4	(3)	42	E HENRY	1	(1)	39	K COOK	1	(1)	37	C CLARK	1	(1)		
38	B JEFFRIES	1	(1)	42	R HUGHES	4	(1)	42	J BULLOCK	1	(1)	39	K JACKSON	1	(1)	37	R REES	1	(1)		
38	M LITHERLAND	1	(1)	42	B BROOKS	4	(1)	42	S TAGUE	1	(1)	39	M BRADLEY	1	(1)	37	K COOK	1	(1)		
38	D PAUL	1	(1)	46	K SCHOFIELD	3	(2)	42	L CAPEWELL	1	(1)	39	J ELMORE	1	(1)	37	S TAGUE	1	(1)		
				46	M McILTY	3	(1)	42	M BUCKLEY	1	(1)	42	M BUCKLEY	1	(1)	39	D PAUL	1	(1)		
				46	K JACKSON	3	(1)	42	B JEFFRIES	1	(1)	39	S ROYTHORNE	1	(1)	37	A WATHEY	1	(1)		
				46	A WATHEY	3	(1)	42	M LITHERLAND	1	(1)					37	Ca HOLLAND	1	(1)		
				46	A CHATTLE	3	(1)	42	J THOMPSON	1	(1)					37	M BUCKLEY	1	(1)		
				46	B JEFFRIES	3	(1)									37	A CHATTLE	1	(1)		
				46	D PAUL	3	(2)									37	M BRADLEY	1	(1)		
				53	J WATSON	2	(1)									37	M LITHERLAND	1	(1)		
				53	S SCHULE	2	(1)									37	L TURNBULL	1	(1)		
				53	E HENRY	2	(1)														
				53	J BULLOCK	2	(1)														
				53	S TAGUE	2	(2)														
				53	M BRADLEY	2	(1)														
				53	M WESTON	2	(1)														
				53	M LITHERLAND	2	(1)														
				53	E STOTT-ZAFIROPOULOS	2	(1)														
				53	L BROOKS	2	(1)														
				53	D JACKSON	2	(1)														
				64	P WALKER	1	(1)														
				64	T SHARP	1	(1)														
				64	R LEY	1	(1)														
				64	A HARTLEY	1	(1)														
				64	J MOSEDALE	1	(1)														
				64	D SPENCER	1	(1)														
				64	T REES	1	(1)														
				64	M YEOMANS	1	(1)														
				64	A OXSPRING	1	(1)														
				64	L BLAKE	1	(1)														
				64	J GRATTON	1	(1)														
				64	G REYES-ENGLAND	1	(1)														
				64	S ROYTHORNE	1	(1)														
				64	J MARTINEZ	1	(1)														
				64	J THOMPSON	1	(1)														
				64	R HUGHES	1	(1)														

IQR Means Individual Qualifying Rounds I.E. Yellow, Green, Red and Blue Lane on a Normal Club Night

Outright Track Record Holders After DHORC 641

Adults

Pos	Name	Qualifying	F1	GC	F1	GC	Total
			Fastest Laps	Fastest Laps	Race Laps	Race Laps	
1	L Pateman	30	43	63	27	46	209
2	S Goodlip	20	34	10	30	17	111
3	A Smith	24	13	25	12	23	97
4	N Sismey	15	8	11	15	16	65
5	J Sismey	15	7	8	14	13	57
6	M Chadwick	12			8	9	29
7	W Lander	9	5	3	6		23
8	A McPeake	4	3	5	7		19
8	P Rees	3	3		10	3	19
10	J Tague	4	3	2	3	5	17
11	J Lymer	4	2	1	2	1	10
12	T Baldock	3	1	1	1	2	8
13	L Smith	2	1	3			6
13	A Turnbull	1	2		3		6
15	D Garbett	1		1	2	1	5
15	C Roythorne		2	2		1	5
17	J Neale				2	1	3
17	S Anand	1			1	1	3
17	T Chadwick		1		2		3
17	J Lamb	1		1	1		3
21	M Allsopp				2		2
21	S Lander			1	1		2
21	C Bowles	1	1				2
24	G Peach		1				1
24	D McPeake		1				1
24	J Roythorne				1		1
24	S Pank				1		1
Total		140	121	128	134	133	708

Note: Some Record Can Be Held By More Than One Member - Highlighted Names 2022 Members

Outright Track Record Holders After DHORC 641

Juniors

Pos	Name	Qualifying	F1	GC	F1	GC	Total
			Fastest Laps	Fastest Laps	Race Laps	Race Laps	
1	A Turnbull	31	22	16	34	17	120
2	R Litherland	24	21	26	14	28	113
3	J Sismey	15	15	12	11	17	70
4	A Hall	12	9	7	13	12	53
5	T Chadwick	7	6	10	7	19	49
6	AJ McPeake	10	9	4	9	4	36
7	T Measham	6	4	1	13	3	27
7	J Henry	2	9	5	9	2	27
9	J Mellor	10	4	4	2	4	24
10	M Minnis	6	2	4	2	5	19
10	L Bowles	7	3	3	2	4	19
12	Z Roythorne	2	2	6		8	18
12	H Smith	5	3	4	3	3	18
14	J Pateman	4	4	5	1	3	17
15	J Lawson	3	2	2	2	1	10
15	B Roythorne	1	1	6		2	10
17	F Holmes	1	3	2	3		9
17	C Brentnall		2	3		4	9
19	A Hughes	2	1	5			8
19	L Smith		4		4		8
21	T Pank		1	3	2		6
21	C Bowles	2	1		1	2	6
23	P Connally		1	3			4
23	R Rees	1	1	1		1	4
23	K Ashworth	1	1	1		1	4
23	L Turnbull	1	1		2		4
27	K Levers		1		1	1	3
28	P Martin		1		1		2
28	N Gull		1		1		2
30	Ca Holland			1			1
30	E Henry		1				1
30	C Clark					1	1
30	K All				1		1
30	B Brooks				1		1
30	J Elmore		1				1
30	S Roythorne			1			1
30	A Hartley			1			1
Total		153	137	136	139	142	707

Note: Some Record Can Be Held By More Than One Member - **Highlighted Names 2022 Members**

DHORC Statistics 2022

Poles		Adult			Junior			Poles	
Records		Name	Total	2022	Name	Total	2022	Records	
All Time		L Pateman	117	5	L Bowles	9	7	All Time	
L Pateman	117	N Sismey	85		J Lawson	8	3	R Litherland	61
Season		S Goodlip	85	1	H Smith	6	1	Season	
S Goodlip	17	A Smith	41	3				L Smith	21
		P Rees	18	1					
		D Garbett	5						
		J Lamb	3						
		G Peach	2						
		A Turnbull	1	1					
		C Bowles	1						
Race Wins		Adult			Junior			Race Wins	
Records		Name	Total	2022	Name	Total	2022	Records	
All Time		L Pateman	111	3	H Smith	10	1	All Time	
L Pateman	111	N Sismey	84		L Bowles	8	6	A Hall	49
Season		S Goodlip	82	3	J Lawson	6	3	Season	
W Lander	16	A Smith	36	3	J Thompson	1	1	L Smith	20
		P Rees	28	1				A Hall	20
		D Garbett	4						
		G Peach	3						
		J Lamb	2						
		A Turnbull	2	1					
		R Litherland	1						
Fast Laps		Adult			Junior			Fast Laps	
Records		Name	Total	2022	Name	Total	2022	Records	
All Time		L Pateman	273	5	H Smith	12	2	All Time	
L Pateman	273	S Goodlip	51	4	L Bowles	9	6	J Sismey	59
Season		N Sismey	50		J Lawson	6	3	Season	
L Pateman	19	A Smith	46	3				L Smith	21
A Smith	19	P Rees	12						
		G Peach	3						
		D Garbett	3						
		C Bowles	3						
		J Lamb	2						
		A Turnbull	2						
Race Laps		Adult			Junior			Race Laps	
Records		Name	Total	2022	Name	Total	2022	Records	
All Time		L Pateman	178	4	L Bowles	10	7	All Time	
L Pateman	178	N Sismey	89		H Smith	8	1	R Litherland	63
Season		S Goodlip	64	2	J Lawson	6	3	Season	
W Lander	16	A Smith	49	3				A Hall	22
		P Rees	22	1					
		D Garbett	6						
		J Lamb	2						
		G Peach	2						
		A Turnbull	2	1					

Current Members Best Ever Position Records after DHORC 641																			
Qualifying				Final Position				Fastest Laps				Race Laps							
Pos	Adult	DHORC	Gap	Date	Pos	Adult	DHORC	Gap	Date	Pos	Adult	DHORC	Gap	Date	Pos	Adult	DHORC	Gap	Date
1	A Smith	641	0	26-Apr-22	1	L Pateman	641	0	26-Apr-22	1	L Pateman	641	0	26-Apr-22	1	L Pateman	641	0	26-Apr-22
1	P Rees	640	1	26-Apr-22	1	S Goodlip	640	1	26-Apr-22	1	S Goodlip	640	1	26-Apr-22	1	S Goodlip	640	1	26-Apr-22
1	S Goodlip	637	4	15-Mar-22	1	A Smith	638	3	15-Mar-22	1	A Smith	638	3	15-Mar-22	1	A Smith	638	3	15-Mar-22
1	L Pateman	636	5	22-Feb-22	1	A Turnbull	635	6	22-Feb-22	1	A Turnbull	625	16	19-Oct-22	1	A Turnbull	635	6	22-Feb-22
1	A Turnbull	635	6	22-Feb-22	1	P Rees	631	10	11-Jan-22	1	J Lamb	616	25	11-Feb-20	1	P Rees	631	10	11-Jan-22
1	D Garbett	625	16	19-Oct-21	1	R Litherland	624	17	28-Sept-21	1	C Bowles	612	29	07-Nov-19	1	N Sismey	613	28	07-Jan-20
1	J Lamb	616	25	11-Feb-20	1	N Sismey	613	28	07-Jan-20	1	L Smith	591	50	23-Feb-19	1	D Garbett	611	30	29-Oct-19
1	N Sismey	613	28	07-Jan-20	1	D Garbett	611	30	29-Oct-19	1	D Garbett	582	59	23-Oct-18	1	L Smith	579	62	04-Sept-18
1	L Smith	591	50	23-Feb-19	1	L Smith	566	75	24-Feb-18	1	G Peach	565	76	24-Feb-18	1	G Peach	565	76	24-Feb-18
1	G Peach	565	76	24-Feb-18	1	J Lamb	538	103	25-Feb-17	1	N Sismey	511	130	27-Feb-16	1	J Lamb	538	103	25-Feb-17
1	C Bowles	563	78	24-Feb-18	1	G Peach	537	104	25-Feb-17	1	P Rees	497	144	30-Jun-15	2	R Litherland	624	17	28-Sept-21
2	R Litherland	624	17	28-Sept-21	2	C Bowles	600	41	09-Jul-19	2	R Litherland	624	17	28-Sept-21	2	C Bowles	139	502	18-Apr-00
4	D Edwards	581	60	09-Oct-18	3	D Turnbull	527	114	13-Sept-16	3	C Cooper	639	2	05-Apr-22	3	D Edwards	599	42	25-Jun-19
4	R Masters	279	362	26-Sept-06	3	R Masters	433	208	23-Feb-13	3	R Masters	382	259	26-Feb-11	3	R Masters	433	208	23-Feb-13
5	S Gray	627	14	09-Nov-21	4	S Smith	537	104	25-Feb-17	4	D Turnbull	564	77	24-Feb-18	4	S Smith	537	104	25-Feb-17
5	D Turnbull	539	102	26-Feb-17	5	S Gray	627	14	09-Nov-21	4	D Edwards	541	100	07-Mar-17	5	C Cooper	627	14	09-Nov-21
6	L Edwards	512	129	27-Feb-16	5	D Edwards	581	60	09-Oct-18	5	L Blacker	621	20	07-Sept-21	5	L Blacker	621	20	07-Sept-21
7	R Lawson	629	12	30-Nov-21	6	R Lawson	530	111	18-Oct-16	6	S Gray	635	6	22-Feb-22	5	D Turnbull	596	45	09-Apr-19
7	S Smith	538	103	25-Feb-17	6	L Edwards	512	129	27-Feb-16	6	L Edwards	512	129	27-Feb-16	6	R Lawson	530	111	18-Oct-16
8	C Cooper	628	13	09-Nov-21	8	L Blacker	631	10	11-Jan-22	8	S Smith	537	104	25-Feb-17	7	S Gray	627	14	09-Nov-21
9	L Blacker	602	39	23-Jul-19	8	C Cooper	630	11	30-Nov-21	8	R Lawson	530	111	19-Oct-16	9	L Edwards	637	4	15-Mar-22
14	A Thompson	635	6	22-Feb-22	14	A Thompson	453	188	22-Oct-13	13	A Thompson	479	162	21-Oct-14	13	A Thompson	479	162	21-Oct-14
17	S Kerr	639	2	05-Apr-22	17	M Dutton	639	2	05-Apr-22	15	M Dutton	641	0	26-Apr-22	17	M Dutton	639	2	05-Apr-22
19	M Dutton	639	2	05-Apr-22	18	S Kerr	640	1	26-Apr-22	15	S Kerr	639	2	05-Apr-22	19	S Kerr	639	2	05-Apr-22
Pos	Junior	DHORC	Gap	Date	Pos	Junior	DHORC	Gap	Date	Pos	Junior	DHORC	Gap	Date	Pos	Junior	DHORC	Gap	Date
1	H Smith	641	0	26-Apr-22	1	H Smith	641	0	26-Apr-22	1	H Smith	641	0	26-Apr-22	1	H Smith	641	0	26-Apr-22
1	L Bowles	640	1	26-Apr-22	1	J Lawson	633	1	01-Feb-22	1	L Bowles	640	1	26-Apr-22	1	L Bowles	640	1	26-Apr-22
1	J Lawson	633	8	01-Feb-22	1	J Thompson	640	1	26-Apr-22	1	J Lawson	633	8	01-Feb-22	1	J Lawson	633	8	01-Feb-22
2	J Thompson	636	5	22-Feb-22	1	L Bowles	639	2	05-Apr-22	2	J Thompson	636	5	22-Feb-22	2	J Thompson	636	5	22-Feb-22
4	E Doyle	641	0	26-Apr-22	3	T Kerr	640	1	26-Apr-22	3	E Doyle	641	0	26-Apr-22	4	E Doyle	641	0	26-Apr-22
4	T Kerr	640	1	26-Apr-22	4	E Doyle	641	0	26-Apr-22	4	T Kerr	640	1	26-Apr-22	4	T Kerr	640	1	26-Apr-22

Distance Covered In DHORC Club Championship 2022

Pos	Competitor	Class	Laps	Feet	Feet / Race	Miles	Races
1	A Turnbull	A	1,055.5	97,210	2,493	18.4	39
2	P Rees	A	1,044.0	95,773	2,520	18.1	38
3	L Pateman	A	1,031.1	94,233	2,618	17.8	36
4	D Garbett	A	999.2	91,116	2,336	17.3	39
5	G Peach	A	981.2	89,447	2,354	16.9	38
6	N Sismey	A	978.2	89,402	2,483	16.9	36
7	C Bowles	A	933.0	88,365	2,525	16.7	35
8	A Smith	A	895.1	84,389	2,813	16.0	30
9	S Goodlip	A	908.0	81,358	2,465	15.4	33
10	L Blacker	A	880.6	80,883	2,074	15.3	39
11	R Litherland	A	852.4	78,772	2,387	14.9	33
12	S Gray	A	855.4	77,813	2,048	14.7	38
13	D Turnbull	A	727.4	65,353	2,178	12.4	30
14	C Cooper	A	704.8	63,037	1,970	11.9	32
15	L Bowles	J	639.2	60,171	2,075	11.4	29
16	D Edwards	A	578.5	55,480	2,219	10.5	25
17	R Lawson	A	546.5	47,664	2,072	9.0	23
18	J Lamb	A	501.8	44,345	2,016	8.4	22
19	J Lawson	J	502.5	43,847	1,906	8.3	23
20	S Smith	A	446.7	40,554	1,931	7.7	21
21	A Thompson	A	413.2	40,127	1,745	7.6	23
22	J Thompson	A	393.6	38,140	1,589	7.2	24
23	L Edwards	A	391.4	36,579	2,032	6.9	18
24	L Smith	A	359.8	33,669	2,405	6.4	14
25	H Smith	J	357.0	32,304	1,900	6.1	17
26	M Dutson	A	274.6	26,140	1,538	5.0	17
27	S Kerr	A	211.5	19,787	1,799	3.7	11
28	E Doyle	J	186.7	17,627	1,469	3.3	12
29	T Kerr	J	174.4	16,449	1,371	3.1	12
30	R Masters	A	124.9	10,554	1,759	2.0	6
Pos	Competitor	Class	13,485.1	1,237,321.3	2,357	234.3	525

Next Circuit



Knockhill

Where Do We Race Next?

What Are The Records?

Who Has Been On The Podium?

Circuit History

Knockhill Racing Circuit is a motor racing circuit in Fife, Scotland. It opened in September 1974 and is Scotland's national motorsport centre. The circuit is located in the countryside about 6 miles (10 km) north of Dunfermline. It is FIA approved.

The circuit opened in September 1974. It was created by joining service roads to a nearby disused mineral railway, closed in 1951, which served Lethans Colliery. The first car race was held on 18 May 1975.


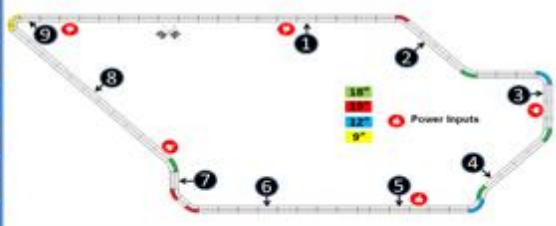
Between 1974 and 1983 the circuit had several different owners which helped to steadily develop the circuit's facilities and attractions. Derek Butcher became the owner in 1984 and since then Knockhill has been developed to a point where it is able to host rounds of most of the major British car and motorbike championships.

The circuit hosted a round of the British Touring Car Championships for twelve years until the deal ended in 2002 with the promoters seeking infrastructure upgrades. Knockhill made improvements and the touring car series returned to Knockhill in 2004 with ITV televising the event live. The British Formula Three Championship and British GT Championship returned to Knockhill in May 2005.

In 2008, Knockhill named a corner Leslie's Bend in the honour of race car driver David Leslie shortly after his death in a small jet aircraft-accident at Farnborough.

In 2012, the circuit restarted racing and track days in the counter-clockwise direction. It gained a licence for motorbikes and cars to compete in both directions, the first racing circuit to achieve this in the UK in modern times. As of December 2020, the circuit has an FIA grade 3 licence.

Rounds 12&13		Knockhill (UK)		Rounds 28&29	
Previous Results					
	Adults		1st	2nd	3rd
DHRC 621 F1	07-Sept 2021	83'4"	S Goodlip	P Rees	N Sismej
DHRC 622 GC	07-Sept 2021	83'4"	S Goodlip	R Litherland	P Rees
DHRC 629 F1	30-Nov 2021	83'4"	P Rees	A Smith	A Turnbull
DHRC 630 GC	30-Nov 2021	83'4"	A Smith	R Litherland	A Turnbull
DHRC 642 F1	17-May 2022	83'4"			
DHRC 643 GC	17-May 2022	83'4"			
DHRC 658 F1	08-Nov 2022	83'4"			
DHRC 659 GC	08-Nov 2022	83'4"			
	Juniors		1st	2nd	3rd
DHRC 621 F1	07-Sept 2021	83'4"	J Lawson	H Smith	N/A
DHRC 622 GC	07-Sept 2021	83'4"	H Smith	J Lawson	N/A
DHRC 629 F1	30-Nov 2021	83'4"	H Smith	J Lawson	N/A
DHRC 630 GC	30-Nov 2021	83'4"	H Smith	J Lawson	N/A
DHRC 642 F1	17-May 2022	83'4"			
DHRC 643 GC	17-May 2022	83'4"			
DHRC 658 F1	08-Nov 2022	83'4"			
DHRC 659 GC	08-Nov 2022	83'4"			

Circuit Records		Lap Length 83'4"	
Qualifying			
F1	P Rees	30Nov21	
GC	A Smith	30Nov21	
Fastest Laps			
F1	A Smith	30Nov21	
GC	A Smith	30Nov21	
Race Laps			
F1	P Rees	30Nov21	
GC	A Smith	30Nov21	
Final Points			
7.5 Points	A Smith	30Nov21	

DHRC 642 & 643

Knockhill Best Off Chart F1

Qualifying					Fastest Laps					Race Laps				
Pos	Adult	Laps	MPH	Date	Pos	Adult	Time	MPH	Date	Pos	Adult	Laps	MPH	Date
1	P Rees (M)	63.0	4.972	30-Nov-21	1	A Smith	4.64	12.245	30-Nov-21	1	P Rees (M)	34.7	10.953	30-Nov-21
2	A Turnbull	59.8	4.719	30-Nov-21	2	P Rees (M)	4.78	11.887	30-Nov-21	2	S Goodlip	34.3	10.827	07-Sep-21
3	D Garbett (M)	59.7	4.711	07-Sep-21	3	S Goodlip	4.84	11.739	07-Sep-21	3	A Smith	32.4	10.227	30-Nov-21
4	N Sismey (M)	59.3	4.680	30-Nov-21	3	A Turnbull	4.84	11.739	30-Nov-21	4	N Sismey (M)	31.6	9.975	30-Nov-21
5	D Turnbull	55.6	4.388	30-Nov-21	5	D Garbett (M)	5.11	11.119	07-Sep-21	5	D Garbett (M)	30.3	9.564	30-Nov-21
6	G Peach (M)	55.2	4.356	30-Nov-21	6	L Pateman	5.15	11.033	07-Sep-21	5	R Litherland	30.3	9.564	30-Nov-21
7	S Goodlip	53.1	4.190	07-Sep-21	7	G Peach (M)	5.30	10.720	30-Nov-21	7	A Turnbull	30.2	9.533	30-Nov-21
8	L Smith	52.2	4.119	07-Sep-21	8	R Litherland	5.32	10.680	30-Nov-21	8	D Turnbull	28.9	9.122	30-Nov-21
9	R Lawson	51.9	4.096	30-Nov-21	9	N Sismey (M)	5.34	10.640	30-Nov-21	9	R Lawson	28.7	9.059	30-Nov-21
10	R Litherland	50.9	4.017	30-Nov-21	10	C Cooper	5.46	10.406	30-Nov-21	10	L Blacker	28.4	8.965	07-Sep-21
11	S Gray (M)	50.1	3.954	07-Sep-21	11	D Turnbull	5.55	10.237	30-Nov-21	10	C Cooper	28.4	8.965	30-Nov-21
12	J Lamb	50.0	3.946	30-Nov-21	12	L Blacker	5.56	10.219	07-Sep-21	12	G Peach (M)	28.2	8.901	30-Nov-21
13	L Blacker	49.0	3.867	30-Nov-21	13	L Smith	5.57	10.201	07-Sep-21	13	S Gray (M)	26.8	8.460	07-Sep-21
14	C Cooper	47.9	3.780	30-Nov-21	14	J Lamb	5.64	10.074	30-Nov-21	14	J Lamb	26.7	8.428	30-Nov-21
15	A Smith	46.7	3.685	30-Nov-21	15	R Lawson	5.65	10.056	07-Sep-21	15	L Smith	26.4	8.333	07-Sep-21
16	S Smith	46.4	3.662	07-Sep-21	16	S Smith	5.71	9.951	30-Nov-21	16	S Smith	24.2	7.639	07-Sep-21
17	L Pateman	36.6	2.888	07-Sep-21	17	S Gray (M)	6.23	9.120	07-Sep-21	17	L Pateman	23.2	7.323	07-Sep-21
Pos	Junior	Laps	MPH	Date	Pos	Junior	Time	MPH	Date	Pos	Junior	Laps	MPH	Date
1	H Smith	48.8	3.851	30-Nov-21	1	H Smith	5.21	10.906	30-Nov-21	1	H Smith	25.2	7.955	30-Nov-21
2	J Lawson	44.0	3.472	30-Nov-21	2	J Lawson	5.84	9.729	30-Nov-21	2	J Lawson	24.6	7.765	30-Nov-21



Knockhill Best Off Chart GC

Qualifying					Fastest Laps					Race Laps				
Pos	Adult	Laps	MPH	Date	Pos	Adult	Time	MPH	Date	Pos	Adult	Laps	MPH	Date
1	A Smith	82.0	6.471	30-Nov-21	1	A Smith	3.58	15.871	30-Nov-21	1	A Smith	45.9	14.489	30-Nov-21
2	S Goodlip	76.7	6.053	07-Sep-21	2	L Pateman	3.67	15.482	07-Sep-21	2	L Pateman	43.9	13.857	07-Sep-21
3	D Garbett (M)	76.0	5.997	30-Nov-21	3	J Lamb	3.76	15.111	30-Nov-21	3	G Peach (M)	40.8	12.879	30-Nov-21
4	A Turnbull	75.1	5.926	30-Nov-21	4	S Goodlip	3.79	14.992	07-Sep-21	4	S Goodlip	40.3	12.721	07-Sep-21
5	P Rees (M)	74.0	5.840	30-Nov-21	5	R Litherland	3.82	14.874	30-Nov-21	5	A Turnbull	40.2	12.689	30-Nov-21
5	R Litherland	74.0	5.840	30-Nov-21	6	D Garbett (M)	3.85	14.758	30-Nov-21	6	R Litherland	40.1	12.658	30-Nov-21
7	N Sismey (M)	72.9	5.753	30-Nov-21	7	A Turnbull	3.92	14.494	30-Nov-21	7	N Sismey (M)	37.7	11.900	30-Nov-21
8	G Peach (M)	72.7	5.737	30-Nov-21	8	G Peach (M)	4.01	14.169	30-Nov-21	8	D Garbett (M)	37.3	11.774	07-Sep-21
9	L Smith	66.2	5.224	07-Sep-21	9	N Sismey (M)	4.24	13.400	30-Nov-21	9	P Rees (M)	36.9	11.648	07-Sep-21
10	J Lamb	66.0	5.208	30-Nov-21	10	P Rees (M)	4.25	13.369	30-Nov-21	10	C Cooper	35.9	11.332	30-Nov-21
11	L Blacker	65.0	5.129	30-Nov-21	10	C Cooper	4.25	13.369	30-Nov-21	11	J Lamb	35.8	11.300	30-Nov-21
12	R Lawson	62.5	4.932	30-Nov-21	12	L Smith	4.32	13.152	07-Sep-21	11	L Blacker	35.8	11.300	30-Nov-21
13	C Cooper	62.0	4.893	30-Nov-21	13	L Blacker	4.44	12.797	30-Nov-21	13	L Smith	34.4	10.859	07-Sep-21
14	L Pateman	61.1	4.822	07-Sep-21	14	R Lawson	4.73	12.012	30-Nov-21	14	R Lawson	34.2	10.795	30-Nov-21
15	S Smith	60.1	4.743	30-Nov-21	15	D Turnbull	4.81	11.812	30-Nov-21	15	S Smith	32.2	10.164	30-Nov-21
16	S Gray (M)	53.8	4.246	07-Sep-21	16	S Smith	5.04	11.273	30-Nov-21	16	D Turnbull	29.1	9.186	30-Nov-21
17	D Turnbull	52.1	4.111	30-Nov-21	17	S Gray (M)	5.29	10.741	07-Sep-21	17	S Gray (M)	28.8	9.091	07-Sep-21
Pos	Junior	Laps	MPH	Date	Pos	Junior	Time	MPH	Date	Pos	Junior	Laps	MPH	Date
1	H Smith	58.1	4.585	07-Sep-21	1	H Smith	4.46	12.739	30-Nov-21	1	H Smith	31.8	10.038	30-Nov-21
2	J Lawson	57.9	4.569	30-Nov-21	2	J Lawson	4.93	11.525	30-Nov-21	2	J Lawson	30.2	9.533	30-Nov-21



 Razorlite Lexans HO Facebook Page

Email: razor_lexan@outlook.com




























Post & Packaging Costs for up to 10 Bodies & Clips
UK from £4.00 Europe from £6.00 USA from £8.00



LEXAN BODY CATALOGUE





























<p>Legends</p> <p>SWB = 38mm (1.5") between axle centres LWB = 41mm (1.6") between axle centres Mega G = 43mm (1.7") between axle centres</p>	 AC Cobra Concept car Convertible SWB 28mm Clip	 Acura NSX Concept Car 2012 LWB 30mm Clip	 Acura NSX GT3 2017 LWB 30mm Clip	 Alfa Romeo 155 Touring Car LWB 29mm Clip
 Alfa Romeo 4C SWB 30mm Clip	 Alfa Romeo 8C Competizione SWB or LWB 28mm Clip	 Alfa Romeo BTCC LWB 30mm Clip	 Alfa Romeo SZ Mega G/G+ 31mm Clip	 Alfa Romeo TZ3 Corsa SWB 29mm Clip
 Aston Martin DBR 9 Mega G/G+ 30mm Clip	 Aston Martin DBS LWB 28mm Clip	 Aston Martin Vantage GTe LWB 26mm Clip	 Audacious (Hot Wheels) LWB 28mm Clip	 Audi R8 GT Mega G/G+ 31mm Clip

				
Audi R8 GT3 LWB 31mm Clip	Audi R10 Tdi (LMP) LWB 33mm Body Pins (Rec)	Audi S3 BTCC LWB 27mm Clip	Austin Mini Cooper SWB 28mm Clip	Bentley Continental GT3 LWB 30mm Clip
				
BMW 2002tii 1974 LWB 26mm Clip	BMW 3.0 CSL 1973 LWB 27mm Clip	BMW 320i Turbo Grp 5 SWB 27mm Clip	BMW i8 LWB or Mega G/G+ 29mm Clip	BMW 1 Series BTCC LWB 29mm Clip
				
BMW M1 SWB 30mm Clip	BMW M3 GT2 LWB 27mm Clip	BMW M3 GTr 1994 LWB 27mm Clip	BMW Z4 GT3 LWB 27mm Clip	BMW Z8 Convertible LWB 30mm Clip
				
Boneshaker (Hot Wheels) Funny Car LWB 23mm Clip	Bugatti EB110 SWB 32mm Clip	Bugatti Veyron LWB 31mm Clip	Chevrolet Nastruck Pick Up LWB 30mm Clip	Chevron B19 SWB 29mm Clip
				
Chevron B19.L LWB 29mm Clip	Corvette CSR GT SWB 30mmClip	Corvette C7R GT LWB 26mm Clip	Corvette C7R GT 2017 LWB 31mm Clip	Corvette Daytona Prototype SWB 30mm Clip
				
Corvette Stingray 1969 SWB 30mm Clip	Corvette Stingray 2014 LWB 29mm Clip	Corvette Stingray Convertible 1967 Mega G/G+ 31mm Clip	Corvette Stingray Convertible 2014 LWB 29mm Clip	






				
Datsun S30 Fairlady Z 1975 SWB 26mm Clip	Datsun 240Z LWB 27mm Clip	Datsun 240Z SWB 27mm Clip	De Tomaso Pantera GTS LWB 31mm Clip	Dodge Challenger LWB 31mm Clip
				
Dodge Challenger Mega G/G+ 29mm Clip	Dodge Viper 1996 LWB 31mm Clip	Dodge Viper SRT LWB 27mm Clip		
				
Ferrari 250 GT Berlinetta Lusso 1964 SWB 30mm Clip	Ferrari 250 GTO LWB 29mm Clip	Ferrari 308 Gtb LWB 28mm Clip	Ferrari 330 P4 LWB 31mm Clip	Ferrari 333 SP LWB 29mm Clip
				
Ferrari 360 Mega G/G+ 30mm Clip	Ferrari 365 GTb Daytona SWB 28mm Clip	Ferrari 458 Gtb LWB 30mm Clip	Ferrari 488 Gte LWB 29mm Clip	Ferrari 512 LM SWB or LWB 29mm Clip
				
Ferrari 575 Gtc LWB 30mm Clip	Ferrari 599 GTb LWB 30mm Clip	Ferrari 612 Can Am SWB 32mm Clip	Ferrari F40 SWB 29mm Clip	Ferrari F40 (Tyco) SWB 32mm Clip

				
Ferrari LaFerrari LWB 28mm Clip	Ferrari Testarossa SWB 32mm Clip			
				
Ford Boss Mustang Mega G/G+ 30mm Clip	Ford Capri SWB 30mm Clip	Ford Custom Van LWB 30mm Clip	Ford Escort SWB 29mm Clip	Ford Fiesta 2012 LWB 26mm Clip
				
Ford Focus RS BTCC LWB 29mm Clip	Ford Focus RS LWB 29mm Clip	Ford GT 2006 LWB 29mm Clip	Ford GT 2016 LWB Body Pins Only	Ford GT40 SWB 29mm Clip
				
Ford Mustang 2005 LWB 27mm Clip	Ford Mustang Custom 2012 LWB or Mega G/G+ 28mm Clip	Ford Mustang 2013 LWB 31mm Clip	Ford P68 Grp 6 LWB 33mm Clip	Ford Shelby GR-1 Concept car LWB 29mm Clip
				
Ford Thunderbird Nascar LWB or Mega G/G+ 30mm Clip	Funny Car Pink Panther LWB 29mm Clip		Greenwood Corvette 1977 LWB or Mega G/G+ 25mm Clip	
				
Honda Civic BTCC LWB 28mm Clip	Honda Integra LWB 28mm Clip	Honda NSX JGTC LWB 30mm Clip	Honda S 2000 SWB 26mm Clip	

				
Jaguar D Type LWB 30mm Clip	Jaguar XJ 220 LWB or Mega G/G+ 29mm Clip	Jaguar XJ 220 Micro Scalextric LWB 32mm Clip	Jaguar XJR 5 (Grp44) SWB 32mm Clip	Jaguar XJR 9 (Grp C) SWB or LWB 33mm Clip
				
Jaguar XKR GT3 LWB 30mm Clip		Koenigsegg CCX LWB 30mm Clip		
				
Lamborghini Aventador LWB 31mm Clip	Lamborghini Contach SWB 29mm Clip	Lamborghini Huracan GT3 LWB or Mega G/G+ 32mm Clip	Lamborghini Miura Concept LWB 30mm Clip	Lamborghini Miura Jota SWB 28mm Clip
				
Lamborghini Murcielago LWB 31mm Clip	Lamborghini Reventon LWB 30mm Clip	Lancia LC 2 SWB 31mm Clip	Lancia Stratos SWB 28mm Clip	Legend Race Car SWB 24mm Clip
				
LMP 3 Race Car LWB 33mm Body Pins (Rec)	Lotus Elise/Exige LWB 27mm Clip	Lotus Europa LWB 31mm Clip		
				
Marcos LM 600 SWB 30mm Clip	Matchbox Hi Trailer LWB 33mm Clip	Mazda 787b (Grp C) LWB 30mm Clip	Mazda MX5 SWB 28mm Clip	Mazda RX 7 SWB 27mm Clip

				
McLaren F1 Gtr LWB 28mm Clip	McLaren F1 GTr Long Tail LWB 28mm Clip	McLaren Mercedes SLR LWB or Mega G/G+ 31mm Clip	McLaren MP4 12C GT3 LWB 28mm Clip	McLaren P1 LWB 29mm Clip
				
Mercedes CLK GTB LWB 30mm Clip	Mercedes DTM Car LWB 30mm Clip	Mercedes GLK Class SUV LWB 29mm Clip	Mercedes SLS GT3 LWB or Mega G/G+ 31mm Clip	MG 6 GT BTCC LWB 28mm Clip
				
Mini Mini Cooper LWB 27mm Clip	Mitsubishi Lancer EVO Mega G/G+ 29mm Clip	Morris Minor LWB 27mm Clip	Mustang GT 500 1967 SWB 30mm Clip	Mustang Mach 1 SWB 30mm Clip
				
Nissan 300 ZX SWB 31mm Clip	Nissan / Datsun Fairlady 2000 LWB 26mm Clip	Nissan GT-R LWB 29mm Clip	Nissan March 86G (GTP) SWB or LWB 31mm Clip	Nissan Nismo GT3 LWB 29mm Clip
				
Nissan R381 SWB 28mm Clip	Nissan R390 GT LWB 32mm Clip	Nissan R89C 1989 LWB 32mm Clip	Nissan Skyline GT-R 1977 LWB 27mm Clip	Nissan Skyline R32 SWB 30mm Clip
				
Nissan Grp C SWB or LWB 32mm Clip				

 Pagini Huayra LWB 29mm Clip	 Pagini Zonda C12 LWB 30mm Clip	 Panoz GTR-1 LWB or Mega G/G+ 28mm Clip	 Panoz LMP-1 1999 LWB 32mm Clip	 Peugeot 905 (Grp C) SWB or LWB 31mm Clip
 Peugeot 908 (LMP) LWB or Mega G/G+ 33mm Body Pins (Rec)	 Plymouth Superbird 1970 LWB or Mega G/G+ 30mm Clip	 Pontiac Firebird 1977 LWB or Mega G/G+ 30mm Clip	 Porsche 908 Tyco SWB 29mm Clip	 Porsche 908/02 Spider 1969 SWB 31mm Clip
 Porsche 910 LWB or Mega G/G+ 32mm Clip	 Porsche 911 GT1 1977 SWB or LWB 26mm Clip	 Porsche 911 GT3 (Wing) SWB 27mm Clip	 Porsche 911 GT3 RS LWB 29mm Clip	 Porsche 911 (991) Turbo RSR GT LWB 28mm Clip
 Porsche 914 SWB 28mm Clip	 Porsche 917 SWB or LWB 31mm Clip	 Porsche 934 turbo RSR SWB 26mm Clip	 Porsche 935 Turbo SWB 28mm Clip	 Porsche 956/962 (Grp C) Tomy SWB 31mm Clip
 Porsche 956/962 (Grp C) Tyco LWB 32mm Clip	 Porsche 959 SWB 29mm Clip	 Porsche Carrera GT LWB or Mega G/G+ 28mm Clip		 Racing Truck SWB 32mm Clip
 Rally Car (Corgi) LWB 27mm Clip	 Renault Clio Cup Car LWB or Mega G/G+ 30mm Clip	 Renault Clio V6 LWB 29mm Clip	 Renault Megane Trophy LWB or Mega G/G+ 30mm Clip	 Renault RS01 GT LWB 28mm Clip

				
Sauber Mercedes C11 (Grp C) SWB or LWB 32mm Clip	Shadow Mk 11a LWB 31mm Clip	Shelby Cobra Daytona Coupe 1964 SWB 31mm Clip	Street Hot Rod Mega G/G+ 22mm Clip	Subaru Imprezza Mega G/G+ 30mm Clip
				
Subaru Levorg BTCC LWB 28mm Clip	Tesla Model S LWB 27mm Clip	Tomy Nascar SWB 32mm Clip	Toyota 88C-V (Grp C) SWB or LWB 32mm Clip	Toyota MR2 LWB 28mm Clip
				
Toyota TS 050 (LMP1) LWB 33mm Body Pins (Rec)	Triumph TR 7 LWB 28mm Clip	Tyco Nascar SWB 32mm Clip		Zakspeed Capri Grp 5 SWB or LWB 30mm Clip
				
AFX to Super G Clip	Lexan Clips various sizes Endbell Tool	Set-up/Run-in Block	Personalised Tech Block	Low Viscosity Oil Pinion Removal Fitting tool

3D Printed Items

All clips are now made from Nylon

Body Clips for Mega G / G+ Chassis	£1.00	Pinion Removal / Refitting Tool	£3.50
Body Clips for Super G+ / Viper / BSRT Chassis	£1.00	Car Set Up Block	£8.50
Body Clips for Tomy Turbo F1 Chassis	£1.00	Personalised Set-up Station	£20.00
Lowered Body Clip for Mega G / G+ Chassis	£1.00	End Bell Tool	£3.50
Lowered Body Clip for Super G Chassis	£1.00	Low Viscosity Oil	£4.50

(For mounting hard plastic bodies)

50p Discount available if Clip Purchased with a Body

Where is DHORC?

Derby HO Racing Club

dhorc

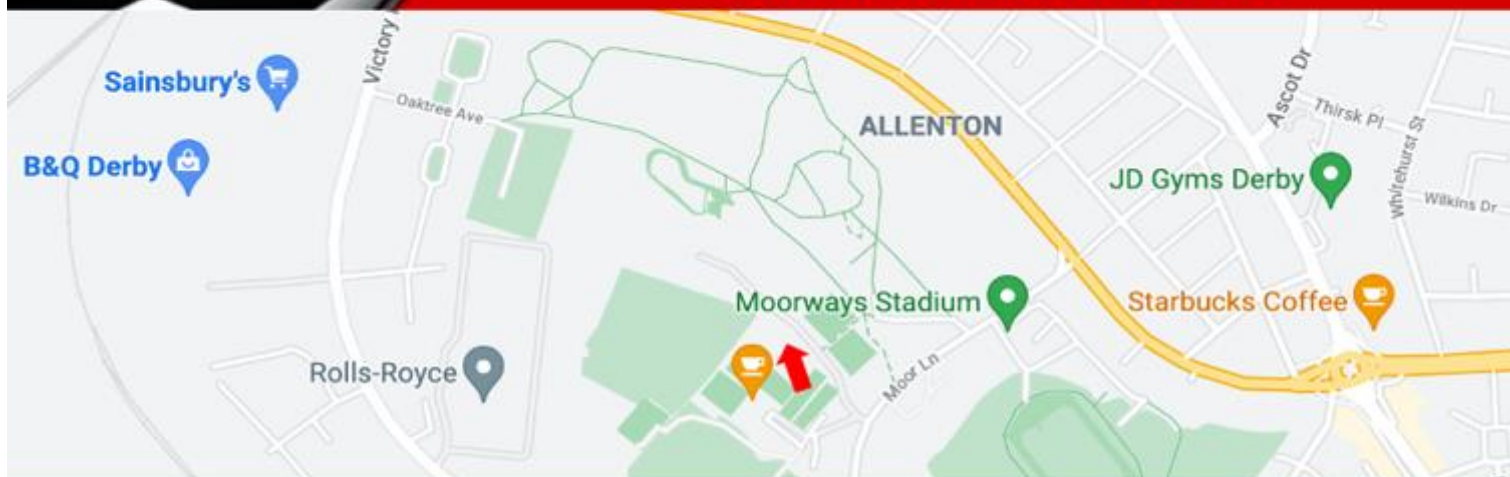
Home of HO Le Mans

Sponsored by
HARDEN CREEK
SLOTCARS

Derby H:O Racing Club
A Record Breaking Club



www.dhorc.co.uk



DHORC's Club Room



Derby Leisure Ltd Table Tennis Room

Derby Leisure Ltd,
Moor Lane, Allenton
Derby, DE24 9HY

Derby HO Racing Club
dhorc
Home of HO Le Mans
Carrera DIGITAL

Nick Sismey
sismey80@hotmail.co.uk
07984 339192