

Visit dhorc.co.uk or Find us on **facebook**

Derby HO Racing Club

dhorc

Home of HO Le Mans

Sponsored by
HARDEN CREEK
SLOT CARS

Club Night

6 4 2

Round 12

Knockhill

17 May 22

What's new in
the TT Room?

dhorc

24h
LE MANS

ADULTS

- 01 A SMITH
- 02 L PATEMAN
- 03 A TURNBULL

JUNIORS

- 01 L BOWLES
- 02 H SMITH
- 03 J THOMPSON

This Week: DHORC baseball caps of many colours





About:



History and Key Facts

HO Club founded on 7 July 1992

- DHORC: Derby HO Racing Club ("HO" Is The Scale = 1/64th)
- Section of Derby Leisure Limited, open to all!
- Home of world famous international Le Mans 24 Hour race.
- Smaller scale version of Scalextric, once set up works all night!
- Four-lane circuits
- Computerised timing
- Statistics for every meeting and every member since July 1992
- Over 20 race meetings each year
- 50+ circuit designs, up to 567 feet in length
- Eight-lane routed Rockingham oval
- Two car categories – Tyco open wheel (F1)
 - Tomy SGP, BSRT, VSR enclosed wheel (GC)



ADULTS	JUNIORS
01 S GOODLIP	01 L BOWLES
02 P REES	02 J THOMPSON
03 C BOWLES	03 J LAWSON

Carrera Digital Club 1st race 18 January 2022

- 1/32nd Carrera Digital GT Cars
- 12 Evenings a year, minimum 2x15-minute races per driver per evening.
- 4 circuits, 3 evenings per circuit
- Full computerised timing and stats through SmartRace App



The Club Nights and Magazine Coverage

HO

- Racing starts between 18:45 and 19:00 hours – Finished by 21:30 hours
- Minimum of four 3-minute qualifying races & one Final (F1 or GC) for each member
- Championship points for all members
- Race report, news, photos and stats included in HO Magazine

Carrera Digital

- Racing starts between 18:00 and 18:15 hours – Finished by 21:30 hours
- Race report, news, photos and stats included in Carrera Magazine
- Championship points for all members
- Rules & regulations booklet covering all the DHORC rules produced each year
- Great family atmosphere, a help-all culture

Membership Fees, Car Costs and Prizes

- Adult £30 and junior (under 16) £15 for HO & Carrera, £40/£20 combined
- Only £50 Total expenditure for two cars HO Cars, £65 one Carrera
- All cars and spares can be bought at club
- Adult, Masters (over 56), Junior (16 & under) championships



Round 7	Round 8	Round 9
01 D Garbett	01 N Sismey	01 D Garbett
02 N Sismey	02 D Garbett	02 N Sismey
03 A Smith	03 S White	03 S White

Championship prizes adult / junior per meeting (Not paid out in 2022)

1 st	£5	£3
2 nd	£3	£2
3 rd	£1	£1



Editorial 642



The Kings are dead, long live the Kings! With us deciding that we no longer wish to run the Le Mans track in the Sports Hall and the Rockingham track in the Nightingale Hall, as the logistics just outweigh the reward now, we are looking into how we can still utilise some of **Brad Bowman's** incredible routed track pieces. **Phil Rees** has come up with the idea of modifying some of the straights used on both Le Mans and Rockingham so we can fit a shorter Rockingham oval in the Table Tennis room.

In addition to this we are also looking at utilising some of the Le Mans corner pieces to make a fully routed Rockingham oval/infield track. Even to do this the logistics are, at least initially, huge, as the three large boxes holding the Le Mans corners are all stored away from the Table Tennis room. Long time DHORC stalwart **Roy Masters** has kindly stored them for us, therefore we need to transport them to our Club Room and then decide which pieces of track we can utilise and which we no longer need. We will then, unfortunately, have to scrap any track we can't use which will be the final death knell for Le Mans. However, on the bright side we would have a superb new routed track for all to use! Watch this space for more info over the next few months.



While on the subject of Phil's ideas, a big thank you to him and **John Lamb** for coming up with the idea and making a new cupboard on Sunday (See Page 13) for both our HO and Digital track etc.

Congratulations to all of our winners at Knockhill, **Angus Smith** for taking both the Adults and Masters, together with **Lewis Bowles** for winning the Juniors. Also, congrats to **Laura Edwards** for becoming our 25th Final winner of the year! **Nick Sismey**,

Front Cover: Go Blue Lane Go!!

Derby HO Racing Club		Committee...2022		Derby HO Racing Club	
Chairman / Treasurer	Nick Sismey	M 07984 339 192		sismey80@hotmail.co.uk	
Vice Chairman	Phil Rees	M 07912 378 652		dhorcman.p.r@ntlworld.com	
Secretary	Laura Edwards	M 07501 217 254		laurabubbles07@hotmail.co.uk	
Spares	Geoff Peach	M 07443 585 902		geoff@geoffpeach.com	
Race Control/Scrutineer	John Lamb	M 07758 917 497		john.lamb22@ntlworld.com	
Race Control	Liam Smith	M 07477 698 158		liam-smith-93@hotmail.co.uk	
Race Control	Darryn Mutch	M 07954 741 677		darrynmutch@live.co.uk	
Scrutineer	Angus Smith	M 07591 813 431		angus@angussmith500.plus.com	
Scrutineer	Dean Garbett	M 07964 854 084		garbett@sky.com	

ROLLS-ROYCE SLOT CAR MAGAZINE IS PUBLISHED AND COPYRIGHT 2022 BY DHORC, AND NO PORTION MAY BE REPRODUCED OR TRANSMITTED WITHOUT WRITTEN PERMISSION, AND MAY CONTAIN ARTICLES AND GRAPHICS REPRINTED WITH THE PERMISSION OF THE ORIGINAL COPYRIGHT HOLDER, WHO RETAINS ALL RIGHTS,

Contents642

Page	Details
003	Editorial
004	Contents
005	News & Views Including..... <ul style="list-style-type: none"> 1. Acknowledgements 2. DHORC baseball caps of many colours 3. Joint HO/Digital Championship after 24 rounds 4. Olleco event at Donington Park - 5May22 5. Next Donington Park event - 29May22 6. We have a fab new HO/Carrera Digital cupboard!
006	2022 Calendar
008	2022 Winners & Continuous Club Night Attendance Records
010	DHORC Official Clothing
012	Slot Cars & Spares
014	Razorlite Lexans HO
015	Race Report – Knockhill – 17th May 2022 - Round 12 of 30 Including..... <ul style="list-style-type: none"> Page 23 - Race Results Page 31 - Best Results Page 37 - Championship Tables
042	Members' Statistics
055	Next Race - Oulton Park – 7th June 2022 - Rounds 13 & 14 of 30
057	Razorlite Lexans HO Catalogue

www.slotcarsdirect.com



Slot Cars Direct are proud to be the HO parts supplier to Derby HO Racing Club, keeping them in Tip Top Form for a great nights racing.




We stock parts for and from manufacturers like:
 ViperVSR, WIZZARDHO, Tomy AFX, AuroraAFX, Tyco, Mattel, Matchbox, Ideal TCR, Micro Scalextric, Marchon, Silicone Tyres, Lexan Bodies, BSRT, HC Venom Products, Special Lexan Mounting Clips.

News & Views.....642

1. Acknowledgements for DHORC 642

Phil Rees	Parc Ferme & Everything Else	Adam Turnbull	Packing Away
John Lamb	Setting Up, RC & Packing Away	Lee Pateman	Packing Away
Angus Smith	Setting Up & Packing Away	Geoff Peach	Spares
Dan Turnbull	Race Control & Packing Away	Lewis Blacker	Packing Away
Liam Smith	Race Control & Packing Away	Chris Bowles	Packing Away
Simon Goodlip	Race Control & Packing Away	Laura Edwards	Packing Away
Dean Garbett	Packing Away	Dave Edwards	Packing Away
Stuart Gray	Packing Away	Sophie Aisthorpe	Packing Away

2. DHORC baseball caps of many colours

Stuart Gray models his smart new green DHORC baseball cap. **Phil Rees** has a red one and I a navy blue one. We also had orders for yellow, pink, purple, white as well as others in red and navy blue on Tuesday night at £12 each. Please let me know if anyone else would like one.












Derby HO Racing Club
Home of HO Le Mans

Calendar 2022



Derby HO Racing Club
Home of HO Le Mans

Day	Date	Location	Round	Round	Track	
Tuesday	11-Jan	Table Tennis Room	1 (F1)	2 (GC)	Long Beach (NEW)	
Tuesday	01-Feb	Table Tennis Room	3 (F1)	4 (GC)	Donington Park (NEW)	
Tuesday	22-Feb	Table Tennis Room	5 (F1)	6 (GC)	Nashville (NEW)	
Tuesday	15-Mar	Table Tennis Room	7 (F1)	8 (GC)	Zandvoort (NEW)	
Tuesday	05-Apr	Table Tennis Room	9 (F1)		Mallory Park	
Tuesday	26-Apr	Table Tennis Room	10 (F1)	11 (GC)	Dijon	
Tuesday	17-May	Table Tennis Room	12 (GC)		Knockhill	
Tuesday	07-Jun	Table Tennis Room	13 (F1)	14 (GC)	Oulton Park (NEW)	
Tuesday	28-Jun	Table Tennis Room	15 (F1)	16 (GC)	Long Beach	
Tuesday	19-Jul	Table Tennis Room	17 (F1)	18 (GC)	Donington Park	
Tuesday	09-Aug	Table Tennis Room	19 (F1)	20 (GC)	Nashville	
Tuesday	06-Sept	Table Tennis Room	21 (F1)	22 (GC)	Zandvoort	
Tuesday	27-Sept	Table Tennis Room	23 (F1)	24 (GC)	Mallory Park	
Tuesday	18-Oct	Table Tennis Room	25 (F1)	26 (GC)	Dijon	
Tuesday	08-Nov	Table Tennis Room	27 (F1)	28 (GC)	Knockhill	
Tuesday	29-Nov	Table Tennis Room	29 (F1)	30 (GC)	Oulton Park	



Derby HO Racing Club
Home of HO Le Mans





Carrera
DIGITAL



Derby HO Racing Club
Home of HO Le Mans



Carrera
DIGITAL

Day	Date	Location	Rounds*	Track	
Tuesday	18-Jan	Table Tennis Room	1 2 3	Sebring	
Tuesday	15-Feb	Table Tennis Room	4 5 6	Sebring	
Tuesday	22-Mar	Table Tennis Room	7 8 9	Sebring	
Tuesday	29-Mar	Table Tennis Room	Test Night	Sakhir	
Tuesday	12-Apr	Table Tennis Room	10 11 12	Sakhir	
Tuesday	31-May	Table Tennis Room	13 14 15	Sakhir	
Tuesday	21-Jun	Table Tennis Room	16 17 18	Sakhir	
Tuesday	26-Jul	Table Tennis Room	19 20 21	Daytona Infield	
Tuesday	23-Aug	Table Tennis Room	22 23 24	Daytona Infield	
Tuesday	20-Sept	Table Tennis Room	25 26 27	Daytona Infield	
Tuesday	25-Oct	Table Tennis Room	28 29 30	Fuji	
Tuesday	22-Nov	Table Tennis Room	31 32 33	Fuji	
Tuesday	06-Dec	Table Tennis Room	34 35 36	Fuji	

Key:
 24 or less HO racers then double finals, 25 and above then single finals
 * Could be more than three Digital Rounds on a night, depending on attendance.

Note: 65% of HO Rounds count towards DHORC Championship which equals 20
Note: 65% of Digital Rounds count towards Carrera Championship.

3. Joint HO/Digital Championship after 24 rounds

Just for a bit of fun here is the joint HO/Digital Championship standings after 12 rounds in both the HO and Digital Championships.

DHORC HO/Carrera Points									
Pos	Competitor	HO	Carrera	Total	Pos	Competitor	HO	Carrera	Total
1	A Smith	414	415	829	16	C Bowles	280	N/A	280
2	D Garbett	313	470	783	17	L Smith	93	179	272
3	N Sismey	351	324	675	18	L Edwards	129	125	254
4	P Rees	388	263	651	19	D Turnbull	217	N/A	217
5	L Pateman	452	189	641	20	R Booth	N/A	204	204
6	G Peach	315	299	614	21	M Dutson	95	74	169
7	S Goodlip	371	190	561	22	M Thorpe	N/A	168	168
8	L Blacker	251	184	435	23	R Lawson	140	N/A	140
9	D Edwards	195	222	417	24	A Thompson	127	N/A	127
10	S Gray	248	135	383	25	R Hill	N/A	108	108
11	A Turnbull	378	N/A	378	26	S Smith	103	N/A	103
12	C Cooper	182	174	356	27	S Kerr	61	N/A	61
13	S White	N/A	333	333	28	J Yates	N/A	44	44
14	J Lamb	144	154	298	29	J Johnson	N/A	38	38
15	R Litherland	281	N/A	281	30	R Masters	30	N/A	30

4. Olleco event at Donington Park – 5May22

With thanks to Dave Edwards, Macaully Dutson, John Lamb, Darryn Mutch and Phil Rees we ran a successful corporate event for Olleco (See Page 9) in the Launch Pad at Donington Park.



Winners 2022

F1 Qualifies on **Yellow & Red**, GC on **Green & Blue** Lanes up to Round 15

Day	Date	Rnd	Track	Final	Adults	Masters	Juniors	Wooden
Tue	11-Jan	1	Long Beach	F1	P Rees	P Rees	J Lawson	J Lamb
Tue	11-Jan	2	Long Beach	GC	L Pateman	N Sismey	J Lawson	L Blacker
Tue	01-Feb	3	Donington Park	F1	A Smith	A Smith	J Lawson (3)	J Lamb (2)
Tue	01-Feb	4	Donington Park	GC	L Pateman	A Smith	L Bowles	R Masters
Tue	22-Feb	5	Nashville	F1	A Turnbull	N Sismey (2)	L Bowles	A Thompson
Tue	22-Feb	6	Nashville	GC	A Smith	A Smith	L Bowles	A Thompson
Tue	15-Mar	7	Zandvoort	F1	S Goodlip	P Rees	L Bowles	A Thompson
Tue	15-Mar	8	Zandvoort	GC	A Smith	A Smith	L Bowles	A Thompson
Tue	05-Apr	9	Mallory Park	F1	S Goodlip	A Smith	L Bowles	S Kerr
Tue	26-Apr	10	Dijon Prenois	F1	S Goodlip (3)	P Rees (3)	J Thompson	A Thompson
Tue	26-Apr	11	Dijon Prenois	GC	L Pateman (3)	A Smith	H Smith	S Kerr (2)
Tue	17-May	12	Knockhill	GC	A Smith (4)	A Smith (7)	L Bowles (7)	A Thompson (8)
Tue	07-Jun	13	Oulton Park	F1				
Tue	07-Jun	14	Oulton Park	GC				
Tue	28-Jun	15	Long Beach	F1				
Tue	28-Jun	16	Long Beach	GC				
Tue	19-Jul	17	Donington Park	F1				
Tue	19-Jul	18	Donington Park	GC				
Tue	09-Aug	19	Nashville	F1				
Tue	09-Aug	20	Nashville	GC				
Tue	06-Sept	21	Zandvoort	F1				
Tue	06-Sept	22	Zandvoort	GC				
Tue	27-Sept	23	Mallory Park	F1				
Tue	27-Sept	24	Mallory Park	GC				
Tue	18-Oct	25	Dijon Prenois	F1				
Tue	18-Oct	26	Dijon Prenois	GC				
Tue	08-Nov	27	Knockhill	F1				
Tue	08-Nov	28	Knockhill	GC				
Tue	29-Nov	29	Oulton Park	F1				
Tue	29-Nov	30	Oulton Park	GC				

Race Winners



Adults



Angus Smith
Adults

Masters



Angus Smith
Masters

Juniors



Lewis Bowles
Juniors

Wooden



Andrew Thompson
Wooden

Continuous Club Night Attendance Records

Members below have built up ten or more continuous Club Night attendances, including DHORC 642:-

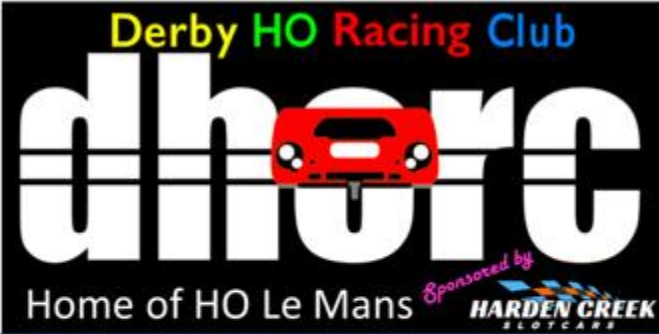
Nick Sismey	191 Club Nights	Geoff Peach	31	Dean Garbett	30
Phil Rees	28	Adam Turnbull	20	Lewis Blacker	14
Stuart Gray	12	Lee Pateman	12	Chris Bowles	10
Lewis Bowles	10	Angus Smith	10		

Record Continuous Club Night Attendance Nick Sismey 191

Record Continuous Evening Attendance Phil Rees 180

Record Continuous Club Night Attendance from 1st Race Martin Allsopp 131





Official Clothing



Please contact Nick Sismey



5. Next Donington Park event – 29May22

Our next Donington Park event is at the British GT Championship on 29May22.

**BRITISH
GT CHAMPIONSHIP**
FEATURING GB3 AND GB4

**28/29 MAY
DONINGTON PARK**

INTELLIGENTMONEY 

 **BRITISH GT
CHAMPIONSHIP**

**GB3
CHAMPIONSHIP**
**GB4
CHAMPIONSHIP**

DoningtonPark 

The poster features a white Porsche Carrera GT with racing number 33 and a white Formula 1 car with racing number 34. The background is a gradient of blue and purple.

Slot Cars & Spares



Open Wheel (F1)

Chassis	£10.00
Car (+ £7.5 if Painted)	£15.00
Resin Shell (+ £7.5 if Painted)	£6.00
Pickup Shoes (Pair)	£1.00
Pickup Springs	£0.25
Pinion Gear	£1.00
Front Tyres (Pair)	£1.50
Front Axle	£2.00
Brush Springs (Pair)	£1.00
Brushes (Pair)	£1.00
Motor Magnets (Pair)	£2.45
Bulkhead	£5.00
Armature	£4.00
Crown Gear	£2.00
Rear Tyres (Pair)	£2.00
Rear Axle	£3.00
Guide Pins	£1.00
Traction Magnets (Pair)	£2.00
Brush Tubes (Pair)	£2.00



Enclosed Wheel (GC)

#902 G3 or VSR Chassis	£30.00 (1st one £20)
Wet Weather V-Jet	£31.50
Painted Lexan Body	£7.50+
#250B G3 Pickup Shoes (Pair)	£1.00
Pickup Springs	£0.25
#417 7T Delrin Pinion Gear	£1.00
SGP Black Pinion	£0.30
#950 G3 Front Tyres (Pair)	£1.50
Front Axle, Wheels and Tyres	£4.00
Rear Axle and Washer	£5.50
Rear Double Flanged Hubs (Pair)	£3.50
#925 G3 Endbell	£6.00
Armature	£4.00
24T Delrin Crown Gear	£2.00
Spacer washer	£0.25
22T VSR Crown Gear	£2.00
Rear Tyres (Pair)	£2.00
#941 Guide Pins	£1.00
Front Wheels (Pair)	£2.00
VSR Pro Blank Chassis	£8.50
Front Axle, Hubs & 'O' Rings	£3.00



Updated 30Sep18

6. We have a fab new HO/Carrera Digital cupboard!



Wow, now that's what you call a cupboard! With thanks to **Phil Rees** and **John Lamb** we now have a cupboard to store both our HO and Carrera Digital track etc in the Table Tennis Room! The same cupboard did use much of the wood from the Le Mans drivers' stand however, including the thick panels the drivers stood on. Therefore, another reason why we doubt Le Mans will run again unfortunately.





Clear Plastic Bodies to suit a Variety of HO Chassis many not found elsewhere check out the full list with the shop button on our Facebook page



Race Report



Round 12
Knockhill
17th May 2022

Round 12

Knockhill (UK)

Rounds 27&28

Previous Results

Adults				1st	2nd	3rd
DHORC 621 F1	07-Sept	2021	83'4"	S Goodlip	P Rees	N Sismey
DHORC 622 GC	07-Sept	2021	83'4"	S Goodlip	R Litherland	P Rees
DHORC 629 F1	30-Nov	2021	83'4"	P Rees	A Smith	A Turnbull
DHORC 630 GC	30-Nov	2021	83'4"	A Smith	R Litherland	A Turnbull
DHORC 642	17-May	2022	83'4"	A Smith	L Pateman	A Turnbull
DHORC 657 F1	08-Nov	2022	83'4"			
DHORC 658 GC	08-Nov	2022	83'4"			

Juniors				1st	2nd	3rd
DHORC 621 F1	07-Sept	2021	83'4"	J Lawson	H Smith	N/A
DHORC 622 GC	07-Sept	2021	83'4"	H Smith	J Lawson	N/A
DHORC 629 F1	30-Nov	2021	83'4"	H Smith	J Lawson	N/A
DHORC 630 GC	30-Nov	2021	83'4"	H Smith	J Lawson	N/A
DHORC 642	17-May	2022	83'4"	C Bowles	H Smith	J Thompson
DHORC 657 F1	08-Nov	2022	83'4"			
DHORC 658 GC	08-Nov	2022	83'4"			

Circuit Records

Lap Length 83'4"

Qualifying

F1/GC	A Smith	17May22
	146.7 Laps	
F1	P Rees	30Nov21
63.0 Laps		
GC	A Smith	30Nov21
82.0 Laps		

Fastest Laps

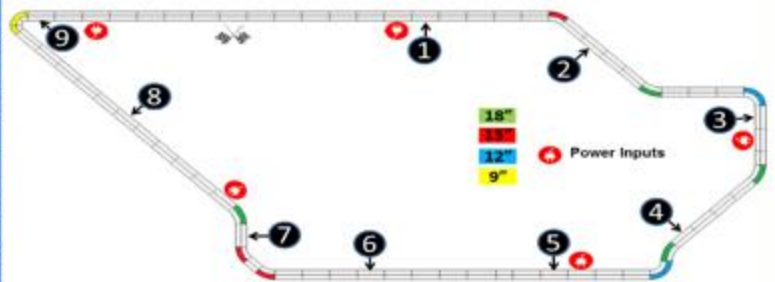
F1	A Smith	30Nov21
4.64 Secs		
GC	L Pateman	17May22
3.54 Secs		

Race Laps

F1	P Rees	30Nov21
34.7 Laps		
GC	A Smith	30Nov21
45.9 Laps		

Final Points

7.5 Points	A Smith	30Nov21
------------	---------	---------



DHORC 642



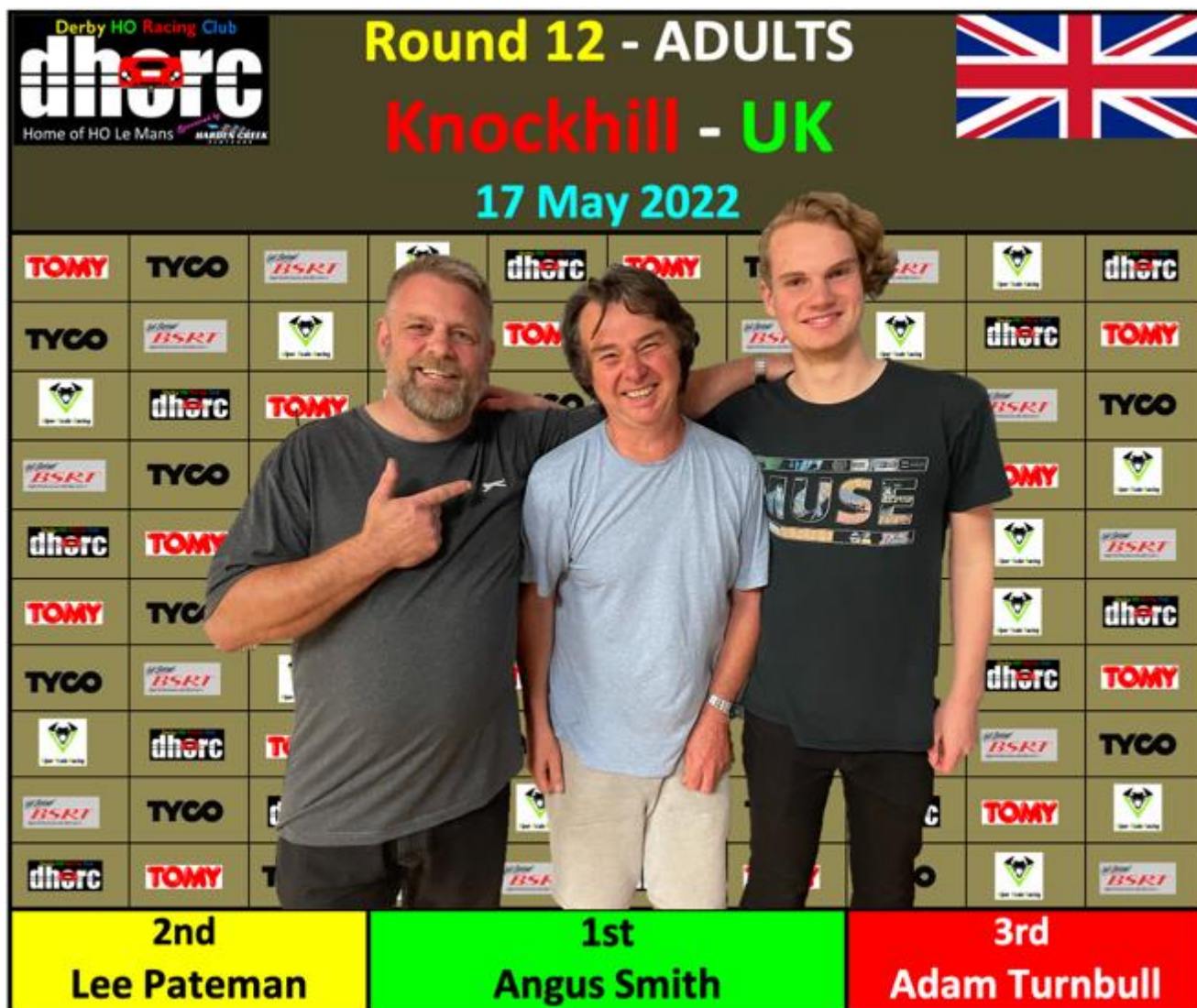


Ella Doyle was chuffed with her first HO cars

Angus wins close battle on single final night

'A' Final – Angus Smith came out on top following an incredibly close battle with Championship leader **Lee Pateman**. Just 0.8 Laps separated the two after 12 minutes of Qualifying on the super quick Knockhill circuit. Angus then equalled his own GC laps track record to beat Lee by a mere 1.7 laps in the 'A'. This was Angus' 50th best race laps on the night from 141 Club Nights. In an attempt to beat Angus, Lee broke the former's fastest GC lap record by 0.04 seconds, before just falling short in the last race of the night. He does however continue to lead the Championship by 38 points.

Adam Turnbull found himself on the podium for the fourth time in 2022 after winning the 'B' Final, although any battle with **Simon Goodlip** was soon erased when Simon's car lost a tyre and therefore its handling. Adam was seven laps behind Lee but just 2.5 laps ahead of Simon as he fought with his car through the fast bends.



'B' Final – **Chris Bowles** matched Adam on lap time in the 'B' as they tussled for a place in the 'A'. You could throw the same oily rag over both cars so close were they throughout most of the Final. Over the last 30 seconds however Adam was able to lap Chris and take the win by exactly the same margin that Angus won the 'A'. **Nick Sismey** couldn't match these two, lapping 0.17 seconds slower, dropping two laps to Chris. **Phil Rees** moved up from the 'C' to get to within two laps of Nick.

'C' Final – **Geoff Peach** was certainly consistent with his GC car on Tuesday, setting 4.27 second lap times in both Qualifying races and 4.20 seconds in the 'C' Final. Phil however was more consistent in staying on the track here, despite a slower lap time, eking out 1.9 more laps than Geoff. **Dean Garbett** set the fastest F1 lap time in Qualifying as well as winning Yellow Lane. Despite setting the fastest GC lap in the 'C' he fell back 3.7 laps from Geoff. He did however beat 'D' Final winner **Liam Smith** by 0.6 laps, Liam closing out the top ten.

'D' Final – **John Lamb** was the best of the rest in the 'D' behind Liam, and even he was 5.3 laps in arrears, despite setting the fourth fastest lap of the night in Qualifying. Fellow Race Controller **Dan Turnbull** took third here beating **Lewis Blacker** who celebrated his 200th race start by winning the 'E' Final, taking 13th overall in his 201st.

'E' Final – **Dave Edwards** was joined in the 'E' by wife **Laura Edwards** after she became the 25th Member (out of 30) to take a Final win, the 'F'. While Dave could only get within 4.5 laps of hotshot Lewis, who set the fourth most laps of the evening (his previous best being fifth in 7Sep21) together with a PB equalling fifth fastest lap, he was able to add 1.9 laps to **Stuart Gray's** total and 7.6 laps to Laura's. I guess he would have cooked his own supper later that night!

'F' Final – **Steve Smith** needed to complete seven more races to reach 500 on Tuesday night. Unfortunately for him, with 25 racers there would be only one set of Finals therefore he would have to win two Finals to reach 500. Laura made sure he would only complete five, by two laps, so Steve's 500 Polo Shirts stays in its bag for another three weeks! **Macaully Dutson**, in his 22nd race start took home 18th.

'G' Final – **Simon Kerr** took control of the early Final from **Andrew Thompson** with 4.3 laps separating them in Qualifying, and 6.9 in the 'G'.

MASTERS REPORT

Angus in seventh heaven

For the second Club Night running Angus had a terrific battle with Lee in the Adults. His win seeing him take his seventh Masters' win of the year, ahead of a group of Master racers in the Adults, Nick, Phil, Geoff, Dean, followed by Stuart. This win took Angus into the Championship lead from long-time leader Phil.





Angus Smith took his 4th Adult and 7th Masters win – a very happy John Lamb took 11th with the 4th fastest lap



Lewis Bowles continues to lead the Junior Championship with his 7th win, Adam Turnbull was again on the Adult podium

JUNIOR REPORT

Lewis extends Championship lead

'A' Final – Lewis Bowles extended his Championship lead with his seventh win of the year. Having not won since early April Lewis was keen to get back to winning ways but had to overcome a dominant Pole sitter Harry Smith to take victory. With Harry winning three of the four Qualifying rounds to Lewis' one, the latter had to pull out all the stops to top the podium. Not only did he succeed but he broke Harry's Nov'21 GC race laps record in the process, winning the 'A' by 5.7 laps.

Jamie Thompson continues to fill the third step of the podium with a 1.3 lap gap to 'B' Final winner and close friend Tommy Kerr.



'B' Final – Ella Doyle was running her own cars for the first time on Tuesday night, and while she set more laps than Tommy on Blue lane in Qualifying, she couldn't quite catch him in the 'B' Final, with just 0.8 laps separating the two.

Tommy Tyco



Completing five races on Tuesday night Steve Smith is just two away from picking up his 500 Race Start polo shirt. Son Harry Smith, who already has his, took his 2nd Pole of '22



Lee Pateman continues to lead the Championship with 2nd at Knockhill, and setting a new track record, his 274th fastest lap! Geoff Peach took 8th

Race Results

DHORC QUALIFYING SHEETS

Adults.....				Juniors.....					
	GC	F1	GC	F1		GC	F1		
1 PHIL	5.56	4.43	4.83	4.36	21 ELLA	16.7	18.9	11.9	22.4
2 GEE	5.62	3.80	5.04	3.78	22 LEWIS	21.3	29.2	23.7	31.3
3 LEWIS	6.00	4.50	5.93	3.78	23 HARRY	6.73	5.32	10.42	4.88
4 MACAULT	14.4	27.1	16.3	23.2	24 STEVE	6.10	4.82	5.87	4.75
5 NICH	128.0	37.3	31.2	38.3	25	6.24	28.8	25.2	30.1
6 START	5.56	4.35	5.45	4.30	26	6.10	4.82	5.87	4.75
7 RAZOR	6.44	5.43	5.93	4.77	27	22.2	29.2	20.2	39.2
8 ADAM	6.28	4.33	5.55	3.83	28	6.34	4.98	6.37	5.20
9 ANDY	5.37	4.26	5.11	4.47					
10 SIMON	5.30	4.85	5.29	4.28					
11 LIAM	5.46	3.70	5.23	3.68					
12 CHRIS	5.32	3.71	5.34	3.70					
13 GEOFF	5.11	3.94	5.07	3.86					
14 DAN	5.26	3.18	5.25	3.69					
15 ED	5.60	4.27	5.63	4.15					
	5.28	3.57	5.32	3.82					
	5.60	4.17	5.19	4.08					
	5.25	3.72	5.27	3.83					
	6.01	4.27	5.35	4.27					
	5.24	3.47	5.27	3.47					
	6.75	4.80	5.63	4.57					
	5.25	3.83	5.25	3.14					



Who Came Where?

Who Scored What?



Razor in control of the Junior 'B' / Early Adult Final. Andrew Thompson would take home the Wooden Spoon this time. Tommy Kerr would move up to the Junior 'A'. Dad Simon Kerr finished 19th overall while Ella was 5th in the Juniors

QUALIFYING		FINAL POSITIONS			POINTS TOTAL			FINAL POINTS			
POS	ADULT	LAPS	POS	ADULT	PTS	POS	ADULT	PTS	POS	ADULT	PTS
1	A Smith (M)	146.7	1	A Smith (M)	45	1	A Smith (M)	48	1	A Turnbull	3.0
2	L Pateman	145.9	2	L Pateman	38	2	L Pateman	39	2	P Rees (M)	2.5
3	S Goodlip	139.6	3	A Turnbull	34	3	A Turnbull	34	2	L Smith	2.5
4	A Turnbull	135.8	4	S Goodlip	31	4	S Goodlip	32	2	L Blacker	2.5
5	C Bowles	135.2	5	C Bowles	29	5	C Bowles	29	2	L Edwards	2.5
6	N Sismey (M)	134.8	6	N Sismey (M)	28	6	N Sismey (M)	28	6	A Smith (M)	2.0
7	D Garbett (M)	131.1	7	P Rees (M)	27	7	P Rees (M)	27	7	L Pateman	1.5
8	P Rees (M)	131.0	8	G Peach (M)	26	8	G Peach (M)	26	7	C Bowles	1.5
9	G Peach (M)	128.7	9	D Garbett (M)	25	8	D Garbett (M)	26	7	G Peach (M)	1.5
10	D Turnbull	121.5	10	L Smith	24	10	L Smith	24	7	J Lamb	1.5
11	L Smith	120.0	11	J Lamb	23	11	J Lamb	23	7	D Edwards	1.5
12	J Lamb	118.9	12	D Turnbull	22	12	D Turnbull	22	7	S Smith	1.5
13	L Blacker	113.6	13	L Blacker	21	13	L Blacker	21	13	N Sismey (M)	1.0
14	S Gray (M)	113.4	14	D Edwards	20	14	D Edwards	20	13	D Garbett (M)	1.0
15	D Edwards	111.6	15	S Gray (M)	19	15	S Gray (M)	19	13	D Turnbull	1.0
16	L Edwards	110.5	16	L Edwards	18	16	L Edwards	18	13	S Gray (M)	1.0
17	S Smith	101.8	17	S Smith	17	17	S Smith	17	13	M Dutson	1.0
18	S Kerr	96.6	18	M Dutson	16	18	M Dutson	16	18	S Goodlip	0.5
19	A Thompson	92.3	19	S Kerr	15	19	S Kerr	15	19	S Kerr	0.0
20	M Dutson	81.0	20	A Thompson	14	20	A Thompson	14	19	A Thompson	0.0
QUALIFYING		FINAL POSITIONS			POINTS TOTAL			FINAL POINTS			
POS	JUNIOR	LAPS	POS	JUNIOR	PTS	POS	JUNIOR	PTS	POS	JUNIOR	PTS
1	H Smith	109.4	1	L Bowles	45	1	L Bowles	46	1	T Kerr	2.5
2	L Bowles	103.5	2	H Smith	38	2	H Smith	44	2	L Bowles	2.0
3	J Thompson	83.0	3	J Thompson	34	3	J Thompson	34	3	H Smith	1.5
4	T Kerr	78.2	4	T Kerr	31	4	T Kerr	31	3	E Doyle	1.5
5	E Doyle	75.9	5	E Doyle	29	5	E Doyle	29	5	J Thompson	1.0



Knockhil was a very quick track



Dean Garbett and Phil Rees shooting the breeze at the final turn

DERBY H:O SLOT CAR CLUB CHAMPIONSHIP RACE 642													
FORMULA 1 CAR LAPS & TIMES						GROUP 'C' CAR LAPS & TIMES							
FASTEST LAPS				BEST RACE LAPS (3 MINS)		FASTEST LAPS				BEST RACE LAPS (3 MINS)			
POS	ADULT	TIME	SPEED	POS	ADULT	LAPS	POS	ADULT	TIME	SPEED	POS	ADULT	LAPS
1	D Garbett (M)	4.68	12.141	1	S Goodlip	33.4	1	L Pateman	3.54	16.050	1	A Smith (M)	45.9
2	P Rees (M)	4.83	11.764	2	L Pateman	33.3	2	A Smith (M)	3.63	15.652	2	L Pateman	44.2
3	L Pateman	5.04	11.273	3	D Garbett (M)	32.7	3	S Goodlip	3.73	15.233	3	A Turnbull	40.9
4	S Goodlip	5.07	11.207	4	C Bowles	32.4	4	J Lamb	3.83	14.835	4	L Blacker	40.3
5	D Edwards	5.08	11.185	5	A Turnbull	32.2	5	L Blacker	3.89	14.606	5	J Lamb	39.6
6	A Turnbull	5.11	11.119	6	P Rees (M)	31.3	6	D Garbett (M)	3.91	14.531	6	L Smith	39.5
7	C Bowles	5.19	10.948	7	N Sismey (M)	31.2	7	A Turnbull	4.06	13.995	7	C Bowles	39.2
8	A Smith (M)	5.23	10.864	8	A Smith (M)	30.7	7	C Bowles	4.06	13.995	7	P Rees (M)	39.2
9	G Peach (M)	5.37	10.581	9	S Gray (M)	27.8	9	L Smith	4.15	13.691	9	D Edwards	38.8
10	N Sismey (M)	5.45	10.425	10	G Peach (M)	27.7	10	G Peach (M)	4.20	13.528	10	D Garbett (M)	38.5
11	J Lamb	5.55	10.237	11	D Edwards	27.4	11	D Edwards	4.22	13.464	11	N Sismey (M)	38.3
12	L Smith	5.60	10.146	12	D Turnbull	27.3	12	N Sismey (M)	4.23	13.432	11	G Peach (M)	38.3
13	D Turnbull	5.63	10.092	13	L Smith	26.2	13	P Rees (M)	4.32	13.152	13	S Goodlip	37.1
14	L Blacker	5.93	9.581	14	L Edwards	25.7	14	D Turnbull	4.50	12.626	14	D Turnbull	34.7
14	S Gray (M)	5.93	9.581	15	L Blacker	22.9	15	S Gray (M)	4.79	11.862	15	S Gray (M)	32.7
16	S Kerr	6.13	9.269	16	J Lamb	22.8	16	S Kerr	4.87	11.667	15	S Kerr	32.7
17	S Smith	6.34	8.962	17	S Kerr	22.7	17	M Dutson	4.97	11.432	17	L Edwards	32.2
18	L Edwards	6.37	8.920	18	S Smith	22.2	18	S Smith	4.98	11.409	18	S Smith	30.2
19	M Dutson	6.89	8.246	19	A Thompson	20.8	19	L Edwards	5.01	11.341	19	M Dutson	27.1
20	A Thompson	6.98	8.140	20	M Dutson	16.3	20	A Thompson	5.66	10.039	20	A Thompson	25.8
FASTEST LAPS				BEST RACE LAPS (3 MINS)		FASTEST LAPS				BEST RACE LAPS (3 MINS)			
POS	JUNIOR	TIME	SPEED	POS	JUNIOR	LAPS	POS	JUNIOR	TIME	SPEED	POS	JUNIOR	LAPS
1	H Smith	5.87	9.679	1	H Smith	25.2	1	H Smith	4.59	12.379	1	L Bowles	33.1
2	L Bowles	6.42	8.850	2	L Bowles	23.7	2	L Bowles	4.77	11.912	2	H Smith	30.1
3	J Thompson	6.86	8.283	3	T Kerr	18.4	3	J Thompson	5.71	9.951	3	J Thompson	25.4
4	T Kerr	7.77	7.312	4	J Thompson	18.2	4	E Doyle	6.27	9.062	4	T Kerr	22.7
5	E Doyle	7.82	7.266	5	E Doyle	17.9	5	T Kerr	6.28	9.047	5	E Doyle	22.4




Lewis Blacker and Sophie Aisthorpe always bring a smile to DHORC



Dan and Adam Turnbull refuelling

CL		NAME		DERBY HO SLOT CAR CLUB CHAMPIONSHIP RACE 642												BEST		TOTAL					
				Knockhill - 17 May 2022 - Round 12																			
				QUALIFYING AND FINAL RACE RESULTS																			
		ROUND 1 (F1) Y		ROUND 2 (GC) G		ROUND 3 (F1) R		ROUND 4 (GC) B		FIN		FINAL 1		FINAL 2		FINAL 3		FINAL 4		TOTAL			
		LAPS	TIME	LAPS	TIME	LAPS	TIME	LAPS	TIME	POS	PTS	LAPS	TIME	LAPS	TIME	LAPS	TIME	LAPS	TIME	LAPS	TIME		
A	A	Smith (M)	30.7	5.46	43.5	3.78	29.7	5.23	42.8	3.68	A1	2.0	45.9	3.63					45.9	3.63	192.6		
A	L	Pateman	29.9	5.62	39.2	3.80	33.3	5.04	43.5	3.78	A2	1.5	44.2	3.54					44.2	3.54	190.1		
A	S	Goodlip	32.1	5.11	37.1	3.94	33.8	5.07	37.0	3.86	A4	0.5	34.7	3.73					37.1	3.73	174.3		
A	A	Turnbull	30.8	5.39	37.2	4.26	32.2	5.11	35.6	4.47	A3	3.0	40.9	4.06	37.2	4.46			40.9	4.06	213.9		
A	C	Bowles	28.9	5.60	35.7	4.17	32.4	5.19	38.2	4.08	B2	1.5	39.2	4.06					39.2	4.06	174.4		
A	N	Sisney (M)	28.0	5.56	37.3	4.35	31.2	5.45	38.3	4.30	B3	1.0	37.2	4.23					38.3	4.23	172.0		
A	D	Garbett (M)	32.7	5.04	33.2	4.14	26.7	4.68	36.5	3.91	C3	1.0	33.6	4.01					38.5	3.91	164.7		
A	P	Rees (M)	26.6	5.56	36.8	4.43	31.3	4.83	36.3	4.36	B4	2.5	39.2	4.32	35.2	4.52			39.2	4.32	205.4		
A	G	Peach (M)	25.5	6.01	37.2	4.27	27.7	5.37	38.3	4.27	C2	1.5	37.3	4.20					38.3	4.20	166.0		
A	D	Turnbull	24.8	6.75	34.7	4.80	27.3	5.63	34.7	4.50	D3	1.0	32.7	4.61					34.7	4.50	154.2		
A	L	Smith	26.2	5.60	31.8	4.27	25.1	5.63	36.9	4.15	C4	2.5	39.5	4.17	33.0	4.64			39.5	4.15	192.5		
A	J	Lamb	22.7	6.28	33.8	4.33	22.8	5.55	39.6	3.83	D2	1.5	34.2	4.12					39.6	3.83	153.1		
A	L	Blacker	22.9	6.00	28.7	4.50	21.7	5.93	40.3	3.98	D4	2.5	38.2	3.89	32.1	4.51			40.3	3.89	183.9		
A	S	Gray (M)	23.2	6.49	29.7	5.43	27.8	5.93	32.7	4.79	E3	1.0	31.8	5.06					32.7	4.79	145.2		
A	D	Edwards	27.4	5.14	20.4	4.38	25.0	5.08	38.8	4.22	E2	1.5	33.7	4.40					38.8	4.22	145.3		
A	L	Edwards	25.7	6.51	28.3	5.25	25.1	6.37	31.4	5.11	E4	2.5	32.2	5.01	26.1	5.45			32.2	5.01	168.8		
A	S	Smith	22.2	6.34	29.2	4.98	20.2	6.37	30.2	5.20	F2	1.5	30.2	5.20					30.2	4.98	132.0		
A	S	Kerr	22.7	6.13	26.2	5.66	21.1	6.28	26.6	5.05	G1	0.0	32.7	4.87					32.7	4.87	129.3		
A	A	Thompson	20.5	7.00	25.5	5.76	20.8	6.98	25.5	5.75	G2	0.0	25.8	5.66					25.8	5.66	118.1		
A	M	Dutson	14.4	9.14	27.1	5.10	16.3	6.89	23.2	4.97	F3	1.0	26.4	5.33					27.1	4.97	107.4		
J	H	Smith	24.3	6.00	29.8	4.82	25.2	5.87	30.1	4.75	A2	1.5	27.4	4.59					30.1	4.59	136.8		
J	L	Bowles	21.3	6.73	27.2	5.32	23.7	6.42	31.3	4.88	A1	2.0	33.1	4.77					33.1	4.77	136.6		
J	J	Thompson	17.7	7.50	21.7	6.20	18.2	6.86	25.4	5.73	A3	1.0	23.1	5.71					25.4	5.71	106.1		
J	T	Kerr	17.9	8.32	20.1	6.47	18.4	7.77	21.8	7.09	A4	2.5	22.7	6.28	21.8	6.41			22.7	6.28	122.7		
J	E	Doyle	16.7	8.85	18.9	6.27	17.9	7.82	22.4	6.67	B2	1.5	21.9	6.64					22.4	6.27	97.8		
																TOTAL FEET		323,598.7		TOTAL LAPS		3,883.2	



What would we do without computers and screens, unfortunately the projector stopped working. It was fixed later in the week.

Everyone's
Best Results
At This Circuit



What are my Best Scores?
Who Have I Beaten?



Geoff fixing one of Steve's cars with the club spares

Parc Ferme



Knockhill Best Off Chart 1

Qualifying Combined					Final Points			
Pos	Adult	Laps	MPH	Date	Pos	Adult	Pts	Date
1	A Smith (M)	146.7	11.577	17-May-22	1	A Smith	7.5	30-Nov-21
2	L Pateman	145.9	11.514	17-May-22	2	L Pateman	4.5	07-Sept-21
3	S Goodlip	139.6	11.016	17-May-22	3	S Goodlip	4.0	07-Sept-21
4	A Turnbull	135.8	10.716	17-May-22	4	R Litherland	3.5	30-Nov-21
5	C Bowles	135.2	10.669	17-May-22	4	C Cooper	3.5	30-Nov-21
6	N Sismey (M)	134.8	10.638	17-May-22	6	G Peach (M)	3.0	30-Nov-21
7	D Garbett (M)	131.1	10.346	17-May-22	6	A Turnbull	3.0	17-May-22
8	P Rees (M)	131.0	10.338	17-May-22	8	L Blacker	2.5	07-Sept-21
9	G Peach (M)	128.7	10.156	17-May-22	8	P Rees (M)	2.5	17-May-22
10	D Turnbull	121.5	9.588	17-May-22	8	L Smith	2.5	17-May-22
11	L Smith	120.0	9.470	17-May-22	8	L Edwards	2.5	17-May-22
12	J Lamb	118.9	9.383	17-May-22	12	R Lawson	1.5	07-Sept-21
13	L Blacker	113.6	8.965	17-May-22	12	S Smith	1.5	07-Sept-21
14	S Gray (M)	113.4	8.949	17-May-22	12	S Gray (M)	1.5	07-Sept-21
15	D Edwards	111.6	8.807	17-May-22	12	J Lamb	1.5	17-May-22
16	L Edwards	110.5	8.720	17-May-22	12	D Garbett (M)	1.5	07-Sept-21
17	S Smith	101.8	8.033	17-May-22	12	D Edwards	1.5	17-May-22
18	S Kerr	96.6	7.623	17-May-22	12	C Bowles	1.5	17-May-22
19	A Thompson	92.3	7.284	17-May-22	19	N Sismey (M)	1.0	07-Sept-21
20	M Dutson	81.0	6.392	17-May-22	19	D Turnbull	1.0	30-Nov-21
21	R Litherland	N/A	N/A	N/A	19	M Dutson	1.0	17-May-22
21	R Lawson	N/A	N/A	N/A	22	S Kerr	0.0	17-May-22
21	C Cooper	N/A	N/A	N/A	22	A Thompson	0.0	17-May-22
Pos	Junior	Laps	MPH	Date	Pos	Junior	Pts	Date
1	H Smith	109.4	8.633	17-May-22	1	T Kerr	2.5	17-May-22
2	L Bowles	103.5	8.168	17-May-22	2	J Lawson	2.0	07-Sept-21
3	J Thompson	83.0	6.550	17-May-22	2	H Smith	2.0	07-Sept-21
4	T Kerr	78.2	6.171	17-May-22	2	L Bowles	2.0	17-May-22
5	E Doyle	75.9	5.990	17-May-22	5	E Doyle	1.5	17-May-22
6	J Lawson	N/A	N/A	N/A	6	J Thompson	1.0	17-May-22



Simon Goodlip at Parc Ferme before taking 4th overall



The Thompson's cars

Knockhill Best Off Chart 2 - F1

Qualifying					Fastest Laps					Race Laps				
Pos	Adult	Laps	MPH	Date	Pos	Adult	Time	MPH	Date	Pos	Adult	Laps	MPH	Date
1	P Rees (M)	63.0	9.943	30-Nov-21	1	A Smith	4.64	12.245	30-Nov-21	1	P Rees (M)	34.7	10.953	30-Nov-21
2	A Turnbull	59.8	9.438	30-Nov-21	2	D Garbett (M)	4.68	12.141	17-May-22	2	S Goodlip	34.3	10.827	07-Sept-21
3	D Garbett (M)	59.7	9.422	07-Sept-21	3	P Rees (M)	4.78	11.887	30-Nov-21	3	L Pateman	33.3	10.511	17-May-22
4	N Sismey (M)	59.3	9.359	30-Nov-21	4	S Goodlip	4.84	11.739	07-Sept-21	4	D Garbett (M)	32.7	10.322	17-May-22
5	D Turnbull	55.6	8.775	30-Nov-21	4	A Turnbull	4.84	11.739	30-Nov-21	5	A Smith	32.4	10.227	30-Nov-21
6	G Peach (M)	55.2	8.712	30-Nov-21	6	L Pateman	5.04	11.273	17-May-22	5	C Bowles	32.4	10.227	17-May-22
7	S Goodlip	53.1	8.381	07-Sept-21	7	D Edwards	5.08	11.185	17-May-22	7	A Turnbull	32.2	10.164	17-May-22
8	L Smith	52.2	8.239	07-Sept-21	8	C Bowles	5.19	10.948	17-May-22	8	N Sismey (M)	31.6	9.975	30-Nov-21
9	R Lawson	51.9	8.191	30-Nov-21	9	G Peach (M)	5.30	10.720	30-Nov-21	9	R Litherland	30.3	9.564	30-Nov-21
10	R Litherland	50.9	8.033	30-Nov-21	10	R Litherland	5.32	10.680	30-Nov-21	10	D Turnbull	28.9	9.122	30-Nov-21
11	S Gray (M)	50.1	7.907	07-Sept-21	11	N Sismey (M)	5.34	10.640	30-Nov-21	11	R Lawson	28.7	9.059	30-Nov-21
12	J Lamb	50.0	7.891	30-Nov-21	12	C Cooper	5.46	10.406	30-Nov-21	12	L Blacker	28.4	8.965	07-Sept-21
13	L Blacker	49.0	7.734	30-Nov-21	13	D Turnbull	5.55	10.237	30-Nov-21	12	C Cooper	28.4	8.965	30-Nov-21
14	C Cooper	47.9	7.560	30-Nov-21	13	J Lamb	5.55	10.237	17-May-22	14	G Peach (M)	28.2	8.901	30-Nov-21
15	A Smith	46.7	7.371	30-Nov-21	15	L Blacker	5.56	10.219	07-Sept-21	15	S Gray (M)	27.8	8.775	17-May-22
16	S Smith	46.4	7.323	07-Sept-21	16	L Smith	5.57	10.201	07-Sept-21	16	D Edwards	27.4	8.649	17-May-22
17	L Pateman	36.6	5.776	07-Sept-21	17	R Lawson	5.65	10.056	07-Sept-21	17	J Lamb	26.7	8.428	30-Nov-21
18	D Edwards	N/A	N/A	N/A	18	S Smith	5.71	9.951	30-Nov-21	18	L Smith	26.4	8.333	07-Sept-21
18	C Bowles	N/A	N/A	N/A	19	S Gray (M)	5.93	9.581	17-May-22	19	L Edwards	25.7	8.112	17-May-22
18	S Kerr	N/A	N/A	N/A	20	S Kerr	6.13	9.269	17-May-22	20	S Smith	24.2	7.639	07-Sept-21
18	L Edwards	N/A	N/A	N/A	21	L Edwards	6.37	8.920	17-May-22	21	S Kerr	22.7	7.165	17-May-22
18	M Dutson	N/A	N/A	N/A	22	M Dutson	6.89	8.246	17-May-22	22	A Thompson	20.8	6.566	17-May-22
18	A Thompson	N/A	N/A	N/A	23	A Thompson	6.98	8.140	17-May-22	23	M Dutson	16.3	5.145	17-May-22
Pos	Junior	Laps	MPH	Date	Pos	Junior	Time	MPH	Date	Pos	Junior	Laps	MPH	Date
1	H Smith	48.8	7.702	30-Nov-21	1	H Smith	5.21	10.906	30-Nov-21	1	H Smith	25.2	7.955	30-Nov-21
2	J Lawson	44.0	6.944	30-Nov-21	2	J Lawson	5.84	9.729	30-Nov-21	2	J Lawson	24.6	7.765	30-Nov-21
3	L Bowles	N/A	N/A	N/A	3	L Bowles	6.42	8.850	17-May-22	3	L Bowles	23.7	7.481	17-May-22
3	J Thompson	N/A	N/A	N/A	4	J Thompson	6.86	8.283	17-May-22	4	T Kerr	18.4	5.808	17-May-22
3	T Kerr	N/A	N/A	N/A	5	T Kerr	7.77	7.312	17-May-22	5	J Thompson	18.2	5.745	17-May-22
3	E Doyle	N/A	N/A	N/A	6	E Doyle	7.82	7.266	17-May-22	6	E Doyle	17.9	5.650	17-May-22

Knockhill Best Off Chart 3 - GC

Qualifying					Fastest Laps					Race Laps				
Pos	Adult	Laps	MPH	Date	Pos	Adult	Time	MPH	Date	Pos	Adult	Laps	MPH	Date
1	A Smith	82.0	12.942	30-Nov-21	1	L Pateman	3.54	16.050	17-May-22	1	A Smith	45.9	14.489	30-Nov-21
2	S Goodlip	76.7	12.105	07-Sept-21	2	A Smith	3.58	15.871	30-Nov-21	2	L Pateman	44.2	13.952	17-May-22
3	D Garbett (M)	76.0	11.995	30-Nov-21	3	S Goodlip	3.73	15.233	17-May-22	3	A Turnbull	40.9	12.910	17-May-22
4	A Turnbull	75.1	11.853	30-Nov-21	4	J Lamb	3.76	15.111	30-Nov-21	4	G Peach (M)	40.8	12.879	30-Nov-21
5	P Rees (M)	74.0	11.679	30-Nov-21	5	R Litherland	3.82	14.874	30-Nov-21	5	S Goodlip	40.3	12.721	07-Sept-21
5	R Litherland	74.0	11.679	30-Nov-21	6	D Garbett (M)	3.85	14.758	30-Nov-21	5	L Blacker	40.3	12.721	17-May-22
7	N Sismey (M)	72.9	11.506	30-Nov-21	7	L Blacker	3.89	14.606	17-May-22	7	R Litherland	40.1	12.658	30-Nov-21
8	G Peach (M)	72.7	11.474	30-Nov-21	8	A Turnbull	3.92	14.494	30-Nov-21	8	J Lamb	39.6	12.500	17-May-22
9	L Smith	66.2	10.448	07-Sept-21	9	G Peach (M)	4.01	14.169	30-Nov-21	9	L Smith	39.5	12.468	17-May-22
10	J Lamb	66.0	10.417	30-Nov-21	10	C Bowles	4.06	13.995	17-May-22	10	P Rees (M)	39.2	12.374	17-May-22
11	L Blacker	65.0	10.259	30-Nov-21	11	L Smith	4.15	13.691	17-May-22	10	C Bowles	39.2	12.374	17-May-22
12	R Lawson	62.5	9.864	30-Nov-21	12	D Edwards	4.22	13.464	17-May-22	12	D Edwards	38.8	12.247	17-May-22
13	C Cooper	62.0	9.785	30-Nov-21	13	N Sismey (M)	4.23	13.432	17-May-22	13	D Garbett (M)	38.5	12.153	17-May-22
14	L Pateman	61.1	9.643	07-Sept-21	14	P Rees (M)	4.25	13.369	30-Nov-21	14	N Sismey (M)	38.3	12.090	17-May-22
15	S Smith	60.1	9.485	30-Nov-21	14	C Cooper	4.25	13.369	30-Nov-21	15	C Cooper	35.9	11.332	30-Nov-21
16	S Gray (M)	53.8	8.491	07-Sept-21	16	D Turnbull	4.50	12.626	17-May-22	16	D Turnbull	34.7	10.953	17-May-22
17	D Turnbull	52.1	8.223	30-Nov-21	17	R Lawson	4.73	12.012	30-Nov-21	17	R Lawson	34.2	10.795	30-Nov-21
18	D Edwards	N/A	N/A	N/A	18	S Gray (M)	4.79	11.862	17-May-22	18	S Gray (M)	32.7	10.322	17-May-22
18	C Bowles	N/A	N/A	N/A	19	S Kerr	4.87	11.667	17-May-22	18	S Kerr	32.7	10.322	17-May-22
18	S Kerr	N/A	N/A	N/A	20	M Dutson	4.97	11.432	17-May-22	20	S Smith	32.2	10.164	30-Nov-21
18	L Edwards	N/A	N/A	N/A	21	S Smith	4.98	11.409	17-May-22	20	L Edwards	32.2	10.164	17-May-22
18	M Dutson	N/A	N/A	N/A	22	L Edwards	5.01	11.341	17-May-22	22	M Dutson	27.1	8.554	17-May-22
18	A Thompson	N/A	N/A	N/A	23	A Thompson	5.66	10.039	17-May-22	23	A Thompson	25.8	8.144	17-May-22
Pos	Junior	Laps	MPH	Date	Pos	Junior	Time	MPH	Date	Pos	Junior	Laps	MPH	Date
1	H Smith	58.1	9.170	07-Sept-21	1	H Smith	4.46	12.739	30-Nov-21	1	L Bowles	33.1	10.448	17-May-22
2	J Lawson	57.9	10.000	30-Nov-21	2	L Bowles	4.77	11.912	17-May-22	2	H Smith	31.8	10.038	30-Nov-21
3	L Bowles	N/A	N/A	N/A	3	J Lawson	4.93	11.525	30-Nov-21	3	J Lawson	30.2	9.533	30-Nov-21
3	J Thompson	N/A	N/A	N/A	4	J Thompson	5.71	9.951	17-May-22	4	J Thompson	25.4	8.018	17-May-22
3	E Doyle	N/A	N/A	N/A	5	E Doyle	6.27	9.062	17-May-22	5	T Kerr	22.7	7.165	17-May-22
3	T Kerr	N/A	N/A	N/A	6	T Kerr	6.28	9.047	17-May-22	6	E Doyle	22.4	7.071	17-May-22



Liam Smith took control of Race Control for a number of races



Concentrate lads

Championship Tables



Those All Important
Points!



It was GC finals

DHORC Championship 2022																
Pos	Competitor Name (Adult)	LB F1 1	LB GC 2	DON F1 3	DON GC 4	NAS F1 5	NAS GC 6	ZAN F1 7	ZAN GC 8	MAL P 9	DJ F1 10	DJ GC 11	KNOC 12	Total 30 Scores	Best (65%) 20 Scores	Diff
1	L Pateman	37	50	34	50	27	41	27	38	35	29	45	39	452	452	
2	A Smith	DNS	DNS	45	40	33	47	34	50	40	34	43	48	414	414	38
3	P Rees	45	27	38	29	34	26	38	25	29	41	29	27	388	388	26
4	A Turnbull	29	38	27	24	50	31	28	34	28	29	26	34	378	378	10
5	S Goodlip	40	34	36	31	DNS	DNS	48	28	46	45	31	32	371	371	7
6	N Sismey	31	31	29	28	38	29	29	29	27	24	28	28	351	351	20
7	G Peach	25	28	28	26	29	28	26	26	23	25	25	26	315	315	36
8	D Garbett	28	25	22	25	25	27	24	27	32	28	24	26	313	313	2
9	R Litherland	27	29	24	34	28	34	25	23	DNS	23	34	DNS	281	281	32
10	C Bowles	DNS	DNS	25	27	26	25	34	31	25	31	27	29	280	280	1
11	L Blacker	26	20	20	16	21	23	16	19	24	22	23	21	251	251	29
12	S Gray	23	21	26	18	24	22	21	16	21	19	18	19	248	248	3
13	D Turnbull	22	24	18	23	DNS	DNS	23	21	22	20	22	22	217	217	31
14	D Edwards	DNS	DNS	23	19	23	24	22	17	DNS	26	21	20	195	195	22
15	C Cooper	21	22	17	21	22	21	18	20	20	DNS	DNS	DNS	182	182	13
16	J Lamb	20	26	14	22	DNS	DNS	17	22	DNS	DNS	DNS	23	144	144	38
17	R Lawson	24	23	21	20	DNS	DNS	15	18	19	DNS	DNS	DNS	140	140	4
18	L Edwards	DNS	DNS	19	17	DNS	DNS	20	15	DNS	21	19	18	129	129	11
19	A Thompson	DNS	DNS	DNS	DNS	20	20	13	13	16	15	16	14	127	127	2
20	S Smith	DNS	DNS	15	15	DNS	DNS	DNS	DNS	18	18	20	17	103	103	24
21	M Dutson	DNS	DNS	DNS	DNS	DNS	DNS	14	14	17	17	17	16	95	95	8
22	L Smith	DNS	DNS	DNS	DNS	DNS	DNS	19	24	26	DNS	DNS	24	93	93	2
23	S Kerr	DNS	DNS	DNS	DNS	DNS	DNS	DNS	DNS	15	16	15	15	61	61	32
24	R Masters	DNS	DNS	16	14	DNS	DNS	DNS	DNS	DNS	DNS	DNS	DNS	30	30	31
Pos (Juniors)		631	632	633	634	635	636	637	638	639	640	641	642	16	12	Diff
1	L Bowles	DNS	DNS	38	50	50	50	48	50	49	36	38	46	455	455	
2	J Lawson	50	50	50	38	DNS	DNS	34	38	38	DNS	DNS	DNS	298	298	157
3	J Thompson	DNS	DNS	DNS	DNS	38	38	42	34	31	45	34	34	296	296	2
4	H Smith	DNS	DNS	34	34	DNS	DNS	DNS	DNS	35	38	50	44	235	235	61
5	T Kerr	DNS	DNS	DNS	DNS	DNS	DNS	DNS	DNS	28	34	29	31	122	122	113
6	E Doyle	DNS	DNS	DNS	DNS	DNS	DNS	DNS	DNS	29	29	31	29	118	118	4
Pos (Masters)		631	632	633	634	635	636	637	638	639	640	641	642	16	12	Diff
1	A Smith	DNS	DNS	48	50	38	50	43	50	48	38	50	48	463	463	
2	P Rees	50	34	40	38	38	29	45	29	34	48	38	34	457	457	6
3	N Sismey	38	48	34	34	46	38	34	34	31	29	34	38	438	438	19
4	G Peach	31	38	31	31	31	34	31	38	29	31	31	31	387	387	51
5	D Garbett	34	33	28	29	29	31	29	31	40	36	29	31	380	380	7
6	S Gray	29	29	29	28	28	28	28	28	28	28	28	28	339	339	41
7	R Masters	DNS	DNS	27	27	DNS	DNS	DNS	DNS	DNS	DNS	DNS	DNS	54	54	285



Our Notice Board

DHORC Final Challenge 2022																	
Pos	Competitor		Wins	LB F1	LB GC	DON F1	DON GC	NAS F1	NAS GC	ZAN F1	ZAN GC	MAL P	DIJ F1	DIJ GC	KNOC	Results	
	Name			1	2	3	4	5	6	7	8	9	10	11	12	(30)	Turn Up
	(Adult)			11-Jan	11-Jan	01-Feb	01-Feb	22-Feb	22-Feb	15-Mar	15-Mar	05-Apr	26-Apr	26-Apr	17-May	Points	Rate
1	P Rees	5	2.0	2.5	1.5	1.5	5.0	1.5	1.5	1.0	1.5	1.5	1.5	2.5	23.5	100.00%	
1	A Turnbull	6	1.5	3.5	0.5	0.5	2.0	4.5	1.0	1.0	1.0	3.5	1.5	3.0	23.5	100.00%	
3	L Blacker	5	3.5	1.5	1.5	1.0	0.5	1.5	3.0	1.0	0.5	3.0	3.5	2.5	23.0	100.00%	
4	G Peach	3	1.0	1.0	5.0	3.5	1.5	1.0	1.5	1.5	1.5	1.0	1.0	1.5	21.0	100.00%	
4	C Bowles	6	DNS	DNS	1.0	2.5	1.5	3.0	3.0	2.5	1.0	0.5	4.5	1.5	21.0	100.00%	
6	S Goodlip	7	1.5	1.0	3.0	0.5	DNS	DNS	2.0	3.0	6.0	2.0	0.5	0.5	20.0	83.33%	
7	D Garbett	4	3.0	1.0	5.0	1.0	3.0	0.5	0.5	0.5	0.5	1.0	0.5	1.0	17.5	100.00%	
7	J Lamb	4	1.5	3.5	1.5	1.0	DNS	DNS	1.5	7.0	DNS	DNS	DNS	1.5	17.5	58.33%	
9	R Litherland	3	0.5	1.5	0.5	3.0	1.0	1.0	3.0	1.5	DNS	1.5	3.0	DNS	16.5	83.33%	
9	L Pateman	4	1.0	2.0	0.5	2.0	0.5	1.5	2.5	1.5	1.0	0.5	2.0	1.5	16.5	100.00%	
9	A Smith	5	DNS	DNS	2.0	1.5	0.5	2.0	0.5	2.0	1.5	3.0	1.5	2.0	16.5	100.00%	
12	S Gray	3	1.5	2.5	1.5	2.5	0.5	1.0	0.5	1.0	2.5	1.0	0.5	1.0	16.0	100.00%	
13	C Cooper	3	2.5	1.0	3.5	2.5	1.0	0.5	0.5	1.5	1.5	DNS	DNS	DNS	14.5	75.00%	
13	N Sismey	1	2.5	0.5	1.5	1.0	1.5	1.5	1.5	1.5	0.5	0.5	1.0	1.0	14.5	100.00%	
15	S Smith	4	DNS	DNS	0.5	2.5	DNS	DNS	DNS	DNS	2.5	2.5	3.5	1.5	13.0	60.00%	
16	D Edwards	1	DNS	DNS	1.5	1.0	1.5	0.5	1.0	1.5	DNS	3.5	0.5	1.5	12.5	90.00%	
17	D Turnbull	1	1.0	0.5	0.5	1.5	DNS	DNS	3.5	0.5	1.0	1.5	1.0	1.0	12.0	83.33%	
18	L Smith	4	DNS	DNS	DNS	DNS	DNS	DNS	3.0	2.5	3.5	DNS	DNS	2.5	11.5	66.67%	
19	M Dutson		DNS	DNS	DNS	DNS	DNS	DNS	1.5	1.5	1.5	1.5	1.5	1.0	8.5	100.00%	
19	L Edwards	1	DNS	DNS	1.0	1.5	DNS	DNS	1.5	0.5	DNS	0.5	1.0	2.5	8.5	70.00%	
21	R Lawson		0.5	1.5	0.5	1.5	DNS	DNS	0.5	0.5	1.0	DNS	DNS	DNS	6.0	58.33%	
22	R Masters		DNS	DNS	1.0	1.5	DNS	DNS	DNS	DNS	DNS	DNS	DNS	DNS	2.5	20.00%	
23	A Thompson		DNS	DNS	DNS	DNS	0.0	0.0	0.0	0.0	0.0	0.0	0.0	0.0	0.0	100.00%	
23	S Kerr		DNS	DNS	DNS	DNS	DNS	DNS	DNS	DNS	0.0	0.0	0.0	0.0	0.0	100.00%	
Pos	(Junior)	Wins	631	632	633	634	635	636	637	638	639	640	641	642	Points	Rate	
1	L Bowles	7	DNS	DNS	1.5	2.0	2.0	2.0	2.0	2.0	2.0	0.5	1.5	2.0	17.5	100.00%	
2	J Thompson	2	DNS	DNS	DNS	DNS	1.5	1.5	1.5	1.0	2.5	2.0	1.0	1.0	12.0	100.00%	
3	J Lawson	3	2.0	2.0	2.0	1.5	DNS	DNS	1.0	1.5	1.5	DNS	DNS	DNS	11.5	58.33%	
4	H Smith	1	DNS	DNS	1.0	1.0	DNS	DNS	DNS	DNS	1.0	1.5	2.0	1.5	8.0	60.00%	
4	T Kerr	2	DNS	DNS	DNS	DNS	DNS	DNS	DNS	DNS	1.0	3.0	1.5	2.5	8.0	100.00%	
6	E Doyle	1	DNS	DNS	DNS	DNS	DNS	DNS	DNS	DNS	1.5	1.5	2.5	1.5	7.0	100.00%	
Turn Up Rates			100.00%	100.00%	100.00%	100.00%	64.00%	64.00%	88.89%	88.89%	83.33%	80.00%	80.00%	83.33%	AVE	84.67%	



Our 25 racers at Knockhill



Dave Edwards joins Dean and Phil as the Adult 'A' Final begins



Members' Statistics

ADULT STATISTICS 1992-2022 - AFTER 642 CLUB NIGHTS

Sheet 1 of 5 (Note: Highlighted Names are Current 2022 Members, CS = Best Consecutive Results)

MEETINGS ATTENDED			RACES COMPLETED			DRIVER RANKING			FINALS WON			
Pos	ADULT	No	Pos	ADULT	No	Pos	ADULT	SCORE	Pos	ADULT	No	CS
1	P REES	627	1	P REES	3,684	1	* A SMITH	1.925	1	L PATEMAN	266	(5)
2	N SISMEY	589	2	N SISMEY	3,371	2	* J SISMEY	2.750	2	P REES	228	(3)
3	L PATEMAN	556	3	L PATEMAN	3,220	3	* W LANDER	2.838	3	N SISMEY	166	(2)
4	G PEACH	426	4	G PEACH	2,424	4	* S GOODLIP	3.013	4	S GOODLIP	160	(4)
5	P BARBER	363	5	P BARBER	2,102	5	* L PATEMAN	3.313	5	M CHADWICK	117	(3)
6	S GOODLIP	348	6	S GOODLIP	1,931	6	* M CHADWICK	3.813	6	J SISMEY	103	(4)
7	A McPEAKE	299	7	A BULLOCK	1,802	7	* J TAGUE	4.538	7	G PEACH	89	(2)
8	A BULLOCK	292	8	A McPEAKE	1,658	8	* A TURNBULL	4.850	8	L SMITH	85	(3)
9	M CHADWICK	287	9	R MASTERS	1,598	9	* T MEASHAM	5.113	9	D McPEAKE	77	(2)
10	R MASTERS	279	10	M CHADWICK	1,537	10	* P REES	5.125	10	A McPEAKE	66	(2)
11	N LAMBERT	269	11	C ROYTHORNE	1,513	11	* J NEALE	5.200	10	A BULLOCK	66	(2)
12	C ROYTHORNE	249	12	N LAMBERT	1,479	12	* N SISMEY	5.800	12	J TAGUE	64	(2)
13	D McPEAKE	245	13	D McPEAKE	1,366	13	* K LYE	6.063	13	A SMITH	63	(5)
14	R SEAMAN	235	14	R SEAMAN	1,313	14	* C ROYTHORNE	6.350	14	N LAMBERT	61	(2)
15	J SISMEY	211	15	J SISMEY	1,303	15	* C BOWLES	6.375	14	M ALLSOPP	61	(3)
16	M ALLSOPP	203	16	M ALLSOPP	1,265	15	* D GARBETT	6.375	16	R SEAMAN	60	(2)
17	L SMITH	199	17	L SMITH	1,245	17	* R LITHERLAND	6.475	17	W LANDER	56	(2)
18	J LAMB	179	18	J LAMB	1,048	18	* A McPEAKE	6.488	18	C ROYTHORNE	55	(2)
19	D TURNBULL	170	19	D TURNBULL	977	19	* R SEAMAN	6.550	19	R MASTERS	54	(2)
20	P LEVERS	166	20	S ANAND	976	20	* R BLAKE	7.125	20	S ANAND	53	(3)
21	J TAGUE	165	21	P LEVERS	957	21	* T CHADWICK	7.250	21	J LAMB	49	(3)
22	S ANAND	154	22	J LYMER	948	21	* S ANAND	7.250	22	P LEVERS	48	(2)
23	J LYMER	146	23	J TAGUE	858	23	* A BULLOCK	7.438	23	A HOLLIDAY	43	(3)
24	A SMITH	141	24	K ALCOCK	848	24	* M ALLSOPP	7.488	24	I BRENTNALL	41	(3)
25	D EDWARDS	138	25	D EDWARDS	801	25	* G PEACH	7.700	24	P BARBER	41	(2)
26	K ALCOCK	131	26	A SMITH	764	26	* L SMITH	7.975	26	J LYMER	38	(2)
27	A HOLLIDAY	121	27	G WESTON	682	27	* R CROSSLAND	8.175	27	G WESTON	33	(2)
28	L EDWARDS	116	28	A HOLLIDAY	673	28	* D McPEAKE	8.563	28	K ALCOCK	30	(3)
29	G WESTON	113	29	W LANDER	661	29	* D BRENTNALL	8.838	29	D EDWARDS	29	(2)
30	C HENRY	109	30	L EDWARDS	654	30	* K PAYNE	8.850	30	B JOHNSON	28	(3)
31	W LANDER	104	31	J HOLMES	639	31	* J ROYTHORNE	8.938	31	R BLAKE	26	(2)
32	J HOLMES	98	32	C HENRY	552	32	* J LEVERS	9.063	32	D BRENTNALL	25	(5)
33	B JOHNSON	96	33	I BRENTNALL	511	33	* A DAVIES	9.138	32	M ROGERS	25	(3)
34	I BRENTNALL	94	34	B JOHNSON	509	34	* P LEVERS	9.188	32	J HOLMES	25	
35	D GARBETT	93	35	S SMITH	498	35	* J LYMER	9.288	32	D GARBETT	25	(2)
36	S SMITH	92	36	C BOWLES	485	36	* S PANK	9.775	36	J NEALE	24	(2)
36	C BOWLES	92	37	R LAWSON	474	37	* D PASSELL	9.850	36	C BOWLES	24	(2)
38	T DINGLEY	87	38	D GARBETT	467	38	* J LAMB	10.063	38	J LEVERS	22	(3)
39	R LAWSON	84	39	R CROSSLAND	456	39	* T DINGLEY	10.125	38	R CROSSLAND	22	(2)
40	R CROSSLAND	81	40	T DINGLEY	455	40	* I BRENTNALL	10.325	38	D TURNBULL	22	
41	A STAMPER	76	41	J ROYTHORNE	432	41	* M KNIGHTON	10.363	41	S MINNIS	21	(3)
42	S PANK	69	42	R BLAKE	383	42	* G WESTON	10.375	41	S PANK	21	(2)
42	J ROYTHORNE	69	43	A STAMPER	366	43	* D EDWARDS	10.438	41	T DINGLEY	21	
44	S MINNIS	67	44	S PANK	364	44	* M ROGERS	10.463	44	J ROYTHORNE	20	(2)
45	R BLAKE	62	45	J LITHERLAND	357	45	* D TURNBULL	11.375	45	C HENRY	19	
46	J LITHERLAND	61	46	S MINNIS	356	46	* S MINNIS	11.400	45	A TURNBULL	19	(2)
46	S GRAY	61	47	J LEVERS	322	47	* L BLACKER	11.825	47	A FEARN	18	(2)
48	J NEALE	60	48	A FEARN	319	48	* J HOLMES	12.350	48	L BLACKER	17	
49	M ROGERS	57	49	J NEALE	318	49	* A HOLLIDAY	12.413	49	S LANDER	14	(2)
50	J LEVERS	53	49	S GRAY	318	50	* S GRAY	12.438	50	T CHADWICK	13	(2)

(Driver Ranking = Average Position in Qualifying, Final Position, Fastest Lap & Race Laps Over Last 20 club nights)

ADULT STATISTICS 1992-2022 - AFTER 642 CLUB NIGHTS

Sheet 2 of 5 (Note: Highlighted Names are Current 2022 Members, CS = Best Consecutive Results)

MEETINGS ATTENDED		RACES COMPLETED		DRIVER RANKING		FINALS WON						
Pos	ADULT	No	Pos	ADULT	No	Pos	ADULT	No	CS			
51	G SCHULE	52	51	M ROGERS	308	51	* B JOHNSON	12.500	51	J HITCHCOCK	12	(2)
52	A TURNBULL	51	52	M MARTINEZ	289	52	* K ALCOCK	12.613	51	P FOXLEY	12	(2)
53	A FEARN	49	53	K LYE	263	53	* A FEARN	12.625	53	T MEASHAM	11	
53	M MARTINEZ	49	54	A TURNBULL	259	54	M STURGESS	12.675	54	D WALKER	10	
55	D OLIVER	45	55	G SCHULE	258	55	* N LAMBERT	12.950	54	D PASSELL	10	(2)
56	D WALKER	42	56	C BULLOCK	248	56	* P FOXLEY	12.963	54	L EDWARDS	10	
56	K LYE	42	57	D BRENTNALL	225	57	* R LAWSON	13.100	57	S DUNN	9	(2)
58	D BRENTNALL	41	57	T CHADWICK	225	58	* G SCHULE	13.238	57	K LYE	9	
59	L BLACKER	39	59	D OLIVER	216	59	* J TETLEY	13.313	57	S SMITH	9	
60	M KNIGHTON	36	60	D WALKER	212	60	* C HENRY	13.763	60	G LAMBERT	8	(4)
60	T CHADWICK	36	61	A DAVIES	211	61	* D GREEN	13.850	60	J LITHERLAND	8	
60	C BULLOCK	36	62	T MEASHAM	208	62	* A STAMPER	14.300	60	R LITHERLAND	8	
63	S DUNN	35	63	M KNIGHTON	206	63	* R MASTERS	14.325	63	R CHADWICK	7	(2)
64	D PASSELL	34	64	J CHELL	202	64	* M HOLLAND	14.375	63	A DAVIES	7	
64	A DAVIES	34	65	L BLACKER	201	65	* N CHATTLE	14.488	63	C COOPER	7	
66	T MEASHAM	33	66	D PASSELL	191	66	* J LITHERLAND	14.550	66	M JUBB	6	
67	G LAMBERT	32	67	S DUNN	183	67	* B BRUCE	14.563	66	A STAMPER	6	
67	P FOXLEY	32	68	P FOXLEY	172	68	* L EDWARDS	14.800	66	C BULLOCK	6	
69	J CHELL	30	69	G LAMBERT	168	69	* S SMITH	14.838	66	K PAYNE	6	
70	M STURGESS	29	70	M STURGESS	163	70	* C BULLOCK	15.138	66	J TETLEY	6	(2)
71	R HITCHCOCK	27	71	S SUMNER	157	71	* D OLIVER	15.688	66	T BALDOCK	6	
71	R CHADWICK	27	72	B BRUCE	148	72	* S DUNN	15.963	66	R LAWSON	6	
71	R LITHERLAND	27	73	R CHADWICK	146	73	* G LAMBERT	16.175	66	S GRAY	6	
74	S SUMNER	26	74	J TETLEY	143	74	* S SUMNER	16.425	74	C SCHOFIELD	5	(2)
75	B BRUCE	25	75	K PAYNE	140	75	M MARTINEZ	16.763	74	AJ McPEAKE	5	(2)
76	C STANNARD	24	76	R HITCHCOCK	138	76	* J CHELL	17.138	74	I HOLLAND	5	
77	I HOLLAND	23	77	M HOLLAND	129	77	* C STANNARD	17.325	74	M TANSLEY	5	
77	J HITCHCOCK	23	78	J HITCHCOCK	127	78	* R HITCHCOCK	18.063	74	D OLIVER	5	
77	C SCHOFIELD	23	79	C SCHOFIELD	124	79	* C SCHOFIELD	18.113	74	D GREEN	5	
77	D GREEN	23	80	A THOMPSON	123	80	* D WALKER	18.163	74	J CHELL	5	
77	M HOLLAND	23	81	I HOLLAND	120	81	* A THOMPSON	18.738	74	R JAMES	5	
77	K PAYNE	23	81	D GREEN	120	82	* P BARBER	18.938	82	S REVITT	4	(2)
77	A THOMPSON	23	83	N CHATTLE	119	83	* J HITCHCOCK	21.388	82	R HITCHCOCK	4	
84	J TETLEY	21	84	S LANDER	118	84	* R CHADWICK	22.013	82	M KNIGHTON	4	
85	N CHATTLE	20	84	C STANNARD	118	85	* I HOLLAND	22.288	82	M STURGESS	4	
86	M JUBB	19	86	T HAGUES	111	N/A	T BALDOCK	2.583	82	M BLOOD	4	
87	C CARRINGTON	18	87	R JAMES	105	N/A	S REVITT	3.792	87	S PATCHING	3	
87	T HAGUES	18	88	C CARRINGTON	100	N/A	S LANDER	4.485	87	C NORRIS	3	
89	N MAFFIN	17	89	M JUBB	99	N/A	AJ McPEAKE	6.659	87	J HENRY	3	
89	S LANDER	17	90	C BRADFORD	97	N/A	A HUGHES	6.792	87	C CARRINGTON	3	
89	P MELLOR	17	91	R LITHERLAND	94	N/A	S WHITE	8.000	87	A HUGHES	3	
89	C BRADFORD	17	92	P MELLOR	93	N/A	C SLATER	9.250	87	M HOLLAND	3	
93	P COCKBILL	16	93	N MAFFIN	82	N/A	S SIDDANS	10.417	87	C STANNARD	3	
94	R JAMES	15	94	P COCKBILL	81	N/A	J KELLY	10.500	94	H VD HEUVEL	2	(2)
94	C COOPER	15	95	D LEVERTON	75	N/A	J HENRY	11.000	94	J KELLY	2	
96	M TANSLEY	14	96	M TANSLEY	73	N/A	F HOLMES	11.194	94	C SLATER	2	(2)
97	J KELLY	13	97	YAN SHEN	68	N/A	M BLOOD	11.639	94	YAN SHEN	2	
97	D LEVERTON	13	98	J KELLY	67	N/A	C COOPER	11.700	94	I HALL	2	
99	S REVITT	12	99	S REVITT	63	N/A	C ATKINSON	12.125	94	S SUMNER	2	
99	P PURVIS	12	100	M WATTS	61	N/A	J MELLOR	12.650	94	B BRUCE	2	

ADULT STATISTICS 1992-2022 - AFTER 642 CLUB NIGHTS

Sheet 3 of 5 (Note: Highlighted Names are Current 2022 Members, CS = Best Consecutive Results)

MEETINGS ATTENDED		RACES COMPLETED		DRIVER RANKING		FINALS WON						
Pos	ADULT	No	Pos	ADULT	No	Pos	ADULT	SCORE	Pos	ADULT	No	CS
99	M WATTS	12	101	J McDONALD	60	N/A	A DOBBINS	12.925	94	C BRADFORD	2	
99	T STACEY	12	102	M BLOOD	58	N/A	P WRIGHT	13.250	94	M MARTINEZ	2	
103	AJ McPEAKE	11	102	W BLURTON	58	N/A	T STACEY	13.271	103	R GILLARD	1	
103	YAN SHEN	11	102	F HOLMES	58	N/A	P ZIMMERMAN	13.500	103	D ROYTHORNE	1	
105	R GILLARD	10	105	I HALL	57	N/A	M TANSLEY	13.500	103	P COCKBILL	1	
105	A DOBBINS	10	105	T STACEY	57	N/A	L COPLEY	13.500	103	J JOHNSON	1	
105	I HALL	10	107	T CASH	54	N/A	N WRIGHT	13.556	103	G SCHULE	1	
105	J McDONALD	10	107	C COOPER	54	N/A	C WILKINSON	14.083	103	M WATTS	1	
109	N WRIGHT	9	109	N WRIGHT	52	N/A	C CARRINGTON	14.111	103	B GEBAUERS	1	
109	M BLOOD	9	110	AJ McPEAKE	50	N/A	K JEFFRIES	14.688	103	G CLARK	1	
109	T BALDOCK	9	110	T BALDOCK	50	N/A	Da BUCKLEY	14.844	103	L COPLEY	1	
109	T CASH	9	112	R GILLARD	49	N/A	S ALLDREAD	14.917	103	A DOBBINS	1	
109	F HOLMES	9	112	A DOBBINS	49	N/A	B COOK	15.000	103	C WILKINSON	1	
114	C NORRIS	8	112	D KENNING	49	N/A	J FLETCHER	15.125	103	R HILL	1	
114	Da BUCKLEY	8	115	P PURKIS	47	N/A	W BLURTON	15.438	103	N CHATTLE	1	
114	W BLURTON	8	116	A LEE	46	N/A	R HEATON	15.500	103	C ATKINSON	1	
114	D KENNING	8	116	Z MIDDLETON	46	N/A	R GILLARD	15.575	103	A THOMPSON	1	
118	S PATCHING	7	118	Da BUCKLEY	43	N/A	R JAMES	15.617	103	A LEE	1	
118	G CLARK	7	119	A HUGHES	42	N/A	G CLARK	15.750	103	D LLOYD	1	
118	J HENRY	7	120	P WRIGHT	40	N/A	L HENDERSON	15.750	103	Z MIDDLETON	1	
118	R HILL	7	121	G CLARK	39	N/A	A LEE	15.833	103	T STACEY	1	
118	L ELMORE	7	122	S PATCHING	38	N/A	D LEVERTON	15.846	103	F HOLMES	1	
123	D HARROP	6	122	C NORRIS	38	N/A	R SPENCER	15.850	103	J McDONALD	1	
123	D HART	6	124	J HENRY	37	N/A	YUAN ZHI	15.875				
123	P WRIGHT	6	125	C WILKINSON	35	N/A	R HILL	16.071				
123	C WILKINSON	6	125	YUAN ZHI	35	N/A	P COCKBILL	16.156				
123	A HUGHES	6	125	L ELMORE	35	N/A	D LLOYD	16.167				
123	Ch HOLLAND	6	128	D BUCKLEY	33	N/A	S PATCHING	16.179				
123	D BUCKLEY	6	129	R HILL	32	N/A	Z MIDDLETON	16.250				
123	YUAN ZHI	6	130	D HART	30	N/A	J McDONALD	16.375				
123	A LEE	6	130	D HARROP	30	N/A	D KENNING	16.469				
123	Z MIDDLETON	6	130	Ch HOLLAND	30	N/A	M WATTS	16.625				
123	M DUTSON	6	133	St BOWMAN	29	N/A	C NORRIS	16.714				
134	R SPENCER	5	133	C BLURTON	29	N/A	T CASH	16.889				
134	J MELLOR	5	135	R SPENCER	28	N/A	G HADDON	17.000				
134	C BLURTON	5	136	C ATKINSON	27	N/A	D HARROP	17.500				
137	B GEBAUERS	4	137	K JEFFRIES	26	N/A	St BOWMAN	17.500				
137	C ROBINSON	4	138	L COPLEY	25	N/A	S KERR	17.563				
137	S HENDRY	4	138	D LLOYD	25	N/A	YAN SHEN	17.636				
137	C ATKINSON	4	140	S SIDDOONS	23	N/A	I HALL	17.650				
137	K JEFFRIES	4	141	M DUTSON	22	N/A	L ZHOU	17.750				
137	W PARKIN	4	142	B GEBAUERS	21	N/A	C ROBINSON	18.000				
137	St BOWMAN	4	143	C ROBINSON	20	N/A	N MAFFIN	18.103				
137	S KERR	4	143	S HENDRY	20	N/A	D HART	18.208				
145	H VD HEUVEL	3	145	W PARKIN	17	N/A	T HAGUES	18.236				
145	J JOHNSON	3	146	J JOHNSON	16	N/A	C BRADFORD	18.279				
145	S ALLDREAD	3	146	J MELLOR	16	N/A	D BUCKLEY	18.333				
145	L COPLEY	3	146	S KERR	16	N/A	J ASHCROFT	18.375				
145	S SIDDOONS	3	149	S ALLDREAD	15	N/A	B FAHRNER	18.750				
145	D LLOYD	3	149	S BENNETT	15	N/A	Ch Holland	18.792				

ADULT STATISTICS 1992-2022 - AFTER 642 CLUB NIGHTS

Sheet 4 of 5 (Note: Highlighted Names are Current 2022 Members, CS = Best Consecutive Results)

MEETINGS ATTENDED		RACES COMPLETED		DRIVER RANKING		FINALS WON						
Pos	ADULT	No	Pos	ADULT	No	Pos	ADULT	SCORE	Pos	ADULT	No	CS
145	S BENNETT	3	151	H VD HEUVEL	14	N/A	C BLURTON	18.800				
152	D ROYTHORNE	2	151	P ZIMMERMANN	14	N/A	B GEBAUERS	18.875				
152	J ASHCROFT	2	151	L HENDERSON	14	N/A	M DUTSON	18.917				
152	A CARTER	2	154	D ROYTHORNE	11	N/A	S HENDRY	19.188				
152	B FAHRNER	2	155	J ASHCROFT	10	N/A	D ROYTHORNE	19.375				
152	L ZHOU	2	155	A CARTER	10	N/A	M JUBB	19.408				
152	B COOK	2	155	B FAHRNER	10	N/A	S BENNETT	19.417				
152	J FLETCHER	2	155	B COOK	10	N/A	J JOHNSON	19.500				
159	S WHITE	1	155	J FLETCHER	10	N/A	A HARTLEY	19.750				
159	P DUNNE	1	160	L ZHOU	9	N/A	W PARKIN	19.813				
159	A HARTLEY	1	161	C SLATER	7	N/A	T MAKUNI	20.000				
159	C SLATER	1	162	T MAKUNI	6	N/A	P DUNNE	20.750				
159	P ZIMMERMANN	1	163	S WHITE	5	N/A	P MELLOR	20.882				
159	L HENDERSON	1	163	R HEATON	5	N/A	A CARTER	21.625				
159	G HADDON	1	163	A HARTLEY	5	N/A	L ELMORE	21.786				
159	T MAKUNI	1	163	G HADDON	5	N/A	P PURKIS	22.667				
159	R HEATON	1	167	P DUNNE	4	N/A	H VD HEUVEL	22.917				

ADULT DHORC STATISTICS 1992-2022, AFTER 642 ROUNDS

Sheet 5 of 5 (Note: Highlighted Names are Current 2022 Members, CS = Best Consecutive Results)

POLES				IQR's				WINS				FASTEST LAPS				BEST RACE LAPS				CHAMPIONSHIPS	
Pos	ADULT	No	CS	Pos	ADULT	No	CS	Pos	ADULT	No	CS	Pos	ADULT	No	CS	Pos	ADULT	No	CS	YEAR	ADULT
1	L PATEMAN	117	(7)	1	L PATEMAN	478	(19)	1	L PATEMAN	111	(4)	1	L PATEMAN	274	(14)	1	L PATEMAN	178	(6)	1992	N SISMEY
2	M CHADWICK	101	(9)	2	N SISMEY	398	(5)	2	N SISMEY	84	(4)	2	N SISMEY	50	(4)	2	N SISMEY	89	(5)	1993	J TAGUE
3	N SISMEY	85	(3)	3	S GOODLIP	320	(5)	3	M CHADWICK	83	(7)	3	S GOODLIP	51	(5)	3	M CHADWICK	66	(3)	1994	J TAGUE
3	S GOODLIP	85	(7)	4	M CHADWICK	304	(10)	4	S GOODLIP	82	(5)	4	J TAGUE	48	(5)	4	S GOODLIP	64	(3)	1995	J TAGUE (3)
5	J SISMEY	50	(4)	5	J SISMEY	210	(8)	5	J SISMEY	59	(3)	5	A SMITH	46	(6)	5	A SMITH	50	(3)	1996	M CHADWICK
6	W LANDER	42	(11)	6	W LANDER	183	(16)	6	W LANDER	41	(9)	6	J SISMEY	38	(4)	6	J SISMEY	39	(3)	1997	M CHADWICK
6	A SMITH	42	(4)	7	A SMITH	137	(4)	7	A SMITH	37	(3)	7	W LANDER	28	(5)	7	W LANDER	37	(11)	1998	N SISMEY
8	J TAGUE	28	(4)	8	J TAGUE	126	(5)	8	J TAGUE	28	(4)	8	M CHADWICK	22	(2)	8	J TAGUE	28	(3)	1999	N SISMEY
9	P REES	18	(2)	9	A McPEAKE	101	(4)	8	P REES	28	(2)	9	A McPEAKE	13	(2)	9	P REES	22	(2)	2000	M CHADWICK
10	A McPEAKE	16		10	P REES	103	(3)	10	A McPEAKE	16	(2)	10	P REES	12	(3)	10	A McPEAKE	13		2001	M CHADWICK
11	J LYMER	14		11	J NEALE	45	(6)	11	J LYMER	13	(2)	11	J NEALE	8	(2)	11	L SMITH	10	(2)	2002	S GOODLIP
12	J NEALE	9	(3)	12	L SMITH	37	(3)	12	J NEALE	9	(2)	12	L SMITH	7		12	J NEALE	6		2003	L PATEMAN
13	L SMITH	6		13	J LYMER	36	(3)	13	S ANAND	5		13	C ROYTHORNE	6		12	M ALLSOPP	6		2004	L PATEMAN
14	T BALDOCK	5	(2)	14	D GARBETT	28	(3)	13	M ALLSOPP	5		14	T BALDOCK	4		12	D GARBETT	6		2005	M CHADWICK (5)
14	D GARBETT	5		15	S ANAND	25	(2)	13	T BALDOCK	5		14	T CHADWICK	4		15	J LYMER	5		2006	W LANDER
16	S ANAND	3		16	M ALLSOPP	21	(2)	16	C ROYTHORNE	4		14	A BULLOCK	4		16	T CHADWICK	4		2007	W LANDER
16	S REVITT	3	(2)	17	T BALDOCK	19	(8)	16	L SMITH	4	(2)	17	D BRENTNALL	3		16	T BALDOCK	4	(2)	2008	W LANDER (3)
16	P LEVERS	3		18	G PEACH	17	(3)	16	D GARBETT	4		17	G PEACH	3		18	S ANAND	3		2009	J SISMEY
16	J LAMB	3		19	C ROYTHORNE	12	(2)	19	S LANDER	3		17	D GARBETT	3		19	S REVITT	2	(2)	2010	L PATEMAN
20	S LANDER	2		19	S LANDER	12	(2)	18	G PEACH	3		17	J LYMER	3		19	D BRENTNALL	2		2011	L PATEMAN
20	D McPEAKE	2		21	A TURNBULL	13	(2)	21	S REVITT	2		17	J LAMB	3		19	D McPEAKE	2		2012	L PATEMAN (5)
20	A BULLOCK	2		22	D McPEAKE	11		21	AJ McPEAKE	2		17	C BOWLES	3	(2)	19	R BLAKE	2		2013	J SISMEY
20	C ROYTHORNE	2		23	S REVITT	10	(5)	21	R SEAMAN	2		23	S REVITT	2		19	K LYE	2		2014	J SISMEY (3)
20	G PEACH	2	(2)	23	T CHADWICK	10		21	D McPEAKE	2		23	A DAVIES	2	(2)	19	P LEVERS	2		2015	N SISMEY (4)
25	T MEASHAM	1		23	A BULLOCK	10	(3)	21	T CHADWICK	2		23	A TURNBULL	2		19	J LAMB	2		2016	S GOODLIP
25	K LYE	1		26	T MEASHAM	9		21	J LAMB	2		26	M ROGERS	1		19	C ROYTHORNE	2		2017	S GOODLIP
25	A DAVIES	1		26	P LEVERS	9		21	A TURNBULL	2		26	I BRENTNALL	1		19	G PEACH	2		2018	S GOODLIP (4)
25	C BOWLES	1		26	J LAMB	9	(3)	28	K LYE	1		26	AJ McPEAKE	1		28	M ROGERS	1		2019	A SMITH
25	A TURNBULL	1		29	N LAMBERT	7		28	R HILL	1		26	D McPEAKE	1		28	S MINNIS	1		2020	N/A
				30	T DINGLEY	6		28	R BLAKE	1		26	B JOHNSON	1		28	I BRENTNALL	1		2019	A SMITH (2)
				31	AJ McPEAKE	5	(2)	28	P LEVERS	1		26	S LANDER	1		28	S PANK	1			
				31	R SEAMAN	5	(3)	28	J ROYTHORNE	1		26	R SEAMAN	1		28	T DINGLEY	1			
				31	J LEVERS	5		28	R LITHERLAND	1		26	G WESTON	1		28	S LANDER	1			
				34	M ROGERS	4						26	T MEASHAM	1		28	G WESTON	1			
				34	S MINNIS	4						26	J LEVERS	1		28	J LEVERS	1			
				34	K LYE	4						26	R BLAKE	1		28	R HILL	1			
				37	D BRENTNALL	3						26	S ANAND	1		28	S SUMNER	1			
				37	R BLAKE	3						26	P LEVERS	1		28	R CROSSLAND	1			
				37	R CROSSLAND	3						26	J ROYTHORNE	1		28	J ROYTHORNE	1			
				40	I BRENTNALL	2						26	K ALCOCK	1		40	A TURNBULL	2			
				40	R MASTERS	2															
				40	C BOWLES	2															
				43	P FOXLEY	1															
				43	S PANK	1															
				43	G WESTON	1															
				43	A FEARN	1															
				43	K PAYNE	1															
				43	J ROYTHORNE	1															
				43	K ALCOCK	1															
				43	A DAVIES	1															
				43	R LITHERLAND	1															
				43	J CHELL	1															

IQR Means Individual Qualifying Rounds I.E. Yellow, Green, Red and Blue Lane on a Normal Club Night

JUNIOR STATISTICS 1992-2022 - AFTER 642 CLUB NIGHTS

Sheet 1 of 4 (Note: Highlighted Names are Current 2022 Members, CS = Best Consecutive Results)

MEETINGS ATTENDED			RACES COMPLETED			DRIVER RANKING			FINALS WON			
Pos	JUNIOR	No	Pos	JUNIOR	No	Pos	JUNIOR	SCORE	Pos	JUNIOR	No	CS
1	A TURNBULL	152	1	R LITHERLAND	917	1	* L SMITH	1.113	1	R LITHERLAND	61	(5)
1	R LITHERLAND	152	2	A TURNBULL	905	2	* A HUGHES	1.175	2	J HENRY	59	(3)
3	T CHADWICK	147	3	L TURNBULL	807	3	* AJ McPEAKE	1.275	3	A HALL	56	
4	L TURNBULL	133	4	T CHADWICK	774	4	* J MELLOR	1.400	3	A TURNBULL	56	(2)
5	F HOLMES	130	5	F HOLMES	769	5	* J HENRY	1.438	5	T CHADWICK	51	
6	G REYES-ENGLAND	128	6	G REYES-ENGLAND	766	6	* A HALL	1.475	6	J SISMEY	47	
7	J HENRY	127	7	J HENRY	658	7	* R LITHERLAND	1.600	7	J MELLOR	36	
8	J SISMEY	120	8	J SISMEY	654	8	* T MEASHAM	1.638	8	L SMITH	33	
9	R REES	103	9	Z ROYTHORNE	602	9	* A TURNBULL	1.663	8	H SMITH	33	(2)
10	Z ROYTHORNE	100	10	T MEASHAM	550	10	* T CHADWICK	1.825	10	P CONNALLY	32	(2)
11	P CONNALLY	95	11	L BROOKS	539	11	* J SISMEY	1.838	11	M MINNIS	31	(2)
12	C BRENTNALL	94	12	H SMITH	519	12	* M MINNIS	2.000	11	A HUGHES	31	
13	T MEASHAM	93	13	B ROYTHORNE	504	13	* J PATEMAN	2.025	13	AJ McPEAKE	30	(2)
14	H SMITH	89	14	P CONNALLY	500	14	* L BOWLES	2.100	13	C BRENTNALL	30	(2)
15	B ROYTHORNE	84	15	A HALL	490	15	* P CONNALLY	2.175	13	J PATEMAN	30	
16	L BROOKS	83	16	C BRENTNALL	486	16	* C BRENTNALL	2.275	13	G REYES-ENGLAND	30	
17	J MELLOR	82	17	J MELLOR	481	17	* C BULLOCK	2.300	17	C BOWLES	28	
18	A HALL	80	18	R REES	467	18	* C BOWLES	2.313	17	L TURNBULL	28	(2)
19	C BOWLES	78	19	J PATEMAN	428	19	* K ASHWORTH	2.613	19	F HOLMES	26	
20	T PANK	74	20	C BOWLES	402	20	* H SMITH	2.688	20	B ROYTHORNE	25	(2)
21	J PATEMAN	71	21	C BULLOCK	391	21	* N GULL	2.763	20	Z ROYTHORNE	25	(3)
22	M MINNIS	68	22	K LEVERS	381	22	* T PANK	2.800	22	R REES	24	
23	C BULLOCK	66	23	T PANK	378	23	* Z ROYTHORNE	3.038	23	J STEVENSON	23	
23	K LEVERS	66	24	A HUGHES	372	24	* K LEVERS	3.125	23	T MEASHAM	23	(3)
25	AJ McPEAKE	65	24	Ca HOLLAND	372	25	* K ALI	3.188	25	L BROOKS	21	(2)
26	A HUGHES	61	26	J MARTINEZ	369	26	L TURNBULL	3.238	26	T PANK	20	
26	Ca HOLLAND	61	27	L SMITH	352	27	* B ROYTHORNE	3.250	27	L BOWLES	18	
28	J MARTINEZ	59	27	M LITHERLAND	352	27	* J LAWSON	3.250	28	K LEVERS	15	
29	J LAWSON	57	29	M MINNIS	343	29	* P WALKER	3.325	28	J LAWSON	15	(2)
30	L SMITH	55	30	AJ McPEAKE	326	30	* J LISTER	3.700	30	D BARKER	14	
31	J STEVENSON	54	31	B BROOKS	325	31	* T GREEN	3.725	30	M LITHERLAND	14	
32	M LITHERLAND	53	32	J LAWSON	317	32	* P MARTIN	3.763	32	J MARTINEZ	13	
33	D BARKER	51	33	D PAUL	308	32	* R COOK	3.763	33	C DAVENPORT	12	
33	B BROOKS	51	34	L CHADWICK	277	34	* C DAVENPORT	3.775	33	K ALI	12	
35	D PAUL	49	35	J STEVENSON	276	35	* S SLATER	3.813	33	D PAUL	12	(2)
36	S SCHULE	47	36	D BARKER	266	36	* K SCHOFIELD	3.888	36	M McNULTY	10	
36	L CHADWICK	47	37	P MARTIN	263	37	* K COOK	4.050	36	P MARTIN	10	
38	P WALKER	46	38	L BOWLES	249	38	* F HOLMES	4.250	36	S BOWMAN	10	
38	L BOWLES	46	39	S BOWMAN	244	39	* G HADDON	4.500	39	G HADDON	9	
40	P MARTIN	45	40	P WALKER	236	40	* E HENRY	4.650	39	T GREEN	9	
41	J LISTER	41	41	S SCHULE	234	41	* G REYES-ENGLAND	4.738	39	N GULL	9	
41	S BOWMAN	41	41	J LISTER	234	42	* A OXSPRING	4.750	39	M BRADLEY	9	
43	J HAGUES	38	43	J HAGUES	221	43	* R REES	4.800	43	K SCHOFIELD	8	
44	K ALI	30	44	R COOK	197	44	* M BRADLEY	4.900	43	L CHADWICK	8	
45	M McNULTY	29	45	M BRADLEY	194	45	* D BARKER	5.038	43	C BULLOCK	8	
45	J BULLOCK	29	46	D JACKSON	190	46	* J STEVENSON	5.125	43	B BROOKS	8	(2)
45	R COOK	29	47	I BRADLEY	189	47	* R HUGHES	5.275	43	Ca HOLLAND	8	
45	A OXSPRING	29	48	K ALI	185	48	* J ELMORE	5.600	43	H TAYLOR	8	
45	I BRADLEY	29	48	E JACKSON	185	48	* J MARTINEZ	5.600	49	R LEY	7	
45	M BRADLEY	29	50	N BRADFORD	172	50	* M SEO	5.675	49	A CHATTLE	7	

(Driver Ranking = Average Position in Qualifying, Final Position, Fastest Lap & Race Laps Over Last 20 club nights)

JUNIOR STATISTICS 1992-2022 - AFTER 642 CLUB NIGHTS

Sheet 2 of 4 (Note: Highlighted Names are Current 2022 Members, CS = Best Consecutive Results)

MEETINGS ATTENDED		RACES COMPLETED		DRIVER RANKING		FINALS WON					
Pos	JUNIOR	No	Pos	JUNIOR	No	Pos	JUNIOR				
45	D JACKSON	29	51	A BRADFORD	169	51	* A CHATTLE	5.863	49	A BRADFORD	7
52	C DAVENPORT	28	52	M SEO	163	52	* L CHADWICK	6.025	52	S SLATER	6 (2)
52	E HENRY	28	52	K COOK	163	53	* J WATSON	6.063	52	P WALKER	6 (2)
52	E JACKSON	28	52	A OXSPRING	163	54	* M LITHERLAND	6.250	52	G CONNALLY	6
55	K SCHOFIELD	27	52	S ROYTHORNE	163	55	* M McNULTY	6.288	52	E HENRY	6
56	N GULL	26	56	N GULL	156	56	* J BULLOCK	6.300	52	R COOK	6
56	N BRADFORD	26	57	M McNULTY	154	57	* B BROOKS	6.488	52	E JACKSON	6
58	G HADDON	25	57	J PERRY	154	58	* D PAUL	6.550	52	D JACKSON	6 (2)
58	A BRADFORD	25	59	R HUGHES	151	59	* D JACKSON	7.088	52	T JAMES	6 (2)
58	S ROYTHORNE	25	60	J BULLOCK	150	60	* H TAYLOR	7.513	52	J HAGUES	6 (2)
61	K COOK	24	61	C DAVENPORT	149	61	* S SCHULE	7.825	61	L HAWLEY	5
61	J PERRY	24	62	K SCHOFIELD	144	62	* S BOWMAN	8.050	61	J BULLOCK	5
63	A CHATTLE	23	63	E HENRY	143	63	* E STOTT-ZAFIROPOULOS	8.063	61	A HARTLEY	5 (2)
63	L STOTT-ZAFIROPOULOS	23	64	G HADDON	138	64	* S MAFFIN	8.275	61	B CARRINGTON	5
63	J ELMORE	23	65	A CHATTLE	136	65	* L BROOKS	8.475	61	K ASHWORTH	5
66	J WATSON	22	66	L STOTT-ZAFIROPOULOS	135	66	* S MARTINEZ	8.600	61	M WARREN	5
66	R MAFFIN	22	67	H TAYLOR	134	67	* T SHARP	8.663	61	K COOK	5
66	T GREEN	22	68	K ASHWORTH	132	68	* L STOTT-ZAFIROPOULOS	8.900	61	N BRADFORD	5
66	R HUGHES	22	68	J ELMORE	132	69	* Ca HOLLAND	8.913	61	I PAUL	5 (2)
66	E STOTT-ZAFIROPOULOS	22	70	T JAMES	131	70	* R MAFFIN	8.988	70	A REES	4
71	K ASHWORTH	21	71	E STOTT-ZAFIROPOULOS	130	71	* N BRADFORD	9.550	70	J WATSON	4
71	H TAYLOR	21	72	B RILEY	124	72	* I BRADLEY	9.688	70	T SHARP	4
71	S MARTINEZ	21	73	T GREEN	119	73	* J HAGUES	9.800	70	M WATTS	4
74	S SLATER	20	74	S MARTINEZ	117	74	* S ROYTHORNE	10.000	70	J LISTER	4
74	T SHARP	20	75	J WATSON	113	75	* A BRADFORD	10.775	70	B JEFFRIES	4
74	S MAFFIN	20	76	R MAFFIN	109	76	T JAMES	10.863	70	E STOTT-ZAFIROPOULOS	4
74	T JAMES	20	77	S SLATER	108	77	* E JACKSON	12.500	70	L STOTT-ZAFIROPOULOS	4
78	B RILEY	19	77	B CARRINGTON	108	78	* J PERRY	13.813	70	J ELMORE	4
79	B CARRINGTON	18	79	T SHARP	103	N/A	L CAPEWELL	2.438	70	S ROYTHORNE	4
80	R LEY	17	79	J GRATTON	103	N/A	J THOMPSON	2.856	80	A PANK	3
80	G CONNALLY	17	81	S MAFFIN	99	N/A	S GILLARD	2.725	80	C CLARK	3
80	J GRATTON	17	82	M WARREN	98	N/A	M WARREN	2.817	80	R HUGHES	3
83	A HARTLEY	15	83	F McCANDLESS	96	N/A	A WATHEY	3.545	80	J PERRY	3
83	J MOSEDALE	15	84	R LEY	92	N/A	K JACKSON	3.563	80	J BLURTON	3
83	M WARREN	15	85	G CONNALLY	91	N/A	T REES	3.667	85	C WOODCOCK	2
86	C KAVANAGH	13	86	A HARTLEY	83	N/A	S TAGUE	3.813	85	Mat McNULTY	2
86	M WATTS	13	87	A WATHEY	72	N/A	A FEARN	3.850	85	J MOSEDALE	2
88	J DOBBINS	12	87	J MOSEDALE	72	N/A	N ZIMMERMANN	3.969	85	D SPENCER	2
88	F McCANDLESS	12	87	B JEFFRIES	72	N/A	R LEY	4.103	85	N ZIMMERMANN	2
90	A PANK	11	90	M WATTS	69	N/A	C CLARK	4.179	85	A OXSPRING	2
90	A WATHEY	11	91	I PAUL	68	N/A	D SPENCER	4.375	85	L BLAKE	2
90	N McDONALD	11	92	C KAVANAGH	65	N/A	N BLACK	4.375	85	D JEFFRIES	2 (2)
93	S GILLARD	10	93	D JEFFRIES	62	N/A	M BUCKLEY	4.417	85	J GRATTON	2
93	A FEARN	10	94	A FEARN	61	N/A	M WESTON	4.438	85	F McCANDLESS	2
93	I MATTHEWS	10	94	I MATTHEWS	61	N/A	L BLAKE	4.500	85	I BRADLEY	2
96	L HAWLEY	9	96	J DOBBINS	60	N/A	M YEOMANS	4.563	85	E PAUL	2 (2)
96	D NEALE	9	97	A PANK	58	N/A	E DOYLE	4.625	85	B RILEY	2
96	C WOODCOCK	9	98	N McDONALD	57	N/A	T KERR	4.750	85	J McDONALD	2
96	Mat McNULTY	9	99	J BLURTON	56	N/A	I MATTHEWS	5.075	85	J THOMPSON	2
96	B JEFFRIES	9	100	Ca BLURTON	55	N/A	J DOBBINS	5.083	85	T KERR	2

JUNIOR STATISTICS 1992-2022 - AFTER 642 CLUB NIGHTS

Sheet 3 of 4 (Note: Highlighted Names are Current 2022 Members, CS = Best Consecutive Results)

MEETINGS ATTENDED		RACES COMPLETED		DRIVER RANKING		FINALS WON					
Pos	JUNIOR	No	Pos	JUNIOR	No	Pos	JUNIOR	No	CS		
96	D JEFFRIES	9	101	E PAUL	54	N/A	N McDONALD	5.114	101	S GILLARD	1
96	I PAUL	9	102	N ZIMMERMANN	51	N/A	A HARTLEY	5.212	101	C KAVANAGH	1
96	E PAUL	9	103	S GILLARD	50	N/A	B REES	5.350	101	D NEALE	1
104	M SEO	8	103	L HAWLEY	50	N/A	J MOSEDALE	5.462	101	A MILNER	1
104	TI REES	8	105	S LIVESEY	49	N/A	M WILLIS	5.750	101	T REES	1
104	C BARTLETT	8	106	C BARTLETT	48	N/A	B CARRINGTON	5.847	101	R MAFFIN	1
104	Ca BLURTON	8	107	Mat McNULTY	47	N/A	J McDONALD	6.458	101	T ALLDREAD	1
104	J BLURTON	8	108	C WOODCOCK	46	N/A	B JEFFRIES	6.472	101	M HART	1
104	J THOMPSON	8	109	D NEALE	44	N/A	L BELL	6.550	101	S MAFFIN	1
110	A MILNER	7	110	C CLARK	41	N/A	D GEBAUERS	6.750	101	D GEBAUERS	1
110	A REES	7	111	TI REES	40	N/A	D NEALE	7.083	101	L BELL	1
110	C CLARK	7	112	A REES	38	N/A	L HAWLEY	7.083	101	M SEO	1
110	N ZIMMERMANN	7	112	J McDONALD	38	N/A	D JEFFRIES	7.111	101	A FEARN	1
110	M BUCKLEY	7	114	A MILNER	36	N/A	Mat McNULTY	7.167	101	I MATTHEWS	1
115	M HART	6	115	B REES	35	N/A	C BARTLETT	7.344	101	M WILLIS	1
115	S LIVESEY	6	116	M BUCKLEY	33	N/A	J GRATTON	7.426	101	B REES	1
115	SM BLURTON	6	117	M HART	31	N/A	M WATTS	7.519	101	S TAGUE	1
115	J McDONALD	6	117	A PARKIN	31	N/A	C WOODCOCK	8.056	101	L CAPEWELL	1
119	L BELL	5	117	SM BLURTON	31	N/A	R FREEMAN	8.417	101	M BUCKLEY	1
119	B REES	5	120	L PARKIN	30	N/A	H MOHAMMED	8.500	101	S LIVESEY	1
119	L BLAKE	5	121	K JACKSON	29	N/A	G CONNALLY	8.588	101	L PARKIN	1
119	A PARKIN	5	121	M WESTON	29	N/A	B RILEY	8.697	101	A PARKIN	1
119	L PARKIN	5	121	R FREEMAN	29	N/A	A STOTT	8.750	101	R FREEMAN	1
124	D SPENCER	4	121	J THOMPSON	29	N/A	A MILNER	8.786	101	S MARTINEZ	1
124	M YEOMANS	4	125	L BELL	26	N/A	M HART	9.417	101	E DOYLE	1
124	M WILLIS	4	125	M YEOMANS	26	N/A	Ca BLURTON	9.594			
124	S TAGUE	4	127	S TAGUE	24	N/A	J BLURTON	9.781			
124	K JACKSON	4	128	D SPENCER	23	N/A	A PANK	10.114			
124	L CAPEWELL	4	129	M WILLIS	20	N/A	T ALLDREAD	10.167			
124	M WESTON	4	129	L CAPEWELL	20	N/A	E GIBBS	10.417			
124	E DOYLE	4	131	T KERR	18	N/A	F McCANDLESS	10.558			
124	T KERR	4	132	E DOYLE	17	N/A	C KAVANAGH	10.692			
133	T REES	3	133	T REES	16	N/A	TI REES	10.719			
133	D ALLDREAD	3	133	T ALLDREAD	16	N/A	D ALLDREAD	10.750			
133	T ALLDREAD	3	133	D GEBAUERS	16	N/A	A REES	10.786			
133	D GEBAUERS	3	136	D ALLDREAD	15	N/A	SM BLURTON	10.833			
133	E GIBBS	3	136	E GIBBS	15	N/A	A PARKIN	11.300			
133	R FREEMAN	3	138	H MOHAMMED	14	N/A	E PAUL	11.806			
139	N BLACK	2	139	L BLAKE	13	N/A	L PARKIN	12.900			
140	H MOHAMMED	1	140	N BLACK	10	N/A	S LIVESEY	13.083			
140	A STOTT	1	141	A STOTT	5	N/A	I PAUL	13.667			

Outright Track Record Holders After DHORC 642

Adults

Pos	Name	Qualifying	F1	GC	F1	GC	Total
			Fastest Laps	Fastest Laps	Race Laps	Race Laps	
1	L Pateman	30	43	64	27	46	210
2	S Goodlip	20	34	10	30	17	111
3	A Smith	25	13	24	12	23	97
4	N Sismey	15	8	11	15	16	65
5	J Sismey	15	7	8	14	13	57
6	M Chadwick	12			8	9	29
7	W Lander	9	5	3	6		23
8	A McPeake	4	3	5	7		19
8	P Rees	3	3		10	3	19
10	J Tague	4	3	2	3	5	17
11	J Lymer	4	2	1	2	1	10
12	T Baldock	3	1	1	1	2	8
13	L Smith	2	1	3			6
13	A Turnbull	1	2		3		6
15	D Garbett	1		1	2	1	5
15	C Roythorne		2	2		1	5
17	J Neale				2	1	3
17	S Anand	1			1	1	3
17	T Chadwick		1		2		3
17	J Lamb	1		1	1		3
21	M Allsopp				2		2
21	S Lander			1	1		2
21	C Bowles	1	1				2
24	G Peach		1				1
24	D McPeake		1				1
24	J Roythorne				1		1
24	S Pank				1		1
Total		141	121	128	134	133	709

Note: Some Record Can Be Held By More Than One Member - Highlighted Names 2022 Members

Outright Track Record Holders After DHORC 642

Juniors

Pos	Name	Qualifying	F1	GC	F1	GC	Total
			Fastest Laps	Fastest Laps	Race Laps	Race Laps	
1	A Turnbull	31	22	16	34	17	120
2	R Litherland	24	21	26	14	28	113
3	J Sismey	15	15	12	11	17	70
4	A Hall	12	9	7	13	12	53
5	T Chadwick	7	6	10	7	19	49
6	AJ McPeake	10	9	4	9	4	36
7	T Measham	6	4	1	13	3	27
7	J Henry	2	9	5	9	2	27
9	J Mellor	10	4	4	2	4	24
10	L Bowles	7	3	3	2	5	20
11	M Minnis	6	2	4	2	5	19
12	Z Roythorne	2	2	6		8	18
12	H Smith	6	3	4	3	2	18
14	J Pateman	4	4	5	1	3	17
15	J Lawson	3	2	2	2	1	10
15	B Roythorne	1	1	6		2	10
17	F Holmes	1	3	2	3		9
17	C Brentnall		2	3		4	9
19	A Hughes	2	1	5			8
19	L Smith		4		4		8
21	T Pank		1	3	2		6
21	C Bowles	2	1		1	2	6
23	P Connally		1	3			4
23	R Rees	1	1	1		1	4
23	K Ashworth	1	1	1		1	4
23	L Turnbull	1	1		2		4
27	K Levers		1		1	1	3
28	P Martin		1		1		2
28	N Gull		1		1		2
30	Ca Holland			1			1
30	E Henry		1				1
30	C Clark					1	1
30	K Ali				1		1
30	B Brooks				1		1
30	J Elmore		1				1
30	S Roythorne			1			1
30	A Hartley			1			1
Total		154	137	136	139	142	708

Note: Some Record Can Be Held By More Than One Member - Highlighted Names 2022 Members

DHORC Statistics 2022

Poles		Adult			Junior			Poles	
Records	Name	Total	2022	Name	Total	2022	Records		
All Time	L Pateman	117	5	L Bowles	9	7	All Time		
L Pateman 117	N Sismey	85		J Lawson	8	3	R Litherland	61	
Season	S Goodlip	85	1	H Smith	7	2	Season		
S Goodlip 17	A Smith	42	4				L Smith	21	
	P Rees	18	1						
	D Garbett	5							
	J Lamb	3							
	G Peach	2							
	A Turnbull	1	1						
	C Bowles	1							
Race Wins	Adult			Junior			Race Wins		
Records	Name	Total	2022	Name	Total	2022	Records		
All Time	L Pateman	111	3	H Smith	10	1	All Time		
L Pateman 111	N Sismey	84		L Bowles	9	7	A Hall	49	
Season	S Goodlip	82	3	J Lawson	6	3	Season		
W Lander 16	A Smith	37	4	J Thompson	1	1	L Smith	20	
	P Rees	28	1				A Hall	20	
	D Garbett	4							
	G Peach	3							
	J Lamb	2							
	A Turnbull	2	1						
	R Litherland	1							
Fast Laps	Adult			Junior			Fast Laps		
Records	Name	Total	2022	Name	Total	2022	Records		
All Time	L Pateman	274	6	H Smith	13	3	All Time		
L Pateman 274	S Goodlip	51	4	L Bowles	9	6	J Sismey	59	
Season	N Sismey	50		J Lawson	6	3	Season		
L Pateman 19	A Smith	46	3				L Smith	21	
A Smith 19	P Rees	12							
	G Peach	3							
	D Garbett	3							
	C Bowles	3							
	J Lamb	2							
	A Turnbull	2							
Race Laps	Adult			Junior			Race Laps		
Records	Name	Total	2022	Name	Total	2022	Records		
All Time	L Pateman	178	4	L Bowles	11	8	All Time		
L Pateman 178	N Sismey	89		H Smith	8	1	R Litherland	63	
Season	S Goodlip	64	2	J Lawson	6	3	Season		
W Lander 16	A Smith	50	4				A Hall	22	
	P Rees	22	1						
	D Garbett	6							
	J Lamb	2							
	G Peach	2							
	A Turnbull	2	1						

Current Members Best Ever Position Records after DHORC 642																
Qualifying				Final Position				Fastest Laps				Race Laps				
Pos	Adult	DHORC	Gap	Pos	Adult	DHORC	Gap	Pos	Adult	DHORC	Gap	Pos	Adult	DHORC	Gap	Date
1	A Smith	642	0	1	A Smith	642	0	1	L Pateman	642	0	1	A Smith	642	0	17-May-22
1	P Rees	640	2	1	L Pateman	641	1	1	S Goodlip	640	2	1	L Pateman	641	1	26-Apr-22
1	S Goodlip	637	5	1	S Goodlip	640	2	1	A Smith	638	4	1	S Goodlip	640	2	26-Apr-22
1	L Pateman	636	6	1	A Turnbull	635	7	1	A Turnbull	625	17	1	A Turnbull	635	7	22-Feb-22
1	A Turnbull	635	7	1	P Rees	631	11	1	J Lamb	616	26	1	P Rees	631	11	11-Jan-22
1	D Garbett	625	17	1	R Litherland	624	18	1	C Bowles	612	30	1	N Sismey	613	29	07-Jan-20
1	J Lamb	616	26	1	N Sismey	613	29	1	L Smith	591	51	1	D Garbett	611	31	28-Oct-19
1	N Sismey	613	29	1	D Garbett	611	31	1	D Garbett	582	60	1	L Smith	579	63	04-Sept-18
1	L Smith	591	51	1	L Smith	566	76	1	G Peach	565	77	1	G Peach	565	77	24-Feb-18
1	G Peach	565	77	1	J Lamb	538	104	1	N Sismey	511	131	1	J Lamb	538	104	25-Feb-17
1	C Bowles	563	79	1	G Peach	537	105	1	P Rees	497	145	1	R Litherland	624	18	28-Sept-21
2	R Litherland	624	18	2	C Bowles	600	42	2	R Litherland	624	18	2	C Bowles	139	503	18-Apr-00
4	R Edwards	581	61	3	D Turnbull	527	115	3	C Cooper	639	3	3	D Edwards	599	43	25-Jun-19
4	R Masters	279	363	3	R Masters	433	209	3	R Masters	382	260	3	R Masters	433	209	23-Feb-13
5	S Gray	627	15	4	S Smith	537	105	4	D Turnbull	564	78	4	L Blacker	642	0	17-May-22
5	D Turnbull	539	103	5	S Gray	627	15	5	D Edwards	541	101	4	S Smith	537	105	25-Feb-17
6	L Edwards	512	130	5	D Edwards	581	61	5	L Blacker	621	21	5	C Cooper	627	15	09-Nov-21
7	R Lawson	629	13	6	R Lawson	530	112	6	S Gray	635	7	6	D Turnbull	596	46	09-Apr-19
7	S Smith	538	104	6	L Edwards	512	130	6	L Edwards	512	130	6	R Lawson	530	112	18-Oct-16
8	C Cooper	628	14	8	L Blacker	631	11	8	S Smith	537	105	8	S Gray	627	15	09-Nov-21
9	L Blacker	602	40	8	C Cooper	630	12	8	R Lawson	530	112	8	L Edwards	637	5	15-Mar-22
14	A Thompson	635	7	14	A Thompson	453	189	13	A Thompson	479	163	13	A Thompson	479	163	21-Oct-14
17	S Kerr	639	3	17	M Dutton	639	3	15	M Dutton	641	1	15	S Kerr	642	0	17-May-22
19	M Dutton	639	3	18	S Kerr	640	2	15	S Kerr	639	3	17	M Dutton	639	3	05-Apr-22
Pos	Junior	DHORC	Gap	Pos	Junior	DHORC	Gap	Pos	Junior	DHORC	Gap	Pos	Junior	DHORC	Gap	Date
1	H Smith	642	0	1	L Bowles	642	0	1	H Smith	642	0	1	L Bowles	642	0	17-May-22
1	L Bowles	640	2	1	H Smith	641	1	1	L Bowles	640	2	1	H Smith	641	1	26-Apr-22
1	J Lawson	633	9	1	J Lawson	633	9	1	J Lawson	633	9	1	J Lawson	633	9	01-Feb-22
2	J Thompson	636	6	1	J Thompson	640	2	2	J Thompson	636	6	2	J Thompson	636	6	22-Feb-22
4	E Doyle	641	1	3	T Kerr	640	2	3	E Doyle	641	1	3	E Doyle	641	1	26-Apr-22
4	T Kerr	640	2	4	E Doyle	641	1	4	T Kerr	640	2	4	T Kerr	640	2	26-Apr-22

Distance Covered In DHORC Club Championship 2022

Pos	Competitor	Class	Laps	Feet	Feet / Race	Miles	Races
1	A Turnbull	A	1,269.4	115,035	2,556	21.8	45
2	P Rees	A	1,249.4	112,889	2,566	21.4	44
3	L Pateman	A	1,221.2	110,075	2,685	20.8	41
4	D Garbett	A	1,163.9	104,841	2,383	19.9	44
5	N Sismey	A	1,150.2	103,735	2,530	19.6	41
6	G Peach	A	1,147.2	103,280	2,402	19.6	43
7	C Bowles	A	1,107.4	102,898	2,572	19.5	40
8	A Smith	A	1,087.7	100,439	2,870	19.0	35
9	L Blacker	A	1,064.5	96,208	2,138	18.2	45
10	S Goodlip	A	1,082.3	95,883	2,523	18.2	38
11	S Gray	A	1,000.6	89,913	2,091	17.0	43
12	R Litherland	A	852.4	78,772	2,387	14.9	33
13	D Turnbull	A	881.6	78,203	2,234	14.8	35
14	L Bowles	J	775.8	71,554	2,105	13.6	34
15	D Edwards	A	723.8	67,589	2,253	12.8	30
16	C Cooper	A	704.8	63,037	1,970	11.9	32
17	J Lamb	A	654.9	57,104	2,115	10.8	27
18	S Smith	A	578.7	51,554	1,983	9.8	26
19	L Edwards	A	560.2	50,646	2,110	9.6	24
20	A Thompson	A	531.3	49,969	1,785	9.5	28
21	L Smith	A	552.3	49,711	2,486	9.4	20
22	R Lawson	A	546.5	47,664	2,072	9.0	23
23	J Thompson	A	499.7	46,982	1,620	8.9	29
24	J Lawson	J	502.5	43,847	1,906	8.3	23
25	H Smith	J	493.8	43,703	1,987	8.3	22
26	M Dutson	A	382.0	35,090	1,595	6.6	22
27	S Kerr	A	340.8	30,562	1,910	5.8	16
28	T Kerr	J	297.1	26,674	1,482	5.1	18
29	E Doyle	J	284.5	25,777	1,516	4.9	17
30	R Masters	A	124.9	10,554	1,759	2.0	6
Pos	Competitor	Class	15,777.4	1,431,314.3	2,422	271.1	591

Next Circuit



Where Do We Race Next?

What Are The Records?

Who Has Been On The Podium?

Circuit History

Oulton Park Circuit is a motor racing track close to the village of Little Budworth, Cheshire, England. It is about 5 miles (8 km) from Winsford, 13 miles (21 km) from Chester city centre, 8 miles (13 km) from Northwich and 17 miles (27 km) from Warrington, with a nearby rail connection along the Mid-Cheshire Line. It occupies much of the area which was previously known as the Oulton Estate. The racing circuit is owned and operated by Jonathan Palmer's MotorSport Vision organisation.

The track is characterised by rapidly changing gradients, blind crests and several tight corners. The full circuit is 2.8 mi (4.5 km). The highest part of the course is Hill Top. Paddock facilities are reasonable in size with large areas of hard-standing and some power points.

The race track can be adapted for shorter courses. The "Foster's" Circuit, which is 1.66 miles (2.7 km), comprises half of the "Cascades" corner followed by the "Hislop's" chicane, it then heads onto Knickerbrook and up the 13% gradient of Clay Hill to work its way round to the start/finish straight. The British Touring Car Championships uses all of the Cascades Corner and Lakeside but then forks off into a hairpin before Island Bend. This hairpin cuts out all of the Island section of the circuit and takes the cars straight back over Hill Top.

Beginning in 2007, all the circuit's marshalling stations were redesigned with protective cages. This was to prevent incidents similar to those seen in the 2006 season when cars had collided with marshalling posts. A cage-protected marshals' station was also built at the bottom of the back straight near the chicane preceding Knickerbrook.

Rounds 13&14		Oulton Park (UK)				Rounds 29&30	
Previous Results							
Adults				1st	2nd	3rd	
DHORC 623	F1	28-Sept	2021	114'6"	P Rees	N Sismey	S Goodlip
DHORC 624	GC	28-Sept	2021	114'6"	R Litherland	A Turnbull	S Goodlip
DHORC 643	F1	07-Jun	2022	92'7"			
DHORC 644	GC	07-Jun	2022	92'7"			
Juniors				1st	2nd	3rd	
DHORC 623	F1	28-Sept	2021	114'6"	H Smith	N/A	N/A
DHORC 624	GC	28-Sept	2021	114'6"	H Smith	N/A	N/A
DHORC 643	F1	07-Jun	2022	92'7"			
DHORC 644	GC	07-Jun	2022	92'7"			

Circuit Records		Lap Length 92'7"	
Qualifying			
F1		TBA	
GC		TBA	
Fastest Laps			
F1		TBA	
GC		TBA	
Race Laps			
F1		TBA	
GC		TBA	
Final Points			
3.5 Points	J Lamb	28Sep21	
	A Turnbull	28Sep21	

The diagram shows the Oulton Park circuit layout with 9 numbered corners. A Union Jack flag is positioned at the top of the track. Power inputs are marked with red stars at corners 1, 5, 7, and 9. A legend indicates lap lengths: 15", 13", 12", and 9". The Oulton Park logo is also present.

DHORC 643 & 644



 Razorlite Lexans HO Facebook Page

Email: razor_lexan@outlook.com






























Post & Packaging Costs for up to 10 Bodies & Clips
UK from £4.00 Europe from £6.00 USA from £8.00























LEXAN BODY CATALOGUE





























<p>Legends</p> <p>SWB = 38mm (1.5") between axle centres LWB = 41mm (1.6") between axle centres Mega G = 43mm (1.7") between axle centres</p>	 <p>AC Cobra Concept car Convertible SWB 28mm Clip</p>	 <p>Acura NSX Concept Car 2012 LWB 30mm Clip</p>	 <p>Acura NSX GT3 2017 LWB 30mm Clip</p>	 <p>Alfa Romeo 155 Touring Car LWB 29mm Clip</p>
 <p>Alfa Romeo 4C</p> <p>SWB 30mm Clip</p>	 <p>Alfa Romeo 8C Competizione</p> <p>SWB or LWB 28mm Clip</p>	 <p>Alfa Romeo BTCC</p> <p>LWB 30mm Clip</p>	 <p>Alfa Romeo SZ</p> <p>Mega G/G+ 31mm Clip</p>	 <p>Alfa Romeo TZ3 Corsa</p> <p>SWB 29mm Clip</p>
 <p>Aston Martin DBR 9</p> <p>Mega G/G+ 30mm Clip</p>	 <p>Aston Martin DBS</p> <p>LWB 28mm Clip</p>	 <p>Aston Martin Vantage GTe</p> <p>LWB 26mm Clip</p>	 <p>Audacious (Hot Wheels)</p> <p>LWB 28mm Clip</p>	 <p>Audi R8 GT</p> <p>Mega G/G+ 31mm Clip</p>


				
Audi R8 GT3 LWB 31mm Clip	Audi R10 Tdi (LMP) LWB 33mm Body Pins (Rec)	Audi S3 BTCC LWB 27mm Clip	Austin Mini Cooper SWB 28mm Clip	Bentley Continental GT3 LWB 30mm Clip
				
BMW 2002tii 1974 LWB 26mm Clip	BMW 3.0 CSL 1973 LWB 27mm Clip	BMW 320i Turbo Grp 5 SWB 27mm Clip	BMW i8 LWB or Mega G/G+ 29mm Clip	BMW 1 Series BTCC LWB 29mm Clip
				
BMW M1 SWB 30mm Clip	BMW M3 GT2 LWB 27mm Clip	BMW M3 GTr 1994 LWB 27mm Clip	BMW Z4 GT3 LWB 27mm Clip	BMW Z8 Convertible LWB 30mm Clip
				
Boneshaker (Hot Wheels) Funny Car LWB 23mm Clip	Bugatti EB110 SWB 32mm Clip	Bugatti Veyron LWB 31mm Clip	Chevrolet Nastruck Pick Up LWB 30mm Clip	Chevron B19 SWB 29mm Clip
				
Chevron B19.L LWB 29mm Clip	Corvette CSR GT SWB 30mmClip	Corvette C7R GT LWB 26mm Clip	Corvette C7R GT 2017 LWB 31mm Clip	Corvette Daytona Prototype SWB 30mm Clip
				
Corvette Stingray 1969 SWB 30mm Clip	Corvette Stingray 2014 LWB 29mm Clip	Corvette Stingray Convertible 1967 Mega G/G+ 31mm Clip	Corvette Stingray Convertible 2014 LWB 29mm Clip	









				
Datsun S30 Fairlady Z 1975 SWB 26mm Clip	Datsun 240Z LWB 27mm Clip	Datsun 240Z SWB 27mm Clip	De Tomaso Pantera GTS LWB 31mm Clip	Dodge Challenger LWB 31mm Clip
				
Dodge Challenger Mega G/G+ 29mm Clip	Dodge Viper 1996 LWB 31mm Clip	Dodge Viper SRT LWB 27mm Clip		
				
Ferrari 250 GT Berlinetta Lusso 1964 SWB 30mm Clip	Ferrari 250 GTO LWB 29mm Clip	Ferrari 308 Gtb LWB 28mm Clip	Ferrari 330 P4 LWB 31mm Clip	Ferrari 333 SP LWB 29mm Clip
				
Ferrari 360 Mega G/G+ 30mm Clip	Ferrari 365 GTb Daytona SWB 28mm Clip	Ferrari 458 Gtb LWB 30mm Clip	Ferrari 488 Gte LWB 29mm Clip	Ferrari 512 LM SWB or LWB 29mm Clip
				
Ferrari 575 Gtc LWB 30mm Clip	Ferrari 599 GTb LWB 30mm Clip	Ferrari 612 Can Am SWB 32mm Clip	Ferrari F40 SWB 29mm Clip	Ferrari F40 (Tyco) SWB 32mm Clip

				
Ferrari LaFerrari LWB 28mm Clip	Ferrari Testarossa SWB 32mm Clip			
				
Ford Boss Mustang Mega G/G+ 30mm Clip	Ford Capri SWB 30mm Clip	Ford Custom Van LWB 30mm Clip	Ford Escort SWB 29mm Clip	Ford Fiesta 2012 LWB 26mm Clip
				
Ford Focus RS BTCC LWB 29mm Clip	Ford Focus RS LWB 29mm Clip	Ford GT 2006 LWB 29mm Clip	Ford GT 2016 LWB Body Pins Only	Ford GT40 SWB 29mm Clip
				
Ford Mustang 2005 LWB 27mm Clip	Ford Mustang Custom 2012 LWB or Mega G/G+ 28mm Clip	Ford Mustang 2013 LWB 31mm Clip	Ford P68 Grp 6 LWB 33mm Clip	Ford Shelby GR-1 Concept car LWB 29mm Clip
				
Ford Thunderbird Nascar LWB or Mega G/G+ 30mm Clip	Funny Car Pink Panther LWB 29mm Clip		Greenwood Corvette 1977 LWB or Mega G/G+ 25mm Clip	
				
Honda Civic BTCC LWB 28mm Clip	Honda Integra LWB 28mm Clip	Honda NSX JGTC LWB 30mm Clip	Honda S 2000 SWB 26mm Clip	

 Jaguar D Type LWB 30mm Clip	 Jaguar XJ 220 LWB or Mega G/G+ 29mm Clip	 Jaguar XJ 220 Micro Scalextric LWB 32mm Clip	 Jaguar XJR 5 (Grp44) SWB 32mm Clip	 Jaguar XJR 9 (Grp C) SWB or LWB 33mm Clip
 Jaguar XKR GT3 LWB 30mm Clip		 Koenigsegg CCX LWB 30mm Clip		
 Lamborghini Aventador LWB 31mm Clip	 Lamborghini Contach SWB 29mm Clip	 Lamborghini Huracan GT3 LWB or Mega G/G+ 32mm Clip	 Lamborghini Miura Concept LWB 30mm Clip	 Lamborghini Miura Jota SWB 28mm Clip
 Lamborghini Murcielago LWB 31mm Clip	 Lamborghini Reventon LWB 30mm Clip	 Lancia LC 2 SWB 31mm Clip	 Lancia Stratos SWB 28mm Clip	 Legend Race Car SWB 24mm Clip
 LMP 3 Race Car LWB 33mm Body Pins (Rec)	 Lotus Elise/Exige LWB 27mm Clip	 Lotus Europa LWB 31mm Clip		
 Marcos LM 600 SWB 30mm Clip	 Matchbox Hi Tailer LWB 33mm Clip	 Mazda 787b (Grp C) LWB 30mm Clip	 Mazda MX5 SWB 28mm Clip	 Mazda RX 7 SWB 27mm Clip

				
McLaren F1 Gtr LWB 28mm Clip	McLaren F1 GTr Long Tail LWB 28mm Clip	McLaren Mercedes SLR LWB or Mega G/G+ 31mm Clip	McLaren MP4 12C GT3 LWB 28mm Clip	McLaren P1 LWB 29mm Clip
				
Mercedes CLK GTB LWB 30mm Clip	Mercedes DTM Car LWB 30mm Clip	Mercedes GLK Class SUV LWB 29mm Clip	Mercedes SLS GT3 LWB or Mega G/G+ 31mm Clip	MG 6 GT BTCC LWB 28mm Clip
				
Mini Mini Cooper LWB 27mm Clip	Mitsubishi Lancer EVO Mega G/G+ 29mm Clip	Morris Minor LWB 27mm Clip	Mustang GT 500 1967 SWB 30mm Clip	Mustang Mach 1 SWB 30mm Clip
				
Nissan 300 ZX SWB 31mm Clip	Nissan / Datsun Fairlady 2000 LWB 26mm Clip	Nissan GTr LWB 29mm Clip	Nissan March 86G (GTP) SWB or LWB 31mm Clip	Nissan Nismo GT3 LWB 29mm Clip
				
Nissan R381 SWB 28mm Clip	Nissan R390 GT LWB 32mm Clip	Nissan R89C 1989 LWB 32mm Clip	Nissan Skyline GT-R 1977 LWB 27mm Clip	Nissan Skyline R32 SWB 30mm Clip
				
Nissan Grp C SWB or LWB 32mm Clip				

				
Pagini Huayra LWB 29mm Clip	Pagini Zonda C12 LWB 30mm Clip	Panoz GTR-1 LWB or Mega G/G+ 28mm Clip	Panoz LMP-1 1999 LWB 32mm Clip	Peugeot 905 (Grp C) SWB or LWB 31mm Clip
				
Peugeot 908 (LMP) LWB or Mega G/G+ 33mm Body Pins (Rec)	Plymouth Superbird 1970 LWB or Mega G/G+ 30mm Clip	Pontiac Firebird 1977 LWB or Mega G/G+ 30mm Clip	Porsche 908 Tyco SWB 29mm Clip	Porsche 908/02 Spider 1969 SWB 31mm Clip
				
Porsche 910 LWB or Mega G/G+ 32mm Clip	Porsche 911 GT1 1977 SWB or LWB 26mm Clip	Porsche 911 GT3 (Wing) SWB 27mm Clip	Porsche 911 GT3 RS LWB 29mm Clip	Porsche 911 (991) Turbo RSR GT LWB 28mm Clip
				
Porsche 914 SWB 28mm Clip	Porsche 917 SWB or LWB 31mm Clip	Porsche 934 turbo RSR SWB 26mm Clip	Porsche 935 Turbo SWB 28mm Clip	Porsche 956/962 (Grp C) Tomy SWB 31mm Clip
				
Porsche 956/962 (Grp C) Tyco LWB 32mm Clip	Porsche 959 SWB 29mm Clip	Porsche Carrera GT LWB or Mega G/G+ 28mm Clip		Racing Truck SWB 32mm Clip
				
Rally Car (Corgi) LWB 27mm Clip	Renault Clio Cup Car LWB or Mega G/G+ 30mm Clip	Renault Clio V6 LWB 29mm Clip	Renault Megane Trophy LWB or Mega G/G+ 30mm Clip	Renault RS01 GT LWB 28mm Clip

				
Sauber Mercedes C11 (Grp C) SWB or LWB 32mm Clip	Shadow Mk 11a LWB 31mm Clip	Shelby Cobra Daytona Coupe 1964 SWB 31mm Clip	Street Hot Rod Mega G/G+ 22mm Clip	Subaru Imprezza Mega G/G+ 30mm Clip
				
Subaru Levorg BTCC LWB 28mm Clip	Tesla Model S LWB 27mm Clip	Tomy Nascar SWB 32mm Clip	Toyota 88C-V (Grp C) SWB or LWB 32mm Clip	Toyota MR2 LWB 28mm Clip
				
Toyota TS 050 (LMP1) LWB 33mm Body Pins (Rec)	Triumph TR 7 LWB 28mm Clip	Tyco Nascar SWB 32mm Clip		Zakspeed Capri Grp 5 SWB or LWB 30mm Clip
				
AFX to Super G Clip	Lexan Clips various sizes Endbell Tool	Set-up/Run-in Block	Personalised Tech Block	Low Viscosity Oil Pinion Removal Fitting tool

3D Printed Items

All clips are now made from Nylon

Body Clips for Mega G / G+ Chassis	£1.00	Pinion Removal / Refitting Tool	£3.50
Body Clips for Super G+ / Viper / BSRT Chassis	£1.00	Car Set Up Block	£8.50
Body Clips for Tomy Turbo F1 Chassis	£1.00	Personalised Set-up Station	£20.00
Lowered Body Clip for Mega G / G+ Chassis	£1.00	End Bell Tool	£3.50
Lowered Body Clip for Super G Chassis	£1.00	Low Viscosity Oil	£4.50

(For mounting hard plastic bodies)

50p Discount available if Clip Purchased with a Body

Where is DHORC?

Derby HO Racing Club

dhorc

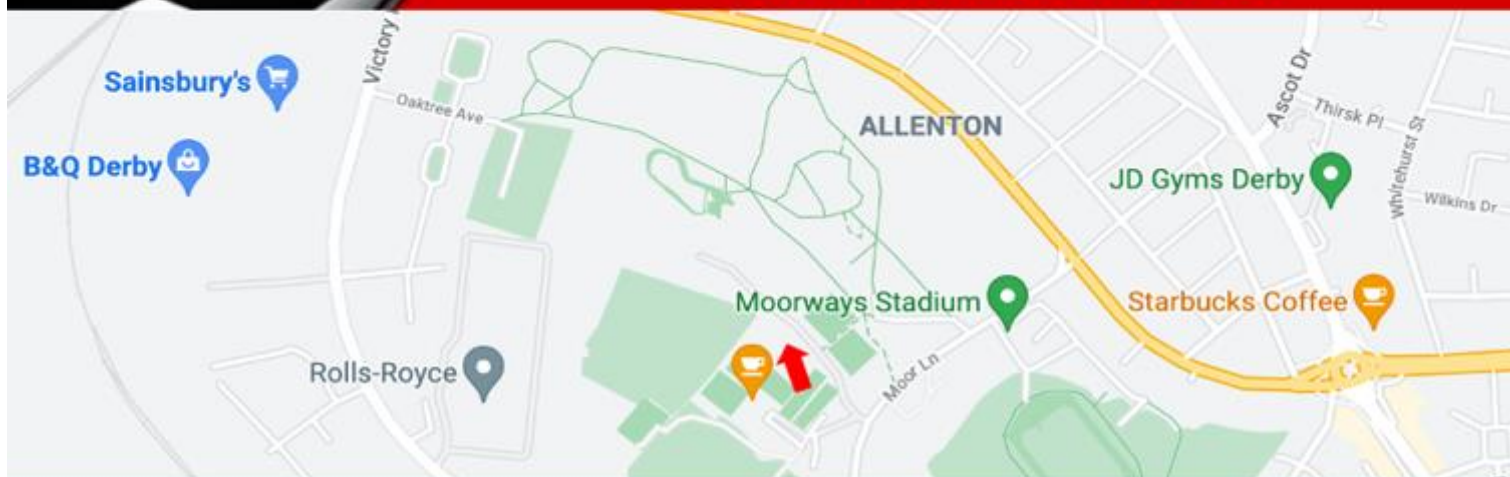
Home of HO Le Mans

Sponsored by
HARDEN CREEK
SLOTCARS

Derby H:O Racing Club
A Record Breaking Club



www.dhorc.co.uk



DHORC's Club Room



Derby Leisure Ltd Table Tennis Room

Derby Leisure Ltd,
Moor Lane, Allenton
Derby, DE24 9HY

Derby HO Racing Club
dhorc
Home of HO Le Mans
Carrera DIGITAL

Nick Sismey
sismey80@hotmail.co.uk
07984 339192