

Visit [dhorc.co.uk](http://dhorc.co.uk) or Find us on **facebook**

Derby HO Racing Club

**dhere**

Home of HO Le Mans Sponsored by **HARDEN CREEK**  
SLOT CARS

Club Night

**6 4 4**

**Round 14**

**Oulton Park - GC**

**07Jun22**

Phil Rees  
8Dec92  
to  
21May02

Derby HO Racing Club  
**dhere**  
Home of HO Le Mans Sponsored by **HARDEN CREEK**  
SLOT CARS

Nick Sismey  
8Oct13  
to  
07Jun22

**180**

Consecutive  
Race Evenings



**ADULTS**

- 01 L PATEMAN**
- 02 A SMITH**
- 03 S GOODLIP**

**JUNIORS**

- 01 H SMITH**
- 02 J LAWSON**
- 03 E DOYLE**

**This Week:** Goodbye Rockingham Hello Dhorcingham - 180 Club





# About:



## History and Key Facts

### HO Club founded on 7 July 1992

- DHORC: Derby HO Racing Club ("HO" Is The Scale = 1/64th)
- Section of Derby Leisure Limited, open to all!
- Home of world famous international Le Mans 24 Hour race.
- Smaller scale version of Scalextric, once set up works all night!
- Four-lane circuits
- Computerised timing
- Statistics for every meeting and every member since July 1992
- Over 20 race meetings each year
- 50+ circuit designs, up to 567 feet in length
- Eight-lane routed Rockingham oval
- Two car categories – Tyco open wheel (F1)
  - Tomy SGP, BSRT, VSR enclosed wheel (GC)



ADULTS	JUNIORS
01 S GOODLIP	01 L BOWLES
02 P REES	02 J THOMPSON
03 C BOWLES	03 J LAWSON

### Carrera Digital Club 1<sup>st</sup> race 18 January 2022

- 1/32<sup>nd</sup> Carrera Digital GT Cars
- 12 Evenings a year, minimum 2x15-minute races per driver per evening.
- 4 circuits, 3 evenings per circuit
- Full computerised timing and stats through SmartRace App



## The Club Nights and Magazine Coverage

### HO

- Racing starts between 18:45 and 19:00 hours – Finished by 21:30 hours
- Minimum of four 3-minute qualifying races & one Final (F1 or GC) for each member
- Championship points for all members
- Race report, news, photos and stats included in HO Magazine

### Carrera Digital

- Racing starts between 18:00 and 18:15 hours – Finished by 21:30 hours
- Race report, news, photos and stats included in Carrera Magazine
- Championship points for all members
- Rules & regulations booklet covering all the DHORC rules produced each year
- Great family atmosphere, a help-all culture

### Membership Fees, Car Costs and Prizes

- Adult £30 and junior (under 16) £15 for HO & Carrera, £40/£20 combined
- Only £50 Total expenditure for two cars HO Cars, £65 one Carrera
- All cars and spares can be bought at club
- Adult, Masters (over 56), Junior (16 & under) championships



Round 7	Round 8	Round 9
01 D Garbett	01 N Sismey	01 D Garbett
02 N Sismey	02 D Garbett	02 N Sismey
03 A Smith	03 S White	03 S White

### Championship prizes adult / junior per meeting (Not paid out in 2022)

1 <sup>st</sup>	£5	£3
2 <sup>nd</sup>	£3	£2
3 <sup>rd</sup>	£1	£1



# Editorial 644



**What a fantastic time we had Friday afternoon!** While we all loved racing on the **Brad Bowman** routed Rockingham Oval, a totally unique HO track, it was just taking up too much time, effort and cost to run. Therefore, seeing Dhorcingham (Page 7) rising from the Rockingham ashes on Friday afternoon was incredible, knowing we could simulate what we had before in our own Club Room. And this is only Phase 1 Thank you again to **Stuart Gray, John Lamb** and **Phil Rees** for their hard work.

Caught you Phil, 180 consecutive evenings a piece. But I will never catch you as I did it the much easier way, you will forever hold the true record.



Congratulations to all of our GC winners on Tuesday night, **Lee Pateman** (Adults), **Angus Smith** (Masters) and **Harry Smith** (Juniors).

**Nick Sismey**



Front Cover: Phil and Nick matching Club Night evenings

Derby HO Racing Club		Committee...2022		Derby HO Racing Club	
<b>Chairman / Treasurer</b>	Nick Sismey	M 07984 339 192		sismey80@hotmail.co.uk	
<b>Vice Chairman</b>	Phil Rees	M 07912 378 652		dhorcman.p.r@ntlworld.com	
<b>Secretary</b>	Laura Edwards	M 07501 217 254		laurabubbles07@hotmail.co.uk	
<b>Spares</b>	Geoff Peach	M 07443 585 902		geoff@geoffpeach.com	
<b>Race Control/Scrutineer</b>	John Lamb	M 07758 917 497		john.lamb22@ntlworld.com	
<b>Race Control</b>	Liam Smith	M 07477 698 158		liam-smith-93@hotmail.co.uk	
<b>Race Control</b>	Darryn Mutch	M 07954 741 677		darrynmutch@live.co.uk	
<b>Scrutineer</b>	Angus Smith	M 07591 813 431		angus@angussmith500.plus.com	
<b>Scrutineer</b>	Dean Garbett	M 07964 854 084		garbettd@sky.com	

ROLLS-ROYCE SLOT CAR MAGAZINE IS PUBLISHED AND COPYRIGHT 2022 BY DHORC, AND NO PORTION MAY BE REPRODUCED OR TRANSMITTED WITHOUT WRITTEN PERMISSION, AND MAY CONTAIN ARTICLES AND GRAPHICS REPRINTED WITH THE PERMISSION OF THE ORIGINAL COPYRIGHT HOLDER, WHO RETAINS ALL RIGHTS,



# Contents ..... 644

Page	Details
003	Editorial
004	Contents
005	News & Views Including..... 1. Acknowledgements 2. Matching Phil's 180 consecutive evenings 3. Goodbye Rockingham Oval hello Dhorcingham 4. New DHORC caps for Laura and Dave
006	2022 Calendar
008	2022 Winners & Continuous Club Night Attendance Records
010	DHORC Official Clothing
012	Slot Cars & Spares
014	Razorlite Lexans HO
015	Race Report – Oulton Park GC – 07th June 2022 - Round 14 of 30 Including..... Page 22 - Race Results Page 28 - Championship Tables
034	Members' Statistics
051	Next Race - Long Beach – 28th June 2022 - Rounds 15 & 16 of 30
055	Razorlite Lexans HO Catalogue

[www.slotcarsdirect.com](http://www.slotcarsdirect.com)

Slot Cars Direct are proud to be the HO parts supplier to Derby HO Racing Club, keeping them in Tip Top Form for a great nights racing.



We stock parts for and from manufacturers like:  
Viper VSR, WIZZARDHO, Tomy AFX, Aurora AFX, Tyco, Mattel, Matchbox, Ideal TCR, Micro Scalextric, Marchon, Silicone Tyres, Lexan Bodies, B5RT, HC Venom Products, Special Lexan Mounting Clips.

**News & Views.....644**

**1. Acknowledgements for DHORC 644**

Phil Rees	Parc Ferme & Everything Else	Adam Turnbull	Packing Away
John Lamb	Setting Up	Lee Pateman	Packing Away
Angus Smith	Setting Up & Packing Away	Geoff Peach	Spares
Stuart Gray	Setting Up & Packing Away	Dean Garbett	Packing Away
Dan Turnbull	Race Control & Packing Away	Lewis Blacker	Packing Away
Liam Smith	Race Control & Packing Away	Jacob & Russell	Lawson Biscuits
Simon Goodlip	Race Control & Packing Away		

**2. Matching Phil's 180 consecutive evenings**

I never thought, when Phil Rees set an incredible record of 180 consecutive Club Nights from DHORC 06 on 08Dec92 to DHORC 185 on 21May2002 it could ever be equalled. However, on 07 Jun22 I managed to do just that. One of the main reasons that I will never be able to truly emulate what Phil did though is that he did it over 19 years, six months and 13 days, while I took just 7 years 2 months and 14 days spread across either side of the COVID epidemic. This is because we upped the number of Club Nights in a year, so I was able match Phil in a much quicker timescale.

Also, well after I started on my record run, we decided that we wouldn't run a Club Night on our own anymore, that both of us had to be there. This meant if I travelled with work etc then we would move the Club Night to a new date, so I could always make an evening.



With us introducing double Final Club Nights in 2021 we realised that it would also be unfair to actually count Club Nights, we had to change that to evenings. So, while I have actually attended 193 consecutive Club Nights, I have only attended the same number of consecutive evenings as Phil.

It is a privilege to technically match Phil on such a record.



Derby HO Racing Club		<b>Calendar 2022</b>				Derby HO Racing Club	
Day	Date	Location	Round	Round	Track		
Tuesday	11-Jan	Table Tennis Room	1 (F1)	2 (GC)	Long Beach (NEW)		
Tuesday	01-Feb	Table Tennis Room	3 (F1)	4 (GC)	Donington Park (NEW)		
Tuesday	22-Feb	Table Tennis Room	5 (F1)	6 (GC)	Nashville (NEW)		
Tuesday	15-Mar	Table Tennis Room	7 (F1)	8 (GC)	Zandvoort (NEW)		
Tuesday	05-Apr	Table Tennis Room	9 (F1)		Mallory Park		
Tuesday	26-Apr	Table Tennis Room	10 (F1)	11 (GC)	Dijon		
Tuesday	17-May	Table Tennis Room	12 (GC)		Knockhill		
Tuesday	07-Jun	Table Tennis Room	13 (F1)	14 (GC)	Oulton Park (NEW)		
Tuesday	28-Jun	Table Tennis Room	15 (F1)	16 (GC)	Long Beach		
Tuesday	19-Jul	Table Tennis Room	17 (F1)	18 (GC)	Donington Park		
Tuesday	09-Aug	Table Tennis Room	19 (F1)	20 (GC)	Nashville		
Tuesday	06-Sep	Table Tennis Room	21 (F1)	22 (GC)	Zandvoort		
Tuesday	27-Sep	Table Tennis Room	23 (F1)	24 (GC)	Mallory Park		
Tuesday	18-Oct	Table Tennis Room	25 (F1)	26 (GC)	Dijon		
Tuesday	08-Nov	Table Tennis Room	27 (F1)	28 (GC)	Knockhill		
Tuesday	29-Nov	Table Tennis Room	29 (F1)	30 (GC)	Oulton Park		

Derby HO Racing Club		<b>Carrera DIGITAL</b>		Derby HO Racing Club		<b>Carrera DIGITAL</b>	
Day	Date	Location	Rounds*			Track	
Tuesday	18-Jan	Table Tennis Room	1	2	3	Sebring	
Tuesday	15-Feb	Table Tennis Room	4	5	6	Sebring	
Tuesday	22-Mar	Table Tennis Room	7	8	9	Sebring	
Tuesday	29-Mar	Table Tennis Room	Test Night			Sakhir	
Tuesday	12-Apr	Table Tennis Room	10	11	12	Sakhir	
Tuesday	31-May	Table Tennis Room	13	14	15	Sakhir	
Tuesday	21-Jun	Table Tennis Room	16	17	18	Sakhir	
Tuesday	05-Jul	Table Tennis Room	Test Night			Daytona Infield	
Tuesday	26-Jul	Table Tennis Room	19	20	21	Daytona Infield	
Tuesday	23-Aug	Table Tennis Room	22	23	24	Daytona Infield	
Tuesday	20-Sep	Table Tennis Room	25	26	27	Daytona Infield	
Tuesday	25-Oct	Table Tennis Room	28	29	30	Fuji	
Tuesday	22-Nov	Table Tennis Room	31	32	33	Fuji	
Tuesday	06-Dec	Table Tennis Room	34	35	36	Fuji	

**Key:**

24 or less HO racers then double finals, 25 and above then single finals

\* Could be more than three Digital Rounds on a night, depending on attendance.

Note: 65% of HO Rounds count towards DHORC Championship which equals 20

Note: 65% of Digital Rounds count towards Carrera Championship which equals 23



### 3. *Goodbye Rockingham Oval hello Dhorcingham*

During the 17 month down time due to COVID, when DHORC temporarily closed its doors, Phil and I reevaluated just what we wanted to do with the Club going forward as it needed a new spring in its step. Both agreed that 2019 would be the last of 27 Le Mans 24-hour races in the Sports Hall and 20 Rockingham Oval Club Nights in the Nightingale Hall. We simply didn't have the interest in running these two events anymore. We had had our fill.

As we moved closer to DHORC reopening we had already introduced the incredible Carrera Digital test nights to our schedule, but we didn't know what to do with our amazing Brad Bowman routed tracks. We couldn't just leave them to rot! Then we came up with the idea of modifying them so they could fit in the Table Tennis Room, but couldn't bring ourselves to cut up such iconic tracks!





# Winners 2022

F1 Qualifies on Yellow & Red, GC on Green & Blue Lanes up to Round 15

Day	Date	Rnd	Track	Final	Adults	Masters	Juniors	Wooden
Tue	11-Jan	1	Long Beach	F1	P Rees	P Rees	J Lawson	J Lamb
Tue	11-Jan	2	Long Beach	GC	L Pateman	N Sismey	J Lawson	L Blacker
Tue	01-Feb	3	Donington Park	F1	A Smith	A Smith	J Lawson	J Lamb (2)
Tue	01-Feb	4	Donington Park	GC	L Pateman	A Smith	L Bowles	R Masters
Tue	22-Feb	5	Nashville	F1	A Turnbull	N Sismey	L Bowles	A Thompson
Tue	22-Feb	6	Nashville	GC	A Smith	A Smith	L Bowles	A Thompson
Tue	15-Mar	7	Zandvoort	F1	S Goodlip	P Rees	L Bowles	A Thompson
Tue	15-Mar	8	Zandvoort	GC	A Smith	A Smith	L Bowles	A Thompson
Tue	05-Apr	9	Mallory Park	F1	S Goodlip	A Smith	L Bowles	S Kerr
Tue	26-Apr	10	Dijon Prenois	F1	S Goodlip	P Rees (3)	J Thompson	A Thompson
Tue	26-Apr	11	Dijon Prenois	GC	L Pateman	A Smith	H Smith	S Kerr (2)
Tue	17-May	12	Knockhill	GC	A Smith (4)	A Smith	L Bowles (7)	A Thompson
Tue	07-Jun	13	Oulton Park	F1	S Goodlip (4)	N Sismey (3)	J Lawson (4)	A Thompson
Tue	07-Jun	14	Oulton Park	GC	L Pateman (4)	A Smith (8)	H Smith (2)	A Thompson (8)
Tue	28-Jun	15	Long Beach	F1				
Tue	28-Jun	16	Long Beach	GC				
Tue	19-Jul	17	Donington Park	F1				
Tue	19-Jul	18	Donington Park	GC				
Tue	09-Aug	19	Nashville	F1				
Tue	09-Aug	20	Nashville	GC				
Tue	06-Sep	21	Zandvoort	F1				
Tue	06-Sep	22	Zandvoort	GC				
Tue	27-Sep	23	Mallory Park	F1				
Tue	27-Sep	24	Mallory Park	GC				
Tue	18-Oct	25	Dijon Prenois	F1				
Tue	18-Oct	26	Dijon Prenois	GC				
Tue	08-Nov	27	Knockhill	F1				
Tue	08-Nov	28	Knockhill	GC				
Tue	29-Nov	29	Oulton Park	F1				
Tue	29-Nov	30	Oulton Park	GC				

## Race Winners



Adults



Lee Pateman  
Adults

Masters



Angus Smith  
Masters

Juniors



Harry Smith  
Juniors

Wooden



Andrew Thompson  
Wooden

## Continuous Club Night Attendance Records

Members below have built up ten or more continuous Club Night attendances, including DHORC 643:-

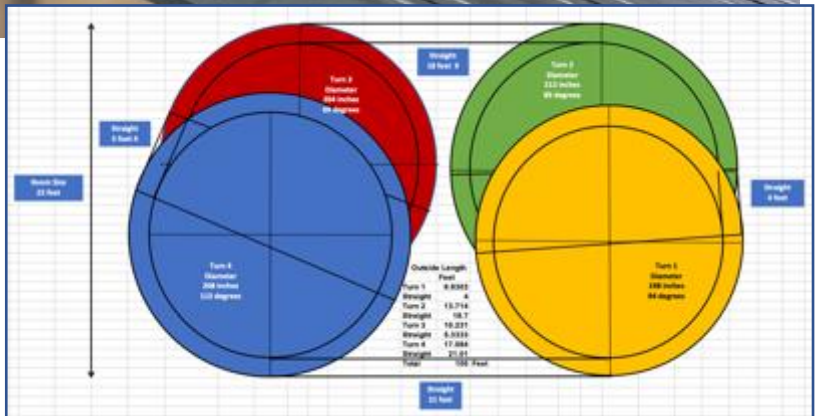
Nick Sismey	193 Club Nights	Geoff Peach	33	Dean Garbett	32
Phil Rees	31	Adam Turnbull	22	Lewis Blacker	16
Stuart Gray	14	Lee Pateman	14	Angus Smith	12
Andrew Thompson	10	Jamie Thompson	10		

<b>Record Continuous Club Night Attendance</b>	Nick Sismey	193
<b>Record Continuous Evening Attendance</b>	Phil Rees & Nick Sismey	180
<b>Record Continuous Club Night Attendance from 1<sup>st</sup> Race</b>	Martin Allsopp	131





Eventually we decided to grab the bull by the horns and booked a day in the Table Tennis Room to make the first incision. Having calculated that we could fit the corners in the room (right), with very short straights at either end, we needed to see how much room we had for the other two straights. On 10Jun22 we found the answer.



**Stuart Gray, John Lamb, Phil and I** arrived at 12:15 hours and by 13:00 hours all of the Rockingham Oval corners were laid on tables throughout the room. We then pulled the eight foot Le Mans straights out of what we nicknamed the “box of death” and worked out how long we could stretch the track into the room. Once sorted



# Official Clothing




**Please contact Nick Sismey**





we then set about cutting up the prized Brad straights to make the all new Dhorcingham. Stuart measured up the track, Phil made the first incision with a Stanley knife, Razor then used a dremel to cut through the lane wires before it was back to Phil and the saw. In all we had to make four new pieces to make the track work and the average lap length finished at 107'11”.



While Phil and Razor continued modifying the track Stuart took apart the Le Mans drivers' platform wooden steps and I, in-between being the “official” photographer, sat down and calculated each lane length. Stuart and I soon had plenty of wood to take to the on-site skip.

The proposal for the new Dhorcingham is to have it up and running by the end of the year where we can hopefully use it at our last evening in December. We would run an unprecedented quadruple Club Night. As is usual for the original Rockingham Oval, Qualifying would consist of the time to do 5 laps for each car followed by eight lane Finals. As this would probably take just

# Slot Cars & Spares



## Open Wheel (F1)



		Chassis	£10.00
		Car (+ £7.5 if Painted)	£15.00
		Resin Shell (+ £7.5 if Painted)	£6.00
Pickup Shoes (Pair)	£1.00	Bulkhead	£5.00
Pickup Springs	£0.25	Armature	£4.00
Pinion Gear	£1.00	Crown Gear	£2.00
Front Tyres (Pair)	£1.50	Rear Tyres (Pair)	£2.00
Front Axle	£2.00	Rear Axle	£3.00
Brush Springs (Pair)	£1.00	Guide Pins	£1.00
Brushes (Pair)	£1.00	Traction Magnets (Pair)	£2.00
Motor Magnets (Pair)	£2.45	Brush Tubes (Pair)	£2.00



## Enclosed Wheel (GC)

		#902 G3 or VSR Chassis	£30.00 (1st one £20)
		Wet Weather V-Jet	£31.50
		Painted Lexan Body	£7.50+
#250B G3 Pickup Shoes (Pair)	£1.00	#925 G3 Endbell	£6.00
Pickup Springs	£0.25	Armature	£4.00
#417 7T Delrin Pinion Gear	£1.00	24T Delrin Crown Gear	£2.00
SGP Black Pinion	£0.30	Spacer washer	£0.25
#950 G3 Front Tyres (Pair)	£1.50	22T VSR Crown Gear	£2.00
Front Axle, Wheels and Tyres	£4.00	Rear Tyres (Pair)	£2.00
Rear Axle and Washer	£5.50	#941 Guide Pins	£1.00
Rear Double Flanged Hubs (Pair)	£3.50	Front Wheels (Pair)	£2.00
		VSR Pro Blank Chassis	£8.50
		Front Axle, Hubs & 'O' Rings	£3.00



Updated 30Sep18



over an hour, we would repeat the same for both cars in the opposite direction making four Club Nights in the evening.

Once Dhorcingham is sorted we will then move onto Phase 2 and Le Dhorcingham. We will fetch the Le Mans track corners from **Roy Masters** and tweak them to produce an oval/infield track. We will probably remove the Turn 1 banked corner and then use iconic corners such as Tertre Rouge, Mulsanne, Indianapolis, Arnage, Porsche Curves and the Ford Chicane to put together an all new infield section.

Watch this pace for more info and again thank you to Phil, Razor and Stuart.



#### 4. New DHORC caps for Laura and Dave

On the way home from the Dhorcingham build we delivered **Laura** and **Dave Edwards'** DHORC baseball caps and great they look in same!

**Nick Sismey**





Clear Plastic Bodies to suit a Variety of HO Chassis many not found elsewhere check out the full list with the shop button on our Facebook page





# Race Report



**Round 14**  
**Oulton Park – GC**  
**7<sup>th</sup> June 2022**

**Rounds 13&14**

**Oulton Park (UK)**

**Rounds 29&30**

**Previous Results**

				1st	2nd	3rd
<b>Adults</b>						
DHORC 623 F1	28-Sep	2021	114'6"	P Rees	N Sismey	S Goodlip
DHORC 624 GC	28-Sep	2021	114'6"	R Litherland	A Turnbull	S Goodlip
DHORC 643 F1	07-Jun	2022	92'7"	S Goodlip	A Turnbull	N Sismey
DHORC 644 GC	07-Jun	2022	92'7"	L Pateman	A Smith	S Goodlip
<b>Juniors</b>						
DHORC 623 F1	28-Sep	2021	114'6"	H Smith	N/A	N/A
DHORC 624 GC	28-Sep	2021	114'6"	H Smith	N/A	N/A
DHORC 643 F1	07-Jun	2022	92'7"	J Lawson	H Smith	J Thompson
DHORC 644 GC	07-Jun	2022	92'7"	H Smith	J Lawson	E Doyle

**Circuit Records**

Lap Length 92'7"

**Qualifying**

F1	S Goodlip	07Jun22
	55.4 Laps	
GC	L Pateman	07Jun22
	74.5 Laps	

**Fastest Laps**

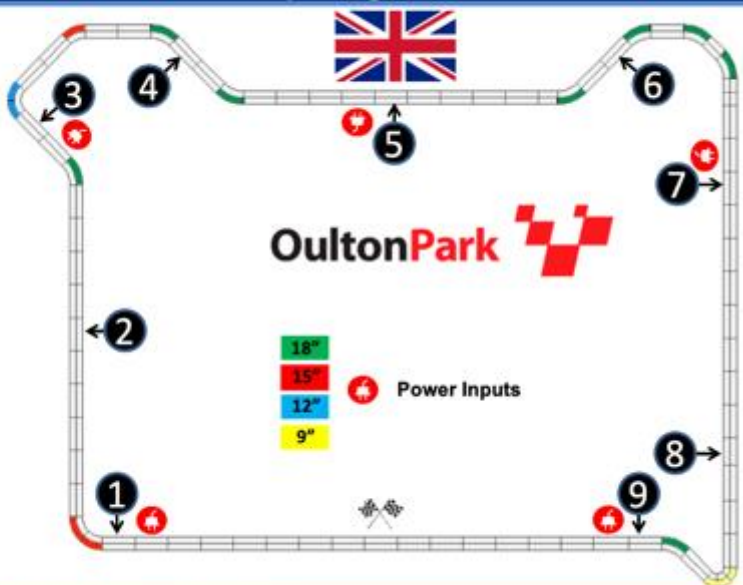
F1	S Goodlip	07Jun22
	5.51 Secs	
GC	A Smith	07Jun22
	4.03 Secs	

**Race Laps**


F1	S Goodlip	07Jun22
	29.8 Laps	
GC	L Pateman	07Jun22
	42.1 Laps	

**Final Points**

5.5 Points	A Turnbull	07Jun22
------------	------------	---------



**DHORC 643 & 644**



Harry Smith marshalling before he took his 2<sup>nd</sup> Junior win of the year.



GC Finals ADULT REPORT GC Finals

Lee joins Angus & Simon on 4 wins in '22!

**'A' Final** – Lee Pateman, our only five time Champion, recorded a record 118<sup>th</sup> pole and 112<sup>th</sup> win in his 558<sup>th</sup> Club Night on Tuesday. He was the only racer on the night to record over 40 laps in a race, in this case the 'A' final, leaving his club race laps record at 179! Incredibly he didn't set his 275<sup>th</sup> fastest lap as while he was keeping it on the black top **Angus Smith** snuck in with his 47<sup>th</sup> by 0.07 seconds. Second on the grid, he had got to within 2.5 laps of Lee with his combined Green/Blue lane Qualifying score. However, he couldn't touch him in the Final, the gap being 4.6 laps. Lee continues to lead the Championship but with only a 44 point lead, with Angus missing what could be a maximum 100 points. There could be a big swing as the latter catches up on races!

Fresh from his F1 victory, 30 minutes earlier, **Simon Goodlip** again found himself in an 'A' Final. He was however in a race of his own for third place, as he wasn't able to fight Angus for second while he was able to hold a good gap to 'B' Final winner **Phil Rees** (also in his second 'A' Final of the night), who was clearly pleased with his nights work with two fourth places!



**'B' Final** – Adam Turnbull, now top of the DHORC Challenge, after his 5.5 points in F1, couldn't match his single seater performance here as former Challenge leader Phil took victory by a mere 0.2 laps. Their best lap times were only 0.09 seconds apart showing how well matched they were. 'C' Final winner **Geoff Peach** was much quicker than both, finishing on the same lap as Adam but eight tenths in arrears. **Dean Garbett** set the second fastest lap of the Final but dropped a placing from his grid spot, thanks to Geoff over performing, taking 7<sup>th</sup> overall.

**'C' Final** – Geoff wasn't blindingly quicker than his opponents in the 'C', just 0.30 seconds covering the field's best laps. However, he clearly took control of the race with some superbly consistent driving to take the Final win by the biggest gap of the night, 5.6 laps the margin to **Liam Smith**. He was in turn just 0.5 laps ahead of **Nick Sismey** who was getting arm pump from the super quick track, while **Lewis Blacker** was again on the list of Final winners, taking the 'D'. Setting a lap time 0.05 seconds quicker than Nick, he would close out the top ten, 1.8 laps back.

**'D' Final** – **Dan Turnbull** didn't make the 'D' easy for Lewis, keeping to within half a lap at the flag, but holding off **Steve Smith**, who was running in his 505<sup>th</sup> race, by 1.3 laps. **Stuart Gray** took a good win in the 'E' to challenge the 'D' finalists, however he couldn't move any further up the field here.

**'E' Final** – Despite again finishing bottom of the main Finals **Macaully Dutson** continued to record personal bests at Oulton Park after doing the same in F1. His 16<sup>th</sup> placed grid slot beat his best of 17<sup>th</sup> set in F1 earlier, his 16<sup>th</sup> in race laps matching the same improvement. Again, unfortunately **Russell Lawson** left early before the Finals started.

**'F' Final** – **Andrew Thompson** may have taken his 8<sup>th</sup> Wooden Spoon of the year by one lap from **Simon Kerr**, but he broke the oldest personal best of the night. His 12<sup>th</sup> in race laps was one better than his previous best on 21Oct14 at DHORC 479 during his first session at the club.

#### MASTERS REPORT

### Angus' 8<sup>th</sup> win takes him back to the top.

Angus' 8<sup>th</sup> win of the year leap frogged him back ahead of Phil in the Championship, these two the only Masters in the Adult 'A' Final. From the 'B' Geoff took third and Dean fourth. Nick recorded fifth in the 'C', Stuart sixth in the 'D'







Oulton Park GC winner Lee Pateman and his new DHORC hat

JUNIOR REPORT

## Harry doubles up on wins

**'A' Final** – Reigning Junior Champion **Harry Smith** converted his fourth straight (a personal best) Pole into his second win of 2022. However, F1 winner **Jacob Lawson** made him work for his maximum 50 points haul. Just 1.2 laps separated the two in Qualifying, which reduced to 0.9 laps at the end of the 'A' Final. Harry set the most laps of the night and fastest lap on Blue lane in Qualifying to max out on points. Despite not being there however, Lewis Bowles continues to lead both Championships.

**Ella Doyle** had her best race of her short DHORC career by not only taking her second 'B' Final win but also taking her first podium, beating **Jamie Thompson** by 0.2 laps despite a slower lap time.

Derby HO Racing Club  
**dharc**  
 Home of HO Le Mans  
 HARTON GREEN

**Round 14 - JUNIORS**  
**Oulton Park GC - UK**  
 07 June 2022

**2nd**  
**Jacob Lawson**

**1st**  
**Harry Smith**

**3rd**  
**Ella Doyle**

**'B' Final** – **Tommy Kerr** set the third fastest lap of the Finals in the 'B' however he was unable to squeeze into the 'A' for the fourth time due to Ella taking victory by 2.2 laps.

Tommy Tyco





Both Phil Rees and Ella Doyle won their respective 'B' Final,s Ella finishing 3<sup>rd</sup> for the first time, Phil 4<sup>th</sup>




# Race Results



Who Came Where?

Who Scored What?





Steve Smith actually recorded his 500<sup>th</sup> three-minute race start in the second round of Qualifying using his GC car



DERBY H <sub>2</sub> O SLOT CAR CLUB CHAMPIONSHIP RACE 644														
Oulton Park GC - 07 June 2022 - Round 14														
MASTER POINTS TABLE (NM = NON MEMBER)														
Derby HO Racing Club Home of HO Le Mans <b>dhoro</b> energy@dhoro.com					Derby HO Racing Club Home of HO Le Mans <b>dhoro</b> energy@dhoro.com					Derby HO Racing Club Home of HO Le Mans <b>dhoro</b> energy@dhoro.com				
QUALIFYING					FASTEST LAPS					POINTS TOTAL				
POS	ADULT	LAPS	PTS	ADULT	POS	ADULT	TIME	MPH	POS	ADULT	LAPS	PTS	ADULT	PTS
1	L Pateman	74.5	45	1 A Smith (M)	1	L Pateman	4.03	15.663	1	L Pateman	42.1	48	1 G Peach (M)	3.0
2	A Smith (M)	73.1	38	2 L Pateman	2	A Smith (M)	4.10	15.396	2	A Smith (M)	37.5	40	2 P Rees (M)	2.5
3	S Goodlip	69.6	34	3 S Goodlip	3	S Goodlip	4.38	14.412	3	G Peach (M)	36.7	34	2 L Blacker	2.5
4	A Turnbull	68.2	31	4 G Peach (M)	4	G Peach (M)	4.54	13.904	4	S Goodlip	35.6	31	2 S Gray (M)	2.5
5	P Rees (M)	66.4	29	5 L Smith	5	L Smith	4.73	13.345	5	P Rees (M)	35.1	29	5 L Pateman	2.0
6	D Garbett (M)	64.8	28	6 L Blacker	6	L Blacker	4.73	13.345	6	A Turnbull	34.9	28	6 A Smith (M)	1.5
7	N Sismey (M)	63.9	27	7 N Sismey (M)	7	N Sismey (M)	4.78	13.206	7	D Garbett (M)	33.3	27	6 A Turnbull	1.5
8	G Peach (M)	62.3	26	8 D Garbett (M)	8	D Garbett (M)	4.79	13.178	8	N Sismey (M)	32.4	26	6 L Smith	1.5
9	L Smith	58.0	25	9 A Turnbull	9	A Turnbull	4.81	13.123	9	L Smith	31.1	25	6 D Turnbull	1.5
10	S Smith	57.6	24	10 P Rees (M)	10	P Rees (M)	4.90	12.882	10	L Blacker	30.9	24	6 M Dutson	1.5
11	D Turnbull	57.0	23	11 D Turnbull	11	D Turnbull	5.23	12.069	11	S Smith	29.8	23	11 S Goodlip	1.0
12	L Blacker	54.5	22	12 A Thompson	12	A Thompson	5.33	11.843	11	D Turnbull	29.8	22	11 N Sismey (M)	1.0
13	R Lawson	54.2	21	13 S Kerr	13	S Kerr	5.38	11.733	13	R Lawson	27.5	21	11 S Smith	1.0
14	S Kerr	53.2	20	14 S Smith	14	S Smith	5.53	11.415	14	S Kerr	27.1	20	14 D Garbett (M)	0.5
15	S Gray (M)	49.3	19	15 R Lawson	15	R Lawson	5.70	11.074	15	S Gray (M)	26.6	19	15 R Lawson	0.0
16	M Dutson	49.0	18	16 M Dutson	16	M Dutson	5.87	10.753	16	M Dutson	26.2	18	15 S Kerr	0.0
17	A Thompson	45.8	17	17 S Gray (M)	17	S Gray (M)	6.27	10.067	17	A Thompson	23.5	17	15 A Thompson	0.0
QUALIFYING					FASTEST LAPS					POINTS TOTAL				
POS	JUNIOR	LAPS	PTS	JUNIOR	POS	JUNIOR	TIME	MPH	POS	JUNIOR	LAPS	PTS	JUNIOR	PTS
1	H Smith	56.7	45	1 H Smith	1	H Smith	5.25	12.023	1	H Smith	29.9	50	1 H Smith	3.0
2	J Lawson	55.2	38	2 J Lawson	2	J Lawson	5.30	11.910	2	J Lawson	28.4	38	2 H Smith	2.0
3	J Thompson	43.5	34	3 T Kerr	3	T Kerr	6.21	10.165	3	J Thompson	23.4	34	3 J Lawson	1.5
4	T Kerr	42.6	31	4 J Thompson	4	J Thompson	6.67	9.464	4	T Kerr	21.8	31	3 T Kerr	1.5
5	E Doyle	33.5	29	5 E Doyle	5	E Doyle	6.86	9.202	4	E Doyle	21.8	29	5 J Thompson	0.5





Stuart Gray won the 'D' Final and Lewis Blacker (with Sophie Aisthorpe) won the 'C' Final





CL		GREEN		BLUE		QUAL		FIN		FINAL 1		FINAL 2		FINAL 3		BEST		TOTAL	
		LAPS	TIME	LAPS	TIME	LAPS	TIME	PTS	POS	LAPS	TIME	LAPS	TIME	LAPS	TIME	LAPS	TIME	LAPS	TIME
A	L Pateman	36.1	4.18	38.4	4.44	74.5		A1	2.0	42.1	4.10					42.1	4.10	116.6	
A	A Smith (M)	36.3	4.41	36.8	4.03	73.1		A2	1.5	37.5	4.22					37.5	4.03	110.6	
A	S Goodlip	34.0	4.46	35.6	4.43	69.6		A3	1.0	34.3	4.38					35.6	4.38	103.9	
A	A Turnbull	33.9	4.94	34.3	4.93	68.2		B2	1.5	34.9	4.81					34.9	4.81	103.1	
A	P Rees (M)	33.3	5.17	33.1	5.15	66.4		A4	2.5	35.1	4.90	31.5	5.02			35.1	4.90	133.0	
A	D Garbett (M)	33.3	4.89	31.5	4.85	64.8		B4	0.5	32.9	4.79					33.3	4.79	97.7	
A	N Sismey (M)	31.5	4.83	32.4	5.00	63.9		C3	1.0	30.6	4.78					32.4	4.78	94.5	
A	G Peach (M)	31.6	4.96	30.7	5.03	62.3		B3	3.0	36.7	4.60	34.1	4.54			36.7	4.54	133.1	
A	L Smith	27.2	5.10	30.8	4.73	58.0		C2	1.5	31.1	4.90					31.1	4.73	89.1	
A	S Smith	27.8	5.79	29.8	5.54	57.6		D3	1.0	28.3	5.53					29.8	5.53	85.9	
A	D Turnbull	27.2	5.41	29.8	5.42	57.0		D2	1.5	29.6	5.23					29.8	5.23	86.6	
A	L Blacker	23.6	5.15	30.9	4.77	54.5		C4	2.5	30.1	4.97	28.8	4.73			30.9	4.73	113.4	
A	R Lawson	26.7	5.70	27.5	5.74	54.2		F1	0.0							27.5	5.70	54.2	
A	S Kerr	26.1	5.38	27.1	5.63	53.2		G1	0.0	24.5	5.41					27.1	5.38	77.7	
A	S Gray (M)	24.5	6.63	24.8	6.45	49.3		D4	2.5	26.6	6.27	25.5	6.27			26.6	6.27	101.4	
A	M Dutson	22.8	6.61	26.2	6.30	49.0		E2	1.5	23.5	5.87					26.2	5.87	72.5	
A	A Thompson	22.7	5.97	23.1	6.45	45.8		G2	0.0	23.5	5.33					23.5	5.33	69.3	
J	H Smith	26.8	5.64	29.9	5.25	56.7		A1	2.0	29.0	5.49					29.9	5.25	85.7	
J	J Lawson	26.8	5.54	28.4	5.59	55.2		A2	1.5	28.1	5.30					28.4	5.30	83.3	
J	J Thompson	20.1	6.67	23.4	6.80	43.5		A4	0.5	21.6	6.67					23.4	6.67	65.1	
J	T Kerr	20.8	6.70	21.8	6.21	42.6		B2	1.5	18.6	6.44					21.8	6.21	61.2	
J	E Doyle	18.9	7.03	14.6	8.57	33.5		A3	3.0	20.8	6.98	21.8	6.86			21.8	6.86	76.1	
													TOTAL FEET	186,456.1	TOTAL LAPS	2,014.0			





Liam Smith wearing his new DHORC hat with daughter Harley



GC 'B' Final

# Championship Tables



Those All Important  
**Points!**





Geoff Peach was the only racer to win Finals in both F1 and GC at Oulton Park



DHORC Championship 2022																										
Pos	Competitor Name (Adult)	LB F1 11-Jan	LB GC 11-Jan	DON F1 01-Feb	DON GC 01-Feb	NAS F1 22-Feb	NAS GC 22-Feb	ZAN F1 15-Mar	ZAN GC 15-Mar	MAL P 05-Apr	DIJ F1 26-Apr	DIJ GC 26-Apr	KNOG 17-May	OP F1 07-Jun	OP GC 07-Jun	Total Scores	Best (65%) 20	Diff								
1	L Pateman	37	50	34	50	27	41	27	38	35	29	45	39	27	48	527	527									
2	A Smith	DNS	DNS	45	40	33	47	34	50	40	34	43	48	29	40	483	483	44								
3	S Goodlip	40	34	36	31	DNS	DNS	48	28	46	45	31	32	50	34	455	455	28								
4	P Rees	45	27	38	29	34	26	38	25	29	41	29	27	31	31	450	450	5								
5	A Turnbull	29	38	27	24	50	31	28	34	28	29	26	34	38	29	445	445	5								
6	N Sismey	31	31	29	28	38	29	29	29	27	24	28	28	34	25	410	410	35								
7	G Peach	25	28	28	26	29	28	26	26	23	25	25	26	26	28	369	369	41								
8	D Garbett	28	25	22	25	25	27	24	27	32	28	24	26	28	27	368	368	1								
9	L Blacker	26	20	20	16	21	23	16	19	24	22	23	21	25	24	300	300	68								
10	S Gray	23	21	26	18	24	22	21	16	21	19	18	19	21	21	290	290	10								
11	R Litherland	27	29	24	34	28	34	25	23	DNS	23	34	DNS	DNS	DNS	281	281	9								
12	C Bowles	DNS	DNS	25	27	26	25	34	31	25	31	27	29	DNS	DNS	280	280	1								
13	D Turnbull	22	24	18	23	DNS	DNS	23	21	22	20	22	22	24	23	264	264	16								
14	D Edwards	DNS	DNS	23	19	23	24	22	17	DNS	26	21	20	DNS	DNS	195	195	69								
15	C Cooper	21	22	17	21	22	21	18	20	20	DNS	DNS	DNS	DNS	DNS	182	182	13								
16	R Lawson	24	23	21	20	DNS	DNS	15	18	19	DNS	DNS	DNS	19	19	178	178	4								
17	A Thompson	DNS	DNS	DNS	DNS	20	20	13	13	16	15	16	14	17	17	161	161	17								
18	S Smith	DNS	DNS	15	15	DNS	DNS	DNS	DNS	18	18	20	17	22	22	147	147	14								
19	J Lamb	20	26	14	22	DNS	DNS	17	22	DNS	DNS	DNS	23	DNS	DNS	144	144	3								
20	L Smith	DNS	DNS	DNS	DNS	DNS	DNS	19	24	26	DNS	DNS	24	23	26	142	142	2								
21	M Dutton	DNS	DNS	DNS	DNS	DNS	DNS	14	14	17	17	17	16	20	20	135	135	7								
22	L Edwards	DNS	DNS	19	17	DNS	DNS	20	15	DNS	21	19	18	DNS	DNS	129	129	6								
23	S Kerr	DNS	DNS	DNS	DNS	DNS	DNS	DNS	DNS	15	16	15	15	18	18	97	97	32								
24	R Masters	DNS	DNS	16	14	DNS	DNS	DNS	DNS	DNS	DNS	DNS	DNS	DNS	DNS	30	30	67								
Pos	(Juniors)	631	632	633	634	635	636	637	638	639	640	641	642	643	644	16	12	Diff								
1	L Bowles	DNS	DNS	38	50	50	50	48	50	49	36	38	46	DNS	DNS	455	455									
2	J Lawson	50	50	50	38	DNS	DNS	34	38	38	DNS	DNS	DNS	45	38	381	381	74								
3	J Thompson	DNS	DNS	DNS	DNS	38	38	42	34	31	45	34	34	34	31	361	361	20								
4	H Smith	DNS	DNS	34	34	DNS	DNS	DNS	DNS	35	38	50	44	43	50	328	328	33								
5	T Kerr	DNS	DNS	DNS	DNS	DNS	DNS	DNS	DNS	28	34	29	31	31	29	182	182	146								
6	E Doyle	DNS	DNS	DNS	DNS	DNS	DNS	DNS	DNS	29	29	31	29	29	34	181	181	1								
Pos	(Masters)	631	632	633	634	635	636	637	638	639	640	641	642	643	644	16	12	Diff								
1	A Smith	DNS	DNS	48	50	38	50	43	50	48	38	50	48	34	50	547	547									
2	P Rees	50	34	40	38	38	29	45	29	34	48	38	34	43	38	538	538	9								
3	N Sismey	38	48	34	34	46	38	34	34	31	29	34	38	46	29	513	513	25								
4	G Peach	31	38	31	31	31	34	31	38	29	31	31	31	29	34	450	450	63								
5	D Garbett	34	33	28	29	29	31	29	31	40	36	29	31	31	31	442	442	8								
6	S Gray	29	29	29	28	28	28	28	28	28	28	28	28	28	28	395	395	47								
7	R Masters	DNS	DNS	27	27	DNS	DNS	DNS	DNS	DNS	DNS	DNS	DNS	DNS	DNS	54	54	341								





Simon Kerr and Adam Turnbull had a great night at Oulton Park



Andrew Thompson broke the oldest personal record of the night



DHORC Final Challenge 2022																			
Pos	Competitor Name (Adult)	Wins	LB F1	LB GC	DON F1	DON GC	NAS F1	NAS GC	ZAN F1	ZAN GC	MAL P	DIJ F1	DIJ GC	KNOC	OP F1	OP GC	Results		
			11-Jan	11-Jan	01-Feb	01-Feb	22-Feb	22-Feb	15-Mar	15-Mar	05-Apr	26-Apr	26-Apr	17-May	07-Jun	07-Jun	Points (30)	Turn Up Rate	
1	A Turnbull	8	1.5	3.5	0.5	0.5	2.0	4.5	1.0	1.0	1.0	3.5	1.5	3.0	5.5	1.5	30.5	100.00%	
2	G Peach	5	1.0	1.0	5.0	3.5	1.5	1.0	1.5	1.5	1.5	1.0	1.0	1.5	3.5	3.0	27.5	100.00%	
3	P Rees	6	2.0	2.5	1.5	1.5	5.0	1.5	1.5	1.0	1.5	1.5	1.5	2.5	0.5	2.5	26.5	100.00%	
3	L Blacker	6	3.5	1.5	1.5	1.0	0.5	1.5	3.0	1.0	0.5	3.0	3.5	2.5	1.0	2.5	26.5	100.00%	
5	S Goodlip	8	1.5	1.0	3.0	0.5	DNS	DNS	2.0	3.0	6.0	2.0	0.5	0.5	2.0	1.0	23.0	85.71%	
6	C Bowles	6	DNS	DNS	1.0	2.5	1.5	3.0	3.0	2.5	1.0	0.5	4.5	1.5	DNS	DNS	21.0	83.33%	
7	A Smith	5	DNS	DNS	2.0	1.5	0.5	2.0	0.5	2.0	1.5	3.0	1.5	2.0	1.5	1.5	19.5	100.00%	
8	D Garbett	4	3.0	1.0	5.0	1.0	3.0	0.5	0.5	0.5	0.5	1.0	0.5	1.0	1.0	0.5	19.0	100.00%	
8	L Pateman	5	1.0	2.0	0.5	2.0	0.5	1.5	2.5	1.5	1.0	0.5	2.0	1.5	0.5	2.0	19.0	100.00%	
8	S Gray	4	1.5	2.5	1.5	2.5	0.5	1.0	0.5	1.0	2.5	1.0	0.5	1.0	0.5	2.5	19.0	100.00%	
11	J Lamb	4	1.5	3.5	1.5	1.0	DNS	DNS	1.5	7.0	DNS	DNS	DNS	1.5	DNS	DNS	17.5	50.00%	
12	S Smith	5	DNS	DNS	0.5	2.5	DNS	DNS	DNS	DNS	2.5	2.5	3.5	1.5	3.0	1.0	17.0	66.67%	
13	R Litherland	3	0.5	1.5	0.5	3.0	1.0	1.0	3.0	1.5	DNS	1.5	3.0	DNS	DNS	DNS	16.5	71.43%	
13	N Sismey	1	2.5	0.5	1.5	1.0	1.5	1.5	1.5	1.5	0.5	0.5	1.0	1.0	1.0	1.0	16.5	100.00%	
15	C Cooper	3	2.5	1.0	3.5	2.5	1.0	0.5	0.5	1.5	1.5	DNS	DNS	DNS	DNS	DNS	14.5	64.29%	
15	L Smith	4	DNS	DNS	DNS	DNS	DNS	DNS	3.0	2.5	3.5	DNS	DNS	2.5	1.5	1.5	14.5	75.00%	
17	D Turnbull	1	1.0	0.5	0.5	1.5	DNS	DNS	3.5	0.5	1.0	1.5	1.0	1.0	0.5	1.5	14.0	85.71%	
18	D Edwards	1	DNS	DNS	1.5	1.0	1.5	0.5	1.0	1.5	DNS	3.5	0.5	1.5	DNS	DNS	12.5	75.00%	
19	M Dutton		DNS	DNS	DNS	DNS	DNS	DNS	1.5	1.5	1.5	1.5	1.0	1.5	1.5	1.5	11.5	100.00%	
20	L Edwards	1	DNS	DNS	1.0	1.5	DNS	DNS	1.5	0.5	DNS	0.5	1.0	2.5	DNS	DNS	8.5	58.33%	
21	R Lawson		0.5	1.5	0.5	1.5	DNS	DNS	0.5	0.5	1.0	DNS	DNS	DNS	0.0	0.0	6.0	64.29%	
22	R Masters		DNS	DNS	1.0	1.5	DNS	DNS	DNS	DNS	DNS	DNS	DNS	DNS	DNS	DNS	2.5	16.67%	
23	A Thompson		DNS	DNS	DNS	DNS	0.0	0.0	0.0	0.0	0.0	0.0	0.0	0.0	0.0	0.0	0.0	100.00%	
23	S Kerr		DNS	DNS	DNS	DNS	DNS	DNS	DNS	DNS	0.0	0.0	0.0	0.0	0.0	0.0	0.0	100.00%	
Pos	(Junior)	Wins	631	632	633	634	635	636	637	638	639	640	641	642	643	644	Points	Rate	
1	L Bowles	7	DNS	DNS	1.5	2.0	2.0	2.0	2.0	2.0	2.0	0.5	1.5	2.0	DNS	DNS	17.5	83.33%	
2	J Thompson	3	DNS	DNS	DNS	DNS	1.5	1.5	1.5	1.0	2.5	2.0	1.0	1.0	3.0	0.5	15.5	100.00%	
3	J Lawson	4	2.0	2.0	2.0	1.5	DNS	DNS	1.0	1.5	1.5	DNS	DNS	DNS	2.0	1.5	15.0	64.29%	
4	H Smith	2	DNS	DNS	1.0	1.0	DNS	DNS	DNS	DNS	1.0	1.5	2.0	1.5	1.5	2.0	11.5	66.67%	
4	E Doyle	2	DNS	DNS	DNS	DNS	DNS	DNS	DNS	DNS	1.5	1.5	2.5	1.5	1.5	3.0	11.5	100.00%	
6	T Kerr	2	DNS	DNS	DNS	DNS	DNS	DNS	DNS	DNS	1.0	3.0	1.5	2.5	0.5	1.5	10.0	100.00%	
Turn Up Rates			100.00%	100.00%	100.00%	100.00%	64.00%	64.00%	88.89%	88.89%	83.33%	80.00%	80.00%	83.33%	73.33%	73.33%	AVE	82.78%	





Macaully Dutson continued to improve on Tuesday



Unfortunately, Russell Lawson had to leave before the Finals



# Members' Statistics

## ADULT STATISTICS 1992-2022 - AFTER 644 CLUB NIGHTS

Sheet 1 of 5 (Note: Highlighted Names are Current 2022 Members, CS = Best Consecutive Results)

MEETINGS ATTENDED			RACES COMPLETED			DRIVER RANKING			FINALS WON			
Pos	ADULT	No	Pos	ADULT	No	Pos	ADULT	SCORE	Pos	ADULT	No	CS
1	P REES	629	1	P REES	3,691	1	* A SMITH	2.088	1	L PATEMAN	267	(5)
2	N SISMEY	591	2	N SISMEY	3,377	2	* J SISMEY	2.750	2	P REES	229	(3)
3	L PATEMAN	558	3	L PATEMAN	3,226	3	* W LANDER	2.838	3	N SISMEY	166	(2)
4	G PEACH	428	4	G PEACH	2,432	4	* S GOODLIP	2.988	4	S GOODLIP	161	(4)
5	P BARBER	363	5	P BARBER	2,102	5	* L PATEMAN	3.325	5	M CHADWICK	117	(3)
6	S GOODLIP	348	6	S GOODLIP	1,937	6	* M CHADWICK	3.813	6	J SISMEY	103	(4)
7	A McPEAKE	299	7	A BULLOCK	1,802	7	* J TAGUE	4.538	7	G PEACH	91	(2)
8	A BULLOCK	292	8	A McPEAKE	1,658	8	* A TURNBULL	4.825	8	L SMITH	85	(3)
9	M CHADWICK	287	9	R MASTERS	1,598	9	* P REES	5.050	9	D McPEAKE	77	(2)
10	R MASTERS	279	10	M CHADWICK	1,537	10	* T MEASHAM	5.113	10	A McPEAKE	66	(2)
11	N LAMBERT	269	11	C ROYTHORNE	1,513	11	* J NEALE	5.200	10	A BULLOCK	66	(2)
12	C ROYTHORNE	249	12	N LAMBERT	1,479	12	* N SISMEY	6.000	12	J TAGUE	64	(2)
13	D McPEAKE	245	13	D McPEAKE	1,366	13	* K LYE	6.063	13	A SMITH	63	(5)
14	R SEAMAN	235	14	R SEAMAN	1,313	14	* C ROYTHORNE	6.350	14	N LAMBERT	61	(2)
15	J SISMEY	211	15	J SISMEY	1,303	15	* C BOWLES	6.375	14	M ALLSOPP	61	(3)
16	M ALLSOPP	203	16	M ALLSOPP	1,265	16	* D GARBETT	6.413	16	R SEAMAN	60	(2)
17	L SMITH	199	17	L SMITH	1,245	17	* R LITHERLAND	6.475	17	W LANDER	56	(2)
18	J LAMB	179	18	J LAMB	1,048	18	* A McPEAKE	6.488	18	C ROYTHORNE	55	(2)
19	D TURNBULL	172	19	D TURNBULL	983	19	* R SEAMAN	6.550	19	R MASTERS	54	(2)
20	P LEVERS	166	20	S ANAND	976	20	* R BLAKE	7.125	20	S ANAND	53	(3)
21	J TAGUE	165	21	P LEVERS	957	21	* T CHADWICK	7.250	21	J LAMB	49	(3)
22	S ANAND	154	22	J LYMER	948	21	* S ANAND	7.250	22	P LEVERS	48	(2)
23	J LYMER	146	23	J TAGUE	858	23	* A BULLOCK	7.438	23	A HOLLIDAY	43	(3)
24	A SMITH	143	24	K ALCOCK	848	24	* M ALLSOPP	7.488	24	I BRENTNALL	41	(3)
25	D EDWARDS	138	25	D EDWARDS	801	25	* G PEACH	7.500	24	P BARBER	41	(2)
26	K ALCOCK	131	26	A SMITH	770	26	* L SMITH	8.138	26	J LYMER	38	(2)
27	A HOLLIDAY	121	27	G WESTON	682	27	* R CROSSLAND	8.175	27	G WESTON	33	(2)
28	L EDWARDS	116	28	A HOLLIDAY	673	28	* D McPEAKE	8.563	28	K ALCOCK	30	(3)
29	G WESTON	113	29	W LANDER	661	29	* D BRENTNALL	8.838	29	D EDWARDS	29	(2)
30	C HENRY	109	30	L EDWARDS	654	30	* K PAYNE	8.850	30	B JOHNSON	28	(3)
31	W LANDER	104	31	J HOLMES	639	31	* J ROYTHORNE	8.938	31	R BLAKE	26	(2)
32	J HOLMES	98	32	C HENRY	552	32	* J LEVERS	9.063	32	D BRENTNALL	25	(5)
33	B JOHNSON	96	33	I BRENTNALL	511	33	* A DAVIES	9.138	32	M ROGERS	25	(3)
34	D GARBETT	95	34	B JOHNSON	509	34	* P LEVERS	9.188	32	J HOLMES	25	
35	I BRENTNALL	94	35	S SMITH	505	35	* J LYMER	9.288	32	D GARBETT	25	(2)
35	S SMITH	94	36	C BOWLES	485	36	* S PANK	9.775	36	J NEALE	24	(2)
37	C BOWLES	92	37	R LAWSON	478	37	* D PASSELL	9.850	36	C BOWLES	24	(2)
38	T DINGLEY	87	38	D GARBETT	473	38	* J LAMB	10.063	38	J LEVERS	22	(3)
39	R LAWSON	86	39	R CROSSLAND	456	39	* T DINGLEY	10.125	38	R CROSSLAND	22	(2)
40	R CROSSLAND	81	40	T DINGLEY	455	40	* I BRENTNALL	10.325	38	D TURNBULL	22	
41	A STAMPER	76	41	J ROYTHORNE	432	41	* M KNIGHTON	10.363	41	S MINNIS	21	(3)
42	S PANK	69	42	R BLAKE	383	42	* G WESTON	10.375	41	S PANK	21	(2)
42	J ROYTHORNE	69	43	A STAMPER	366	43	* D EDWARDS	10.438	41	T DINGLEY	21	
44	S MINNIS	67	44	S PANK	364	44	* M ROGERS	10.463	41	A TURNBULL	21	(2)
45	S GRAY	63	45	J LITHERLAND	357	45	* D TURNBULL	11.188	45	J ROYTHORNE	20	(2)
46	R BLAKE	62	46	S MINNIS	356	46	* S MINNIS	11.400	46	C HENRY	19	
47	J LITHERLAND	61	47	S GRAY	325	47	* L BLACKER	11.838	47	A FEARN	18	(2)
48	J NEALE	60	48	J LEVERS	322	48	* J HOLMES	12.350	47	L BLACKER	18	
49	M ROGERS	57	49	A FEARN	319	49	* A HOLLIDAY	12.413	49	S LANDER	14	(2)
50	J LEVERS	53	50	J NEALE	318	50	* B JOHNSON	12.500	50	T CHADWICK	13	(2)

(Driver Ranking = Average Position in Qualifying, Final Position, Fastest Lap & Race Laps Over Last 20 club nights)





Dean Garbett left Cheshire and returned to Yorkshire with sixth place

## ADULT STATISTICS 1992-2022 - AFTER 644 CLUB NIGHTS

Sheet 2 of 5 (Note: Highlighted Names are Current 2022 Members, CS = Best Consecutive Results)

MEETINGS ATTENDED		RACES COMPLETED		DRIVER RANKING		FINALS WON						
Pos	ADULT	No	Pos	ADULT	No	Pos	ADULT	No	CS			
50	A TURNBULL	53	51	M ROGERS	308	51	* K ALCOCK	12.613	51	J HITCHCOCK	12	(2)
52	G SCHULE	52	52	M MARTINEZ	289	52	* A FEARN	12.625	51	P FOXLEY	12	(2)
53	A FEARN	49	53	A TURNBULL	267	53	M STURGESS	12.675	53	T MEASHAM	11	
53	M MARTINEZ	49	54	K LYE	263	54	* S GRAY	12.838	54	D WALKER	10	
55	D OLIVER	45	55	G SCHULE	258	55	* N LAMBERT	12.950	54	D PASSELL	10	(2)
56	D WALKER	42	56	C BULLOCK	248	56	* P FOXLEY	12.963	54	L EDWARDS	10	
56	K LYE	42	57	D BRENTNALL	225	57	* R LAWSON	13.200	54	S SMITH	10	
58	D BRENTNALL	41	57	T CHADWICK	225	58	* G SCHULE	13.238	58	S DUNN	9	(2)
58	L BLACKER	41	59	D OLIVER	216	59	* J TETLEY	13.313	58	K LYE	9	
60	M KNIGHTON	36	60	D WALKER	212	60	* C HENRY	13.763	60	G LAMBERT	8	(4)
60	T CHADWICK	36	61	A DAVIES	211	61	* D GREEN	13.850	60	J LITHERLAND	8	
60	C BULLOCK	36	62	T MEASHAM	208	62	* S SMITH	14.275	60	R LITHERLAND	8	
63	S DUNN	35	62	L BLACKER	208	63	* A STAMPER	14.300	63	R CHADWICK	7	(2)
64	D PASSELL	34	64	M KNIGHTON	206	64	* R MASTERS	14.325	63	A DAVIES	7	
64	A DAVIES	34	65	J CHELL	202	65	* M HOLLAND	14.375	63	C COOPER	7	
66	T MEASHAM	33	66	D PASSELL	191	66	* N CHATTLE	14.488	63	S GRAY	7	
67	G LAMBERT	32	67	S DUNN	183	67	* J LITHERLAND	14.550	67	M JUBB	6	
67	P FOXLEY	32	68	P FOXLEY	172	68	* B BRUCE	14.563	67	A STAMPER	6	
69	J CHELL	30	69	G LAMBERT	168	69	* L EDWARDS	14.800	67	C BULLOCK	6	
70	M STURGESS	29	70	M STURGESS	163	70	* C BULLOCK	15.138	67	K PAYNE	6	
71	R HITCHCOCK	27	71	S SUMNER	157	71	* D OLIVER	15.688	67	J TETLEY	6	(2)
71	R CHADWICK	27	72	B BRUCE	148	72	* S DUNN	15.963	67	T BALDOCK	6	
71	R LITHERLAND	27	73	R CHADWICK	146	73	* G LAMBERT	16.175	67	R LAWSON	6	
74	S SUMNER	26	74	J TETLEY	143	74	* S SUMNER	16.425	74	C SCHOFIELD	5	(2)
75	B BRUCE	25	75	K PAYNE	140	75	M MARTINEZ	16.763	74	AJ McPEAKE	5	(2)
75	A THOMPSON	25	76	R HITCHCOCK	138	76	* J CHELL	17.138	74	I HOLLAND	5	
77	C STANNARD	24	77	M HOLLAND	129	77	* C STANNARD	17.325	74	M TANSLEY	5	
78	I HOLLAND	23	77	A THOMPSON	129	78	* R HITCHCOCK	18.063	74	D OLIVER	5	
78	J HITCHCOCK	23	79	J HITCHCOCK	127	79	* C SCHOFIELD	18.113	74	D GREEN	5	
78	C SCHOFIELD	23	80	C SCHOFIELD	124	80	* D WALKER	18.163	74	J CHELL	5	
78	D GREEN	23	81	I HOLLAND	120	81	* A THOMPSON	18.350	74	R JAMES	5	
78	M HOLLAND	23	81	D GREEN	120	82	* P BARBER	18.938	82	S REVITT	4	(2)
78	K PAYNE	23	83	N CHATTLE	119	83	* J HITCHCOCK	21.388	82	R HITCHCOCK	4	
84	J TETLEY	21	84	S LANDER	118	84	* R CHADWICK	22.013	82	M KNIGHTON	4	
85	N CHATTLE	20	84	C STANNARD	118	85	* I HOLLAND	22.288	82	M STURGESS	4	
86	M JUBB	19	86	T HAGUES	111	N/A	T BALDOCK	2.583	82	M BLOOD	4	
87	C CARRINGTON	18	87	R JAMES	105	N/A	S REVITT	3.792	87	S PATCHING	3	
87	T HAGUES	18	88	C CARRINGTON	100	N/A	S LANDER	4.485	87	C NORRIS	3	
89	N MAFFIN	17	89	M JUBB	99	N/A	AJ McPEAKE	6.659	87	J HENRY	3	
89	S LANDER	17	90	C BRADFORD	97	N/A	A HUGHES	6.792	87	C CARRINGTON	3	
89	P MELLOR	17	91	R LITHERLAND	94	N/A	S WHITE	8.000	87	A HUGHES	3	
89	C BRADFORD	17	92	P MELLOR	93	N/A	C SLATER	9.250	87	M HOLLAND	3	
93	P COCKBILL	16	93	N MAFFIN	82	N/A	S SIDDANS	10.417	87	C STANNARD	3	
94	R JAMES	15	94	P COCKBILL	81	N/A	J KELLY	10.500	94	H VD HEUVEL	2	(2)
94	C COOPER	15	95	D LEVERTON	75	N/A	J HENRY	11.000	94	J KELLY	2	
96	M TANSLEY	14	96	M TANSLEY	73	N/A	F HOLMES	11.194	94	C SLATER	2	(2)
97	J KELLY	13	97	YAN SHEN	68	N/A	M BLOOD	11.639	94	YAN SHEN	2	
97	D LEVERTON	13	98	J KELLY	67	N/A	C COOPER	11.700	94	I HALL	2	
99	S REVITT	12	99	S REVITT	63	N/A	C ATKINSON	12.125	94	S SUMNER	2	
99	P PURKIS	12	100	M WATTS	61	N/A	J MELLOR	12.650	94	B BRUCE	2	





Roy Masters made a surprise visit to do some marshalling, thanks Roy

## ADULT STATISTICS 1992-2022 - AFTER 644 CLUB NIGHTS

Sheet 3 of 5 (Note: Highlighted Names are Current 2022 Members, CS = Best Consecutive Results)

MEETINGS ATTENDED			RACES COMPLETED			DRIVER RANKING			FINALS WON			
Pos	ADULT	No	Pos	ADULT	No	Pos	ADULT	SCORE	Pos	ADULT	No	CS
99	M WATTS	12	101	J McDONALD	60	N/A	A DOBBINS	12.925	94	C BRADFORD	2	
99	T STACEY	12	102	M BLOOD	58	N/A	P WRIGHT	13.250	94	M MARTINEZ	2	
103	AJ McPEAKE	11	102	W BLURTON	58	N/A	T STACEY	13.271	103	R GILLARD	1	
103	YAN SHEN	11	102	F HOLMES	58	N/A	P ZIMMERMAN	13.500	103	D ROYTHORNE	1	
105	R GILLARD	10	105	I HALL	57	N/A	M TANSLEY	13.500	103	P COCKBILL	1	
105	A DOBBINS	10	105	T STACEY	57	N/A	L COPLEY	13.500	103	J JOHNSON	1	
105	I HALL	10	107	T CASH	54	N/A	N WRIGHT	13.556	103	G SCHULE	1	
105	J McDONALD	10	107	C COOPER	54	N/A	C WILKINSON	14.083	103	M WATTS	1	
109	N WRIGHT	9	109	N WRIGHT	52	N/A	C CARRINGTON	14.111	103	B GEBAUERS	1	
109	M BLOOD	9	110	AJ McPEAKE	50	N/A	K JEFFRIES	14.688	103	G CLARK	1	
109	T BALDOCK	9	110	T BALDOCK	50	N/A	Da BUCKLEY	14.844	103	L COPLEY	1	
109	T CASH	9	112	R GILLARD	49	N/A	S ALLDREAD	14.917	103	A DOBBINS	1	
109	F HOLMES	9	112	A DOBBINS	49	N/A	B COOK	15.000	103	C WILKINSON	1	
114	C NORRIS	8	112	D KENNING	49	N/A	J FLETCHER	15.125	103	R HILL	1	
114	Da BUCKLEY	8	115	P PURKIS	47	N/A	W BLURTON	15.438	103	N CHATTLE	1	
114	W BLURTON	8	116	A LEE	46	N/A	R HEATON	15.500	103	C ATKINSON	1	
114	D KENNING	8	116	Z MIDDLETON	46	N/A	R GILLARD	15.575	103	A THOMPSON	1	
114	M DUTSON	8	118	Da BUCKLEY	43	N/A	R JAMES	15.617	103	A LEE	1	
119	S PATCHING	7	119	A HUGHES	42	N/A	G CLARK	15.750	103	D LLOYD	1	
119	G CLARK	7	120	P WRIGHT	40	N/A	L HENDERSON	15.750	103	Z MIDDLETON	1	
119	J HENRY	7	121	G CLARK	39	N/A	A LEE	15.833	103	T STACEY	1	
119	R HILL	7	122	S PATCHING	38	N/A	D LEVERTON	15.846	103	F HOLMES	1	
119	L ELMORE	7	122	C NORRIS	38	N/A	R SPENCER	15.850	103	J McDONALD	1	
124	D HARROP	6	124	J HENRY	37	N/A	YUAN ZHI	15.875				
124	D HART	6	125	C WILKINSON	35	N/A	R HILL	16.071				
124	P WRIGHT	6	125	YUAN ZHI	35	N/A	S KERR	16.083				
124	C WILKINSON	6	125	L ELMORE	35	N/A	P COCKBILL	16.156				
124	A HUGHES	6	128	D BUCKLEY	33	N/A	D LLOYD	16.167				
124	Ch HOLLAND	6	129	R HILL	32	N/A	S PATCHING	16.179				
124	D BUCKLEY	6	130	D HART	30	N/A	Z MIDDLETON	16.250				
124	YUAN ZHI	6	130	D HARROP	30	N/A	J McDONALD	16.375				
124	A LEE	6	130	Ch HOLLAND	30	N/A	D KENNING	16.469				
124	Z MIDDLETON	6	133	St BOWMAN	29	N/A	M WATTS	16.625				
124	S KERR	6	133	C BLURTON	29	N/A	C NORRIS	16.714				
135	R SPENCER	5	135	R SPENCER	28	N/A	T CASH	16.889				
135	J MELLOR	5	135	M DUTSON	28	N/A	G HADDON	17.000				
135	C BLURTON	5	137	C ATKINSON	27	N/A	D HARROP	17.500				
138	B GEBAUERS	4	138	K JEFFRIES	26	N/A	St BOWMAN	17.500				
138	C ROBINSON	4	139	L COPLEY	25	N/A	YAN SHEN	17.636				
138	S HENDRY	4	139	D LLOYD	25	N/A	I HALL	17.650				
138	C ATKINSON	4	141	S SIDDONS	23	N/A	L ZHOU	17.750				
138	K JEFFRIES	4	142	S KERR	22	N/A	C ROBINSON	18.000				
138	W PARKIN	4	143	B GEBAUERS	21	N/A	N MAFFIN	18.103				
138	St BOWMAN	4	144	C ROBINSON	20	N/A	M DUTSON	18.156				
145	H VD HEUVEL	3	144	S HENDRY	20	N/A	D HART	18.208				
145	J JOHNSON	3	146	W PARKIN	17	N/A	T HAGUES	18.236				
145	S ALLDREAD	3	147	J JOHNSON	16	N/A	C BRADFORD	18.279				
145	L COPLEY	3	147	J MELLOR	16	N/A	D BUCKLEY	18.333				
145	S SIDDONS	3	149	S ALLDREAD	15	N/A	J ASHCROFT	18.375				
145	D LLOYD	3	149	S BENNETT	15	N/A	B FAHRNER	18.750				

## ADULT STATISTICS 1992-2022 - AFTER 644 CLUB NIGHTS

Sheet 4 of 5 (Note: Highlighted Names are Current 2022 Members, CS = Best Consecutive Results)

MEETINGS ATTENDED			RACES COMPLETED			DRIVER RANKING			FINALS WON			
Pos	ADULT	No	Pos	ADULT	No	Pos	ADULT	SCORE	Pos	ADULT	No	CS
145	S BENNETT	3	151	H VD HEUVEL	14	N/A	Ch Holland	18.792				
152	D ROYTHORNE	2	151	P ZIMMERMANN	14	N/A	C BLURTON	18.800				
152	J ASHCROFT	2	151	L HENDERSON	14	N/A	B GEBAUERS	18.875				
152	A CARTER	2	154	D ROYTHORNE	11	N/A	S HENDRY	19.188				
152	B FAHRNER	2	155	J ASHCROFT	10	N/A	D ROYTHORNE	19.375				
152	L ZHOU	2	155	A CARTER	10	N/A	M JUBB	19.408				
152	B COOK	2	155	B FAHRNER	10	N/A	S BENNETT	19.417				
152	J FLETCHER	2	155	B COOK	10	N/A	J JOHNSON	19.500				
159	S WHITE	1	155	J FLETCHER	10	N/A	A HARTLEY	19.750				
159	P DUNNE	1	160	L ZHOU	9	N/A	W PARKIN	19.813				
159	A HARTLEY	1	161	C SLATER	7	N/A	T MAKUNI	20.000				
159	C SLATER	1	162	T MAKUNI	6	N/A	P DUNNE	20.750				
159	P ZIMMERMANN	1	163	S WHITE	5	N/A	P MELLOR	20.882				
159	L HENDERSON	1	163	R HEATON	5	N/A	A CARTER	21.625				
159	G HADDON	1	163	A HARTLEY	5	N/A	L ELMORE	21.786				
159	T MAKUNI	1	163	G HADDON	5	N/A	P PURKIS	22.667				
159	R HEATON	1	167	P DUNNE	4	N/A	H VD HEUVEL	22.917				



## OULTON PARK

Y P REES	Y N SIMEY	Y A SMITH	Y S SMITH
G L PATEMAN	G S GOODLIP	G A TURNBULL	G M DUTSON
R D TURNBULL	R L BLACKER	R L SMITH	R S GRAY
B G PEACH	B D GARRETT	B	B
Y	Y	Y A THOMPSON	Y E
G	G	G S KERR	G H SMITH
R	R	R T KERR	R J LAWSON
B	B	B J THOMPSON	B R LAWSON

F1  
A SIMON  
ADAM  
NICK

GC  
LEE  
ANGUS  
SIMON

J JACOB  
HARRY  
JAMIE

HARRY  
JACOB  
ELLA

22 competitors on the grid

## ADULT DHORC STATISTICS 1992-2022, AFTER 644 ROUNDS

Sheet 5 of 5 (Note: Highlighted Names are Current 2022 Members, CS = Best Consecutive Results)

POLES				IQR's				WINS				FASTEST LAPS				BEST RACE LAPS				CHAMPIONSHIPS	
Pos	ADULT	No	CS	Pos	ADULT	No	CS	Pos	ADULT	No	CS	Pos	ADULT	No	CS	Pos	ADULT	No	CS	YEAR	ADULT
1	L PATEMAN	118	(7)	1	L PATEMAN	479	(19)	1	L PATEMAN	112	(4)	1	L PATEMAN	274	(14)	1	L PATEMAN	179	(6)	1992	N SISMEY
2	M CHADWICK	101	(9)	2	N SISMEY	398	(5)	2	N SISMEY	84	(4)	2	S GOODLIP	52	(5)	2	N SISMEY	89	(5)	1993	J TAGUE
3	S GOODLIP	86	(7)	3	S GOODLIP	322	(5)	3	M CHADWICK	83	(7)	3	N SISMEY	50	(4)	3	M CHADWICK	86	(3)	1994	J TAGUE
4	N SISMEY	85	(3)	4	M CHADWICK	304	(10)	3	S GOODLIP	83	(5)	4	J TAGUE	48	(5)	4	S GOODLIP	85	(3)	1995	J TAGUE (3)
5	J SISMEY	50	(4)	5	J SISMEY	210	(8)	5	J SISMEY	59	(3)	5	A SMITH	47	(6)	5	A SMITH	50	(3)	1996	M CHADWICK
6	W LANDER	42	(11)	6	W LANDER	183	(16)	6	W LANDER	41	(9)	6	J SISMEY	38	(4)	6	J SISMEY	39	(3)	1997	M CHADWICK
6	A SMITH	42	(4)	7	A SMITH	138	(4)	7	A SMITH	37	(3)	7	W LANDER	28	(5)	7	W LANDER	37	(11)	1998	N SISMEY
8	J TAGUE	26	(4)	8	J TAGUE	126	(5)	8	J TAGUE	28	(4)	8	M CHADWICK	22	(2)	8	J TAGUE	28	(3)	1999	N SISMEY
9	P REES	18	(2)	9	P REES	103	(3)	8	P REES	28	(2)	9	A McPEAKE	13	(2)	9	P REES	22	(2)	2000	M CHADWICK
10	A McPEAKE	16		10	A McPEAKE	101	(4)	10	A McPEAKE	16	(2)	10	P REES	12	(3)	10	A McPEAKE	13		2001	M CHADWICK
11	J LYMER	14		11	J NEALE	45	(6)	11	J LYMER	13	(2)	11	J NEALE	8	(2)	11	L SMITH	10	(2)	2002	S GOODLIP
12	J NEALE	9	(3)	12	L SMITH	37	(3)	12	J NEALE	9	(2)	12	L SMITH	7		12	J NEALE	6		2003	L PATEMAN
13	L SMITH	6		13	J LYMER	36	(3)	13	S ANAND	5		13	C ROYTHORNE	6		12	M ALLSOPP	6		2004	L PATEMAN
14	T BALDOCK	5	(2)	14	D GARBETT	28	(3)	13	M ALLSOPP	5		14	T BALDOCK	4		12	D GARBETT	6		2005	M CHADWICK (5)
14	D GARBETT	5		15	S ANAND	25	(2)	13	T BALDOCK	5		14	T CHADWICK	4		15	J LYMER	5		2006	W LANDER
16	S ANAND	3		16	M ALLSOPP	21	(2)	16	C ROYTHORNE	4		14	A BULLOCK	4		16	T CHADWICK	4		2007	W LANDER
16	S REVITT	3	(2)	17	T BALDOCK	19	(8)	16	L SMITH	4	(2)	17	D BRENTNALL	3		16	T BALDOCK	4	(2)	2008	W LANDER (3)
16	P LEVERS	3		18	G PEACH	17	(3)	16	D GARBETT	4		17	G PEACH	3		18	S ANAND	3		2009	J SISMEY
16	J LAMB	3		19	A TURNBULL	13	(2)	19	S LANDER	3		17	D GARBETT	3		19	S REVITT	2	(2)	2010	L PATEMAN
20	S LANDER	2		20	C ROYTHORNE	12	(2)	19	G PEACH	3		17	J LYMER	3		19	D BRENTNALL	2		2011	L PATEMAN
20	D McPEAKE	2		20	S LANDER	12	(2)	21	S REVITT	2		17	J LAMB	3		19	D McPEAKE	2		2012	L PATEMAN (5)
20	A BULLOCK	2		22	D McPEAKE	11		21	AJ McPEAKE	2		17	C BOWLES	3	(2)	19	R BLAKE	2		2013	J SISMEY
20	C ROYTHORNE	2		23	S REVITT	10	(5)	21	R SEAMAN	2		23	S REVITT	2		19	K LYE	2		2014	J SISMEY (3)
20	G PEACH	2	(2)	23	T CHADWICK	10		21	D McPEAKE	2		23	A DAVIES	2	(2)	19	P LEVERS	2		2015	N SISMEY (4)
25	T MEASHAM	1		23	A BULLOCK	10	(3)	21	T CHADWICK	2		23	A TURNBULL	2		19	J LAMB	2		2016	S GOODLIP
25	K LYE	1		26	T MEASHAM	9		21	J LAMB	2		26	M ROGERS	1		19	C ROYTHORNE	2		2017	S GOODLIP
25	A DAVIES	1		26	P LEVERS	9		21	A TURNBULL	2		26	I BRENTNALL	1		19	G PEACH	2		2018	S GOODLIP (4)
25	C BOWLES	1		26	J LAMB	9	(3)	28	K LYE	1		26	AJ McPEAKE	1		28	M ROGERS	1		2019	A SMITH
25	A TURNBULL	1		29	N LAMBERT	7		28	R HILL	1		26	D McPEAKE	1		28	S MINNIS	1		2020	N/A
				30	T DINGLEY	6		28	R BLAKE	1		26	B JOHNSON	1		28	I BRENTNALL	1		2019	A SMITH (2)
				31	AJ McPEAKE	5	(2)	28	P LEVERS	1		26	S LANDER	1		28	S PANK	1			
				31	R SEAMAN	5	(3)	28	J ROYTHORNE	1		26	R SEAMAN	1		28	T DINGLEY	1			
				31	J LEVERS	5		28	R LITHERLAND	1		26	G WESTON	1		28	S LANDER	1			
				34	M ROGERS	4						26	G WESTON	1		28	G WESTON	1			
				34	S MINNIS	4						26	J LEVERS	1		28	J LEVERS	1			
				34	K LYE	4						26	R BLAKE	1		28	R HILL	1			
				37	D BRENTNALL	3						26	S ANAND	1		28	S SUMNER	1			
				37	R BLAKE	3						26	P LEVERS	1		28	R CROSSLAND	1			
				37	R CROSSLAND	3						26	J ROYTHORNE	1		28	J ROYTHORNE	1			
				40	I BRENTNALL	2						26	K ALCOCK	1		40	A TURNBULL	2			
				40	R MASTERS	2															
				40	C BOWLES	2															
				43	P FOXLEY	1															
				43	S PANK	1															
				43	G WESTON	1															
				43	A FEARN	1															
				43	K PAYNE	1															
				43	J ROYTHORNE	1															
				43	K ALCOCK	1															
				43	A DAVIES	1															
				43	R LITHERLAND	1															
				43	J CHELL	1															

IQR Means Individual Qualifying Rounds I.E. Yellow, Green, Red and Blue Lane on a Normal Club Night





Dan Turnbull starts the 38<sup>th</sup> and final race of the night, the Adult 'A' Final. 'B' Final winner Phil took 4<sup>th</sup>, Simon Goodlip 3<sup>rd</sup>, Angus Smith 2<sup>nd</sup> and Lee the win.



## JUNIOR STATISTICS 1992-2022 - AFTER 644 CLUB NIGHTS

Sheet 1 of 4 (Note: Highlighted Names are Current 2022 Members, CS = Best Consecutive Results)

MEETINGS ATTENDED		RACES COMPLETED		DRIVER RANKING		FINALS WON						
Pos	JUNIOR	No	Pos	JUNIOR	No	Pos	JUNIOR	No	CS			
1	A TURNBULL	152	1	R LITHERLAND	917	1	* L SMITH	1.113	1	R LITHERLAND	61	(5)
1	R LITHERLAND	152	2	A TURNBULL	905	2	* A HUGHES	1.175	2	J HENRY	59	(3)
3	T CHADWICK	147	3	L TURNBULL	807	3	* AJ McPEAKE	1.275	3	A HALL	56	
4	L TURNBULL	133	4	T CHADWICK	774	4	* J MELLOR	1.400	3	A TURNBULL	56	(2)
5	F HOLMES	130	5	F HOLMES	769	5	* J HENRY	1.438	5	T CHADWICK	51	
6	G REYES-ENGLAND	128	6	G REYES-ENGLAND	766	6	* A HALL	1.475	6	J SISMEY	47	
7	J HENRY	127	7	J HENRY	658	7	* R LITHERLAND	1.600	7	J MELLOR	36	
8	J SISMEY	120	8	J SISMEY	654	8	* T MEASHAM	1.638	8	H SMITH	34	(2)
9	R REES	103	9	Z ROYTHORNE	602	9	* A TURNBULL	1.663	9	L SMITH	33	
10	Z ROYTHORNE	100	10	T MEASHAM	550	10	* T CHADWICK	1.825	10	P CONNALLY	32	(2)
11	P CONNALLY	95	11	L BROOKS	539	11	* J SISMEY	1.838	11	M MINNIS	31	(2)
12	C BRENTNALL	94	12	H SMITH	525	12	* M MINNIS	2.000	11	A HUGHES	31	
13	T MEASHAM	93	13	B ROYTHORNE	504	13	* J PATEMAN	2.025	13	AJ McPEAKE	30	(2)
14	H SMITH	91	14	P CONNALLY	500	14	* L BOWLES	2.100	13	C BRENTNALL	30	(2)
15	B ROYTHORNE	84	15	A HALL	490	15	* P CONNALLY	2.175	13	J PATEMAN	30	
16	L BROOKS	83	16	C BRENTNALL	486	16	* H SMITH	2.213	13	G REYES-ENGLAND	30	
17	J MELLOR	82	17	J MELLOR	481	17	* C BRENTNALL	2.275	17	C BOWLES	28	
18	A HALL	80	18	R REES	467	18	* C BULLOCK	2.300	17	L TURNBULL	28	(2)
19	C BOWLES	78	19	J PATEMAN	428	19	* C BOWLES	2.313	19	F HOLMES	26	
20	T PANK	74	20	C BOWLES	402	20	* J LAWSON	2.550	20	B ROYTHORNE	25	(2)
21	J PATEMAN	71	21	C BULLOCK	391	21	* K ASHWORTH	2.613	20	Z ROYTHORNE	25	(3)
22	M MINNIS	68	22	K LEVERS	381	22	* N GULL	2.763	22	R REES	24	
23	C BULLOCK	66	23	T PANK	378	23	* T PANK	2.800	23	J STEVENSON	23	
23	K LEVERS	66	24	A HUGHES	372	24	* Z ROYTHORNE	3.038	23	T MEASHAM	23	(3)
25	AJ McPEAKE	65	24	Ca HOLLAND	372	25	* K LEVERS	3.125	25	L BROOKS	21	(2)
26	A HUGHES	61	26	J MARTINEZ	369	26	* K ALI	3.188	26	T PANK	20	
26	Ca HOLLAND	61	27	L SMITH	352	27	L TURNBULL	3.238	27	L BOWLES	18	
28	J MARTINEZ	59	27	M LITHERLAND	352	28	* B ROYTHORNE	3.250	28	J LAWSON	16	(2)
28	J LAWSON	59	29	M MINNIS	343	29	* P WALKER	3.325	29	K LEVERS	15	
30	L SMITH	55	30	AJ McPEAKE	326	30	* J LISTER	3.700	30	D BARKER	14	
31	J STEVENSON	54	31	B BROOKS	325	31	* T GREEN	3.725	30	M LITHERLAND	14	
32	M LITHERLAND	53	32	J LAWSON	323	32	* P MARTIN	3.763	32	J MARTINEZ	13	
33	D BARKER	51	33	D PAUL	308	32	* R COOK	3.763	33	C DAVENPORT	12	
33	B BROOKS	51	34	L CHADWICK	277	34	* C DAVENPORT	3.775	33	K ALI	12	
35	D PAUL	49	35	J STEVENSON	276	35	* S SLATER	3.813	33	D PAUL	12	(2)
36	S SCHULE	47	36	D BARKER	266	36	* K SCHOFIELD	3.888	36	M McNULTY	10	
36	L CHADWICK	47	37	P MARTIN	263	37	* K COOK	4.050	36	P MARTIN	10	
38	P WALKER	46	38	L BOWLES	249	38	* F HOLMES	4.250	36	S BOWMAN	10	
38	L BOWLES	46	39	S BOWMAN	244	39	* G HADDON	4.500	39	G HADDON	9	
40	P MARTIN	45	40	P WALKER	236	40	* E HENRY	4.650	39	T GREEN	9	
41	J LISTER	41	41	S SCHULE	234	41	* G REYES-ENGLAND	4.738	39	N GULL	9	
41	S BOWMAN	41	41	J LISTER	234	42	* A OXSPRING	4.750	39	M BRADLEY	9	
43	J HAGUES	38	43	J HAGUES	221	43	* R REES	4.800	43	K SCHOFIELD	8	
44	K ALI	30	44	R COOK	197	44	* M BRADLEY	4.900	43	L CHADWICK	8	
45	M McNULTY	29	45	M BRADLEY	194	45	* D BARKER	5.038	43	C BULLOCK	8	
45	J BULLOCK	29	46	D JACKSON	190	46	* J STEVENSON	5.125	43	B BROOKS	8	(2)
45	R COOK	29	47	I BRADLEY	189	47	* R HUGHES	5.275	43	Ca HOLLAND	8	
45	A OXSPRING	29	48	K ALI	185	48	* J ELMORE	5.600	43	H TAYLOR	8	
45	I BRADLEY	29	48	E JACKSON	185	48	* J MARTINEZ	5.600	49	R LEY	7	
45	M BRADLEY	29	50	N BRADFORD	172	50	* M SEO	5.675	49	A CHATTLE	7	

(Driver Ranking = Average Position in Qualifying, Final Position, Fastest Lap & Race Laps Over Last 20 club nights)



## JUNIOR STATISTICS 1992-2022 - AFTER 644 CLUB NIGHTS

Sheet 2 of 4 (Note: Highlighted Names are Current 2022 Members, CS = Best Consecutive Results)

MEETINGS ATTENDED		RACES COMPLETED		DRIVER RANKING		FINALS WON					
Pos	JUNIOR	No	Pos	JUNIOR	No	Pos	JUNIOR	No	CS		
45	D JACKSON	29	51	A BRADFORD	169	51	* A CHATTLE	5.863	49	A BRADFORD	7
52	C DAVENPORT	28	52	M SEO	163	52	* L CHADWICK	6.025	52	S SLATER	6 (2)
52	E HENRY	28	52	K COOK	163	53	* J WATSON	6.063	52	P WALKER	6 (2)
52	E JACKSON	28	52	A OXSPRING	163	54	* M LITHERLAND	6.250	52	G CONNALLY	6
55	K SCHOFIELD	27	52	S ROYTHORNE	163	55	* M McNULTY	6.288	52	E HENRY	6
56	N GULL	26	56	N GULL	156	56	* J BULLOCK	6.300	52	R COOK	6
56	N BRADFORD	26	57	M McNULTY	154	57	* B BROOKS	6.488	52	E JACKSON	6
58	G HADDON	25	57	J PERRY	154	58	* D PAUL	6.550	52	D JACKSON	6 (2)
58	A BRADFORD	25	59	R HUGHES	151	59	* D JACKSON	7.088	52	T JAMES	6 (2)
58	S ROYTHORNE	25	60	J BULLOCK	150	60	* H TAYLOR	7.513	52	J HAGUES	6 (2)
61	K COOK	24	61	C DAVENPORT	149	61	* S SCHULE	7.825	61	L HAWLEY	5
61	J PERRY	24	62	K SCHOFIELD	144	62	* S BOWMAN	8.050	61	J BULLOCK	5
63	A CHATTLE	23	63	E HENRY	143	63	* E STOTT-ZAFIROPOULOS	8.063	61	A HARTLEY	5 (2)
63	L STOTT-ZAFIROPOULOS	23	64	G HADDON	138	64	* S MAFFIN	8.275	61	B CARRINGTON	5
63	J ELMORE	23	65	A CHATTLE	136	65	* L BROOKS	8.475	61	K ASHWORTH	5
66	J WATSON	22	66	L STOTT-ZAFIROPOULOS	135	66	* S MARTINEZ	8.600	61	M WARREN	5
66	R MAFFIN	22	67	H TAYLOR	134	67	* T SHARP	8.663	61	K COOK	5
66	T GREEN	22	68	K ASHWORTH	132	68	* L STOTT-ZAFIROPOULOS	8.900	61	N BRADFORD	5
66	R HUGHES	22	68	J ELMORE	132	69	* Ca HOLLAND	8.913	61	I PAUL	5 (2)
66	E STOTT-ZAFIROPOULOS	22	70	T JAMES	131	70	* R MAFFIN	8.988	70	A REES	4
71	K ASHWORTH	21	71	E STOTT-ZAFIROPOULOS	130	71	* N BRADFORD	9.550	70	J WATSON	4
71	H TAYLOR	21	72	B RILEY	124	72	* I BRADLEY	9.688	70	T SHARP	4
71	S MARTINEZ	21	73	T GREEN	119	73	* J HAGUES	9.800	70	M WATTS	4
74	S SLATER	20	74	S MARTINEZ	117	74	* S ROYTHORNE	10.000	70	J LISTER	4
74	T SHARP	20	75	J WATSON	113	75	* A BRADFORD	10.775	70	B JEFFRIES	4
74	S MAFFIN	20	76	R MAFFIN	109	76	T JAMES	10.863	70	E STOTT-ZAFIROPOULOS	4
74	T JAMES	20	77	S SLATER	108	77	* E JACKSON	12.500	70	L STOTT-ZAFIROPOULOS	4
78	B RILEY	19	77	B CARRINGTON	108	78	* J PERRY	13.813	70	J ELMORE	4
79	B CARRINGTON	18	79	T SHARP	103	N/A	L CAPEWELL	2.438	70	S ROYTHORNE	4
80	R LEY	17	79	J GRATTON	103	N/A	S GILLARD	2.725	80	A PANK	3
80	G CONNALLY	17	81	S MAFFIN	99	N/A	M WARREN	2.817	80	C CLARK	3
80	J GRATTON	17	82	M WARREN	98	N/A	J THOMPSON	2.825	80	R HUGHES	3
83	A HARTLEY	15	83	F McCANDLESS	96	N/A	A WATHEY	3.545	80	J PERRY	3
83	J MOSEDALE	15	84	R LEY	92	N/A	K JACKSON	3.563	80	J BLURTON	3
83	M WARREN	15	85	G CONNALLY	91	N/A	T REES	3.667	80	J THOMPSON	3
86	C KAVANAGH	13	86	A HARTLEY	83	N/A	S TAGUE	3.813	86	C WOODCOCK	2
86	M WATTS	13	87	A WATHEY	72	N/A	A FEARN	3.850	86	Mat McNULTY	2
88	J DOBBINS	12	87	J MOSEDALE	72	N/A	N ZIMMERMANN	3.969	86	J MOSEDALE	2
88	F McCANDLESS	12	87	B JEFFRIES	72	N/A	R LEY	4.103	86	D SPENCER	2
90	A PANK	11	90	M WATTS	69	N/A	C CLARK	4.179	86	N ZIMMERMANN	2
90	A WATHEY	11	91	I PAUL	68	N/A	D SPENCER	4.375	86	A OXSPRING	2
90	N McDONALD	11	92	C KAVANAGH	65	N/A	N BLACK	4.375	86	L BLAKE	2
93	S GILLARD	10	93	D JEFFRIES	62	N/A	M BUCKLEY	4.417	86	D JEFFRIES	2 (2)
93	A FEARN	10	94	A FEARN	61	N/A	M WESTON	4.438	86	J GRATTON	2
93	I MATTHEWS	10	94	I MATTHEWS	61	N/A	T KERR	4.458	86	F McCANDLESS	2
93	J THOMPSON	10	96	J DOBBINS	60	N/A	L BLAKE	4.500	86	I BRADLEY	2
97	L HAWLEY	9	97	A PANK	58	N/A	M YEOMANS	4.563	86	E PAUL	2 (2)
97	D NEALE	9	98	N McDONALD	57	N/A	E DOYLE	4.583	86	B RILEY	2
97	C WOODCOCK	9	99	J BLURTON	56	N/A	I MATTHEWS	5.075	86	J McDONALD	2
97	Mat McNULTY	9	100	Ca BLURTON	55	N/A	J DOBBINS	5.083	86	T KERR	2

## JUNIOR STATISTICS 1992-2022 - AFTER 644 CLUB NIGHTS

Sheet 3 of 4 (Note: Highlighted Names are Current 2022 Members, CS = Best Consecutive Results)

MEETINGS ATTENDED		RACES COMPLETED		DRIVER RANKING			FINALS WON			
Pos	JUNIOR	No	Pos	JUNIOR	No	Pos	JUNIOR	No	CS	
97	B JEFFRIES	9	101	E PAUL	54	N/A	N McDONALD	5.114	86 E DOYLE	2
97	D JEFFRIES	9	102	N ZIMMERMANN	51	N/A	A HARTLEY	5.212	102 S GILLARD	1
97	I PAUL	9	103	S GILLARD	50	N/A	B REES	5.350	102 C KAVANAGH	1
97	E PAUL	9	103	L HAWLEY	50	N/A	J MOSEDALE	5.462	102 D NEALE	1
105	M SEO	8	105	S LIVESEY	49	N/A	M WILLIS	5.750	102 A MILNER	1
105	TI REES	8	106	C BARTLETT	48	N/A	B CARRINGTON	5.847	102 T REES	1
105	C BARTLETT	8	107	Mat McNULTY	47	N/A	J McDONALD	6.458	102 R MAFFIN	1
105	Ca BLURTON	8	108	C WOODCOCK	46	N/A	B JEFFRIES	6.472	102 T ALLDREAD	1
105	J BLURTON	8	109	D NEALE	44	N/A	L BELL	6.550	102 M HART	1
110	A MILNER	7	110	C CLARK	41	N/A	D GEBAUERS	6.750	102 S MAFFIN	1
110	A REES	7	111	TI REES	40	N/A	D NEALE	7.083	102 D GEBAUERS	1
110	C CLARK	7	112	A REES	38	N/A	L HAWLEY	7.083	102 L BELL	1
110	N ZIMMERMANN	7	112	J McDONALD	38	N/A	D JEFFRIES	7.111	102 M SEO	1
110	M BUCKLEY	7	114	A MILNER	36	N/A	Mat McNULTY	7.167	102 A FEARN	1
115	M HART	6	114	J THOMPSON	36	N/A	C BARTLETT	7.344	102 I MATTHEWS	1
115	S LIVESEY	6	116	B REES	35	N/A	J GRATTON	7.426	102 M WILLIS	1
115	SM BLURTON	6	117	M BUCKLEY	33	N/A	M WATTS	7.519	102 B REES	1
115	J McDONALD	6	118	M HART	31	N/A	C WOODCOCK	8.056	102 S TAGUE	1
115	E DOYLE	6	118	A PARKIN	31	N/A	R FREEMAN	8.417	102 L CAPEWELL	1
115	T KERR	6	118	SM BLURTON	31	N/A	H MOHAMMED	8.500	102 M BUCKLEY	1
121	L BELL	5	121	L PARKIN	30	N/A	G CONNALLY	8.588	102 S LIVESEY	1
121	B REES	5	122	K JACKSON	29	N/A	B RILEY	8.697	102 L PARKIN	1
121	L BLAKE	5	122	M WESTON	29	N/A	A STOTT	8.750	102 A PARKIN	1
121	A PARKIN	5	122	R FREEMAN	29	N/A	A MILNER	8.786	102 R FREEMAN	1
121	L PARKIN	5	125	L BELL	26	N/A	M HART	9.417	102 S MARTINEZ	1
126	D SPENCER	4	125	M YEOMANS	26	N/A	Ca BLURTON	9.594		
126	M YEOMANS	4	127	S TAGUE	24	N/A	J BLURTON	9.781		
126	M WILLIS	4	127	T KERR	24	N/A	A PANK	10.114		
126	S TAGUE	4	127	E DOYLE	24	N/A	T ALLDREAD	10.167		
126	K JACKSON	4	130	D SPENCER	23	N/A	E GIBBS	10.417		
126	L CAPEWELL	4	131	M WILLIS	20	N/A	F McCANDLESS	10.558		
126	M WESTON	4	131	L CAPEWELL	20	N/A	C KAVANAGH	10.692		
133	T REES	3	133	T REES	16	N/A	TI REES	10.719		
133	D ALLDREAD	3	133	T ALLDREAD	16	N/A	D ALLDREAD	10.750		
133	T ALLDREAD	3	133	D GEBAUERS	16	N/A	A REES	10.786		
133	D GEBAUERS	3	136	D ALLDREAD	15	N/A	SM BLURTON	10.833		
133	E GIBBS	3	136	E GIBBS	15	N/A	A PARKIN	11.300		
133	R FREEMAN	3	138	H MOHAMMED	14	N/A	E PAUL	11.806		
139	N BLACK	2	139	L BLAKE	13	N/A	L PARKIN	12.900		
140	H MOHAMMED	1	140	N BLACK	10	N/A	S LIVESEY	13.083		
140	A STOTT	1	141	A STOTT	5	N/A	I PAUL	13.667		



## JUNIOR DHORC STATISTICS 1992-2022, AFTER 644 ROUNDS

Sheet 4 of 4 (Note: Highlighted Names are Current 2022 Members, CS = Best Consecutive Results)

POLES				IQR's				WINS				FASTEST LAPS				BEST RACE LAPS				CHAMPIONSHIPS	
Pos	JUNIOR	No	CS	Pos	JUNIOR	No	CS	Pos	JUNIOR	No	CS	Pos	JUNIOR	No	CS	Pos	JUNIOR	No	CS	YEAR	JUNIOR
1	R LITTLERLAND	61	(6)	1	J SISMEY	215	(14)	1	A HALL	49	(13)	1	J SISMEY	59	(11)	1	R LITTLERLAND	63	(7)	1992	S SLATER
2	J SISMEY	56	(11)	2	R LITTLERLAND	201	(12)	2	R LITTLERLAND	46	(5)	2	R LITTLERLAND	58	(7)	2	T CHADWICK	51	(7)	1993	M MINNIS
3	J MELLOR	46	(10)	3	A TURNBULL	194	(16)	3	J SISMEY	45	(6)	3	A HALL	45	(15)	3	A HALL	50	(16)	1994	M MINNIS
4	A TURNBULL	44	(9)	4	J MELLOR	193	(15)	3	A TURNBULL	45	(5)	4	T CHADWICK	43	(6)	4	J SISMEY	45	(11)	1995	AJ McPEAKE
5	A HALL	42	(11)	5	A HALL	177	(22)	5	T CHADWICK	44	(5)	5	A HUGHES	35	(12)	5	AJ McPEAKE	33	(6)	1996	AJ McPEAKE
6	AJ McPEAKE	34	(12)	6	T CHADWICK	185	(13)	6	J MELLOR	35	(3)	6	AJ McPEAKE	33	(7)	5	L SMITH	33	(20)	1997	C BRENTNALL
7	T CHADWICK	33	(4)	7	L SMITH	135	(29)	7	L SMITH	33	(9)	6	L SMITH	33	(18)	5	J MELLOR	33	(6)	1998	T PANK
7	L SMITH	33	(18)	8	M MINNIS	128	(10)	8	M MINNIS	31	(9)	8	M MINNIS	30	(6)	8	A HUGHES	32	(11)	1999	C BOWLES
9	J HENRY	31	(6)	9	AJ McPEAKE	123	(8)	9	AJ McPEAKE	29	(6)	9	J PATEMAN	29	(5)	9	J PATEMAN	31	(6)	2000	J HENRY
10	M MINNIS	30	(8)	10	A HUGHES	112	(24)	10	J HENRY	28	(4)	10	A TURNBULL	26	(4)	9	A TURNBULL	31	(4)	2001	J HENRY
11	J PATEMAN	29	(6)	11	J HENRY	110	(12)	10	J PATEMAN	28	(4)	11	J HENRY	25	(5)	11	M MINNIS	27	(8)	2002	T CHADWICK
12	A HUGHES	28	(11)	12	J PATEMAN	104	(6)	12	A HUGHES	22	(6)	11	J MELLOR	25	(6)	12	J HENRY	25	(5)	2003	J SISMEY
13	C BRENTNALL	24	(8)	13	T MEASHAM	93	(11)	13	C BRENTNALL	18	(3)	13	C BRENTNALL	20	(7)	13	C BRENTNALL	22	(7)	2004	J SISMEY
14	T MEASHAM	20	(5)	14	C BRENTNALL	87	(5)	13	T MEASHAM	18	(3)	13	T PANK	20	(5)	14	Z ROYTHORNE	17	(6)	2005	T CHADWICK
15	T PANK	16	(2)	15	C BOWLES	86	(4)	15	C BOWLES	15	(2)	15	K LEVERS	15	(3)	15	T PANK	15	(3)	2006	T MEASHAM
16	C BOWLES	11	(3)	16	F HOLMES	82	(3)	16	K LEVERS	13	(3)	15	H SMITH	15	(4)	16	C BOWLES	13	(2)	2007	A HUGHES
17	N GULL	9	(3)	17	T PANK	51	(4)	17	T PANK	12	(2)	17	B ROYTHORNE	14	(4)	16	K LEVERS	13	(2)	2008	L SMITH
17	L BOWLES	9	(7)	18	P CONNALLY	44	(9)	18	H SMITH	11	(3)	17	Z ROYTHORNE	14	(4)	18	P CONNALLY	12	(3)	2009	L SMITH
17	H SMITH	9	(4)	19	K LEVERS	42	(4)	19	F HOLMES	10	(4)	19	P CONNALLY	10	(3)	18	T MEASHAM	12	(3)	2010	K LEVERS
20	J LAWSON	8	(4)	20	Z ROYTHORNE	40	(2)	19	Z ROYTHORNE	10	(2)	19	T MEASHAM	10	(2)	20	L BOWLES	11	(7)	2011	J MELLOR
21	P CONNALLY	7	(3)	21	N GULL	29	(4)	21	L BOWLES	9	(6)	21	N GULL	9	(4)	21	N GULL	10	(2)	2012	J MELLOR
21	K ASHWORTH	7	(2)	22	B ROYTHORNE	24	(4)	22	P CONNALLY	7	(2)	21	L BOWLES	9	(3)	22	H SMITH	9	(4)	2013	J PATEMAN
21	K LEVERS	7	(2)	23	R REES	23	(2)	22	N GULL	7	(2)	23	C BOWLES	7	(2)	23	J LAWSON	7	(3)	2014	A HALL
21	Z ROYTHORNE	7	(2)	24	K ASHWORTH	21	(5)	22	J LAWSON	7	(3)	24	P MARTIN	6	(2)	24	K ASHWORTH	5	(2)	2015	A HALL
25	B ROYTHORNE	6	(2)	24	L BOWLES	21	(10)	25	J STEVENSON	5	(2)	24	J LAWSON	6	(3)	24	B ROYTHORNE	5	(2)	2016	R LITTLERLAND
26	F HOLMES	5	(2)	24	H SMITH	21	(6)	25	R REES	5	(2)	26	K ASHWORTH	5	(2)	26	M WARREN	4	(2)	2017	R LITTLERLAND
27	G HADDON	3	(2)	27	L TURNBULL	18	(2)	25	K ALI	5	(3)	26	J LISTER	5	(2)	26	J LISTER	4	(2)	2018	A TURNBULL
27	S GILLARD	3	(2)	28	K ALI	16	(5)	25	C BULLOCK	5	(2)	26	F HOLMES	5	(2)	28	C DAVENPORT	3	(2)	2019	A TURNBULL
27	S SLATER	3	(2)	28	J LISTER	16	(2)	25	K ASHWORTH	5	(2)	29	D BARKER	4	(2)	28	S SLATER	3	(2)	2020	N/A
27	C BULLOCK	3	(2)	30	J LAWSON	15	(4)	30	G HADDON	4	(2)	29	Ca HOLLAND	4	(2)	28	D BARKER	3	(2)	2021	H SMITH
27	M WARREN	3	(2)	31	C BULLOCK	14	(4)	30	M WARREN	4	(2)	31	C DAVENPORT	3	(2)	31	K ALI	2	(2)		
27	J LISTER	3	(2)	32	M WARREN	13	(2)	30	J LISTER	4	(2)	31	M WARREN	3	(2)	31	C BULLOCK	2	(2)		
27	L TURNBULL	3	(2)	33	S GILLARD	12	(3)	30	B ROYTHORNE	4	(2)	31	M BUCKLEY	3	(2)	31	L BLAKE	2	(2)		
34	J STEVENSON	2	(2)	34	C DAVENPORT	10	(2)	34	S SLATER	3	(2)	34	S SLATER	2	(2)	31	P MARTIN	2	(2)		
34	R REES	2	(2)	34	G HADDON	10	(2)	34	K SCHOFIELD	3	(2)	34	J STEVENSON	2	(2)	31	F HOLMES	2	(2)		
34	Ca HOLLAND	2	(2)	34	P MARTIN	10	(2)	34	L TURNBULL	3	(2)	34	R REES	2	(2)	31	G REYES-ENGLAND	2	(2)		
34	A CHATTLE	2	(2)	37	S SLATER	9	(4)	37	C DAVENPORT	2	(2)	34	K ALI	2	(2)	37	S GILLARD	1	(2)		
38	C DAVENPORT	1	(2)	37	R COOK	9	(2)	37	L BLAKE	2	(2)	34	M LITTLERLAND	2	(2)	37	K SCHOFIELD	1	(2)		
38	K ALI	1	(2)	39	K COOK	8	(3)	37	A CHATTLE	2	(2)	39	K SCHOFIELD	1	(2)	37	G HADDON	1	(2)		
38	K COOK	1	(2)	40	J STEVENSON	6	(2)	37	P MARTIN	2	(2)	39	J BULLOCK	1	(2)	37	J STEVENSON	1	(2)		
38	R COOK	1	(2)	40	Ca HOLLAND	6	(2)	37	G REYES-ENGLAND	2	(2)	39	A HARTLEY	1	(2)	37	E HENRY	1	(2)		
38	L BLAKE	1	(2)	42	D BARKER	4	(2)	42	S GILLARD	1	(2)	39	C BULLOCK	1	(2)	37	J BULLOCK	1	(2)		
38	P MARTIN	1	(2)	42	C CLARK	4	(3)	42	E HENRY	1	(2)	39	K COOK	1	(2)	37	C CLARK	1	(2)		
38	B JEFFRIES	1	(2)	42	R HUGHES	4	(2)	42	J BULLOCK	1	(2)	39	K JACKSON	1	(2)	37	R REES	1	(2)		
38	M LITTLERLAND	1	(2)	42	B BROOKS	4	(2)	42	S TAGUE	1	(2)	39	M BRADLEY	1	(2)	37	K COOK	1	(2)		
38	D PAUL	1	(2)	46	K SCHOFIELD	3	(2)	42	L CAPEWELL	1	(2)	39	J ELMORE	1	(2)	37	S TAGUE	1	(2)		
				46	M McNILTY	3	(2)	42	M BUCKLEY	1	(2)	39	D PAUL	1	(2)	37	K JACKSON	1	(2)		
				46	K JACKSON	3	(2)	42	B JEFFRIES	1	(2)	39	S ROYTHORNE	1	(2)	37	A WATHEY	1	(2)		
				46	A WATHEY	3	(2)	42	M LITTLERLAND	1	(2)					37	Ca HOLLAND	1	(2)		
				46	A CHATTLE	3	(2)	42	J THOMPSON	1	(2)					37	M BUCKLEY	1	(2)		
				46	B JEFFRIES	3	(2)									37	A CHATTLE	1	(2)		
				46	D PAUL	3	(2)									37	M BRADLEY	1	(2)		
				53	J WATSON	2	(2)									37	M LITTLERLAND	1	(2)		
				53	S SCHULE	2	(2)									37	L TURNBULL	1	(2)		
				53	E HENRY	2	(2)														
				53	J BULLOCK	2	(2)														
				53	S TAGUE	2	(2)														
				53	M BRADLEY	2	(2)														
				53	M WESTON	2	(2)														
				53	M LITTLERLAND	2	(2)														
				53	E STOTT-ZAFIROPOULOS	2	(2)														
				53	L BROOKS	2	(2)														
				53	D JACKSON	2	(2)														
				64	P WALKER	1	(2)														
				64	T SHARP	1	(2)														
				64	R LEY	1	(2)														
				64	A HARTLEY	1	(2)														
				64	J MOSEDALE	1	(2)														
				64	D SPENCER	1	(2)														
				64	T REES	1	(2)														
				64	M YEOMANS	1	(2)														
				64	A OXSPRING	1	(2)														
				64	L BLAKE	1	(2)														
				64	J GRATTON	1	(2)														
				64	G REYES-ENGLAND	1	(2)														
				64	S ROYTHORNE	1	(2)														
				64	J MARTINEZ	1	(2)														
				64	J THOMPSON	1	(2)														
				64	R HUGHES	1	(2)														

IQR Means Individual Qualifying Rounds I.E. Yellow, Green, Red and Blue Lane on a Normal Club Night

## Outright Track Record Holders After DHORC 644

### Adults

Pos	Name	Qualifying	F1	GC	F1	GC	Total
			Fastest Laps	Fastest Laps	Race Laps	Race Laps	
1	L Pateman	31	43	64	27	47	212
2	S Goodlip	21	35	10	31	17	114
3	A Smith	25	13	25	12	23	98
4	N Sismey	15	8	11	15	16	65
5	J Sismey	15	7	8	14	13	57
6	M Chadwick	12			8	9	29
7	W Lander	9	5	3	6		23
8	A McPeake	4	3	5	7		19
8	P Rees	3	3		10	3	19
10	J Tague	4	3	2	3	5	17
11	J Lymer	4	2	1	2	1	10
12	T Baldock	3	1	1	1	2	8
13	L Smith	2	1	3			6
13	A Turnbull	1	2		3		6
15	D Garbett	1		1	2	1	5
15	C Roythorne		2	2		1	5
17	J Neale				2	1	3
17	S Anand	1			1	1	3
17	T Chadwick		1		2		3
17	J Lamb	1		1	1		3
21	M Allsopp				2		2
21	S Lander			1	1		2
21	C Bowles	1	1				2
24	G Peach		1				1
24	D McPeake		1				1
24	J Roythorne				1		1
24	S Pank				1		1
<b>Total</b>		<b>143</b>	<b>122</b>	<b>129</b>	<b>135</b>	<b>134</b>	<b>715</b>

Note: Some Record Can Be Held By More Than One Member - Highlighted Names 2022 Members



## Outright Track Record Holders After DHORC 644

### Juniors

Pos	Name	Qualifying	F1	GC	F1	GC	Total
			Fastest Laps	Fastest Laps	Race Laps	Race Laps	
1	A Turnbull	31	22	16	34	17	120
2	R Litherland	24	21	26	14	28	113
3	J Sismey	15	15	12	11	17	70
4	A Hall	12	9	7	13	12	53
5	T Chadwick	7	6	10	7	19	49
6	AJ McPeake	10	9	4	9	4	36
7	T Measham	6	4	1	13	3	27
7	J Henry	2	9	5	9	2	27
9	J Mellor	10	4	4	2	4	24
10	H Smith	8	4	5	3	3	23
11	L Bowles	7	3	3	2	5	20
12	M Minnis	6	2	4	2	5	19
13	Z Roythorne	2	2	6		8	18
14	J Pateman	4	4	5	1	3	17
15	J Lawson	3	2	2	3	1	11
16	B Roythorne	1	1	6		2	10
17	F Holmes	1	3	2	3		9
17	C Brentnall		2	3		4	9
19	A Hughes	2	1	5			8
19	L Smith		4		4		8
21	T Pank		1	3	2		6
21	C Bowles	2	1		1	2	6
23	P Connally		1	3			4
23	R Rees	1	1	1		1	4
23	K Ashworth	1	1	1		1	4
23	L Turnbull	1	1		2		4
27	K Levers		1		1	1	3
28	P Martin		1		1		2
28	N Gull		1		1		2
30	Ca Holland			1			1
30	E Henry		1				1
30	C Clark					1	1
30	K Ali				1		1
30	B Brooks				1		1
30	J Elmore		1				1
30	S Roythorne			1			1
30	A Hartley			1			1
<b>Total</b>		<b>156</b>	<b>138</b>	<b>137</b>	<b>140</b>	<b>143</b>	<b>714</b>

Note: Some Record Can Be Held By More Than One Member - **Highlighted Names 2022 Members**

# DHORC Statistics 2022

Poles		Adult			Junior			Poles	
Records	Name	Total	2022	Name	Total	2022	Records		
<b>All Time</b>	L Pateman	118	6	L Bowles	9	7	<b>All Time</b>		
L Pateman 118	S Goodlip	86	2	H Smith	9	4	R Litherland	61	
<b>Season</b>	N Sismey	85		J Lawson	8	3	<b>Season</b>		
S Goodlip 17	A Smith	42	4				L Smith	21	
	P Rees	18	1						
	D Garbett	5							
	J Lamb	3							
	G Peach	2							
	A Turnbull	1	1						
	C Bowles	1							
<b>Race Wins</b>	<b>Adult</b>			<b>Junior</b>			<b>Race Wins</b>		
Records	Name	Total	2022	Name	Total	2022	Records		
<b>All Time</b>	L Pateman	112	4	H Smith	11	2	<b>All Time</b>		
L Pateman 112	N Sismey	84		L Bowles	9	7	A Hall	49	
<b>Season</b>	S Goodlip	83	4	J Lawson	7	4	<b>Season</b>		
W Lander 16	A Smith	37	4	J Thompson	1	1	L Smith	20	
	P Rees	28	1				A Hall	20	
	D Garbett	4							
	G Peach	3							
	J Lamb	2							
	A Turnbull	2	1						
	R Litherland	1							
<b>Fast Laps</b>	<b>Adult</b>			<b>Junior</b>			<b>Fast Laps</b>		
Records	Name	Total	2022	Name	Total	2022	Records		
<b>All Time</b>	L Pateman	274	6	H Smith	15	5	<b>All Time</b>		
L Pateman 274	S Goodlip	52	5	L Bowles	9	6	J Sismey	59	
<b>Season</b>	N Sismey	50		J Lawson	6	3	<b>Season</b>		
L Pateman 19	A Smith	47	4				L Smith	21	
A Smith 19	P Rees	12							
	G Peach	3							
	D Garbett	3							
	C Bowles	3							
	J Lamb	2							
	A Turnbull	2							
<b>Race Laps</b>	<b>Adult</b>			<b>Junior</b>			<b>Race Laps</b>		
Records	Name	Total	2022	Name	Total	2022	Records		
<b>All Time</b>	L Pateman	179	5	L Bowles	11	8	<b>All Time</b>		
L Pateman 179	N Sismey	89		H Smith	9	2	R Litherland	63	
<b>Season</b>	S Goodlip	65	3	J Lawson	7	4	<b>Season</b>		
W Lander 16	A Smith	50	4				A Hall	22	
	P Rees	22	1						
	D Garbett	6							
	J Lamb	2							
	G Peach	2							
	A Turnbull	2	1						



Current Members Best Ever Position Records after DHORC 644																			
Qualifying				Final Position				Fastest Laps				Race Laps							
Pos	Adult	DHORC	Gap	Date	Pos	Adult	DHORC	Gap	Date	Pos	Adult	DHORC	Gap	Date	Pos	Adult	DHORC	Gap	Date
1	L Pateman	644	0	07-Jun-22	1	L Pateman	644	0	07-Jun-22	1	A Smith	644	0	07-Jun-22	1	L Pateman	644	0	07-Jun-22
1	S Goodlip	643	1	07-Jun-22	1	S Goodlip	643	1	07-Jun-22	1	S Goodlip	643	1	07-Jun-22	1	S Goodlip	643	1	07-Jun-22
1	A Smith	642	2	17-May-22	1	A Smith	642	2	17-May-22	1	L Pateman	642	1	17-May-22	1	A Smith	642	2	17-May-22
1	P Rees	640	4	26-Apr-22	1	A Turnbull	635	9	22-Feb-22	1	A Turnbull	625	19	19-Oct-22	1	A Turnbull	635	9	22-Feb-22
1	A Turnbull	635	9	22-Feb-22	1	P Rees	631	13	11-Jan-22	1	J Lamb	616	28	11-Feb-20	1	P Rees	631	13	11-Jan-22
1	D Garbett	625	19	19-Oct-21	1	R Litherland	624	20	28-Sep-21	1	C Bowles	612	32	07-Nov-19	1	N Sismey	613	31	07-Jan-20
1	J Lamb	616	28	11-Feb-20	1	N Sismey	613	31	07-Jan-20	1	L Smith	591	53	23-Feb-19	1	D Garbett	611	33	29-Oct-19
1	N Sismey	613	31	07-Jan-20	1	D Garbett	611	33	29-Oct-19	1	D Garbett	582	62	23-Oct-18	1	L Smith	579	65	04-Sep-18
1	L Smith	591	53	23-Feb-19	1	L Smith	566	78	24-Feb-18	1	G Peach	565	79	24-Feb-18	1	G Peach	565	79	24-Feb-18
1	G Peach	565	79	24-Feb-18	1	J Lamb	538	106	25-Feb-17	1	N Sismey	511	133	27-Feb-16	1	J Lamb	538	106	25-Feb-17
1	C Bowles	563	81	24-Feb-18	1	G Peach	537	107	25-Feb-17	1	P Rees	497	147	30-Jun-15	2	R Litherland	624	20	28-Sep-21
2	R Litherland	624	20	28-Sep-21	2	C Bowles	600	44	09-Jul-19	2	R Litherland	624	20	28-Sep-21	2	C Bowles	139	505	18-Apr-00
4	R Edwards	581	63	09-Oct-18	3	D Turnbull	527	117	13-Sep-16	3	C Cooper	639	5	05-Apr-22	3	D Edwards	599	45	25-Jun-19
4	R Masters	279	365	26-Sep-06	3	R Masters	433	211	23-Feb-13	3	R Masters	382	262	26-Feb-11	3	R Masters	433	211	23-Feb-13
5	S Gray	627	17	09-Nov-21	4	S Smith	537	107	25-Feb-17	4	D Turnbull	564	80	24-Feb-18	4	L Blacker	642	2	17-May-22
5	D Turnbull	539	105	26-Feb-17	5	S Gray	627	17	09-Nov-21	4	D Edwards	541	103	07-Mar-17	4	S Smith	537	107	25-Feb-17
6	L Edwards	512	132	27-Feb-16	5	D Edwards	581	63	09-Oct-18	5	L Blacker	621	23	07-Sep-21	5	C Cooper	627	17	09-Nov-21
7	R Lawson	629	15	30-Nov-21	6	R Lawson	530	114	18-Oct-16	6	S Gray	635	9	22-Feb-22	5	D Turnbull	596	48	09-Apr-19
7	S Smith	538	106	25-Feb-17	6	L Edwards	512	132	27-Feb-16	6	L Edwards	512	132	27-Feb-16	6	R Lawson	530	114	18-Oct-16
8	C Cooper	628	16	09-Nov-21	8	L Blacker	631	13	11-Jan-22	8	S Smith	537	107	25-Feb-17	7	S Gray	627	17	09-Nov-21
9	L Blacker	602	42	23-Jul-19	8	C Cooper	630	14	30-Nov-21	8	R Lawson	530	114	18-Oct-16	9	S Kerr	643	1	07-Jun-22
10	S Kerr	643	1	07-Jun-22	14	M Dutton	643	1	07-Jun-22	11	S Kerr	643	1	07-Jun-22	9	L Edwards	637	7	15-Mar-22
14	A Thompson	635	9	22-Feb-22	14	A Thompson	453	191	22-Oct-13	12	A Thompson	644	0	07-Jun-22	13	A Thompson	479	165	21-Oct-14
16	M Dutton	644	0	07-Jun-22	16	S Kerr	643	1	07-Jun-22	15	M Dutton	641	3	26-Apr-22	16	M Dutton	644	0	07-Jun-22
Pos	Junior	DHORC	Gap	Date	Pos	Junior	DHORC	Gap	Date	Pos	Junior	DHORC	Gap	Date	Pos	Junior	DHORC	Gap	Date
1	H Smith	644	0	07-Jun-22	1	H Smith	644	0	07-Jun-22	1	H Smith	644	0	07-Jun-22	1	H Smith	644	0	07-Jun-22
1	L Bowles	640	4	26-Apr-22	1	J Lawson	643	1	07-Jun-22	1	L Bowles	640	4	26-Apr-22	1	J Lawson	643	1	07-Jun-22
1	J Lawson	633	11	01-Feb-22	1	L Bowles	642	2	17-May-22	1	J Lawson	633	11	01-Feb-22	1	L Bowles	642	2	17-May-22
2	J Thompson	636	8	22-Feb-22	1	J Thompson	640	4	26-Apr-22	2	J Thompson	636	8	22-Feb-22	2	J Thompson	636	8	22-Feb-22
3	T Kerr	643	1	07-Jun-22	3	T Kerr	640	4	26-Apr-22	3	T Kerr	643	1	07-Jun-22	4	E Doyle	641	3	26-Apr-22
4	E Doyle	641	3	26-Apr-22	4	E Doyle	644	0	07-Jun-22	3	E Doyle	641	3	26-Apr-22	4	T Kerr	640	4	26-Apr-22



**Distance Covered In DHORC Club Championship 2022**

Pos	Competitor	Class	Laps	Feet	Feet / Race	Miles	Races
1	A Turnbull	A	1,508.3	137,152	2,588	26.0	53
2	P Rees	A	1,461.6	132,535	2,599	25.1	51
3	L Pateman	A	1,414.8	127,998	2,723	24.2	47
4	G Peach	A	1,375.4	124,407	2,439	23.6	51
5	D Garbett	A	1,339.5	121,098	2,422	22.9	50
6	N Sismey	A	1,324.3	119,853	2,550	22.7	47
7	A Smith	A	1,277.6	118,020	2,879	22.4	41
8	S Goodlip	A	1,271.0	113,352	2,576	21.5	44
9	L Blacker	A	1,246.6	113,067	2,174	21.4	52
10	S Gray	A	1,163.9	105,031	2,101	19.9	50
11	C Bowles	A	1,107.4	102,898	2,572	19.5	40
12	D Turnbull	A	1,037.2	92,609	2,259	17.5	41
13	R Litherland	A	852.4	78,772	2,387	14.9	33
14	L Bowles	J	775.8	71,554	2,105	13.6	34
15	D Edwards	A	723.8	67,589	2,253	12.8	30
16	S Smith	A	746.5	67,089	2,033	12.7	33
17	L Smith	A	703.9	63,746	2,452	12.1	26
18	C Cooper	A	704.8	63,037	1,970	11.9	32
19	A Thompson	A	658.5	61,745	1,816	11.7	34
20	J Thompson	A	633.0	59,323	1,648	11.2	36
21	H Smith	J	642.2	57,442	2,052	10.9	28
22	J Lawson	J	648.3	57,345	1,977	10.9	29
23	J Lamb	A	654.9	57,104	2,115	10.8	27
24	R Lawson	A	642.4	56,543	2,094	10.7	27
25	L Edwards	A	560.2	50,646	2,110	9.6	24
26	M Dutson	A	504.6	46,440	1,659	8.8	28
27	S Kerr	A	486.9	44,088	2,004	8.4	22
28	E Doyle	J	405.1	36,942	1,539	7.0	24
29	T Kerr	J	404.4	36,607	1,525	6.9	24
30	R Masters	A	124.9	10,554	1,759	2.0	6
Pos	Competitor	Class	17,879.6	1,625,935.9	2,449	307.9	664



# Next Circuit



Long Beach

**Where Do We Race Next?**

**What Are The Records?**

**Who Has Been On The Podium?**

# Circuit History

The **Grand Prix of Long Beach** (known as Acura Grand Prix of Long Beach since 2019 for naming rights reasons) is an IndyCar Series race held on a street circuit in downtown Long Beach, California. Christopher Pook is the founder of the event. It was the premier race on the CART/Champ Car calendar from 1996 to 2008, and the 2008 race was the final Champ Car series race prior to the formal unification and end of the open-wheel "split" between CART and IRL. Since 2009, the race has been part of the unified IndyCar Series.[1][2] The race is typically held in April. It is one of the longest continuously running events in Indy car racing and is considered one of the most prestigious events on the circuit.

The Long Beach Grand Prix is the longest running major street race held in North America. It started in 1975 as a Formula 5000 race, and became a Formula One event in 1976.[3] In an era when turbocharged engines were starting to come to prominence in Formula One, Long Beach remains one of the few circuits used from the time Renault introduced turbos in 1977 until the last Long Beach Grand Prix in 1983 that never once saw a turbo-powered car take victory.

John Watson's win for McLaren in 1983 holds the Formula One record for the lowest ever starting position for a race winner. In a grid consisting of 26 cars, Watson started 22nd in his McLaren-Ford. That same race also saw Watson's teammate (and 1982 Long Beach winner) Niki Lauda finish second after starting 23rd on the grid. René Arnoux, who finished third in his Ferrari 126C2B, was the only driver to ever finish on the Formula One podium at Long Beach driving a turbocharged car.

In 1984, the race switched from a Formula One race to a CART Indy car event. Support races over the years have included Indy Lights, IMSA, Atlantics, Pirelli World Challenge, Trans-Am Series, Formula D, Stadium Super Trucks, Formula E, and the Toyota Pro/Celebrity Race. Toyota was a sponsor of the event since its beginning and title sponsor from 1980 to 2018,[4] believed to be the longest continuously running sports sponsorship in the U.S.

Rounds 1&2		Long Beach (USA)			Rounds 15&16	
Previous Results						
	Adults		1st	2nd	3rd	
DHORC 631 F1	11-Jan 2022	79'4"	P Rees	S Goodlip	L Pateman	
DHORC 632 GC	11-Jan 2022	79'4"	L Pateman	A Turnbull	S Goodlip	
DHORC 645 F1	28-Jun 2022	79'4"				
DHORC 646 GC	28-Jun 2022	79'4"				
	Juniors		1st	2nd	3rd	
DHORC 631 F1	11-Jan 2022	79'4"	J Lawson	N/A	N/A	
DHORC 632 GC	11-Jan 2022	79'4"	J Lawson	N/A	N/A	
DHORC 645 F1	28-Jun 2022	79'4"				
DHORC 646 GC	28-Jun 2022	79'4"				

Circuit Records		Lap Length 79'4"	
<b>Qualifying</b>			
F1	L Pateman	11Jan22	54.1 Laps
GC	L Pateman	11Jan22	
<b>Fastest Laps</b>			
F1	S Goodlip	11Jan22	5.46 secs
GC	L Pateman	11Jan22	
<b>Race Laps</b>			
F1	P Rees	11Jan22	28.2 Laps
GC	L Pateman	11Jan22	
<b>Final Points</b>			
3.5 Points	L Blacker	11Jan22	J Lamb
	J Lamb	11Jan22	
	A Turnbull	11Jan22	

**DHORC 645 & 646**





## Long Beach Best Off Chart 1

Qualifying Combined					Final Points			
Pos	Adult	Laps	MPH	Date	Pos	Adult	Pts	Date
1	A Turnbull	N/A	N/A	N/A	1	L Blacker	3.5	11-Jan-22
1	C Cooper	N/A	N/A	N/A	1	A Turnbull	3.5	11-Jan-22
1	D Garbett (M)	N/A	N/A	N/A	1	J Lamb	3.5	11-Jan-22
1	D Turnbull	N/A	N/A	N/A	4	D Garbett (M)	3.0	11-Jan-22
1	G Peach (M)	N/A	N/A	N/A	5	N Sismey (M)	2.5	11-Jan-22
1	J Lamb	N/A	N/A	N/A	5	C Cooper	2.5	11-Jan-22
1	L Blacker	N/A	N/A	N/A	5	P Rees (M)	2.5	11-Jan-22
1	L Pateman	N/A	N/A	N/A	5	S Gray (M)	2.5	11-Jan-22
1	N Sismey (M)	N/A	N/A	N/A	9	L Pateman	2.0	11-Jan-22
1	P Rees (M)	N/A	N/A	N/A	10	S Goodlip	1.5	11-Jan-22
1	R Lawson	N/A	N/A	N/A	10	R Litherland	1.5	11-Jan-22
1	R Litherland	N/A	N/A	N/A	10	R Lawson	1.5	11-Jan-22
1	S Goodlip	N/A	N/A	N/A	13	G Peach (M)	1.0	11-Jan-22
1	S Gray (M)	N/A	N/A	N/A	13	D Turnbull	1.0	11-Jan-22
Pos	Junior	Laps	MPH	Date	Pos	Junior	Pts	Date
1	J Lawson	N/A	N/A	N/A	1	J Lawson	2.0	11-Jan-22



### Long Beach Best Off Chart 2 - F1

Qualifying					Fastest Laps					Race Laps				
Pos	Adult	Laps	MPH	Date	Pos	Adult	Time	MPH	Date	Pos	Adult	Laps	MPH	Date
1	L Pateman	54.1	8.129	11-Jan-22	1	S Goodlip	5.46	9.907	11-Jan-22	1	P Rees (M)	28.2	8.474	11-Jan-22
2	P Rees (M)	52.0	7.813	11-Jan-22	2	L Pateman	5.62	9.625	11-Jan-22	2	S Goodlip	27.8	8.354	11-Jan-22
3	S Goodlip	50.8	7.633	11-Jan-22	3	A Turnbull	5.87	9.215	11-Jan-22	3	L Pateman	27.3	8.204	11-Jan-22
4	N Sismey (M)	50.7	7.618	11-Jan-22	4	P Rees (M)	5.94	9.106	11-Jan-22	4	A Turnbull	26.7	8.023	11-Jan-22
5	A Turnbull	47.8	7.182	11-Jan-22	5	G Peach (M)	6.02	8.985	11-Jan-22	5	D Garbett (M)	26.2	7.873	11-Jan-22
6	R Litherland	45.9	6.897	11-Jan-22	6	D Garbett (M)	6.12	8.838	11-Jan-22	6	N Sismey (M)	26.1	7.843	11-Jan-22
7	D Garbett (M)	43.4	6.521	11-Jan-22	7	N Sismey (M)	6.33	8.545	11-Jan-22	7	L Blacker	23.6	7.092	11-Jan-22
8	R Lawson	43.0	6.461	11-Jan-22	8	R Litherland	6.58	8.220	11-Jan-22	8	S Gray (M)	23.5	7.062	11-Jan-22
9	G Peach (M)	42.1	6.326	11-Jan-22	9	D Turnbull	6.59	8.208	11-Jan-22	9	R Litherland	23.0	6.912	11-Jan-22
10	S Gray (M)	41.9	6.296	11-Jan-22	10	J Lamb	6.60	8.196	11-Jan-22	10	R Lawson	22.8	6.851	11-Jan-22
11	D Turnbull	40.9	6.145	11-Jan-22	11	S Gray (M)	6.65	8.134	11-Jan-22	11	D Turnbull	21.9	6.581	11-Jan-22
12	L Blacker	40.8	6.130	11-Jan-22	12	C Cooper	6.66	8.122	11-Jan-22	12	C Cooper	21.7	6.521	11-Jan-22
13	C Cooper	36.1	5.424	11-Jan-22	13	L Blacker	6.75	8.013	11-Jan-22	13	G Peach (M)	21.4	6.431	11-Jan-22
14	J Lamb	33.4	5.018	11-Jan-22	14	R Lawson	7.17	7.544	11-Jan-22	14	J Lamb	20.7	6.220	11-Jan-22
Pos	Junior	Laps	MPH	Date	Pos	Junior	Time	MPH	Date	Pos	Junior	Laps	MPH	Date
1	J Lawson	40.6	6.100	11-Jan-22	1	J Lawson	6.98	7.749	11-Jan-22	1	J Lawson	21.7	6.521	11-Jan-22



### Long Beach Best Off Chart 3 - GC

Qualifying					Fastest Laps					Race Laps				
Pos	Adult	Laps	MPH	Date	Pos	Adult	Time	MPH	Date	Pos	Adult	Laps	MPH	Date
1	L Pateman	65.8	9.887	11-Jan-22	1	L Pateman	4.18	12.940	11-Jan-22	1	L Pateman	37.2	11.179	11-Jan-22
2	S Goodlip	61.1	9.180	11-Jan-22	2	D Garbett (M)	4.65	11.632	11-Jan-22	2	A Turnbull	33.3	10.007	11-Jan-22
3	N Sismey (M)	59.7	8.970	11-Jan-22	3	S Goodlip	4.66	11.607	11-Jan-22	3	N Sismey (M)	32.5	9.766	11-Jan-22
4	R Litherland	59.0	8.865	11-Jan-22	4	R Litherland	4.74	11.412	11-Jan-22	3	P Rees (M)	32.5	9.766	11-Jan-22
5	A Turnbull	58.1	8.730	11-Jan-22	5	J Lamb	4.90	11.039	11-Jan-22	5	S Goodlip	31.9	9.586	11-Jan-22
6	G Peach (M)	55.5	8.339	11-Jan-22	6	G Peach (M)	4.91	11.016	11-Jan-22	6	R Litherland	31.1	9.346	11-Jan-22
7	D Garbett (M)	55.4	8.324	11-Jan-22	7	A Turnbull	4.96	10.905	11-Jan-22	7	G Peach (M)	30.2	9.075	11-Jan-22
8	P Rees (M)	54.7	8.219	11-Jan-22	8	P Rees (M)	4.97	10.883	11-Jan-22	8	D Garbett (M)	29.9	8.985	11-Jan-22
9	D Turnbull	51.0	7.663	11-Jan-22	9	N Sismey (M)	5.21	10.382	11-Jan-22	9	J Lamb	29.2	8.775	11-Jan-22
10	R Lawson	48.8	7.332	11-Jan-22	10	C Cooper	5.30	10.206	11-Jan-22	10	R Lawson	27.8	8.354	11-Jan-22
11	C Cooper	48.6	7.302	11-Jan-22	11	D Turnbull	5.40	10.017	11-Jan-22	11	D Turnbull	27.4	8.234	11-Jan-22
12	J Lamb	48.2	7.242	11-Jan-22	12	R Lawson	5.74	9.423	11-Jan-22	12	C Cooper	26.1	7.843	11-Jan-22
13	S Gray (M)	47.7	7.167	11-Jan-22	13	L Blacker	5.78	9.358	11-Jan-22	13	S Gray (M)	25.5	7.663	11-Jan-22
14	L Blacker	41.6	6.250	11-Jan-22	14	S Gray (M)	6.35	8.518	11-Jan-22	14	L Blacker	23.4	7.032	11-Jan-22
Pos	Junior	Laps	MPH	Date	Pos	Junior	Time	MPH	Date	Pos	Junior	Laps	MPH	Date
1	J Lawson	47.4	7.122	11-Jan-22	1	J Lawson	5.96	9.076	11-Jan-22	1	J Lawson	24.8	7.452	11-Jan-22





 Razorlite Lexans HO Facebook Page

Email: razor\_lexan@outlook.com

Post & Packaging Costs for up to 10 Bodies & Clips  
UK from £4.00 Europe from £6.00 USA from £8.00






























## LEXAN BODY CATALOGUE



<p><b>Legends</b></p> <p>SWB = 38mm (1.5") between axle centres LWB = 41mm (1.6") between axle centres Mega G = 43mm (1.7") between axle centres</p>	 <p>AC Cobra Concept car Convertible SWB 28mm Clip</p>	 <p>Acura NSX Concept Car 2012 LWB 30mm Clip</p>	 <p>Acura NSX GT3 2017 LWB 30mm Clip</p>	 <p>Alfa Romeo 155 Touring Car LWB 29mm Clip</p>
 <p>Alfa Romeo 4C</p> <p>SWB 30mm Clip</p>	 <p>Alfa Romeo 8C Competizione</p> <p>SWB or LWB 28mm Clip</p>	 <p>Alfa Romeo BTCC</p> <p>LWB 30mm Clip</p>	 <p>Alfa Romeo SZ</p> <p>Mega G/G+ 31mm Clip</p>	 <p>Alfa Romeo TZ3 Corsa</p> <p>SWB 29mm Clip</p>
 <p>Aston Martin DBR 9</p> <p>Mega G/G+ 30mm Clip</p>	 <p>Aston Martin DBS</p> <p>LWB 28mm Clip</p>	 <p>Aston Martin Vantage GTe</p> <p>LWB 26mm Clip</p>	 <p>Audacious (Hot Wheels)</p> <p>LWB 28mm Clip</p>	 <p>Audi R8 GT</p> <p>Mega G/G+ 31mm Clip</p>



				
Audi R8 GT3  LWB 31mm Clip	Audi R10 Tdi (LMP)  LWB 33mm Body Pins (Rec)	Audi S3 BTCC LWB 27mm Clip	Austin Mini Cooper  SWB 28mm Clip	Bentley Continental GT3  LWB 30mm Clip
				
BMW 2002tii 1974 LWB 26mm Clip	BMW 3.0 CSL 1973 LWB 27mm Clip	BMW 320i Turbo Grp 5  SWB 27mm Clip	BMW i8  LWB or Mega G/G+ 29mm Clip	BMW 1 Series BTCC LWB 29mm Clip
				
BMW M1  SWB 30mm Clip	BMW M3 GT2  LWB 27mm Clip	BMW M3 GTr 1994 LWB 27mm Clip	BMW Z4 GT3  LWB 27mm Clip	BMW Z8 Convertible  LWB 30mm Clip
				
Boneshaker (Hot Wheels) Funny Car LWB 23mm Clip	Bugatti EB110  SWB 32mm Clip	Bugatti Veyron  LWB 31mm Clip	Chevrolet Nastruck Pick Up LWB 30mm Clip	Chevron B19  SWB 29mm Clip
				
Chevron B19.L  LWB 29mm Clip	Corvette CSR GT  SWB 30mmClip	Corvette C7R GT  LWB 26mm Clip	Corvette C7R GT 2017 LWB 31mm Clip	Corvette Daytona Prototype  SWB 30mm Clip
				
Corvette Stingray 1969 SWB 30mm Clip	Corvette Stingray 2014 LWB 29mm Clip	Corvette Stingray Convertible 1967 Mega G/G+ 31mm Clip	Corvette Stingray Convertible 2014 LWB 29mm Clip	





























				
Datsun S30 Fairlady Z 1975 SWB 26mm Clip	Datsun 240Z  LWB 27mm Clip	Datsun 240Z  SWB 27mm Clip	De Tomaso Pantera GTS  LWB 31mm Clip	Dodge Challenger  LWB 31mm Clip
				
Dodge Challenger  Mega G/G+ 29mm Clip	Dodge Viper 1996 LWB 31mm Clip	Dodge Viper SRT  LWB 27mm Clip		
				
Ferrari 250 GT Berlinetta Lusso 1964 SWB 30mm Clip	Ferrari 250 GTO  LWB 29mm Clip	Ferrari 308 Gtb  LWB 28mm Clip	Ferrari 330 P4  LWB 31mm Clip	Ferrari 333 SP  LWB 29mm Clip
				
Ferrari 360  Mega G/G+ 30mm Clip	Ferrari 365 GTb Daytona  SWB 28mm Clip	Ferrari 458 Gtb  LWB 30mm Clip	Ferrari 488 Gte  LWB 29mm Clip	Ferrari 512 LM  SWB or LWB 29mm Clip
				
Ferrari 575 Gtc  LWB 30mm Clip	Ferrari 599 GTb  LWB 30mm Clip	Ferrari 612 Can Am  SWB 32mm Clip	Ferrari F40  SWB 29mm Clip	Ferrari F40 (Tyco) SWB 32mm Clip

				
Ferrari LaFerrari  LWB 28mm Clip	Ferrari Testarossa  SWB 32mm Clip			
				
Ford Boss Mustang  Mega G/G+ 30mm Clip	Ford Capri  SWB 30mm Clip	Ford Custom Van  LWB 30mm Clip	Ford Escort  SWB 29mm Clip	Ford Fiesta 2012 LWB 26mm Clip
				
Ford Focus RS BTCC LWB 29mm Clip	Ford Focus RS  LWB 29mm Clip	Ford GT 2006 LWB 29mm Clip	Ford GT 2016 LWB Body Pins Only	Ford GT40  SWB 29mm Clip
				
Ford Mustang 2005 LWB 27mm Clip	Ford Mustang Custom 2012 LWB or Mega G/G+ 28mm Clip	Ford Mustang 2013 LWB 31mm Clip	Ford P68 Grp 6  LWB 33mm Clip	Ford Shelby GR-1 Concept car LWB 29mm Clip
				
Ford Thunderbird Nascar LWB or Mega G/G+ 30mm Clip	Funny Car Pink Panther  LWB 29mm Clip		Greenwood Corvette 1977 LWB or Mega G/G+ 25mm Clip	
				
Honda Civic BTCC LWB 28mm Clip	Honda Integra  LWB 28mm Clip	Honda NSX JGTC  LWB 30mm Clip	Honda S 2000  SWB 26mm Clip	



				
Jaguar D Type  LWB 30mm Clip	Jaguar XJ 220  LWB or Mega G/G+ 29mm Clip	Jaguar XJ 220 Micro Scalextric LWB 32mm Clip	Jaguar XJR 5 (Grp44)  SWB 32mm Clip	Jaguar XJR 9 (Grp C)  SWB or LWB 33mm Clip
				
Jaguar XKR GT3  LWB 30mm Clip		Koenigsegg CCX  LWB 30mm Clip		
				
Lamborghini Aventador  LWB 31mm Clip	Lamborghini Contach  SWB 29mm Clip	Lamborghini Huracan GT3  LWB or Mega G/G+ 32mm Clip	Lamborghini Miura Concept  LWB 30mm Clip	Lamborghini Miura Jota  SWB 28mm Clip
				
Lamborghini Murcielago  LWB 31mm Clip	Lamborghini Reventon  LWB 30mm Clip	Lancia LC 2  SWB 31mm Clip	Lancia Stratos  SWB 28mm Clip	Legend Race Car  SWB 24mm Clip
				
LMP 3 Race Car  LWB 33mm Body Pins (Rec)	Lotus Elise/Exige  LWB 27mm Clip	Lotus Europa  LWB 31mm Clip		
				
Marcos LM 600  SWB 30mm Clip	Matchbox Hi Tailer  LWB 33mm Clip	Mazda 787b (Grp C)  LWB 30mm Clip	Mazda MX5  SWB 28mm Clip	Mazda RX 7  SWB 27mm Clip








				
McLaren F1 Gtr  LWB 28mm Clip	McLaren F1 GTr Long Tail LWB 28mm Clip	McLaren Mercedes SLR  LWB or Mega G/G+ 31mm Clip	McLaren MP4 12C GT3  LWB 28mm Clip	McLaren P1  LWB 29mm Clip
				
Mercedes CLK GTB  LWB 30mm Clip	Mercedes DTM Car  LWB 30mm Clip	Mercedes GLK Class SUV  LWB 29mm Clip	Mercedes SLS GT3  LWB or Mega G/G+ 31mm Clip	MG 6 GT BTCC LWB 28mm Clip
				
Mini Mini Cooper  LWB 27mm Clip	Mitsubishi Lancer EVO  Mega G/G+ 29mm Clip	Morris Minor  LWB 27mm Clip	Mustang GT 500 1967 SWB 30mm Clip	Mustang Mach 1  SWB 30mm Clip
				
Nissan 300 ZX  SWB 31mm Clip	Nissan / Datsun Fairlady 2000  LWB 26mm Clip	Nissan GTr  LWB 29mm Clip	Nissan March 86G (GTP)  SWB or LWB 31mm Clip	Nissan Nismo GT3  LWB 29mm Clip
				
Nissan R381  SWB 28mm Clip	Nissan R390 GT  LWB 32mm Clip	Nissan R89C 1989 LWB 32mm Clip	Nissan Skyline GT-R 1977 LWB 27mm Clip	Nissan Skyline R32  SWB 30mm Clip
				
Nissan Grp C  SWB or LWB 32mm Clip				



				
Pagini Huayra  LWB 29mm Clip	Pagini Zonda C12  LWB 30mm Clip	Panoz GTR-1  LWB or Mega G/G+ 28mm Clip	Panoz LMP-1 1999 LWB 32mm Clip	Peugeot 905 (Grp C)  SWB or LWB 31mm Clip
				
Peugeot 908 (LMP)  LWB or Mega G/G+ 33mm Body Pins (Rec)	Plymouth Superbird 1970  LWB or Mega G/G+ 30mm Clip	Pontiac Firebird 1977  LWB or Mega G/G+ 30mm Clip	Porsche 908 Tyco SWB 29mm Clip	Porsche 908/02 Spider 1969 SWB 31mm Clip
				
Porsche 910  LWB or Mega G/G+ 32mm Clip	Porsche 911 GT1 1977  SWB or LWB 26mm Clip	Porsche 911 GT3 (Wing)  SWB 27mm Clip	Porsche 911 GT3 RS  LWB 29mm Clip	Porsche 911 (991) Turbo RSR GT LWB 28mm Clip
				
Porsche 914  SWB 28mm Clip	Porsche 917  SWB or LWB 31mm Clip	Porsche 934 turbo RSR  SWB 26mm Clip	Porsche 935 Turbo  SWB 28mm Clip	Porsche 956/962 (Grp C) Tomy SWB 31mm Clip
				
Porsche 956/962 (Grp C) Tyco LWB 32mm Clip	Porsche 959  SWB 29mm Clip	Porsche Carrera GT  LWB or Mega G/G+ 28mm Clip		Racing Truck  SWB 32mm Clip
				
Rally Car (Corgi)  LWB 27mm Clip	Renault Clio Cup Car  LWB or Mega G/G+ 30mm Clip	Renault Clio V6  LWB 29mm Clip	Renault Megane Trophy  LWB or Mega G/G+ 30mm Clip	Renault RS01 GT  LWB 28mm Clip



				
Sauber Mercedes C11 (Grp C)  SWB or LWB 32mm Clip	Shadow Mk 11a  LWB 31mm Clip	Shelby Cobra Daytona Coupe 1964 SWB 31mm Clip	Street Hot Rod  Mega G/G+ 22mm Clip	Subaru Imprezza  Mega G/G+ 30mm Clip
				
Subaru Levorg BTCC LWB 28mm Clip	Tesla Model S  LWB 27mm Clip	Tomy Nascar  SWB 32mm Clip	Toyota 88C-V (Grp C)  SWB or LWB 32mm Clip	Toyota MR2  LWB 28mm Clip
				
Toyota TS 050 (LMP1)  LWB 33mm Body Pins (Rec)	Triumph TR 7  LWB 28mm Clip	Tyco Nascar  SWB 32mm Clip		Zakspeed Capri Grp 5  SWB or LWB 30mm Clip
				
AFX to Super G Clip	Lexan Clips various sizes Endbell Tool	Set-up/Run-in Block	Personalised Tech Block	Low Viscosity Oil Pinion Removal Fitting tool

### 3D Printed Items

All clips are now made from Nylon

Body Clips for Mega G / G+ Chassis	£1.00	Pinion Removal / Refitting Tool	£3.50
Body Clips for Super G+ / Viper / BSRT Chassis	£1.00	Car Set Up Block	£8.50
Body Clips for Tomy Turbo F1 Chassis	£1.00	Personalised Set-up Station	£20.00
Lowered Body Clip for Mega G / G+ Chassis	£1.00	End Bell Tool	£3.50
Lowered Body Clip for Super G Chassis	£1.00	Low Viscosity Oil	£4.50

(For mounting hard plastic bodies)

50p Discount available if Clip Purchased with a Body



# Where is DHORC?

Derby HO Racing Club

# dhorc

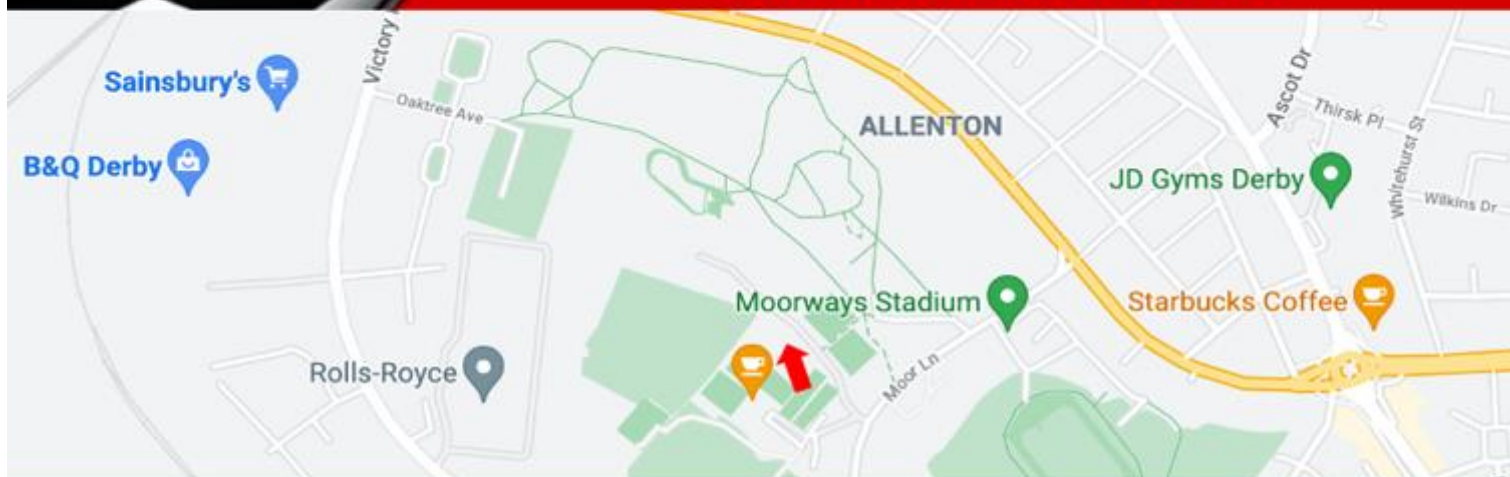
Home of HO Le Mans

Sponsored by  
**HARDEN CREEK**  
SLOTCARS

Derby H:O Racing Club  
A Record Breaking Club



[www.dhorc.co.uk](http://www.dhorc.co.uk)



## DHORC's Club Room



## Derby Leisure Ltd Table Tennis Room

Derby Leisure Ltd,  
Moor Lane, Allenton  
Derby, DE24 9HY

Derby HO Racing Club  
**dhorc**  
Home of HO Le Mans  
Carrera DIGITAL

Nick Sismey  
[sismey80@hotmail.co.uk](mailto:sismey80@hotmail.co.uk)  
07984 339192