

Visit dhorc.co.uk or Find us on **facebook**

Derby HO Racing Club

dhorc

Home of HO Le Mans Sponsored by **HARDEN CREEK**
SLOTCARS

Club Night

646

Round 16

Long Beach – GC

28Jun22



ADULTS

- 01 L PATEMAN**
- 02 A SMITH**
- 03 A TURNBULL**

JUNIORS

- 01 L BOWLES**
- 02 J THOMPSON**
- 03 E DOYLE**

This Week: The second half of the 2022 season begins here



About:



History and Key Facts

HO Club founded on 7 July 1992

- DHORC: Derby HO Racing Club ("HO" Is The Scale = 1/64th)
- Section of Derby Leisure Limited, open to all!
- Home of world famous international Le Mans 24 Hour race.
- Smaller scale version of Scalextric, once set up works all night!
- Four-lane circuits
- Computerised timing
- Statistics for every meeting and every member since July 1992
- Over 20 race meetings each year
- 50+ circuit designs, up to 567 feet in length
- Eight-lane routed Rockingham oval
- Two car categories – Tyco open wheel (F1)
 - Tomy SGP, BSRT, VSR enclosed wheel (GC)



Carrera Digital Club 1st race 18 January 2022

- 1/32nd Carrera Digital GT Cars
- 12 Evenings a year, minimum 2x15-minute races per driver per evening.
- 4 circuits, 3 evenings per circuit
- Full computerised timing and stats through SmartRace App



The Club Nights and Magazine Coverage

HO

- Racing starts between 18:45 and 19:00 hours – Finished by 21:30 hours
- Minimum of four 3-minute qualifying races & one Final (F1 or GC) for each member
- Championship points for all members
- Race report, news, photos and stats included in HO Magazine

Carrera Digital

- Racing starts between 18:00 and 18:15 hours – Finished by 21:30 hours
- Race report, news, photos and stats included in Carrera Magazine
- Championship points for all members
- Rules & regulations booklet covering all the DHORC rules produced each year
- Great family atmosphere, a help-all culture

Membership Fees, Car Costs and Prizes

- Adult £30 and junior (under 16) £15 for HO & Carrera, £40/£20 combined
- Only £50 Total expenditure for two cars HO Cars, £65 one Carrera
- All cars and spares can be bought at club
- Adult, Masters (over 56), Junior (16 & under) championships

Championship prizes adult / junior per meeting (Not paid out in 2022)

1 st	£5	£3
2 nd	£3	£2
3 rd	£1	£1





Editorial 646



Just two days before the world time clock ticked past the first half of the year, Long Beach saw us start the second half of our 31st season. The swapping of Qualifying lanes for the F1 and GC cars certainly made things interesting as did the twists of the California track, with six different Adult racers across the two podiums. Always great when the top results are shared out. Also the proposed introduction of the Juniors to the Adult Finals in the future will only add to the Final intrigue.

Phil Rees and I must apologise for our actions in the first running of the Adult GC 'B' Final. Running well in the lead before being taken out at the hairpin I shouldn't have reacted the way I did, suggesting that the Final should be rerun. It wasn't my place to say such a thing, that is down to Race Control. Realising my actions were wrong I then stepped down as I had appreciated how well **Lee Pateman** had behaved when a similar thing happened in the F1 'A' Final earlier. So I wanted the Final to continue without me. What I hadn't realised, due to my actions, was that Phil had stopped racing unlike **Chris Bowles** and **Simon Goodlip** who were still circulating. **Dan Turnbull** at Race Control then decided to re-run the race, which gave Phil and I a second chance. This won't happen again - apologies

Congratulations to Lee for taking his fifth Adult win, **Angus Smith** his 9th Masters win and **Lewis Bowles** his 9th Junior win.

Nick Sismey

Front Cover: Stuart Gray checking the F1 and GC grid positions

Derby HO Racing Club
dhore
Home of HO Le Mans

Committee...2022

Derby HO Racing Club
dhore
Home of HO Le Mans

Chairman / Treasurer	Nick Sismey	M 07984 339 192	sismey80@hotmail.co.uk
Vice Chairman	Phil Rees	M 07912 378 652	dhorcman.p.r@ntlworld.com
Secretary	Laura Edwards	M 07501 217 254	laurabubbles07@hotmail.co.uk
Spares	Geoff Peach	M 07443 585 902	geoff@geoffpeach.com
Race Control/Scrutineer	John Lamb	M 07758 917 497	john.lamb22@ntlworld.com
Race Control	Liam Smith	M 07477 698 158	liam-smith-93@hotmail.co.uk
Race Control	Darryn Mutch	M 07954 741 677	darrynmutch@live.co.uk
Scrutineer	Angus Smith	M 07591 813 431	angus@angussmith500.plus.com
Scrutineer	Dean Garbett	M 07964 854 084	garbettd@sky.com

ROLLS-ROYCE SLOT CAR MAGAZINE IS PUBLISHED AND COPYRIGHT 2022 BY DHORE, AND NO PORTION MAY BE REPRODUCED OR TRANSMITTED WITHOUT WRITTEN PERMISSION, AND MAY CONTAIN ARTICLES AND GRAPHICS REPRINTED WITH THE PERMISSION OF THE ORIGINAL COPYRIGHT HOLDER, WHO RETAINS ALL RIGHTS,

Contents.....646

Page	Details
003	Editorial
004	Contents
005	News & Views Including..... 1. Acknowledgements 2. Phil's latest masterpieces!
006	2022 Calendar
007	2022 Winners & Continuous Club Night Attendance Records
008	DHRC Official Clothing
009	Slot Cars & Spares
010	Razorlite Lexans HO
011	Race Report – Long Beach GC – 28th June 2022 - Round 16 of 30 Including..... Page 20 - Race Results Page 26 - Best Results Page 30 - Championship Tables
033	Members' Statistics
046	Next Race - Donington Park – 19th July 2022 - Rounds 17 & 18 of 30
051	Razorlite Lexans HO Catalogue

www.slotcarsdirect.com

Slot Cars Direct are proud to be the HO parts supplier to Derby HO Racing Club, keeping them in Tip Top Form for a great nights racing.



We stock parts for and from manufacturers like:
Viper VSR, WIZZARDHO, Tomy AFX, Aurora AFX, Tyco, Mattel, Matchbox, Ideal TCR, Micro Scalextric, Marchon, Silicone Tyres, Lexan Bodies, B5RT, HC Venom Products, Special Lexan Mounting Clips.

News & Views.....646

1. Acknowledgements for DHORC 646

Phil Rees	Parc Ferme & Everything Else	John Lamb	Setting Up
Angus Smith	Setting Up & Packing Away	Macaully Dutson	Setting Up
Stuart Gray	Setting Up & Packing Away	Dean Garbett	Packing Away
Simon Goodlip	Race Control & Packing Away	Adam Turnbull	Packing Away
Lewis Blacker	Parc Ferme & Packing Away	Sophie Aisthorpe	Cake & Packing Away
Lee Pateman	Packing Away	Chris Bowles	Packing Away
Dan Turnbull	Race Control, Packing Away & Biscuits		

2. Phil's latest masterpieces!

Macaully Dutson is the latest owner of a pair of **Phil Rees** painted GC lexan bodies. They already look quick!



Nick Sismey

Derby HO Racing Club
dhorc
Home of HO Le Mans

Calendar
2022

Derby HO Racing Club
dhorc
Home of HO Le Mans

Day	Date	Location	Round	Round	Track
Tuesday	11-Jan	Table Tennis Room	1 (F1)	2 (GC)	Long Beach (NEW)
Tuesday	01-Feb	Table Tennis Room	3 (F1)	4 (GC)	Donington Park (NEW)
Tuesday	22-Feb	Table Tennis Room	5 (F1)	6 (GC)	Nashville (NEW)
Tuesday	15-Mar	Table Tennis Room	7 (F1)	8 (GC)	Zandvoort (NEW)
Tuesday	05-Apr	Table Tennis Room	9 (F1)		Mallory Park
Tuesday	26-Apr	Table Tennis Room	10 (F1)	11 (GC)	Dijon
Tuesday	17-May	Table Tennis Room	12 (GC)		Knockhill
Tuesday	07-Jun	Table Tennis Room	13 (F1)	14 (GC)	Oulton Park (NEW)
Tuesday	28-Jun	Table Tennis Room	15 (F1)	16 (GC)	Long Beach
Tuesday	19-Jul	Table Tennis Room	17 (F1)	18 (GC)	Donington Park
Tuesday	09-Aug	Table Tennis Room	19 (F1)	20 (GC)	Nashville
Tuesday	06-Sep	Table Tennis Room	21 (F1)	22 (GC)	Zandvoort
Tuesday	27-Sep	Table Tennis Room	23 (F1)	24 (GC)	Mallory Park
Tuesday	18-Oct	Table Tennis Room	25 (F1)	26 (GC)	Dijon
Tuesday	08-Nov	Table Tennis Room	27 (F1)	28 (GC)	Knockhill
Tuesday	29-Nov	Table Tennis Room	29 (F1)	30 (GC)	Oulton Park

Derby HO Racing Club
dhorc
Home of HO Le Mans

Carrera
DIGITAL

Derby HO Racing Club
dhorc
Home of HO Le Mans

Carrera
DIGITAL

Day	Date	Location	Rounds*	Track
Tuesday	18-Jan	Table Tennis Room	1 2 3	Sebring
Tuesday	15-Feb	Table Tennis Room	4 5 6	Sebring
Tuesday	22-Mar	Table Tennis Room	7 8 9	Sebring
Tuesday	29-Mar	Table Tennis Room	Test Night	Sakhir
Tuesday	12-Apr	Table Tennis Room	10 11 12	Sakhir
Tuesday	31-May	Table Tennis Room	13 14 15	Sakhir
Tuesday	21-Jun	Table Tennis Room	16 17 18	Sakhir
Tuesday	05-Jul	Table Tennis Room	Test Night	Daytona Infield
Tuesday	26-Jul	Table Tennis Room	19 20 21	Daytona Infield
Tuesday	23-Aug	Table Tennis Room	22 23 24	Daytona Infield
Tuesday	20-Sep	Table Tennis Room	25 26 27	Daytona Infield
Tuesday	25-Oct	Table Tennis Room	28 29 30	Fuji
Tuesday	22-Nov	Table Tennis Room	31 32 33	Fuji
Tuesday	06-Dec	Table Tennis Room	34 35 36	Fuji

Key:

24 or less HO racers then double finals, 25 and above then single finals

* Could be more than three Digital Rounds on a night, depending on attendance.

Note: 65% of HO Rounds count towards DHORC Championship which equals 20

Note: 65% of Digital Rounds count towards Carrera Championship which equals 23

Winners 2022								
F1 Qualifies on Yellow & Red, GC on Green & Blue Lanes up to Round 14								
Day	Date	Rnd	Track	Final	Adults	Masters	Juniors	Wooden
Tue	11-Jan	1	Long Beach	F1	P Rees	P Rees	J Lawson	J Lamb
Tue	11-Jan	2	Long Beach	GC	L Pateman	N Sismey	J Lawson	L Blacker
Tue	01-Feb	3	Donington Park	F1	A Smith	A Smith	J Lawson	J Lamb (2)
Tue	01-Feb	4	Donington Park	GC	L Pateman	A Smith	L Bowles	R Masters
Tue	22-Feb	5	Nashville	F1	A Turnbull	N Sismey	L Bowles	A Thompson
Tue	22-Feb	6	Nashville	GC	A Smith	A Smith	L Bowles	A Thompson
Tue	15-Mar	7	Zandvoort	F1	S Goodlip	P Rees	L Bowles	A Thompson
Tue	15-Mar	8	Zandvoort	GC	A Smith	A Smith	L Bowles	A Thompson
Tue	05-Apr	9	Mallory Park	F1	S Goodlip	A Smith	L Bowles	S Kerr
Tue	26-Apr	10	Dijon Prenois	F1	S Goodlip	P Rees (3)	J Thompson	A Thompson
Tue	26-Apr	11	Dijon Prenois	GC	L Pateman	A Smith	H Smith	S Kerr (2)
Tue	17-May	12	Knockhill	GC	A Smith (4)	A Smith	L Bowles	A Thompson
Tue	07-Jun	13	Oulton Park	F1	S Goodlip (4)	N Sismey	J Lawson (4)	A Thompson
Tue	07-Jun	14	Oulton Park	GC	L Pateman	A Smith	H Smith (2)	A Thompson
Tue	28-Jun	15	Long Beach	F1	N Sismey	N Sismey (4)	L Bowles	A Thompson
Tue	28-Jun	16	Long Beach	GC	L Pateman (5)	A Smith (9)	L Bowles (9)	A Thompson (10)
Tue	19-Jul	17	Donington Park	F1				
Tue	19-Jul	18	Donington Park	GC				
Tue	09-Aug	19	Nashville	F1				
Tue	09-Aug	20	Nashville	GC				
Tue	06-Sep	21	Zandvoort	F1				
Tue	06-Sep	22	Zandvoort	GC				
Tue	27-Sep	23	Mallory Park	F1				
Tue	27-Sep	24	Mallory Park	GC				
Tue	18-Oct	25	Dijon Prenois	F1				
Tue	18-Oct	26	Dijon Prenois	GC				
Tue	08-Nov	27	Knockhill	F1				
Tue	08-Nov	28	Knockhill	GC				
Tue	29-Nov	29	Oulton Park	F1				
Tue	29-Nov	30	Oulton Park	GC				
Race Winners								
Derby HO Racing Club				Adults	Masters	Juniors	Wooden	
								
Home of HO Le Mans				Lee Pateman Adults	Angus Smith Masters	Lewis Bowles Juniors	Andrew Thompson Wooden	

Continuous Club Night Attendance Records

Members below have built up ten or more continuous Club Night attendances, including DHORC 645:-

Nick Sismey	195 Club Nights	Dean Garbett	34	Phil Rees	33
Adam Turnbull	24	Lewis Blacker	18	Stuart Gray	16
Lee Pateman	16	Angus Smith	14	Andrew Thompson	12
Jamie Thompson	12	Macaully Dutson	10	Simon Goodlip	10
Dan Turnbull	10				

Record Continuous Club Night Attendance

Nick Sismey 195

Record Continuous Evening Attendance

Nick Sismey 181

Record Continuous Club Night Attendance from 1st Race

Martin Allsopp 131



Official Clothing



Please contact Nick Sismey



Slot Cars & Spares



Open Wheel (F1)



Pickup Shoes (Pair) £1.00

Pickup Springs £0.25

Pinion Gear £1.00

Front Tyres (Pair) £1.50

Front Axle £2.00

Brush Springs (Pair) £1.00

Brushes (Pair) £1.00

Motor Magnets (Pair) £2.45

Chassis £10.00

Car (+ £7.5 if Painted) £15.00

Resin Shell (+ £7.5 if Painted) £6.00

Bulkhead £5.00

Armature £4.00

Crown Gear £2.00

Rear Tyres (Pair) £2.00

Rear Axle £3.00

Guide Pins £1.00

Traction Magnets (Pair) £2.00

Brush Tubes (Pair) £2.00



Enclosed Wheel (GC)

#902 G3 or VSR Chassis £30.00 (1st one £20)

Wet Weather V-Jet £31.50

Painted Lexan Body £7.50+

#250B G3 Pickup Shoes (Pair) £1.00

Pickup Springs £0.25

#417 7T Delrin Pinion Gear £1.00

SGP Black Pinion £0.30

#950 G3 Front Tyres (Pair) £1.50

Front Axle, Wheels and Tyres £4.00

Rear Axle and Washer £5.50

Rear Double Flanged Hubs (Pair) £3.50

#925 G3 Endbell £6.00

Armature £4.00

24T Delrin Crown Gear £2.00

Spacer washer £0.25

22T VSR Crown Gear £2.00

Rear Tyres (Pair) £2.00

#941 Guide Pins £1.00

Front Wheels (Pair) £2.00

VSR Pro Blank Chassis £8.50

Front Axle, Hubs & 'O' Rings £3.00



Updated 30Sep18



Clear Plastic Bodies to suit a Variety of HO Chassis many not found
elsewhere check out the full list with the shop button on our Facebook page



Race Report



Round 16
Long Beach – GC
28th June 2022

Rounds 1&2

Long Beach (USA)

Rounds 15&16

Previous Results

	Adults				1st	2nd	3rd
DHRC 631 F1	11-Jan	2022	79'4"		P Rees	S Goodlip	L Pateman
DHRC 632 GC	11-Jan	2022	79'4"		L Pateman	A Turnbull	S Goodlip
DHRC 645 F1	28-Jun	2022	79'4"		N Sismey	P Rees	C Bowles
DHRC 646 GC	28-Jun	2022	79'4"		L Pateman	A Smith	A Turnbull
	Juniors				1st	2nd	3rd
DHRC 631 F1	11-Jan	2022	79'4"		J Lawson	N/A	N/A
DHRC 632 GC	11-Jan	2022	79'4"		J Lawson	N/A	N/A
DHRC 645 F1	28-Jun	2022	79'4"		L Bowles	J Thompson	E Doyle
DHRC 646 GC	28-Jun	2022	79'4"		L Bowles	J Thompson	E Doyle

Circuit Records

Lap Length 79'4"

Qualifying

F1	L Pateman	11Jan22
	54.1 Laps	
GC	L Pateman	28Jun22
	73.0 Laps	

Fastest Laps

F1	S Goodlip	11Jan22
	5.46 secs	
GC	L Pateman	11Jan22
	4.18 secs	

Race Laps

F1	P Rees	11Jan22
	28.2 Laps	
GC	L Pateman	28Jun22
	38.8 Laps	

Final Points

	L Blacker	11Jan22
3.5 Points	J Lamb	11Jan22
	A Turnbull	11Jan22
	S Goodlip	28Jun22



DHRC 645 & 646





Adam Turnbull took third for the third time this year

Pateman, first to 5 wins in '22

'A' Final – Lee Pateman certainly made up for his disappointment in the F1 'A' Final by dominating the GC 'A' Final and taking his fifth win of the year. Adding no less than 7.2 laps to his January Qualifying record he was on Pole by 6.9 laps from reigning double Champion **Angus Smith** who just beat **Adam Turnbull** to second on the grid by 0.3 laps. Then in the Final Lee took the field apart, adding 1.6 laps to his race laps record and taking victory by a staggering 7.4 laps. He was only 0.01 seconds off equalling his own fastest lap record at Long Beach. This was clearly Lee at his best, with his third perfect 50 points haul of the year. Can he really take a sixth Championship win in the year he turns 50?

Angus secured second overall by 1.8 laps from Adam, while 'B' Final winner **Nick Sismey** was exactly ten laps down on Lee, in fourth. He was just pleased with his fourth place against such amazing GC racers.

Derby HO Racing Club

dharc

Home of HO Le Mans

Round 16 - ADULTS

Long Beach GC - USA

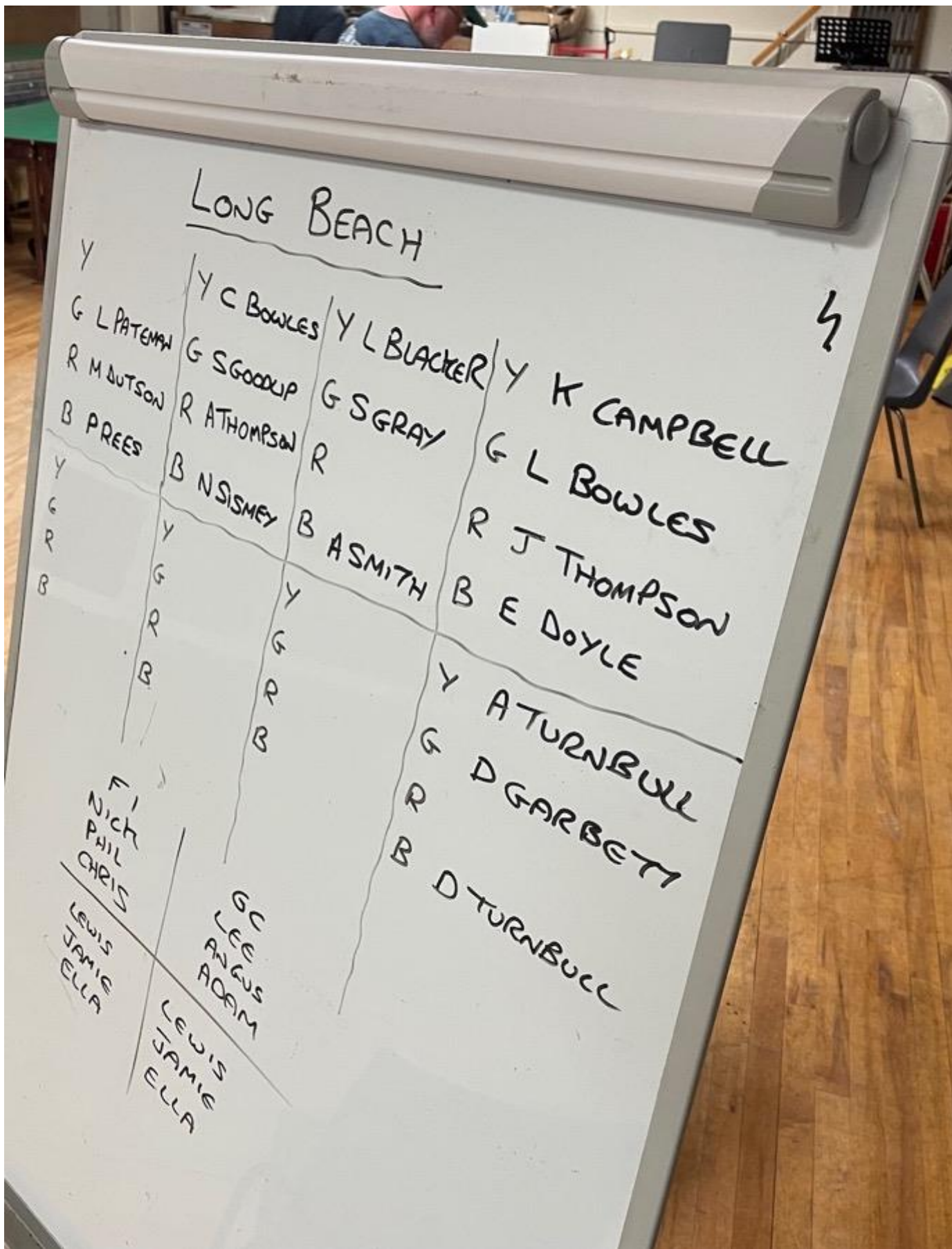
28 June 2022





2nd	1st	3rd
Angus Smith	Lee Pateman	Adam Turnbull

'B' Final – We must start the 'B' Final with an apology, as covered in the Editorial. The first running of the Final should not have been stopped and **Phil Rees** and I (Ed) both apologise for influencing the decision. Once the race was restarted, luckily for Nick, the remaining racers struck trouble allowing him to build up a lap lead on what was a superb Green Lane. Saying that **Simon Goodlip**



17 racers meant double Finals at Long Beach

was slightly (0.10 seconds) quicker on the awful Blue Lane, proving what a great driver he was, with 'C' Final winner **Chris Bowles** just 0.01 seconds slower than Nick. It would be the slightly slower Phil who would take second here and fifth overall 2.6 laps down, but 0.3 and 1.5 laps ahead of Simon and Chris respectively.

'C' Final – Chris recorded the third best number of laps in the Finals to win the 'C' from **Dean Garbett** and his Martini liveried car, taking a lap out of him each minute. **Dan Turnbull** would beat 'D' Final winner **Lewis Blacker** to ninth overall by 1.3 laps. Tenth placed Lewis was the first racer on the night to win two Finals before Nick would equal him later. Taking another 1.5 points out of DHORC Final Challenge leader Adam, just 0.5 points now separate the two after Round 16.

'D' Final – **Stuart Gray** again took second in the 'D' Final at Long Beach, however **Macaully Dutson** was only 0.4 laps behind him recording yet another personal best on the night. This time he set the 11th best number of race laps beating his previous best of 13th set in the F1 race earlier.

'E' Final – **Andrew Thompson** again shared the early Final with Junior Non Member **Korbin Campbell**. Andrew set two more personal bests. His record 13th placed Qualifying in the F1 race earlier was beaten with 10th here and his 13th place in best race laps in 21Oct14 became 12th here.

MASTERS REPORT

Championship leader Angus makes it 9 wins

Angus got back to winning ways in the GC Club Night bringing home the silverware for the 9th time this year ahead of Nick, Phil, Dean and Stuart.





Jamie Thompson took back to back second places on Tuesday

JUNIOR REPORT

Lewis takes both Californian wins

'A' Final – **Lewis Bowles** took back to back wins at Long Beach, strengthening his 2022 title bid. He took Pole by 9.4 laps from **Jamie Thompson**, beating Jacob Lawson's Qualifying record set on 11Jan22 by 1.3 laps. However his hopes for another perfect 50 points haul were dashed by **Ella Doyle** taking her first Qualifying points with the fastest lap on Red Lane. Still 48 out of 50 for Lewis wasn't bad!

In the 'A' Lewis broke both of Jacob's fastest lap and race laps record on the way to victory by three laps over, second in the Championship now, Jamie. Ella equalled her personal best finish of third for the third time in a row. On top of this her third place in Qualy was also a PB, as was second in fastest laps and third in race laps, all a one place improvement on her previous best: congrats Ella.

Korbin Cambell's run as a Non Member didn't go as well as his F1, however he wasn't far away from our three Members in any category.

Derby HO Racing Club

dharc

Home of HO Le Mans

Round 15 - JUNIORS

Long Beach F1 - USA

28 June 2022







2nd	1st	3rd
Jamie Thompson	Lewis Bowles	Ella Doyle



Junior 'A' Final, Jamie (2nd), Ella Doyle (3rd) and winner Lewis Bowles



Race Results



Who Came Where?

Who Scored What?



Angus Smith, Lewis Blacker and Stuart Gray Qualifying

Derby HO Racing Club														
Derby H:O Slot Car Club Championship Race 646														
Long Beach GC - 28 June 2022 - Round 16														
MASTER POINTS TABLE (NM = NON MEMBER)														
QUALIFYING					FINAL POSITIONS					FASTEST LAPS				
POS	ADULT	LAPS	PTS		POS	ADULT	PTS		POS	ADULT	TIME	MPH	POS	ADULT
1	L Pateman	73.0	45		1	L Pateman	45		1	L Pateman	4.19	12.909	1	L Pateman
2	A Smith (M)	66.1	38		2	A Smith (M)	38		2	A Smith (M)	4.54	11.914	2	N Sismey (M)
3	A Turnbull	65.8	34		3	A Turnbull	34		3	S Goodlip	4.69	11.533	3	A Smith (M)
4	P Rees (M)	61.8	31		4	N Sismey (M)	31		4	C Bowles	4.72	11.459	3	A Turnbull
5	N Sismey (M)	61.2	29		5	P Rees (M)	29		5	N Sismey (M)	4.79	11.292	5	C Bowles
6	S Goodlip	60.8	28		6	S Goodlip	28		6	A Turnbull	4.92	10.994	6	P Rees (M)
7	C Bowles	60.6	27		7	C Bowles	27		7	P Rees (M)	5.02	10.775	7	S Goodlip
8	D Garbett (M)	59.9	26		8	D Garbett (M)	26		8	D Garbett (M)	5.02	10.775	8	D Garbett (M)
9	D Turnbull	53.4	25		9	D Turnbull	25		9	L Blacker	5.19	10.422	9	D Turnbull
10	L Blacker	50.4	24		10	L Blacker	24		10	D Turnbull	5.42	9.979	10	L Blacker
11	A Thompson	50.4	23		11	S Gray (M)	23		11	M Dutson	5.73	9.440	11	S Gray (M)
12	S Gray (M)	48.3	22		12	M Dutson	22		12	S Gray (M)	5.80	9.326	12	A Thompson
13	M Dutson	37.9	21		13	A Thompson	21		13	A Thompson	5.93	9.121	13	M Dutson
QUALIFYING					FINAL POSITIONS					FASTEST LAPS				
POS	JUNIOR	LAPS	PTS		POS	JUNIOR	PTS		POS	JUNIOR	TIME	MPH	POS	JUNIOR
1	L Bowles	48.7	45		1	L Bowles	45		1	L Bowles	5.73	9.440	1	L Bowles
2	J Thompson	39.3	38		2	J Thompson	38		2	E Doyle	5.88	9.199	2	J Thompson
3	E Doyle	36.1	34		3	E Doyle	34		3	J Thompson	6.41	8.438	3	E Doyle
4	K Campbell (NM)	34.6	NM		4	K Campbell	NM		4	K Campbell (NM)	6.68	8.097	4	K Campbell (NM)
QUALIFYING					FINAL POSITIONS					FASTEST LAPS				
POS	JUNIOR	LAPS	PTS		POS	JUNIOR	PTS		POS	JUNIOR	TIME	MPH	POS	JUNIOR
1	L Bowles	48.7	45		1	L Bowles	45		1	L Bowles	26.2		1	L Bowles
2	J Thompson	39.3	38		2	J Thompson	38		2	J Thompson	23.2		2	J Thompson
3	E Doyle	36.1	34		3	E Doyle	34		3	E Doyle	21.3		3	E Doyle
4	K Campbell (NM)	34.6	NM		4	K Campbell	NM		4	K Campbell (NM)	19.8		4	K Campbell
QUALIFYING					FINAL POSITIONS					FASTEST LAPS				
POS	JUNIOR	LAPS	PTS		POS	JUNIOR	PTS		POS	JUNIOR	TIME	MPH	POS	JUNIOR
1	L Bowles	48.7	45		1	L Bowles	45		1	L Bowles	26.2		1	L Bowles
2	J Thompson	39.3	38		2	J Thompson	38		2	J Thompson	23.2		2	J Thompson
3	E Doyle	36.1	34		3	E Doyle	34		3	E Doyle	21.3		3	E Doyle
4	K Campbell (NM)	34.6	NM		4	K Campbell	NM		4	K Campbell (NM)	19.8		4	K Campbell
QUALIFYING					FINAL POSITIONS					FASTEST LAPS				
POS	JUNIOR	LAPS	PTS		POS	JUNIOR	PTS		POS	JUNIOR	TIME	MPH	POS	JUNIOR
1	L Bowles	48.7	45		1	L Bowles	45		1	L Bowles	26.2		1	L Bowles
2	J Thompson	39.3	38		2	J Thompson	38		2	J Thompson	23.2		2	J Thompson
3	E Doyle	36.1	34		3	E Doyle	34		3	E Doyle	21.3		3	E Doyle
4	K Campbell (NM)	34.6	NM		4	K Campbell	NM		4	K Campbell (NM)	19.8		4	K Campbell
QUALIFYING					FINAL POSITIONS					FASTEST LAPS				
POS	JUNIOR	LAPS	PTS		POS	JUNIOR	PTS		POS	JUNIOR	TIME	MPH	POS	JUNIOR
1	L Bowles	48.7	45		1	L Bowles	45		1	L Bowles	26.2		1	L Bowles
2	J Thompson	39.3	38		2	J Thompson	38		2	J Thompson	23.2		2	J Thompson
3	E Doyle	36.1	34		3	E Doyle	34		3	E Doyle	21.3		3	E Doyle
4	K Campbell (NM)	34.6	NM		4	K Campbell	NM		4	K Campbell (NM)	19.8		4	K Campbell
QUALIFYING					FINAL POSITIONS					FASTEST LAPS				
POS	JUNIOR	LAPS	PTS		POS	JUNIOR	PTS		POS	JUNIOR	TIME	MPH	POS	JUNIOR
1	L Bowles	48.7	45		1	L Bowles	45		1	L Bowles	26.2		1	L Bowles
2	J Thompson	39.3	38		2	J Thompson	38		2	J Thompson	23.2		2	J Thompson
3	E Doyle	36.1	34		3	E Doyle	34		3	E Doyle	21.3		3	E Doyle
4	K Campbell (NM)	34.6	NM		4	K Campbell	NM		4	K Campbell (NM)	19.8		4	K Campbell
QUALIFYING					FINAL POSITIONS					FASTEST LAPS				
POS	JUNIOR	LAPS	PTS		POS	JUNIOR	PTS		POS	JUNIOR	TIME	MPH	POS	JUNIOR
1	L Bowles	48.7	45		1	L Bowles	45		1	L Bowles	26.2		1	L Bowles
2	J Thompson	39.3	38		2	J Thompson	38		2	J Thompson	23.2		2	J Thompson
3	E Doyle	36.1	34		3	E Doyle	34		3	E Doyle	21.3		3	E Doyle
4	K Campbell (NM)	34.6	NM		4	K Campbell	NM		4	K Campbell (NM)	19.8		4	K Campbell
QUALIFYING					FINAL POSITIONS					FASTEST LAPS				
POS	JUNIOR	LAPS	PTS		POS	JUNIOR	PTS		POS	JUNIOR	TIME	MPH	POS	JUNIOR
1	L Bowles	48.7	45		1	L Bowles	45		1	L Bowles	26.2		1	L Bowles
2	J Thompson	39.3	38		2	J Thompson	38		2	J Thompson	23.2		2	J Thompson
3	E Doyle	36.1	34		3	E Doyle	34		3	E Doyle	21.3		3	E Doyle
4	K Campbell (NM)	34.6	NM		4	K Campbell	NM		4	K Campbell (NM)	19.8		4	K Campbell
QUALIFYING					FINAL POSITIONS					FASTEST LAPS				
POS	JUNIOR	LAPS	PTS		POS	JUNIOR	PTS		POS	JUNIOR	TIME	MPH	POS	JUNIOR
1	L Bowles	48.7	45		1	L Bowles	45		1	L Bowles	26.2		1	L Bowles
2	J Thompson	39.3	38		2	J Thompson	38		2	J Thompson	23.2		2	J Thompson
3	E Doyle	36.1	34		3	E Doyle	34		3	E Doyle	21.3		3	E Doyle
4	K Campbell (NM)	34.6	NM		4	K Campbell	NM		4	K Campbell (NM)	19.8		4	K Campbell
QUALIFYING					FINAL POSITIONS					FASTEST LAPS				
POS	JUNIOR	LAPS	PTS		POS	JUNIOR	PTS		POS	JUNIOR	TIME	MPH	POS	JUNIOR
1	L Bowles	48.7	45		1	L Bowles	45		1	L Bowles	26.2		1	L Bowles
2	J Thompson	39.3	38		2	J Thompson	38		2	J Thompson	23.2		2	J Thompson
3	E Doyle	36.1	34		3	E Doyle	34		3	E Doyle	21.3		3	E Doyle
4	K Campbell (NM)	34.6	NM		4	K Campbell	NM		4	K Campbell (NM)	19.8		4	K Campbell
QUALIFYING					FINAL POSITIONS					FASTEST LAPS				
POS	JUNIOR	LAPS	PTS		POS	JUNIOR	PTS		POS	JUNIOR	TIME	MPH	POS	JUNIOR
1	L Bowles	48.7	45		1	L Bowles	45		1	L Bowles	26.2		1	L Bowles
2	J Thompson	39.3	38		2	J Thompson	38		2	J Thompson	23.2		2	J Thompson
3	E Doyle	36.1	34		3	E Doyle	34		3	E Doyle	21.3		3	E Doyle
4	K Campbell (NM)	34.6	NM		4	K Campbell	NM		4	K Campbell (NM)	19.8		4	K Campbell
QUALIFYING					FINAL POSITIONS					FASTEST LAPS				
POS	JUNIOR	LAPS	PTS		POS	JUNIOR	PTS		POS	JUNIOR	TIME	MPH	POS	JUNIOR
1	L Bowles	48.7	45		1	L Bowles	45		1	L Bowles	26.2		1	L Bowles
2	J Thompson	39.3	38		2	J Thompson	38		2	J Thompson	23.2		2	J Thompson
3	E Doyle	36.1	34		3	E Doyle	34		3	E Doyle	21.3		3	E Doyle
4	K Campbell (NM)	34.6	NM		4	K Campbell	NM		4	K Campbell (NM)	19.8		4	K Campbell
QUALIFYING					FINAL POSITIONS					FASTEST LAPS				
POS	JUNIOR	LAPS	PTS		POS	JUNIOR	PTS		POS	JUNIOR	TIME	MPH	POS	JUNIOR
1	L Bowles	48.7	45		1	L Bowles	45		1	L Bowles	26.2		1	L Bowles
2	J Thompson	39.3	38		2	J Thompson	38		2	J Thompson	23.2		2	J Thompson
3	E Doyle	36.1	34		3	E Doyle	34		3	E Doyle	21.3		3	E Doyle
4	K Campbell (NM)	34.6	NM		4	K Campbell	NM		4	K Campbell (NM)	19.8		4	K Campbell
QUALIFYING					FINAL POSITIONS					FASTEST LAPS				
POS	JUNIOR	LAPS	PTS		POS	JUNIOR	PTS		POS	JUNIOR	TIME	MPH	POS	JUNIOR
1	L Bowles	48.7	45		1	L Bowles	45		1	L Bowles	26.2		1	L Bowles
2	J Thompson	39.3	38		2	J Thompson	38		2	J Thompson	23.2		2	J Thompson
3	E Doyle	36.1	34		3	E Doyle	34		3	E Doyle	21.3		3	E Doyle
4	K Campbell (NM)	34.6	NM		4	K Campbell	NM		4	K Campbell (NM)	19.8		4	K Campbell
QUALIFYING					FINAL POSITIONS					FASTEST LAPS				
POS	JUNIOR	LAPS	PTS		POS	JUNIOR	PTS		POS	JUNIOR	TIME	MPH	POS	JUNIOR
1	L Bowles	48.7	45		1	L Bowles	45		1	L Bowles	26.2		1	L Bowles
2	J Thompson	39.3	38		2	J Thompson	38		2	J Thompson	23.2		2	J Thompson
3	E Doyle	36.1	34		3	E Doyle	34		3	E Doyle	21.3		3	E Doyle
4	K Campbell (NM)	34.6	NM		4	K Campbell	NM		4	K Campbell (NM)	19.8		4	K Campbell
QUALIFYING					FINAL POSITIONS					FASTEST LAPS				
POS	JUNIOR	LAPS	PTS		POS	JUNIOR	PTS		POS	JUNIOR	TIME	MPH	POS	JUNIOR
1	L Bowles	48.7	45		1	L Bowles	45		1	L Bowles	26.2		1	L Bowles
2	J Thompson	39.3	38		2	J Thompson	38		2	J Thompson	23.2		2	J Thompson
3	E Doyle	36.1	34		3	E Doyle	34		3	E Doyle	21.3		3	E Doyle
4	K Campbell (NM)	34.6	NM		4	K Campbell	NM		4	K Campbell (NM)	19.8		4	K Campbell
QUALIFYING					FINAL POSITIONS					FASTEST LAPS				
POS	JUNIOR	LAPS	PTS		POS	JUNIOR	PTS		POS	JUNIOR	TIME	MPH	POS	JUNIOR
1	L Bowles	48.7	45		1	L Bowles	45		1	L Bowles	26.2		1	L Bowles
2	J Thompson	39.3	38		2	J Thompson	38		2	J Thompson	23.2		2	J Thompson
3	E Doyle	36.1	34		3	E Doyle	34		3	E Doyle	21.3		3	E Doyle
4	K Campbell (NM)	34.6	NM		4	K Campbell	NM		4	K Campbell (NM)	19.8		4	K Campbell
QUALIFYING					FINAL POSITIONS					FASTEST LAPS				
POS	JUNIOR	LAPS	PTS		POS	JUNIOR	PTS		POS	JUNIOR	TIME	MPH	POS	JUNIOR
1	L Bowles	48.7	45		1	L Bowles	45		1	L Bowles	26.2		1	L Bowles
2	J Thompson	39.3	38		2	J Thompson	38		2	J Thompson	23.2		2	J Thompson
3	E Doyle	36.1	34		3	E Doyle	34		3	E Doyle	21.3		3	E Doyle
4	K Campbell (NM)	34.6	NM		4	K Campbell	NM		4	K Campbell (NM)	19.8		4	K Campbell
QUALIFYING					FINAL POSITIONS					FASTEST LAPS				
POS	JUNIOR	LAPS	PTS		POS	JUNIOR	PTS		POS	JUNIOR	TIME	MPH	POS	JUNIOR
1	L Bowles	48.7	45		1	L Bowles	45		1	L Bowles	26.2		1	L Bowles
2	J Thompson	39.3	38		2	J Thompson	38		2	J Thompson	23.2		2	J Thompson
3	E Doyle	36.1	34		3	E Doyle	34		3	E Doyle	21.3		3	E Doyle
4	K Campbell (NM)	34.6	NM		4	K Campbell	NM		4	K Campbell (NM)	19.8		4	K Campbell
QUALIFYING					FINAL POSITIONS					FASTEST LAPS				
POS	JUNIOR	LAPS	PTS		POS	JUNIOR	PTS		POS	JUNIOR	TIME	MPH	POS	JUNIOR
1	L Bowles	48.7	45		1	L Bowles	45		1	L Bowles	26.2		1	L Bowles
2	J Thompson	39.3	38		2	J Thompson	38		2	J Thompson	23.2		2	J Thompson
3	E Doyle	36.1	34		3	E Doyle	34		3	E Doyle	21.3		3	E Doyle
4	K Campbell (NM)	34.6	NM		4	K Campbell	NM		4	K Campbell (NM)	19.8		4	K Campbell
QUALIFYING					FINAL POSITIONS					FASTEST LAPS				
POS	JUNIOR	LAPS	PTS		POS	JUNIOR	PTS		POS	JUNIOR	TIME	MPH	POS	JUNIOR
1	L Bowles	48.7	45		1	L Bowles	45		1	L Bowles	26.2		1	L Bowles
2														



Lewis' friend Korbin Campbell ran as a Non-Member

DERBY H:O SLOT CAR CLUB CHAMPIONSHIP RACE 646																		
Long Beach GC - 28 June 2022 - Round 16																		
QUALIFYING AND FINAL RACE RESULTS																		
CL	NAME	YELLOW		RED		QUAL		FIN	POS	FINAL 1		FINAL 2		FINAL 3		BEST		TOTAL
		LAPS	TIME	LAPS	TIME	LAPS	TIME			LAPS	TIME	LAPS	TIME	LAPS	TIME			
A	L Pateman	36.0	4.37	37.0	4.19	73.0		A1	2.0	38.8	4.27					38.8	4.19	111.8
A	A Smith (M)	32.5	4.75	33.6	4.54	66.1		A2	1.5	31.4	4.87					33.6	4.54	97.5
A	A Turnbull	32.2	4.99	33.6	4.92	65.8		A3	1.0	29.6	4.93					33.6	4.92	95.4
A	P Rees (M)	30.3	5.37	31.5	5.34	61.8		B2	1.5	32.1	5.02					32.1	5.02	93.9
A	N Sismey (M)	30.3	5.31	30.9	5.14	61.2		A4	2.5	34.7	4.79	28.8	5.30			34.7	4.79	124.7
A	S Goodlip	29.2	4.96	31.6	4.88	60.8		B3	1.0	31.8	4.69					31.8	4.69	92.6
A	C Bowles	30.1	5.10	30.5	4.94	60.6		B4	2.5	33.4	4.72	30.6	4.80			33.4	4.72	124.6
A	D Garbett (M)	29.9	5.02	30.0	5.20	59.9		C2	1.5	30.4	5.05					30.4	5.02	90.3
A	D Turnbull	25.5	6.00	27.9	5.42	53.4		C3	1.0	28.1	5.47					28.1	5.42	81.5
A	L Blacker	24.6	5.84	25.8	6.11	50.4		C4	2.5	27.3	5.80	26.8	5.19			27.3	5.19	104.5
A	A Thompson	25.2	6.05	25.2	5.93	50.4		E1		24.3	6.32					25.2	5.93	74.7
A	S Gray (M)	23.4	6.44	24.9	6.27	48.3		D2	1.5	25.4	5.80					25.4	5.80	73.7
A	M Dutson	17.5	6.26	20.4	6.58	37.9		D3	1.0	25.0	5.73					25.0	5.73	62.9
J	L Bowles	23.4	6.89	25.3	6.95	48.7		A1	2.0	26.2	5.73					26.2	5.73	74.9
J	J Thompson	19.6	7.92	19.7	7.52	39.3		A2	1.5	23.2	6.41					23.2	6.41	62.5
J	E Doyle	16.3	6.58	19.8	6.39	36.1		A3	1.0	21.3	5.88					21.3	5.88	57.4
JS	K Campbell	18.1	8.04	16.5	7.52	34.6		B1		19.8	6.68					19.8	6.68	54.4
TOTAL FEET										117,194.2		TOTAL LAPS		1,477.3				

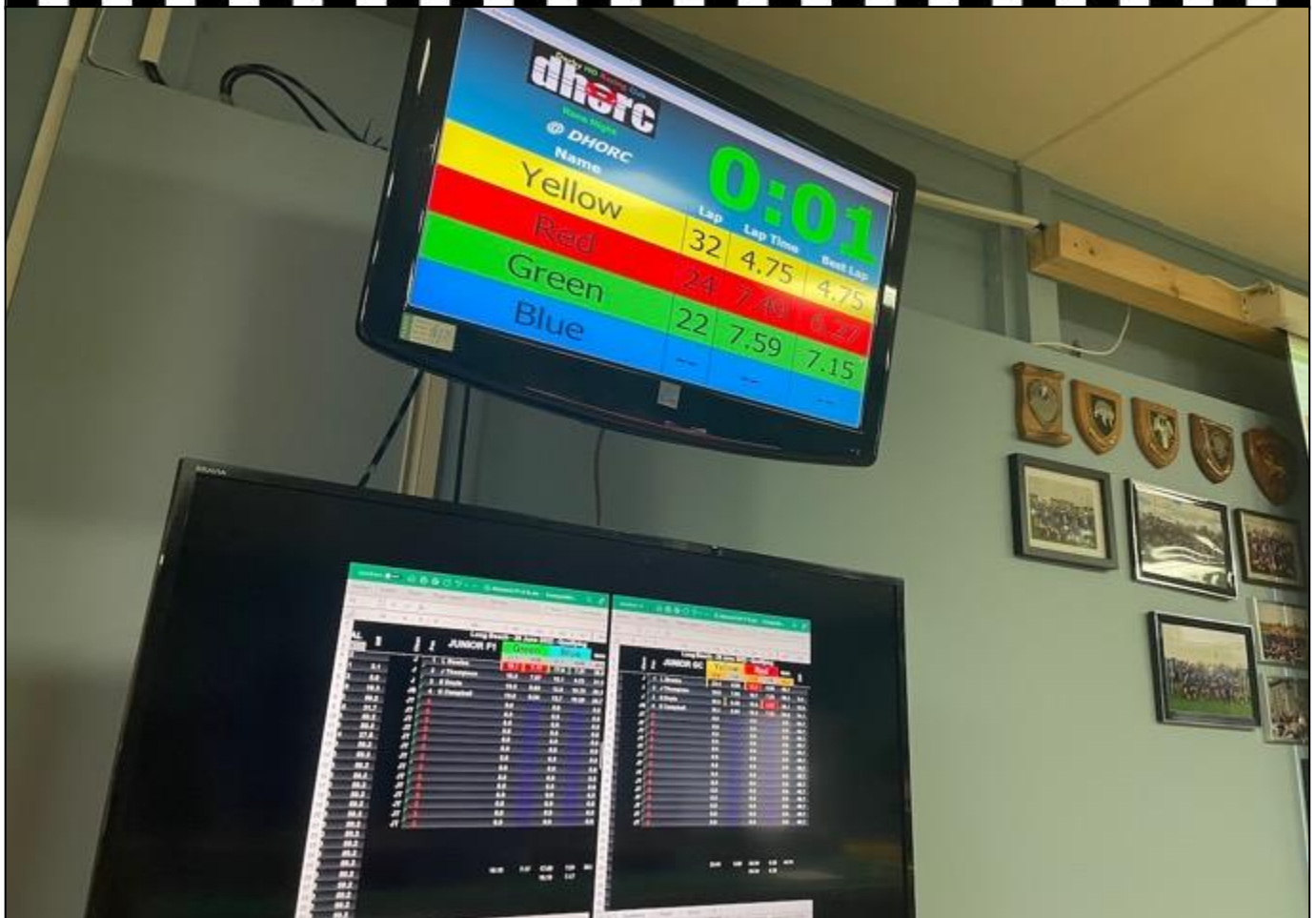


Dan Turnbull did a fine job running most of the races



The tricky section at Long Beach, especially on Blue Lane

Everyone's Best Results At This Circuit



What are my Best Scores?
Who Have I Beaten?



Phil Rees at Parc Ferme, Simon Goodlip at Race Control



Long Beach Best Off Chart 1

Qualifying Combined					Final Points			
Pos	Adult	Laps	MPH	Date	Pos	Adult	Pts	Date
1	A Turnbull	N/A	N/A	N/A	1	L Blacker	3.5	11-Jan-22
1	C Cooper	N/A	N/A	N/A	1	A Turnbull	3.5	11-Jan-22
1	D Garbett (M)	N/A	N/A	N/A	1	J Lamb	3.5	11-Jan-22
1	D Turnbull	N/A	N/A	N/A	1	S Goodlip	3.5	28-Jun-22
1	G Peach (M)	N/A	N/A	N/A	5	D Garbett (M)	3.0	11-Jan-22
1	J Lamb	N/A	N/A	N/A	5	C Bowles	3.0	28-Jun-22
1	L Blacker	N/A	N/A	N/A	7	N Sismey (M)	2.5	11-Jan-22
1	L Pateman	N/A	N/A	N/A	7	C Cooper	2.5	11-Jan-22
1	N Sismey (M)	N/A	N/A	N/A	7	P Rees (M)	2.5	11-Jan-22
1	P Rees (M)	N/A	N/A	N/A	7	S Gray (M)	2.5	11-Jan-22
1	R Lawson	N/A	N/A	N/A	11	L Pateman	2.0	11-Jan-22
1	R Litherland	N/A	N/A	N/A	12	R Litherland	1.5	11-Jan-22
1	S Goodlip	N/A	N/A	N/A	12	R Lawson	1.5	11-Jan-22
1	S Gray (M)	N/A	N/A	N/A	12	D Turnbull	1.5	28-Jun-22
1	C Bowles	N/A	N/A	N/A	15	G Peach (M)	1.0	11-Jan-22
1	M Dutson	N/A	N/A	N/A	15	M Dutson	1.0	28-Jun-22
1	A Smith	N/A	N/A	N/A	17	A Smith	0.5	28-Jun-22
1	A Thompson	N/A	N/A	N/A	18	A Thompson	0.0	28-Jun-22
Pos	Junior	Laps	MPH	Date	Pos	Junior	Pts	Date
1	J Lawson	N/A	N/A	N/A	1	J Lawson	2.0	11-Jan-22
1	L Bowles	N/A	N/A	N/A	1	L Bowles	2.0	28-Jun-22
1	J Thompson	N/A	N/A	N/A	3	J Thompson	1.5	28-Jun-22
1	E Doyle	N/A	N/A	N/A	4	E Doyle	1.0	28-Jun-22

Long Beach Best Off Chart 2 - F1

Qualifying					Fastest Laps					Race Laps				
Pos	Adult	Laps	MPH	Date	Pos	Adult	Time	MPH	Date	Pos	Adult	Laps	MPH	Date
1	L Pateman	54.1	8.129	11-Jan-22	1	S Goodlip	5.46	9.907	11-Jan-22	1	P Rees (M)	28.2	8.474	11-Jan-22
2	P Rees (M)	52.0	7.813	11-Jan-22	2	L Pateman	5.62	9.625	11-Jan-22	2	S Goodlip	27.8	8.354	11-Jan-22
3	S Goodlip	50.8	7.633	11-Jan-22	3	A Turnbull	5.87	9.215	11-Jan-22	3	L Pateman	27.3	8.204	11-Jan-22
4	N Sismey (M)	50.7	7.618	11-Jan-22	4	P Rees (M)	5.94	9.106	11-Jan-22	4	N Sismey (M)	26.9	8.084	28-Jun-22
5	A Turnbull	48.1	7.227	28-Jun-22	5	A Smith	5.98	9.045	28-Jun-22	5	A Turnbull	26.7	8.023	11-Jan-22
6	C Bowles	47.1	7.077	28-Jun-22	6	G Peach (M)	6.02	8.985	11-Jan-22	6	D Garbett (M)	26.2	7.873	11-Jan-22
7	R Litherland	45.9	6.897	11-Jan-22	7	C Bowles	6.08	8.896	28-Jun-22	7	C Bowles	25.8	7.753	28-Jun-22
8	A Smith	45.7	6.867	28-Jun-22	8	N Sismey (M)	6.10	8.867	28-Jun-22	8	L Blacker	23.6	7.092	11-Jan-22
9	D Garbett (M)	43.4	6.521	11-Jan-22	9	D Garbett (M)	6.12	8.838	11-Jan-22	9	S Gray (M)	23.5	7.062	11-Jan-22
10	R Lawson	43.0	6.461	11-Jan-22	10	R Litherland	6.58	8.220	11-Jan-22	10	A Smith	23.3	7.002	28-Jun-22
11	G Peach (M)	42.1	6.326	11-Jan-22	11	D Turnbull	6.59	8.208	11-Jan-22	11	R Litherland	23.0	6.912	11-Jan-22
12	S Gray (M)	41.9	6.296	11-Jan-22	12	J Lamb	6.60	8.196	11-Jan-22	12	R Lawson	22.8	6.851	11-Jan-22
13	D Turnbull	40.9	6.145	11-Jan-22	13	S Gray (M)	6.65	8.134	11-Jan-22	13	D Turnbull	22.7	6.821	28-Jun-22
14	L Blacker	40.8	6.130	11-Jan-22	14	C Cooper	6.66	8.122	11-Jan-22	14	C Cooper	21.7	6.521	11-Jan-22
15	M Dutson	37.6	5.649	28-Jun-22	15	L Blacker	6.75	8.013	11-Jan-22	15	G Peach (M)	21.4	6.431	11-Jan-22
16	C Cooper	36.1	5.424	11-Jan-22	16	R Lawson	7.17	7.544	11-Jan-22	16	J Lamb	20.7	6.220	11-Jan-22
17	J Lamb	33.4	5.018	11-Jan-22	17	A Thompson	7.66	7.061	28-Jun-22	17	M Dutson	20.3	6.100	28-Jun-22
18	A Thompson	31.9	4.793	28-Jun-22	18	M Dutson	7.68	7.043	28-Jun-22	18	A Thompson	19.9	5.980	28-Jun-22
Pos	Junior	Laps	MPH	Date	Pos	Junior	Time	MPH	Date	Pos	Junior	Laps	MPH	Date
1	J Lawson	40.6	6.100	11-Jan-22	1	L Bowles	6.58	8.220	28-Jun-22	1	J Lawson	21.7	6.521	11-Jan-22
2	L Bowles	36.9	5.544	28-Jun-22	2	J Lawson	6.98	7.749	11-Jan-22	2	L Bowles	21.4	6.431	28-Jun-22
3	J Thompson	31.3	4.703	28-Jun-22	3	J Thompson	7.30	7.410	28-Jun-22	3	J Thompson	19.2	5.770	28-Jun-22
4	E Doyle	28.3	4.252	28-Jun-22	4	E Doyle	9.50	5.694	28-Jun-22	4	E Doyle	15.5	4.658	28-Jun-22

Long Beach Best Off Chart 3 - GC

Qualifying					Fastest Laps					Race Laps				
Pos	Adult	Laps	MPH	Date	Pos	Adult	Time	MPH	Date	Pos	Adult	Laps	MPH	Date
1	L Pateman	73.0	10.968	28-Jun-22	1	L Pateman	4.18	12.940	11-Jan-22	1	L Pateman	38.8	11.660	28-Jun-22
2	A Smith	66.1	9.932	28-Jun-22	2	A Smith	4.54	11.914	28-Jun-22	2	N Sismey (M)	34.7	10.427	28-Jun-22
3	A Turnbull	65.8	9.887	28-Jun-22	3	D Garbett (M)	4.65	11.632	11-Jan-22	3	A Turnbull	33.6	10.097	28-Jun-22
4	P Rees (M)	61.8	9.286	28-Jun-22	4	S Goodlip	4.66	11.607	11-Jan-22	3	A Smith	33.6	10.097	28-Jun-22
5	N Sismey (M)	61.2	9.195	28-Jun-22	5	C Bowles	4.72	11.460	28-Jun-22	5	C Bowles	33.4	10.037	28-Jun-22
6	S Goodlip	61.1	9.180	11-Jan-22	6	R Litherland	4.74	11.412	11-Jan-22	6	P Rees (M)	32.5	9.766	11-Jan-22
7	C Bowles	60.6	9.105	28-Jun-22	7	N Sismey (M)	4.79	11.292	28-Jun-22	7	S Goodlip	31.9	9.586	11-Jan-22
8	D Garbett (M)	59.9	9.000	28-Jun-22	8	J Lamb	4.90	11.039	11-Jan-22	8	R Litherland	31.1	9.346	11-Jan-22
9	R Litherland	59.0	8.865	11-Jan-22	9	G Peach (M)	4.91	11.016	11-Jan-22	9	D Garbett (M)	30.4	9.135	28-Jun-22
10	G Peach (M)	55.5	8.339	11-Jan-22	10	A Turnbull	4.92	10.994	28-Jun-22	10	G Peach (M)	30.2	9.075	11-Jan-22
11	D Turnbull	53.4	8.023	28-Jun-22	11	P Rees (M)	4.97	10.883	11-Jan-22	11	J Lamb	29.2	8.775	11-Jan-22
12	L Blacker	50.4	7.573	28-Jun-22	12	L Blacker	5.19	10.422	28-Jun-22	12	D Turnbull	28.1	8.444	28-Jun-22
12	A Thompson	50.4	7.573	28-Jun-22	13	C Cooper	5.30	10.206	11-Jan-22	13	R Lawson	27.8	8.354	11-Jan-22
14	R Lawson	48.8	7.332	11-Jan-22	14	D Turnbull	5.40	10.017	11-Jan-22	14	L Blacker	27.3	8.204	28-Jun-22
15	C Cooper	48.6	7.302	11-Jan-22	15	M Dutson	5.73	9.440	28-Jun-22	15	C Cooper	26.1	7.843	11-Jan-22
16	S Gray (M)	48.3	7.257	28-Jun-22	16	R Lawson	5.74	9.423	11-Jan-22	16	S Gray (M)	25.5	7.663	11-Jan-22
17	J Lamb	48.2	7.242	11-Jan-22	17	A Thompson	5.93	9.122	28-Jun-22	17	A Thompson	25.2	7.573	28-Jun-22
18	M Dutson	37.9	5.695	28-Jun-22	18	S Gray (M)	6.35	8.518	11-Jan-22	18	M Dutson	25.0	7.513	28-Jun-22
Pos	Junior	Laps	MPH	Date	Pos	Junior	Time	MPH	Date	Pos	Junior	Laps	MPH	Date
1	L Bowles	48.7	7.317	28-Jun-22	1	L Bowles	5.73	9.440	28-Jun-22	1	L Bowles	26.2	7.873	28-Jun-22
2	J Lawson	47.4	7.122	11-Jan-22	2	E Doyle	5.88	9.199	28-Jun-22	2	J Lawson	24.8	7.452	11-Jan-22
3	J Thompson	39.3	5.905	28-Jun-22	3	J Lawson	5.96	9.076	11-Jan-22	3	J Thompson	23.2	6.972	28-Jun-22
4	E Doyle	36.1	5.424	28-Jun-22	4	J Thompson	6.41	8.438	28-Jun-22	4	E Doyle	21.3	6.401	28-Jun-22

Championship Tables



Those All Important
Points!

DHORC Championship 2022																						
Pos	Competitor Name (Adult)	LB F1 11-Jan	LB GC 11-Jan	DON F1 01-Feb	DON GC 01-Feb	NAS F1 22-Feb	NAS GC 22-Feb	6	ZAN F1 15-Mar	ZAN GC 15-Mar	MAL P 05-Apr	DIJ F1 26-Apr	DIJ GC 26-Apr	KNOC 17-May	OP F1 07-Jun	OP GC 07-Jun	LB F1 28-Jun	LB GC 28-Jun	Total 30	Best (65%) 20	Diff	
1	L Pateman	37	50	34	50	27	41	27	38	35	29	45	39	27	48	34	50	611	611			
2	A Smith	DNS	DNS	45	40	33	47	34	50	40	34	43	48	29	40	27	38	548	548	63		
3	P Rees	45	27	38	29	34	26	38	25	29	41	29	27	31	31	38	29	517	517	31		
4	S Goodlip	40	34	36	31	DNS	DNS	48	28	46	45	31	32	50	34	29	28	512	512	5		
5	A Turnbull	29	38	27	24	50	31	28	34	28	29	26	34	38	29	28	34	507	507	5		
6	N Sismey	31	31	29	28	38	29	29	29	27	24	28	28	34	25	47	31	488	488	19		
7	D Garbett	28	25	22	25	25	27	24	27	32	28	24	26	28	27	24	26	418	418	70		
8	G Peach	25	28	28	26	29	28	26	26	23	25	25	26	26	28	DNS	DNS	369	369	49		
9	L Blacker	26	20	20	16	21	23	16	19	24	22	23	21	25	24	25	24	349	349	20		
10	C Bowles	DNS	DNS	25	27	26	25	34	31	25	31	27	29	DNS	DNS	34	27	341	341	8		
11	S Gray	23	21	26	18	24	22	21	16	21	19	18	19	21	21	23	23	336	336	5		
12	D Turnbull	22	24	18	23	DNS	DNS	23	21	22	20	22	22	24	23	26	25	315	315	21		
13	R Litherland	27	29	24	34	28	34	25	23	DNS	23	34	DNS	DNS	DNS	DNS	DNS	281	281	34		
14	A Thompson	DNS	DNS	DNS	DNS	20	20	13	13	16	15	16	14	17	17	21	21	203	203	78		
15	D Edwards	DNS	DNS	23	19	23	24	22	17	DNS	26	21	20	DNS	DNS	DNS	DNS	195	195	8		
16	C Cooper	21	22	17	21	22	21	18	20	20	DNS	DNS	DNS	DNS	DNS	DNS	DNS	182	182	13		
17	M Dutton	DNS	DNS	DNS	DNS	DNS	DNS	14	14	17	17	17	16	20	20	22	22	179	179	3		
18	R Lawson	24	23	21	20	DNS	DNS	15	18	19	DNS	DNS	DNS	19	19	DNS	DNS	178	178	1		
19	S Smith	DNS	DNS	15	15	DNS	DNS	DNS	DNS	18	18	20	17	22	22	DNS	DNS	147	147	31		
20	J Lamb	20	26	14	22	DNS	DNS	17	22	DNS	DNS	DNS	23	DNS	DNS	DNS	DNS	144	144	3		
21	L Smith	DNS	DNS	DNS	DNS	DNS	DNS	19	24	26	DNS	DNS	24	23	26	DNS	DNS	142	142	2		
22	L Edwards	DNS	DNS	19	17	DNS	DNS	20	15	DNS	21	19	18	DNS	DNS	DNS	DNS	129	129	13		
23	S Kerr	DNS	DNS	DNS	DNS	DNS	DNS	DNS	DNS	15	16	15	15	18	18	DNS	DNS	97	97	32		
24	R Masters	DNS	DNS	16	14	DNS	DNS	DNS	DNS	DNS	DNS	DNS	DNS	DNS	DNS	DNS	DNS	30	30	67		
Pos	(Juniors)	631	632	633	634	635	636	637	638	639	640	641	642	643	644	645	646	16	12	Diff		
1	L Bowles	DNS	DNS	38	50	50	50	48	50	49	36	38	46	DNS	DNS	50	48	553	553			
2	J Thompson	DNS	DNS	DNS	DNS	38	38	42	34	31	45	34	34	34	31	38	38	437	437	116		
3	J Lawson	50	50	50	38	DNS	DNS	34	38	38	DNS	DNS	DNS	45	38	DNS	DNS	381	381	56		
4	H Smith	DNS	DNS	34	34	DNS	DNS	DNS	DNS	35	38	50	44	43	50	DNS	DNS	328	328	53		
5	E Doyle	DNS	DNS	DNS	DNS	DNS	DNS	DNS	DNS	29	29	31	29	29	34	34	36	251	251	77		
6	T Korr	DNS	DNS	DNS	DNS	DNS	DNS	DNS	DNS	28	34	29	31	31	29	DNS	DNS	182	182	69		
Pos	(Masters)	631	632	633	634	635	636	637	638	639	640	641	642	643	644	645	646	16	12	Diff		
1	A Smith	DNS	DNS	48	50	38	50	43	50	48	38	50	48	34	50	36	50	633	633			
2	P Rees	50	34	40	38	38	29	45	29	34	48	38	34	43	38	38	34	610	610	23		
3	N Sismey	38	48	34	34	46	38	34	34	31	29	34	38	46	29	48	38	599	599	11		
4	D Garbett	34	33	28	29	29	31	29	31	40	36	29	31	31	31	31	31	504	504	95		
5	S Gray	29	29	29	28	28	28	28	28	28	28	28	28	28	28	28	29	453	453	51		
6	G Peach	31	38	31	31	31	34	31	38	29	31	31	31	29	34	DNS	DNS	450	450	3		
7	R Masters	DNS	DNS	27	27	DNS	DNS	DNS	DNS	DNS	DNS	DNS	DNS	DNS	DNS	DNS	DNS	54	54	396		

DHORC Final Challenge 2022

Pos	Competitor Name (Adult)	Wins	LB F1	LB GC	DON F1	DON GC	NAS F1	NAS GC	ZAN F1	ZAN GC	MAL P	DJ F1	DJ GC	KNOC	OP F1	OP GC	LB F1	LB GC	Results
			1	2	3	4	5	6	7	8	9	10	11	12	13	14	15	16	Turn Up Rate
			11-Jan	11-Jan	01-Feb	01-Feb	22-Feb	22-Feb	15-Mar	15-Mar	05-Apr	26-Apr	26-Apr	17-May	07-Jun	07-Jun	28-Jun	28-Jun	Points Rate
			1.5	3.5	0.5	0.5	2.0	4.5	1.0	1.0	1.0	3.5	1.5	3.0	5.5	1.5	1.0	1.0	32.5 100.00%
1	A Turnbull	8	1.5	3.5	0.5	0.5	2.0	4.5	1.0	1.0	1.0	3.5	1.5	3.0	5.5	1.5	1.0	1.0	32.5 100.00%
2	L Blacker	8	3.5	1.5	1.5	1.0	0.5	1.5	3.0	1.0	0.5	3.0	3.5	2.5	1.0	2.5	3.0	2.5	32.0 100.00%
3	P Rees	6	2.0	2.5	1.5	1.5	5.0	1.5	1.5	1.0	1.5	1.5	1.5	2.5	0.5	2.5	1.5	1.5	29.5 100.00%
4	G Peach	5	1.0	1.0	5.0	3.5	1.5	1.0	1.5	1.5	1.5	1.0	1.0	1.5	3.5	3.0	DNS	DNS	27.5 87.50%
4	S Goodlip	9	1.5	1.0	3.0	0.5	DNS	DNS	2.0	3.0	6.0	2.0	0.5	0.5	2.0	1.0	3.5	1.0	27.5 87.50%
6	C Bowles	8	DNS	DNS	1.0	2.5	1.5	3.0	3.0	2.5	1.0	0.5	4.5	1.5	DNS	DNS	3.0	2.5	26.5 85.71%
7	S Gray	4	1.5	2.5	1.5	2.5	0.5	1.0	0.5	1.0	2.5	1.0	0.5	1.0	0.5	2.5	1.5	1.5	22.0 100.00%
8	A Smith	5	DNS	DNS	2.0	1.5	0.5	2.0	0.5	2.0	1.5	3.0	1.5	2.0	1.5	1.5	0.5	1.5	21.5 100.00%
8	L Pateman	6	1.0	2.0	0.5	2.0	0.5	1.5	2.5	1.5	1.0	0.5	2.0	1.5	0.5	2.0	0.5	2.0	21.5 100.00%
10	D Garbett	4	3.0	1.0	5.0	1.0	3.0	0.5	0.5	0.5	0.5	1.0	0.5	1.0	1.0	0.5	0.5	1.5	21.0 100.00%
10	N Sismey	3	2.5	0.5	1.5	1.0	1.5	1.5	1.5	1.5	0.5	0.5	1.0	1.0	1.0	1.0	2.0	2.5	21.0 100.00%
12	J Lamb	4	1.5	3.5	1.5	1.0	DNS	DNS	1.5	7.0	DNS	DNS	DNS	1.5	DNS	DNS	DNS	DNS	17.5 43.75%
13	S Smith	5	DNS	DNS	0.5	2.5	DNS	DNS	DNS	DNS	2.5	2.5	3.5	1.5	3.0	1.0	DNS	DNS	17.0 57.14%
14	R Litherland	3	0.5	1.5	0.5	3.0	1.0	1.0	3.0	1.5	DNS	1.5	3.0	DNS	DNS	DNS	DNS	DNS	16.5 62.50%
14	D Turnbull	1	1.0	0.5	0.5	1.5	DNS	DNS	3.5	0.5	1.0	1.5	1.0	1.0	0.5	1.5	1.5	1.0	16.5 87.50%
16	C Cooper	3	2.5	1.0	3.5	2.5	1.0	0.5	0.5	1.5	1.5	DNS	DNS	DNS	DNS	DNS	DNS	DNS	14.5 56.25%
16	L Smith	4	DNS	DNS	DNS	DNS	DNS	DNS	3.0	2.5	3.5	DNS	DNS	2.5	1.5	1.5	DNS	DNS	14.5 60.00%
18	M Dutson		DNS	DNS	DNS	DNS	DNS	DNS	1.5	1.5	1.5	1.5	1.5	1.0	1.5	1.5	1.0	1.0	13.5 100.00%
19	D Edwards	1	DNS	DNS	1.5	1.0	1.5	0.5	1.0	1.5	DNS	3.5	0.5	1.5	DNS	DNS	DNS	DNS	12.5 64.29%
20	L Edwards	1	DNS	DNS	1.0	1.5	DNS	DNS	1.5	0.5	DNS	0.5	1.0	2.5	DNS	DNS	DNS	DNS	8.5 50.00%
21	R Lawson		0.5	1.5	0.5	1.5	DNS	DNS	0.5	0.5	1.0	DNS	DNS	DNS	0.0	0.0	DNS	DNS	6.0 56.25%
22	R Masters		DNS	DNS	1.0	1.5	DNS	DNS	DNS	DNS	DNS	DNS	DNS	DNS	DNS	DNS	DNS	DNS	2.5 14.29%
23	A Thompson		DNS	DNS	DNS	DNS	0.0	0.0	0.0	0.0	0.0	0.0	0.0	0.0	0.0	0.0	0.0	0.0	0.0 100.00%
23	S Kerr		DNS	DNS	DNS	DNS	DNS	DNS	DNS	DNS	0.0	0.0	0.0	0.0	0.0	0.0	DNS	DNS	0.0 75.00%
Pos	(Junior)	Wins	631	632	633	634	635	636	637	638	639	640	641	642	643	644	645	646	Points Rate
1	L Bowles	7	DNS	DNS	1.5	2.0	2.0	2.0	2.0	2.0	2.0	0.5	1.5	2.0	DNS	DNS	2.0	2.0	21.5 85.71%
2	J Thompson	3	DNS	DNS	DNS	DNS	1.5	1.5	1.5	1.0	2.5	2.0	1.0	1.0	3.0	0.5	1.5	1.5	18.5 100.00%
3	J Lawson	4	2.0	2.0	2.0	1.5	DNS	DNS	1.0	1.5	1.5	DNS	DNS	DNS	2.0	1.5	DNS	DNS	15.0 56.25%
4	E Doyle	2	DNS	DNS	DNS	DNS	DNS	DNS	DNS	DNS	1.5	1.5	2.5	1.5	1.5	3.0	1.0	1.0	13.5 100.00%
5	H Smith	2	DNS	DNS	1.0	1.0	DNS	DNS	DNS	DNS	1.0	1.5	2.0	1.5	1.5	2.0	DNS	DNS	11.5 57.14%
6	T Kerr	2	DNS	DNS	DNS	DNS	DNS	DNS	DNS	DNS	1.0	3.0	1.5	2.5	0.5	1.5	DNS	DNS	10.0 75.00%
Turn Up Rates			100.00%	100.00%	100.00%	100.00%	64.00%	64.00%	88.89%	88.89%	83.33%	80.00%	80.00%	83.33%	73.33%	73.33%	53.33%	53.33%	AVE 78.57%

Members' Statistics

ADULT STATISTICS 1992-2022 - AFTER 646 CLUB NIGHTS

Sheet 1 of 5 (Note: Highlighted Names are Current 2022 Members, CS = Best Consecutive Results)

MEETINGS ATTENDED			RACES COMPLETED			DRIVER RANKING			FINALS WON		
Pos	ADULT	No	Pos	ADULT	No	Pos	ADULT	SCORE	Pos	ADULT	No CS
1	P REES	631	1	P REES	3,697	1	* A SMITH	2.250	1	L PATEMAN	268 (5)
2	N SISMEY	593	2	N SISMEY	3,384	2	* J SISMEY	2.750	2	P REES	229 (3)
3	L PATEMAN	560	3	L PATEMAN	3,232	3	* W LANDER	2.838	3	N SISMEY	168 (2)
4	G PEACH	428	4	G PEACH	2,432	4	* L PATEMAN	3.100	4	S GOODLIP	162 (4)
5	P BARBER	363	5	P BARBER	2,102	5	* S GOODLIP	3.275	5	M CHADWICK	117 (3)
6	S GOODLIP	350	6	S GOODLIP	1,944	6	* M CHADWICK	3.813	6	J SISMEY	103 (4)
7	A McPEAKE	299	7	A BULLOCK	1,802	7	* J TAGUE	4.538	7	G PEACH	91 (2)
8	A BULLOCK	292	8	A McPEAKE	1,658	8	* A TURNBULL	4.875	8	L SMITH	85 (3)
9	M CHADWICK	287	9	R MASTERS	1,598	9	* T MEASHAM	5.113	9	D McPEAKE	77 (2)
10	R MASTERS	279	10	M CHADWICK	1,537	10	* P REES	5.125	10	A McPEAKE	66 (2)
11	N LAMBERT	269	11	C ROYTHORNE	1,513	11	* J NEALE	5.200	10	A BULLOCK	66 (2)
12	C ROYTHORNE	249	12	N LAMBERT	1,479	12	* N SISMEY	5.838	12	J TAGUE	64 (2)
13	D McPEAKE	245	13	D McPEAKE	1,366	13	* K LYE	6.063	13	A SMITH	63 (5)
14	R SEAMAN	235	14	R SEAMAN	1,313	14	* C ROYTHORNE	6.350	14	N LAMBERT	61 (2)
15	J SISMEY	211	15	J SISMEY	1,303	15	* C BOWLES	6.450	14	M ALLSOPP	61 (3)
16	M ALLSOPP	203	16	M ALLSOPP	1,265	16	* R LITHERLAND	6.475	16	R SEAMAN	60 (2)
17	L SMITH	199	17	L SMITH	1,245	17	* A McPEAKE	6.488	17	W LANDER	56 (2)
18	J LAMB	179	18	J LAMB	1,048	18	* R SEAMAN	6.550	18	C ROYTHORNE	55 (2)
19	D TURNBULL	174	19	D TURNBULL	989	19	* D GARBETT	6.850	19	R MASTERS	54 (2)
20	P LEVERS	166	20	S ANAND	976	20	* R BLAKE	7.125	20	S ANAND	53 (3)
21	J TAGUE	165	21	P LEVERS	957	21	* T CHADWICK	7.250	21	J LAMB	49 (3)
22	S ANAND	154	22	J LYMER	948	21	* S ANAND	7.250	22	P LEVERS	48 (2)
23	J LYMER	146	23	J TAGUE	858	23	* A BULLOCK	7.438	23	A HOLLIDAY	43 (3)
24	A SMITH	145	24	K ALCOCK	848	24	* M ALLSOPP	7.488	24	I BRENTNALL	41 (3)
25	D EDWARDS	138	25	D EDWARDS	801	25	* G PEACH	7.500	24	P BARBER	41 (2)
26	K ALCOCK	131	26	A SMITH	776	26	* L SMITH	8.138	26	J LYMER	38 (2)
27	A HOLLIDAY	121	27	G WESTON	682	27	* R CROSSLAND	8.175	27	G WESTON	33 (2)
28	L EDWARDS	116	28	A HOLLIDAY	673	28	* D McPEAKE	8.563	28	K ALCOCK	30 (3)
29	G WESTON	113	29	W LANDER	661	29	* D BRENTNALL	8.838	29	D EDWARDS	29 (2)
30	C HENRY	109	30	L EDWARDS	654	30	* K PAYNE	8.850	30	B JOHNSON	28 (3)
31	W LANDER	104	31	J HOLMES	639	31	* J ROYTHORNE	8.938	31	R BLAKE	26 (2)
32	J HOLMES	98	32	C HENRY	552	32	* J LEVERS	9.063	31	C BOWLES	26 (2)
33	D GARBETT	97	33	I BRENTNALL	511	33	* A DAVIES	9.138	33	D BRENTNALL	25 (5)
34	B JOHNSON	96	34	B JOHNSON	509	34	* P LEVERS	9.188	33	M ROGERS	25 (3)
35	I BRENTNALL	94	35	S SMITH	505	35	* J LYMER	9.288	33	J HOLMES	25
35	S SMITH	94	36	C BOWLES	493	36	* S PANK	9.775	33	D GARBETT	25 (2)
35	C BOWLES	94	37	D GARBETT	479	37	* D PASSELL	9.850	37	J NEALE	24 (2)
38	T DINGLEY	87	38	R LAWSON	478	38	* J LAMB	10.063	38	J LEVERS	22 (3)
39	R LAWSON	86	39	R CROSSLAND	456	39	* T DINGLEY	10.125	38	R CROSSLAND	22 (2)
40	R CROSSLAND	81	40	T DINGLEY	455	40	* I BRENTNALL	10.325	38	D TURNBULL	22
41	A STAMPER	76	41	J ROYTHORNE	432	41	* M KNIGHTON	10.363	41	S MINNIS	21 (3)
42	S PANK	69	42	R BLAKE	383	42	* G WESTON	10.375	41	S PANK	21 (2)
42	J ROYTHORNE	69	43	A STAMPER	366	43	* D EDWARDS	10.438	41	T DINGLEY	21
44	S MINNIS	67	44	S PANK	364	44	* M ROGERS	10.463	41	A TURNBULL	21 (2)
45	S GRAY	65	45	J LITHERLAND	357	45	* D TURNBULL	11.088	45	J ROYTHORNE	20 (2)
46	R BLAKE	62	46	S MINNIS	356	46	* S MINNIS	11.400	45	L BLACKER	20
47	J LITHERLAND	61	47	S GRAY	331	47	* L BLACKER	11.625	47	C HENRY	19
48	J NEALE	60	48	J LEVERS	322	48	* J HOLMES	12.350	48	A FEARN	18 (2)
49	M ROGERS	57	49	A FEARN	319	49	* A HOLLIDAY	12.413	49	S LANDER	14 (2)
50	A TURNBULL	55	50	J NEALE	318	50	* B JOHNSON	12.500	50	T CHADWICK	13 (2)

(Driver Ranking = Average Position in Qualifying, Final Position, Fastest Lap & Race Laps Over Last 20 club nights)

ADULT STATISTICS 1992-2022 - AFTER 646 CLUB NIGHTS

Sheet 2 of 5 (Note: Highlighted Names are Current 2022 Members, CS = Best Consecutive Results)

Sheet 1 of 3 (Note: Highlighted names are current 2022 members; GS = best consecutive results)

MEETINGS ATTENDED			RACES COMPLETED			DRIVER RANKING			FINALS WON			
Pos	ADULT	No	Pos	ADULT	No	Pos	ADULT	SCORE	Pos	ADULT	No	CS
51	J LEVERS	53	51	M ROGERS	308	51	* K ALCOCK	12.613	51	J HITCHCOCK	12	(2)
52	G SCHULE	52	52	M MARTINEZ	289	52	* A FEARN	12.625	51	P FOXLEY	12	(2)
53	A FEARN	49	53	A TURNBULL	273	53	* S GRAY	12.663	53	T MEASHAM	11	
53	M MARTINEZ	49	54	K LYE	263	54	M STURGESS	12.675	54	D WALKER	10	
55	D OLIVER	45	55	G SCHULE	258	55	* N LAMBERT	12.950	54	D PASSELL	10	(2)
56	L BLACKER	43	56	C BULLOCK	248	56	* P FOXLEY	12.963	54	L EDWARDS	10	
57	D WALKER	42	57	D BRENTNALL	225	57	* R LAWSON	13.200	54	S SMITH	10	
57	K LYE	42	57	T CHADWICK	225	58	* G SCHULE	13.238	58	S DUNN	9	(2)
59	D BRENTNALL	41	59	D OLIVER	216	59	* J TETLEY	13.313	58	K LYE	9	
60	M KNIGHTON	36	59	L BLACKER	216	60	* C HENRY	13.763	60	G LAMBERT	8	(4)
60	T CHADWICK	36	61	D WALKER	212	61	* D GREEN	13.850	60	J LITHERLAND	8	
60	C BULLOCK	36	62	A DAVIES	211	62	* S SMITH	14.275	60	R LITHERLAND	8	
63	S DUNN	35	63	T MEASHAM	208	63	* A STAMPER	14.300	63	R CHADWICK	7	(2)
64	D PASSELL	34	64	M KNIGHTON	206	64	* R MASTERS	14.325	63	A DAVIES	7	
64	A DAVIES	34	65	J CHELL	202	65	* M HOLLAND	14.375	63	C COOPER	7	
66	T MEASHAM	33	66	D PASSELL	191	66	* N CHATTLE	14.488	63	S GRAY	7	
67	G LAMBERT	32	67	S DUNN	183	67	* J LITHERLAND	14.550	67	M JUBB	6	
67	P FOXLEY	32	68	P FOXLEY	172	68	* B BRUCE	14.563	67	A STAMPER	6	
69	J CHELL	30	69	G LAMBERT	168	69	* L EDWARDS	14.800	67	C BULLOCK	6	
70	M STURGESS	29	70	M STURGESS	163	70	* C BULLOCK	15.138	67	K PAYNE	6	
71	R HITCHCOCK	27	71	S SUMNER	157	71	* D OLIVER	15.688	67	J TETLEY	6	(2)
71	R CHADWICK	27	72	B BRUCE	148	72	* S DUNN	15.963	67	T BALDOCK	6	
71	R LITHERLAND	27	73	R CHADWICK	146	73	* G LAMBERT	16.175	67	R LAWSON	6	
71	A THOMPSON	27	74	J TETLEY	143	74	* S SUMNER	16.425	74	C SCHOFIELD	5	(2)
75	S SUMNER	26	75	K PAYNE	140	75	M MARTINEZ	16.763	74	AJ McPEAKE	5	(2)
76	B BRUCE	25	76	R HITCHCOCK	138	76	* J CHELL	17.138	74	I HOLLAND	5	
77	C STANNARD	24	77	A THOMPSON	135	77	* A THOMPSON	17.225	74	M TANSLEY	5	
78	I HOLLAND	23	78	M HOLLAND	129	78	* C STANNARD	17.325	74	D OLIVER	5	
78	J HITCHCOCK	23	79	J HITCHCOCK	127	79	* R HITCHCOCK	18.063	74	D GREEN	5	
78	C SCHOFIELD	23	80	C SCHOFIELD	124	80	* C SCHOFIELD	18.113	74	J CHELL	5	
78	D GREEN	23	81	I HOLLAND	120	81	* D WALKER	18.163	74	R JAMES	5	
78	M HOLLAND	23	81	D GREEN	120	82	* P BARBER	18.938	82	S REVITT	4	(2)
78	K PAYNE	23	83	N CHATTLE	119	83	* J HITCHCOCK	21.388	82	R HITCHCOCK	4	
84	J TETLEY	21	84	S LANDER	118	84	* R CHADWICK	22.013	82	M KNIGHTON	4	
85	N CHATTLE	20	84	C STANNARD	118	85	* I HOLLAND	22.288	82	M STURGESS	4	
86	M JUBB	19	86	T HAGUES	111	N/A	T BALDOCK	2.583	82	M BLOOD	4	
87	C CARRINGTON	18	87	R JAMES	105	N/A	S REVITT	3.792	87	S PATCHING	3	
87	T HAGUES	18	88	C CARRINGTON	100	N/A	S LANDER	4.485	87	C NORRIS	3	
89	N MAFFIN	17	89	M JUBB	99	N/A	AJ McPEAKE	6.659	87	J HENRY	3	
89	S LANDER	17	90	C BRADFORD	97	N/A	A HUGHES	6.792	87	C CARRINGTON	3	
89	P MELLOR	17	91	R LITHERLAND	94	N/A	S WHITE	8.000	87	A HUGHES	3	
89	C BRADFORD	17	92	P MELLOR	93	N/A	C SLATER	9.250	87	M HOLLAND	3	
93	P COCKBILL	16	93	N MAFFIN	82	N/A	S SIDDANS	10.417	87	C STANNARD	3	
94	R JAMES	15	94	P COCKBILL	81	N/A	J KELLY	10.500	94	H VD HEUVEL	2	(2)
94	C COOPER	15	95	D LEVERTON	75	N/A	J HENRY	11.000	94	J KELLY	2	
96	M TANSLEY	14	96	M TANSLEY	73	N/A	F HOLMES	11.194	94	C SLATER	2	(2)
97	J KELLY	13	97	YAN SHEN	68	N/A	M BLOOD	11.639	94	YAN SHEN	2	
97	D LEVERTON	13	98	J KELLY	67	N/A	C COOPER	11.700	94	I HALL	2	
99	S REVITT	12	99	S REVITT	63	N/A	C ATKINSON	12.125	94	S SUMNER	2	
99	P PURKIS	12	100	M WATTS	61	N/A	J MELLOR	12.650	94	B BRUCE	2	

ADULT STATISTICS 1992-2022 - AFTER 646 CLUB NIGHTS

Sheet 3 of 5 (Note: Highlighted Names are Current 2022 Members, CS = Best Consecutive Results)

MEETINGS ATTENDED			RACES COMPLETED			DRIVER RANKING			FINALS WON		
Pos	ADULT	No	Pos	ADULT	No	Pos	ADULT	SCORE	Pos	ADULT	No CS
99	M WATTS	12	101	J McDONALD	60	N/A	A DOBBINS	12.925	94	C BRADFORD	2
99	T STACEY	12	102	M BLOOD	58	N/A	P WRIGHT	13.250	94	M MARTINEZ	2
103	AJ McPEAKE	11	102	W BLURTON	58	N/A	T STACEY	13.271	103	R GILLARD	1
103	YAN SHEN	11	102	F HOLMES	58	N/A	P ZIMMERMAN	13.500	103	D ROYTHORNE	1
105	R GILLARD	10	105	I HALL	57	N/A	M TANSLEY	13.500	103	P COCKBILL	1
105	A DOBBINS	10	105	T STACEY	57	N/A	L COPLEY	13.500	103	J JOHNSON	1
105	I HALL	10	107	T CASH	54	N/A	N WRIGHT	13.556	103	G SCHULE	1
105	J McDONALD	10	107	C COOPER	54	N/A	C WILKINSON	14.083	103	M WATTS	1
105	M DUTSON	10	109	N WRIGHT	52	N/A	C CARRINGTON	14.111	103	B GEBAUERS	1
110	N WRIGHT	9	110	AJ McPEAKE	50	N/A	K JEFFRIES	14.688	103	G CLARK	1
110	M BLOOD	9	110	T BALDOCK	50	N/A	Da BUCKLEY	14.844	103	L COPLEY	1
110	T BALDOCK	9	112	R GILLARD	49	N/A	S ALLDREAD	14.917	103	A DOBBINS	1
110	T CASH	9	112	A DOBBINS	49	N/A	B COOK	15.000	103	C WILKINSON	1
110	F HOLMES	9	112	D KENNING	49	N/A	J FLETCHER	15.125	103	R HILL	1
115	C NORRIS	8	115	P PURKIS	47	N/A	W BLURTON	15.438	103	N CHATTLE	1
115	Da BUCKLEY	8	116	A LEE	46	N/A	R HEATON	15.500	103	C ATKINSON	1
115	W BLURTON	8	116	Z MIDDLETON	46	N/A	R GILLARD	15.575	103	A THOMPSON	1
115	D KENNING	8	118	Da BUCKLEY	43	N/A	R JAMES	15.617	103	A LEE	1
119	S PATCHING	7	119	A HUGHES	42	N/A	G CLARK	15.750	103	D LLOYD	1
119	G CLARK	7	120	P WRIGHT	40	N/A	L HENDERSON	15.750	103	Z MIDDLETON	1
119	J HENRY	7	121	G CLARK	39	N/A	A LEE	15.833	103	T STACEY	1
119	R HILL	7	122	S PATCHING	38	N/A	D LEVERTON	15.846	103	F HOLMES	1
119	L ELMORE	7	122	C NORRIS	38	N/A	R SPENCER	15.850	103	J McDONALD	1
124	D HARROP	6	124	J HENRY	37	N/A	YUAN ZHI	15.875			
124	D HART	6	125	C WILKINSON	35	N/A	R HILL	16.071			
124	P WRIGHT	6	125	YUAN ZHI	35	N/A	S KERR	16.083			
124	C WILKINSON	6	125	L ELMORE	35	N/A	P COCKBILL	16.156			
124	A HUGHES	6	128	M DUTSON	34	N/A	D LLOYD	16.167			
124	Ch HOLLAND	6	129	D BUCKLEY	33	N/A	S PATCHING	16.179			
124	D BUCKLEY	6	130	R HILL	32	N/A	Z MIDDLETON	16.250			
124	YUAN ZHI	6	131	D HART	30	N/A	J McDONALD	16.375			
124	A LEE	6	131	D HARROP	30	N/A	D KENNING	16.469			
124	Z MIDDLETON	6	131	Ch HOLLAND	30	N/A	M WATTS	16.625			
124	S KERR	6	134	St BOWMAN	29	N/A	C NORRIS	16.714			
135	R SPENCER	5	134	C BLURTON	29	N/A	T CASH	16.889			
135	J MELLOR	5	136	R SPENCER	28	N/A	G HADDON	17.000			
135	C BLURTON	5	137	C ATKINSON	27	N/A	D HARROP	17.500			
138	B GEBAUERS	4	138	K JEFFRIES	26	N/A	St BOWMAN	17.500			
138	C ROBINSON	4	139	L COPLEY	25	N/A	YAN SHEN	17.636			
138	S HENDRY	4	139	D LLOYD	25	N/A	I HALL	17.650			
138	C ATKINSON	4	141	S SIDONS	23	N/A	L ZHOU	17.750			
138	K JEFFRIES	4	142	S KERR	22	N/A	C ROBINSON	18.000			
138	W PARKIN	4	143	B GEBAUERS	21	N/A	N MAFFIN	18.103			
138	St BOWMAN	4	144	C ROBINSON	20	N/A	M DUTSON	18.950			
145	H VD HEUVEL	3	144	S HENDRY	20	N/A	D HART	18.208			
145	J JOHNSON	3	146	W PARKIN	17	N/A	T HAGUES	18.236			
145	S ALLDREAD	3	147	J JOHNSON	16	N/A	C BRADFORD	18.279			
145	L COPLEY	3	147	J MELLOR	16	N/A	D BUCKLEY	18.333			
145	S SIDONS	3	149	S ALLDREAD	15	N/A	J ASHCROFT	18.375			
145	D LLOYD	3	149	S BENNETT	15	N/A	B FAHRNER	18.750			

ADULT STATISTICS 1992-2022 - AFTER 646 CLUB NIGHTS

Sheet 4 of 5 (Note: Highlighted Names are Current 2022 Members, CS = Best Consecutive Results)

MEETINGS ATTENDED			RACES COMPLETED			DRIVER RANKING			FINALS WON		
Pos	ADULT	No	Pos	ADULT	No	Pos	ADULT	SCORE	Pos	ADULT	No CS
145	S BENNETT	3	151	H VD HEUVEL	14	N/A	Ch Holland	18.792			
152	D ROYTHORNE	2	151	P ZIMMERMANN	14	N/A	C BLURTON	18.800			
152	J ASHCROFT	2	151	L HENDERSON	14	N/A	B GEBAUERS	18.875			
152	A CARTER	2	154	D ROYTHORNE	11	N/A	S HENDRY	19.188			
152	B FAHRNER	2	155	J ASHCROFT	10	N/A	D ROYTHORNE	19.375			
152	L ZHOU	2	155	A CARTER	10	N/A	M JUBB	19.408			
152	B COOK	2	155	B FAHRNER	10	N/A	S BENNETT	19.417			
152	J FLETCHER	2	155	B COOK	10	N/A	J JOHNSON	19.500			
159	S WHITE	1	155	J FLETCHER	10	N/A	A HARTLEY	19.750			
159	P DUNNE	1	160	L ZHOU	9	N/A	W PARKIN	19.813			
159	A HARTLEY	1	161	C SLATER	7	N/A	T MAKUNI	20.000			
159	C SLATER	1	162	T MAKUNI	6	N/A	P DUNNE	20.750			
159	P ZIMMERMANN	1	163	S WHITE	5	N/A	P MELLOR	20.882			
159	L HENDERSON	1	163	R HEATON	5	N/A	A CARTER	21.625			
159	G HADDON	1	163	A HARTLEY	5	N/A	L ELMORE	21.786			
159	T MAKUNI	1	163	G HADDON	5	N/A	P PURKIS	22.667			
159	R HEATON	1	167	P DUNNE	4	N/A	H VD HEUVEL	22.917			

ADULT DHORC STATISTICS 1992-2022, AFTER 646 ROUNDS

Sheet 5 of 5 (Note: Highlighted Names are Current 2022 Members, CS = Best Consecutive Results)

POLES				IQR's				WINS				FASTEST LAPS				BEST RACE LAPS				CHAMPIONSHIPS	
Pos	ADULT	No	CS	Pos	ADULT	No	CS	Pos	ADULT	No	CS	Pos	ADULT	No	CS	Pos	ADULT	No	CS	YEAR	ADULT
1	L PATEMAN	120	(7)	1	L PATEMAN	482	(19)	1	L PATEMAN	113	(4)	1	L PATEMAN	276	(14)	1	L PATEMAN	180	(6)	1992	N SISMEY
2	M CHADWICK	101	(9)	2	N SISMEY	399	(5)	2	N SISMEY	85	(4)	2	S GOODLIP	52	(5)	2	N SISMEY	90	(5)	1993	J TAGUE
3	S GOODLIP	86	(7)	3	S GOODLIP	322	(5)	3	M CHADWICK	83	(7)	3	N SISMEY	50	(4)	3	M CHADWICK	66	(3)	1994	J TAGUE
4	N SISMEY	85	(3)	4	M CHADWICK	304	(10)	3	S GOODLIP	83	(5)	4	J TAGUE	48	(5)	4	S GOODLIP	65	(3)	1995	J TAGUE (3)
5	J SISMEY	50	(4)	5	J SISMEY	210	(8)	5	J SISMEY	59	(3)	5	A SMITH	47	(6)	5	A SMITH	50	(3)	1996	M CHADWICK
6	W LANDER	42	(11)	6	W LANDER	183	(16)	6	W LANDER	41	(9)	6	J SISMEY	38	(4)	6	J SISMEY	39	(3)	1997	M CHADWICK
7	A SMITH	42	(4)	7	A SMITH	138	(4)	7	A SMITH	37	(3)	7	W LANDER	28	(5)	7	W LANDER	37	(11)	1998	N SISMEY
8	J TAGUE	26	(4)	8	J TAGUE	126	(5)	8	J TAGUE	28	(4)	8	M CHADWICK	22	(2)	8	J TAGUE	28	(3)	1999	N SISMEY
9	P REES	18	(2)	9	P REES	103	(3)	9	P REES	28	(2)	9	A McPEAKE	13	(2)	9	P REES	22	(2)	2000	M CHADWICK
10	A McPEAKE	16		10	A McPEAKE	101	(4)	10	A McPEAKE	16	(2)	10	P REES	12	(3)	10	A McPEAKE	13		2001	M CHADWICK
11	J LYMER	14		11	J NEALE	45	(6)	11	J LYMER	13	(2)	11	J NEALE	8	(2)	11	L SMITH	10	(2)	2002	S GOODLIP
12	J NEALE	9	(3)	12	L SMITH	37	(3)	12	J NEALE	9	(2)	12	L SMITH	7		12	J NEALE	6		2003	L PATEMAN
13	L SMITH	6		13	J LYMER	36	(3)	13	S ANAND	5		13	C ROYTHORNE	6		12	M ALLSOPP	6		2004	L PATEMAN
14	T BALDOCK	5	(2)	14	D GARBETT	28	(3)	13	M ALLSOPP	5		14	T BALDOCK	4		12	D GARBETT	6		2005	M CHADWICK (5)
15	D GARBETT	5		15	S ANAND	25	(2)	13	T BALDOCK	5		14	T CHADWICK	4		15	J LYMER	5		2006	W LANDER
16	S ANAND	3		16	M ALLSOPP	21	(2)	16	C ROYTHORNE	4		14	A BULLOCK	4		16	T CHADWICK	4		2007	W LANDER
17	S REVITT	3	(2)	17	T BALDOCK	19	(8)	16	L SMITH	4	(2)	17	D BRENTNALL	3		16	T BALDOCK	4	(2)	2008	W LANDER (3)
18	P LEVERS	3		18	G PEACH	17	(3)	16	D GARBETT	4		17	G PEACH	3		18	S ANAND	3		2009	J SISMEY
19	J LAMB	3		19	A TURNBULL	13	(2)	19	S LANDER	3		17	D GARBETT	3		19	S REVITT	2	(2)	2010	L PATEMAN
20	S LANDER	2		20	C ROYTHORNE	12	(2)	19	G PEACH	3		17	J LYMER	3		19	D BRENTNALL	2		2011	L PATEMAN
21	D McPEAKE	2		21	S LANDER	12	(2)	21	S REVITT	2		17	J LAMB	3		19	D McPEAKE	2		2012	L PATEMAN (5)
22	A BULLOCK	2		22	D McPEAKE	11		21	AJ McPEAKE	2		17	C BOWLES	3	(2)	19	R BLAKE	2		2013	J SISMEY
23	C ROYTHORNE	2		23	S REVITT	10	(5)	21	R SEAMAN	2		23	S REVITT	2		19	K LYE	2		2014	J SISMEY (3)
24	G PEACH	2	(2)	23	T CHADWICK	10		21	D McPEAKE	2		23	A DAVIES	2	(2)	19	P LEVERS	2		2015	N SISMEY (4)
25	T MEASHAM	1		23	A BULLOCK	10	(3)	21	T CHADWICK	2		23	A TURNBULL	2		19	J LAMB	2		2016	S GOODLIP
26	K LYE	1		26	T MEASHAM	9		21	J LAMB	2		26	M ROGERS	1		19	C ROYTHORNE	2		2017	S GOODLIP
27	A DAVIES	1		26	P LEVERS	9		21	A TURNBULL	2		26	I BRENTNALL	1		19	G PEACH	2		2018	S GOODLIP (4)
28	C BOWLES	1		26	J LAMB	9	(3)	28	K LYE	1		26	AJ McPEAKE	1		28	M ROGERS	1		2019	A SMITH
29	A TURNBULL	1		29	N LAMBERT	7		28	R HILL	1		26	D McPEAKE	1		28	S MINNIS	1		2020	N/A
				30	T DINGLEY	6		28	R BLAKE	1		26	B JOHNSON	1		28	I BRENTNALL	1		2019	A SMITH (2)
				31	AJ McPEAKE	5	(2)	28	P LEVERS	1		26	S LANDER	1		28	S PANK	1			
				31	R SEAMAN	5	(3)	28	J ROYTHORNE	1		26	R SEAMAN	1		28	T DINGLEY	1			
				31	J LEVERS	5		28	R LITHERLAND	1		26	G WESTON	1		28	S LANDER	1			
				34	M ROGERS	4						26	T MEASHAM	1		28	G WESTON	1			
				34	S MINNIS	4						26	J LEVERS	1		28	J LEVERS	1			
				34	K LYE	4						26	R BLAKE	1		28	R HILL	1			
				37	D BRENTNALL	3						26	S ANAND	1		28	S SUMNER	1			
				37	R BLAKE	3						26	P LEVERS	1		28	R CROSSLAND	1			
				37	R CROSSLAND	3						26	J ROYTHORNE	1		28	J ROYTHORNE	1			
				40	I BRENTNALL	2						26	K ALCOCK	1		40	A TURNBULL	2			
				40	R MASTERS	2															
				40	C BOWLES	2															
				43	P FOXLEY	1															
				43	S PANK	1															
				43	G WESTON	1															
				43	A FEARN	1															
				43	K PAYNE	1															
				43	J ROYTHORNE	1															
				43	K ALCOCK	1															
				43	A DAVIES	1															
				43	R LITHERLAND	1															
				43	J CHELL	1															

IQR Means Individual Qualifying Rounds I.E. Yellow, Green, Red and Blue Lane on a Normal Club Night

JUNIOR STATISTICS 1992-2022 - AFTER 646 CLUB NIGHTS

Sheet 1 of 4 (Note: Highlighted Names are Current 2022 Members, CS = Best Consecutive Results)

MEETINGS ATTENDED			RACES COMPLETED			DRIVER RANKING			FINALS WON			
Pos	JUNIOR	No	Pos	JUNIOR	No	Pos	JUNIOR	SCORE	Pos	JUNIOR	No	CS
1	A TURNBULL	152	1	R LITHERLAND	917	1	* L SMITH	1.113	1	R LITHERLAND	61	(5)
1	R LITHERLAND	152	2	A TURNBULL	905	2	* A HUGHES	1.175	2	J HENRY	59	(3)
3	T CHADWICK	147	3	L TURNBULL	807	3	* AJ McPEAKE	1.275	3	A HALL	56	
4	L TURNBULL	133	4	T CHADWICK	774	4	* J MELLOR	1.400	3	A TURNBULL	56	(2)
5	F HOLMES	130	5	F HOLMES	769	5	* J HENRY	1.438	5	T CHADWICK	51	
6	G REYES-ENGLAND	128	6	G REYES-ENGLAND	766	6	* A HALL	1.475	6	J SISMEY	47	
7	J HENRY	127	7	J HENRY	658	7	* R LITHERLAND	1.600	7	J MELLOR	36	
8	J SISMEY	120	8	J SISMEY	654	8	* T MEASHAM	1.638	8	H SMITH	34	(2)
9	R REES	103	9	Z ROYTHORNE	602	9	* A TURNBULL	1.663	9	L SMITH	33	
10	Z ROYTHORNE	100	10	T MEASHAM	550	10	* L BOWLES	1.750	10	P CONNALLY	32	(2)
11	P CONNALLY	95	11	L BROOKS	539	11	* T CHADWICK	1.825	11	M MINNIS	31	(2)
12	C BRENTNALL	94	12	H SMITH	525	12	* J SISMEY	1.838	11	A HUGHES	31	
13	T MEASHAM	93	13	B ROYTHORNE	504	13	* M MINNIS	2.000	13	AJ McPEAKE	30	(2)
14	H SMITH	91	14	P CONNALLY	500	14	* J PATEMAN	2.025	13	C BRENTNALL	30	(2)
15	B ROYTHORNE	84	15	A HALL	490	15	* P CONNALLY	2.175	13	J PATEMAN	30	
16	L BROOKS	83	16	C BRENTNALL	486	16	* H SMITH	2.213	13	G REYES-ENGLAND	30	
17	J MELLOR	82	17	J MELLOR	481	17	* C BRENTNALL	2.275	17	C BOWLES	28	
18	A HALL	80	18	R REES	467	18	* C BULLOCK	2.300	17	L TURNBULL	28	(2)
19	C BOWLES	78	19	J PATEMAN	428	19	* C BOWLES	2.313	19	F HOLMES	26	
20	T PANK	74	20	C BOWLES	402	20	* J LAWSON	2.550	20	B ROYTHORNE	25	(2)
21	J PATEMAN	71	21	C BULLOCK	391	21	* K ASHWORTH	2.613	20	Z ROYTHORNE	25	(3)
22	M MINNIS	68	22	K LEVERS	381	22	* N GULL	2.763	22	R REES	24	
23	C BULLOCK	66	23	T PANK	378	23	* T PANK	2.800	23	J STEVENSON	23	
23	K LEVERS	66	24	A HUGHES	372	24	* Z ROYTHORNE	3.038	23	T MEASHAM	23	(3)
25	AJ McPEAKE	65	24	Ca HOLLAND	372	25	* K LEVERS	3.125	25	L BROOKS	21	(2)
26	A HUGHES	61	26	J MARTINEZ	369	26	* K ALI	3.188	26	T PANK	20	
26	Ca HOLLAND	61	27	L SMITH	352	27	L TURNBULL	3.238	26	L BOWLES	20	
28	J MARTINEZ	59	27	M LITHERLAND	352	28	* B ROYTHORNE	3.250	28	J LAWSON	16	(2)
28	J LAWSON	59	29	M MINNIS	343	29	* P WALKER	3.325	29	K LEVERS	15	
30	L SMITH	55	30	AJ McPEAKE	326	30	* J LISTER	3.700	30	D BARKER	14	
31	J STEVENSON	54	31	B BROOKS	325	31	* T GREEN	3.725	30	M LITHERLAND	14	
32	M LITHERLAND	53	32	J LAWSON	323	32	* P MARTIN	3.763	32	J MARTINEZ	13	
33	D BARKER	51	33	D PAUL	308	32	* R COOK	3.763	33	C DAVENPORT	12	
33	B BROOKS	51	34	L CHADWICK	277	34	* C DAVENPORT	3.775	33	K ALI	12	
35	D PAUL	49	35	J STEVENSON	276	35	* S SLATER	3.813	33	D PAUL	12	(2)
36	L BOWLES	48	36	D BARKER	266	36	* K SCHOFIELD	3.888	36	M McNULTY	10	
37	S SCHULE	47	37	P MARTIN	263	37	* K COOK	4.050	36	P MARTIN	10	
37	L CHADWICK	47	38	L BOWLES	255	38	* F HOLMES	4.250	36	S BOWMAN	10	
39	P WALKER	46	39	S BOWMAN	244	39	* G HADDON	4.500	39	G HADDON	9	
40	P MARTIN	45	40	P WALKER	236	40	* E HENRY	4.650	39	T GREEN	9	
41	J LISTER	41	41	S SCHULE	234	41	* G REYES-ENGLAND	4.738	39	N GULL	9	
41	S BOWMAN	41	41	J LISTER	234	42	* A OXSPRING	4.750	39	M BRADLEY	9	
43	J HAGUES	38	43	J HAGUES	221	43	* R REES	4.800	43	K SCHOFIELD	8	
44	K ALI	30	44	R COOK	197	44	* M BRADLEY	4.900	43	L CHADWICK	8	
45	M McNULTY	29	45	M BRADLEY	194	45	* D BARKER	5.038	43	C BULLOCK	8	
45	J BULLOCK	29	46	D JACKSON	190	46	* J STEVENSON	5.125	43	B BROOKS	8	(2)
45	R COOK	29	47	I BRADLEY	189	47	* R HUGHES	5.275	43	Ca HOLLAND	8	
45	A OXSPRING	29	48	K ALI	185	48	* J ELMORE	5.600	43	H TAYLOR	8	
45	I BRADLEY	29	48	E JACKSON	185	48	* J MARTINEZ	5.600	49	R LEY	7	
45	M BRADLEY	29	50	N BRADFORD	172	50	* M SEO	5.675	49	A CHATTLE	7	

(Driver Ranking = Average Position in Qualifying, Final Position, Fastest Lap & Race Laps Over Last 20 club nights)

JUNIOR STATISTICS 1992-2022 - AFTER 646 CLUB NIGHTS

Sheet 2 of 4 (Note: Highlighted Names are Current 2022 Members, CS = Best Consecutive Results)

MEETINGS ATTENDED			RACES COMPLETED			DRIVER RANKING			FINALS WON			
Pos	JUNIOR	No	Pos	JUNIOR	No	Pos	JUNIOR	SCORE	Pos	JUNIOR	No	CS
45	D JACKSON	29	51	A BRADFORD	169	51	* A CHATTLE	5.863	49	A BRADFORD	7	
52	C DAVENPORT	28	52	M SEO	163	52	* L CHADWICK	6.025	52	S SLATER	6	(2)
52	E HENRY	28	52	K COOK	163	53	* J WATSON	6.063	52	P WALKER	6	(2)
52	E JACKSON	28	52	A OXSPRING	163	54	* M LITHERLAND	6.250	52	G CONNALLY	6	
55	K SCHOFIELD	27	52	S ROYTHORNE	163	55	* M McNULTY	6.288	52	E HENRY	6	
56	N GULL	26	56	N GULL	156	56	* J BULLOCK	6.300	52	R COOK	6	
56	N BRADFORD	26	57	M McNULTY	154	57	* B BROOKS	6.488	52	E JACKSON	6	
58	G HADDON	25	57	J PERRY	154	58	* D PAUL	6.550	52	D JACKSON	6	(2)
58	A BRADFORD	25	59	R HUGHES	151	59	* D JACKSON	7.088	52	T JAMES	6	(2)
58	S ROYTHORNE	25	60	J BULLOCK	150	60	* H TAYLOR	7.513	52	J HAGUES	6	(2)
61	K COOK	24	61	C DAVENPORT	149	61	* S SCHULE	7.825	61	L HAWLEY	5	
61	J PERRY	24	62	K SCHOFIELD	144	62	* S BOWMAN	8.050	61	J BULLOCK	5	
63	A CHATTLE	23	63	E HENRY	143	63	* E STOTT-ZAFIROPOULOS	8.063	61	A HARTLEY	5	(2)
63	L STOTT-ZAFIROPOULOS	23	64	G HADDON	138	64	* S MAFFIN	8.275	61	B CARRINGTON	5	
63	J ELMORE	23	65	A CHATTLE	136	65	* L BROOKS	8.475	61	K ASHWORTH	5	
66	J WATSON	22	66	L STOTT-ZAFIROPOULOS	135	66	* S MARTINEZ	8.600	61	M WARREN	5	
66	R MAFFIN	22	67	H TAYLOR	134	67	* T SHARP	8.663	61	K COOK	5	
66	T GREEN	22	68	K ASHWORTH	132	68	* L STOTT-ZAFIROPOULOS	8.900	61	N BRADFORD	5	
66	R HUGHES	22	68	J ELMORE	132	69	* Ca HOLLAND	8.913	61	I PAUL	5	(2)
66	E STOTT-ZAFIROPOULOS	22	70	T JAMES	131	70	* R MAFFIN	8.988	70	A REES	4	
71	K ASHWORTH	21	71	E STOTT-ZAFIROPOULOS	130	71	* N BRADFORD	9.550	70	J WATSON	4	
71	H TAYLOR	21	72	B RILEY	124	72	* I BRADLEY	9.688	70	T SHARP	4	
71	S MARTINEZ	21	73	T GREEN	119	73	* J HAGUES	9.800	70	M WATTS	4	
74	S SLATER	20	74	S MARTINEZ	117	74	* S ROYTHORNE	10.000	70	J LISTER	4	
74	T SHARP	20	75	J WATSON	113	75	* A BRADFORD	10.775	70	B JEFFRIES	4	
74	S MAFFIN	20	76	R MAFFIN	109	76	T JAMES	10.863	70	E STOTT-ZAFIROPOULOS	4	
74	T JAMES	20	77	S SLATER	108	77	* E JACKSON	12.500	70	L STOTT-ZAFIROPOULOS	4	
78	B RILEY	19	77	B CARRINGTON	108	78	* J PERRY	13.813	70	J ELMORE	4	
79	B CARRINGTON	18	79	T SHARP	103	N/A	L CAPEWELL	2.438	70	S ROYTHORNE	4	
80	R LEY	17	79	J GRATTON	103	N/A	J THOMPSON	2.708	80	A PANK	3	
80	G CONNALLY	17	81	S MAFFIN	99	N/A	S GILLARD	2.725	80	C CLARK	3	
80	J GRATTON	17	82	M WARREN	98	N/A	M WARREN	2.817	80	R HUGHES	3	
83	A HARTLEY	15	83	F McCANDLESS	96	N/A	A WATHEY	3.545	80	J PERRY	3	
83	J MOSEDALE	15	84	R LEY	92	N/A	K JACKSON	3.563	80	J BLURTON	3	
83	M WARREN	15	85	G CONNALLY	91	N/A	T REES	3.667	80	J THOMPSON	3	
86	C KAVANAGH	13	86	A HARTLEY	83	N/A	S TAGUE	3.813	86	C WOODCOCK	2	
86	M WATTS	13	87	A WATHEY	72	N/A	A FEARN	3.850	86	Mat McNULTY	2	
88	J DOBBINS	12	87	J MOSEDALE	72	N/A	N ZIMMERMANN	3.969	86	J MOSEDALE	2	
88	F McCANDLESS	12	87	B JEFFRIES	72	N/A	R LEY	4.103	86	D SPENCER	2	
88	J THOMPSON	12	90	M WATTS	69	N/A	C CLARK	4.179	86	N ZIMMERMANN	2	
91	A PANK	11	91	I PAUL	68	N/A	E DOYLE	4.250	86	A OXSPRING	2	
91	A WATHEY	11	92	C KAVANAGH	65	N/A	D SPENCER	4.375	86	L BLAKE	2	
91	N McDONALD	11	93	D JEFFRIES	62	N/A	N BLACK	4.375	86	D JEFFRIES	2	(2)
94	S GILLARD	10	94	A FEARN	61	N/A	M BUCKLEY	4.417	86	J GRATTON	2	
94	A FEARN	10	94	I MATTHEWS	61	N/A	M WESTON	4.438	86	F McCANDLESS	2	
94	I MATTHEWS	10	96	J DOBBINS	60	N/A	T KERR	4.458	86	I BRADLEY	2	
97	L HAWLEY	9	97	A PANK	58	N/A	L BLAKE	4.500	86	E PAUL	2	(2)
97	D NEALE	9	98	N McDONALD	57	N/A	M YEOMANS	4.563	86	B RILEY	2	
97	C WOODCOCK	9	99	J BLURTON	56	N/A	I MATTHEWS	5.075	86	J McDONALD	2	
97	Mat McNULTY	9	100	Ca BLURTON	55	N/A	J DOBBINS	5.083	86	T KERR	2	

JUNIOR STATISTICS 1992-2022 - AFTER 646 CLUB NIGHTS

Sheet 3 of 4 (Note: Highlighted Names are Current 2022 Members, CS = Best Consecutive Results)

MEETINGS ATTENDED			RACES COMPLETED			DRIVER RANKING			FINALS WON		
Pos	JUNIOR	No	Pos	JUNIOR	No	Pos	JUNIOR	SCORE	Pos	JUNIOR	No CS
97	B JEFFRIES	9	101	E PAUL	54	N/A	N McDONALD	5.114	86	E DOYLE	2
97	D JEFFRIES	9	102	N ZIMMERMANN	51	N/A	A HARTLEY	5.212	102	S GILLARD	1
97	I PAUL	9	103	S GILLARD	50	N/A	B REES	5.350	102	C KAVANAGH	1
97	E PAUL	9	103	L HAWLEY	50	N/A	J MOSEDALE	5.462	102	D NEALE	1
105	M SEO	8	105	S LIVESEY	49	N/A	M WILLIS	5.750	102	A MILNER	1
105	TI REES	8	106	C BARTLETT	48	N/A	B CARRINGTON	5.847	102	T REES	1
105	C BARTLETT	8	107	Mat McNULTY	47	N/A	J McDONALD	6.458	102	R MAFFIN	1
105	Ca BLURTON	8	108	C WOODCOCK	46	N/A	B JEFFRIES	6.472	102	T ALLDREAD	1
105	J BLURTON	8	109	D NEALE	44	N/A	L BELL	6.550	102	M HART	1
105	E DOYLE	8	110	J THOMPSON	42	N/A	D GEBAUERS	6.750	102	S MAFFIN	1
111	A MILNER	7	111	C CLARK	41	N/A	D NEALE	7.083	102	D GEBAUERS	1
111	A REES	7	112	TI REES	40	N/A	L HAWLEY	7.083	102	L BELL	1
111	C CLARK	7	113	A REES	38	N/A	D JEFFRIES	7.111	102	M SEO	1
111	N ZIMMERMANN	7	113	J McDONALD	38	N/A	Mat McNULTY	7.167	102	A FEARN	1
111	M BUCKLEY	7	115	A MILNER	36	N/A	C BARTLETT	7.344	102	I MATTHEWS	1
116	M HART	6	116	B REES	35	N/A	J GRATTON	7.426	102	M WILLIS	1
116	S LIVESEY	6	117	M BUCKLEY	33	N/A	M WATTS	7.519	102	B REES	1
116	SM BLURTON	6	118	M HART	31	N/A	C WOODCOCK	8.056	102	S TAGUE	1
116	J McDONALD	6	118	A PARKIN	31	N/A	R FREEMAN	8.417	102	L CAPEWELL	1
116	T KERR	6	118	SM BLURTON	31	N/A	H MOHAMMED	8.500	102	M BUCKLEY	1
121	L BELL	5	121	L PARKIN	30	N/A	G CONNALLY	8.588	102	S LIVESEY	1
121	B REES	5	121	E DOYLE	30	N/A	B RILEY	8.697	102	L PARKIN	1
121	L BLAKE	5	123	K JACKSON	29	N/A	A STOTT	8.750	102	A PARKIN	1
121	A PARKIN	5	123	M WESTON	29	N/A	A MILNER	8.786	102	R FREEMAN	1
121	L PARKIN	5	123	R FREEMAN	29	N/A	M HART	9.417	102	S MARTINEZ	1
126	D SPENCER	4	126	L BELL	26	N/A	Ca BLURTON	9.594			
126	M YEOMANS	4	126	M YEOMANS	26	N/A	J BLURTON	9.781			
126	M WILLIS	4	128	S TAGUE	24	N/A	A PANK	10.114			
126	S TAGUE	4	128	T KERR	24	N/A	T ALLDREAD	10.167			
126	K JACKSON	4	130	D SPENCER	23	N/A	E GIBBS	10.417			
126	L CAPEWELL	4	131	M WILLIS	20	N/A	F McCANDLESS	10.558			
126	M WESTON	4	131	L CAPEWELL	20	N/A	C KAVANAGH	10.692			
133	T REES	3	133	T REES	16	N/A	TI REES	10.719			
133	D ALLDREAD	3	133	T ALLDREAD	16	N/A	D ALLDREAD	10.750			
133	T ALLDREAD	3	133	D GEBAUERS	16	N/A	A REES	10.786			
133	D GEBAUERS	3	136	D ALLDREAD	15	N/A	SM BLURTON	10.833			
133	E GIBBS	3	136	E GIBBS	15	N/A	A PARKIN	11.300			
133	R FREEMAN	3	138	H MOHAMMED	14	N/A	E PAUL	11.806			
139	N BLACK	2	139	L BLAKE	13	N/A	L PARKIN	12.900			
140	H MOHAMMED	1	140	N BLACK	10	N/A	S LIVESEY	13.083			
140	A STOTT	1	141	A STOTT	5	N/A	I PAUL	13.667			

JUNIOR DHORC STATISTICS 1992-2022, AFTER 646 ROUNDS

Sheet 4 of 4 (Note: Highlighted Names are Current 2022 Members, CS = Best Consecutive Results)

POLES				IQRs				WINS				FASTEST LAPS				BEST RACE LAPS				CHAMPIONSHIPS	
Pos	JUNIOR	No	CS	Pos	JUNIOR	No	CS	Pos	JUNIOR	No	CS	Pos	JUNIOR	No	CS	Pos	JUNIOR	No	CS	YEAR	JUNIOR
1	R LITHERLAND	61	(6)	1	J SIMEY	215	(14)	1	A HALL	49	(13)	1	J SIMEY	59	(11)	1	R LITHERLAND	63	(7)	1992	S SLATER
2	J SIMEY	58	(11)	2	R LITHERLAND	201	(12)	2	R LITHERLAND	46	(5)	2	R LITHERLAND	58	(7)	2	T CHADWICK	51	(7)	1993	M MINNIS
3	J MELLOR	46	(10)	3	A TURNBULL	194	(16)	3	J SIMEY	45	(6)	3	A HALL	45	(15)	3	A HALL	50	(16)	1994	M MINNIS
4	A TURNBULL	44	(9)	4	J MELLOR	193	(15)	3	A TURNBULL	45	(5)	4	T CHADWICK	43	(6)	4	J SIMEY	45	(11)	1995	AJ McPEAKE
5	A HALL	42	(11)	5	A HALL	177	(22)	5	T CHADWICK	44	(5)	5	A HUGHES	35	(12)	5	AJ McPEAKE	33	(8)	1996	AJ McPEAKE
6	AJ McPEAKE	34	(12)	6	T CHADWICK	185	(13)	6	J MELLOR	35	(3)	6	AJ McPEAKE	33	(7)	5	L SMITH	33	(20)	1997	C BRENTNALL
7	T CHADWICK	33	(4)	7	L SMITH	135	(29)	7	L SMITH	33	(9)	6	L SMITH	33	(18)	5	J MELLOR	33	(6)	1998	T PANK
7	L SMITH	33	(18)	8	M MINNIS	128	(10)	8	M MINNIS	31	(9)	8	M MINNIS	30	(6)	8	A HUGHES	32	(11)	1999	C BOWLES
9	J HENRY	31	(6)	9	AJ McPEAKE	123	(8)	9	AJ McPEAKE	29	(6)	9	J PATEMAN	29	(5)	9	J PATEMAN	31	(6)	2000	J HENRY
10	M MINNIS	30	(8)	10	A HUGHES	112	(24)	10	J HENRY	28	(4)	10	A TURNBULL	26	(4)	9	A TURNBULL	31	(4)	2001	J HENRY
11	J PATEMAN	29	(8)	11	J HENRY	110	(12)	10	J PATEMAN	28	(4)	11	J HENRY	25	(5)	11	M MINNIS	27	(8)	2002	T CHADWICK
12	A HUGHES	28	(11)	12	J PATEMAN	104	(6)	12	A HUGHES	22	(6)	11	J MELLOR	25	(6)	12	J HENRY	25	(5)	2003	J SIMEY
13	C BRENTNALL	24	(8)	13	T MEASHAM	93	(11)	13	C BRENTNALL	18	(3)	13	C BRENTNALL	20	(7)	13	C BRENTNALL	22	(7)	2004	J SIMEY
14	T MEASHAM	20	(5)	14	C BRENTNALL	87	(5)	13	T MEASHAM	18	(3)	13	T PANK	20	(5)	14	Z ROYTHORNE	17	(8)	2005	T CHADWICK
15	T PANK	16	(2)	15	C BOWLES	56	(4)	15	C BOWLES	15	(2)	15	K LEVERS	15	(3)	15	T PANK	15	(3)	2006	T MEASHAM
16	C BOWLES	11	(3)	16	F HOLMES	52	(3)	16	K LEVERS	13	(3)	15	H SMITH	15	(4)	16	C BOWLES	13	(2)	2007	A HUGHES
16	L BOWLES	11	(7)	17	T PANK	51	(4)	17	T PANK	12	(2)	17	B ROYTHORNE	14	(4)	16	K LEVERS	13	(3)	2008	L SMITH
18	N GULL	9	(3)	18	P CONNALLY	44	(9)	18	H SMITH	11	(3)	17	Z ROYTHORNE	14	(4)	16	L BOWLES	13	(7)	2009	L SMITH
18	H SMITH	8	(4)	19	K LEVERS	42	(4)	19	L BOWLES	11	(6)	19	L BOWLES	11	(5)	19	P CONNALLY	12	(3)	2010	K LEVERS
20	J LAWSON	8	(4)	20	Z ROYTHORNE	40	(2)	20	F HOLMES	10	(2)	20	P CONNALLY	10	(3)	19	T MEASHAM	12	(3)	2011	J MELLOR
21	P CONNALLY	7	(3)	21	N GULL	29	(4)	20	Z ROYTHORNE	10	(2)	21	T MEASHAM	10	(2)	21	N GULL	10	(3)	2012	J MELLOR
21	K ASHWORTH	7	(2)	22	L BOWLES	25	(10)	22	P CONNALLY	7	(2)	22	N GULL	9	(4)	22	H SMITH	9	(4)	2013	J PATEMAN
21	K LEVERS	7	(2)	23	B ROYTHORNE	24	(4)	22	N GULL	7	(2)	23	C BOWLES	7	(2)	23	J LAWSON	7	(3)	2014	A HALL
21	Z ROYTHORNE	7	(2)	24	R REES	23	(2)	23	J LAWSON	7	(3)	24	P MARTIN	6	(2)	24	K ASHWORTH	5	(2)	2015	A HALL
25	B ROYTHORNE	6	(2)	25	K ASHWORTH	21	(5)	25	J STEVENSON	5	(2)	24	J LAWSON	6	(3)	24	B ROYTHORNE	5	(2)	2016	R LITHERLAND
26	F HOLMES	5	(2)	25	H SMITH	21	(6)	25	R REES	5	(2)	26	K ASHWORTH	5	(2)	26	M WARREN	4	(2)	2017	R LITHERLAND
27	G HADDON	3	(2)	27	L TURNBULL	18	(2)	25	K ALI	5	(3)	26	J LISTER	5	(2)	26	J LISTER	4	(2)	2018	A TURNBULL
27	S GILLARD	3	(2)	28	K ALI	16	(5)	25	C BULLOCK	5	(2)	26	F HOLMES	5	(2)	28	C DAVENPORT	3	(2)	2019	A TURNBULL
27	S SLATER	3	(2)	28	J LISTER	16	(2)	25	K ASHWORTH	5	(2)	29	D BARKER	4	(2)	28	S SLATER	3	(2)	2020	N/A
27	C BULLOCK	3	(2)	30	J LAWSON	15	(4)	30	G HADDON	4	(2)	29	Ca HOLLAND	4	(2)	28	D BARKER	3	(2)	2021	H SMITH
27	M WARREN	3	(2)	31	C BULLOCK	14	(4)	30	M WARREN	4	(2)	31	C DAVENPORT	3	(2)	31	K ALI	2	(2)		
27	J LISTER	3	(2)	32	M WARREN	13	(2)	30	J LISTER	4	(2)	31	M WARREN	3	(2)	31	C BULLOCK	2	(2)		
27	L TURNBULL	3	(2)	33	S GILLARD	12	(3)	30	B ROYTHORNE	4	(2)	31	M BUCKLEY	3	(2)	31	L BLAKE	2	(2)		
34	J STEVENSON	2	(2)	34	C DAVENPORT	10	(2)	34	S SLATER	3	(2)	34	S SLATER	2	(2)	31	P MARTIN	2	(2)		
34	R REES	2	(2)	34	G HADDON	10	(2)	34	K SCHOFIELD	3	(2)	34	J STEVENSON	2	(2)	31	F HOLMES	2	(2)		
34	Ca HOLLAND	2	(2)	34	P MARTIN	10	(2)	34	L TURNBULL	3	(2)	34	R REES	2	(2)	31	G REYES-ENGLAND	2	(2)		
34	A CHATTLE	2	(2)	37	S SLATER	9	(4)	37	C DAVENPORT	2	(2)	34	K ALI	2	(2)	37	S GILLARD	1	(2)		
38	C DAVENPORT	1	(2)	37	R COOK	9	(2)	37	L BLAKE	2	(2)	34	M LITHERLAND	2	(2)	37	K SCHOFIELD	1	(2)		
38	K ALI	1	(2)	39	K COOK	8	(3)	37	A CHATTLE	2	(2)	39	K SCHOFIELD	1	(2)	37	G HADDON	1	(2)		
38	K COOK	1	(2)	40	J STEVENSON	6	(3)	37	P MARTIN	2	(2)	39	J BULLOCK	1	(2)	37	J STEVENSON	1	(2)		
38	R COOK	1	(2)	40	Ca HOLLAND	6	(3)	37	G REYES-ENGLAND	2	(2)	39	A HARTLEY	1	(2)	37	E HENRY	1	(2)		
38	L BLAKE	1	(2)	42	D BARKER	4	(3)	42	S GILLARD	1	(2)	39	C BULLOCK	1	(2)	37	J BULLOCK	1	(2)		
38	P MARTIN	1	(2)	42	C CLARK	4	(3)	42	E HENRY	1	(2)	39	K COOK	1	(2)	37	C CLARK	1	(2)		
38	B JEFFRIES	1	(2)	42	R HUGHES	4	(3)	42	J BULLOCK	1	(2)	39	K JACKSON	1	(2)	37	R REES	1	(2)		
38	M LITHERLAND	1	(2)	42	B BROOKS	4	(3)	42	S TAGUE	1	(2)	39	M BRADLEY	1	(2)	37	K COOK	1	(2)		
38	D PAUL	1	(2)	46	K SCHOFIELD	3	(2)	42	L CAPEWELL	1	(2)	39	J ELMORE	1	(2)	37	S TAGUE	1	(2)		
				46	M McNELTY	3	(2)	42	M BUCKLEY	1	(2)	39	D PAUL	1	(2)	37	K JACKSON	1	(2)		
				46	K JACKSON	3	(2)	42	B JEFFRIES	1	(2)	39	S ROYTHORNE	1	(2)	37	A WATHEY	1	(2)		
				46	A WATHEY	3	(2)	42	M LITHERLAND	1	(2)					37	Ca HOLLAND	1	(2)		
				46	A CHATTLE	3	(2)	42	J THOMPSON	1	(2)					37	M BUCKLEY	1	(2)		
				46	B JEFFRIES	3	(2)									37	A CHATTLE	1	(2)		
				46	D PAUL	3	(2)									37	M BRADLEY	1	(2)		
				53	J WATSON	2	(2)									37	M LITHERLAND	1	(2)		
				53	S SCHULE	2	(2)									37	L TURNBULL	1	(2)		
				53	E HENRY	2	(2)														
				53	J BULLOCK	2	(2)														
				53	S TAGUE	2	(2)														
				53	M BRADLEY	2	(2)														
				53	M WESTON	2	(2)														
				53	M LITHERLAND	2	(2)														
				53	E STOTT-ZAFIROPOULOS	2	(2)														
				53	L BROOKS	2	(2)														
				53	D JACKSON	2	(2)														
				64	P WALKER	1	(2)														
				64	T SHARP	1	(2)														
				64	R LEY	1	(2)														
				64	A HARTLEY	1	(2)														
				64	J MOSEDALE	1	(2)														
				64	D SPENCER	1	(2)														
				64	T REES	1	(2)														
				64	M YEOMANS	1	(2)														
				64	A OXSPRING	1	(2)														
				64	L BLAKE	1	(2)														
				64	J GRATTON	1	(2)														
				64	G REYES-ENGLAND	1	(2)														
				64	S ROYTHORNE	1	(2)														
				64	J MARTINEZ	1	(2)														
				64	J THOMPSON	1	(2)														
				64	R HUGHES	1	(2)														

IQR Means Individual Qualifying Rounds I.E. Yellow, Green, Red and Blue Lane on a Normal Club Night

Outright Track Record Holders After DHORC 646

Adults

Pos	Name	Qualifying	F1	GC	F1	GC	Total
			Fastest Laps	Fastest Laps	Race Laps	Race Laps	
1	L Pateman	31	43	64	27	47	212
2	S Goodlip	21	35	10	31	17	114
3	A Smith	25	13	25	12	23	98
4	N Sismey	15	8	11	15	16	65
5	J Sismey	15	7	8	14	13	57
6	M Chadwick	12			8	9	29
7	W Lander	9	5	3	6		23
8	A McPeake	4	3	5	7		19
8	P Rees	3	3		10	3	19
10	J Tague	4	3	2	3	5	17
11	J Lymer	4	2	1	2	1	10
12	T Baldock	3	1	1	1	2	8
13	L Smith	2	1	3			6
13	A Turnbull	1	2		3		6
15	D Garbett	1		1	2	1	5
15	C Roythorne		2	2		1	5
17	J Neale				2	1	3
17	S Anand	1			1	1	3
17	T Chadwick		1		2		3
17	J Lamb	1		1	1		3
21	M Allsopp				2		2
21	S Lander			1	1		2
21	C Bowles	1	1				2
24	G Peach		1				1
24	D McPeake		1				1
24	J Roythorne				1		1
24	S Pank				1		1
Total		143	122	129	135	134	715

Note: Some Record Can Be Held By More Than One Member - Highlighted Names 2022 Members

Outright Track Record Holders After DHORC 646

Juniors

Pos	Name	Qualifying	F1	GC	F1	GC	Total
			Fastest Laps	Fastest Laps	Race Laps	Race Laps	
1	A Turnbull	31	22	16	34	17	120
2	R Litherland	24	21	26	14	28	113
3	J Sismey	15	15	12	11	17	70
4	A Hall	12	9	7	13	12	53
5	T Chadwick	7	6	10	7	19	49
6	AJ McPeake	10	9	4	9	4	36
7	T Measham	6	4	1	13	3	27
7	J Henry	2	9	5	9	2	27
9	J Mellor	10	4	4	2	4	24
9	L Bowles	9	3	4	2	6	24
11	H Smith	8	4	5	3	3	23
12	M Minnis	6	2	4	2	5	19
13	Z Roythorne	2	2	6		8	18
14	J Pateman	4	4	5	1	3	17
15	B Roythorne	1	1	6		2	10
16	F Holmes	1	3	2	3		9
16	C Brentnall		2	3		4	9
18	A Hughes	2	1	5			8
18	L Smith		4		4		8
20	J Lawson	1	2	1	3		7
21	T Pank		1	3	2		6
21	C Bowles	2	1		1	2	6
23	P Connally		1	3			4
23	R Rees	1	1	1		1	4
23	K Ashworth	1	1	1		1	4
23	L Turnbull	1	1		2		4
27	K Levers		1		1	1	3
28	P Martin		1		1		2
28	N Gull		1		1		2
30	Ca Holland			1			1
30	E Henry		1				1
30	C Clark					1	1
30	K Ali				1		1
30	B Brooks				1		1
30	J Elmore		1				1
30	S Roythorne			1			1
30	A Hartley			1			1
Total		156	138	137	140	143	714

Note: Some Record Can Be Held By More Than One Member - Highlighted Names 2022 Members

DHORC Statistics 2022

Poles		Adult			Junior			Poles	
Records		Name	Total	2022	Name	Total	2022	Records	
All Time		L Pateman	120	8	L Bowles	11	9	All Time	
L Pateman	120	S Goodlip	86	2	H Smith	9	4	R Litherland	61
Season		N Sismey	85		J Lawson	8	3	Season	
S Goodlip	17	A Smith	42	4				L Smith	21
		P Rees	18	1					
		D Garbett	5						
		J Lamb	3						
		G Peach	2						
		A Turnbull	1	1					
		C Bowles	1						
Race Wins		Adult			Junior			Race Wins	
Records		Name	Total	2022	Name	Total	2022	Records	
All Time		L Pateman	113	5	H Smith	11	2	All Time	
L Pateman	113	N Sismey	85	1	L Bowles	11	9	A Hall	49
Season		S Goodlip	83	4	J Lawson	7	4	Season	
W Lander	16	A Smith	37	4	J Thompson	1	1	L Smith	20
		P Rees	28	1				A Hall	20
		D Garbett	4						
		G Peach	3						
		J Lamb	2						
		A Turnbull	2	1					
		R Litherland	1						
Fast Laps		Adult			Junior			Fast Laps	
Records		Name	Total	2022	Name	Total	2022	Records	
All Time		L Pateman	276	8	H Smith	15	5	All Time	
L Pateman	276	S Goodlip	52	5	L Bowles	11	8	J Sismey	59
Season		N Sismey	50		J Lawson	6	3	Season	
L Pateman	19	A Smith	47	4				L Smith	21
A Smith	19	P Rees	12						
		G Peach	3						
		D Garbett	3						
		C Bowles	3						
		J Lamb	2						
		A Turnbull	2						
Race Laps		Adult			Junior			Race Laps	
Records		Name	Total	2022	Name	Total	2022	Records	
All Time		L Pateman	180	6	L Bowles	13	10	All Time	
L Pateman	180	N Sismey	90	1	H Smith	9	2	R Litherland	63
Season		S Goodlip	65	3	J Lawson	7	4	Season	
W Lander	16	A Smith	50	4				A Hall	22
		P Rees	22	1					
		D Garbett	6						
		J Lamb	2						
		G Peach	2						
		A Turnbull	2	1					

Current Members Best Ever Position Records after DHORC 646

Qualifying				Final Position				Fastest Laps				Race Laps			
Pos	Adult	DHORC	Gap	Pos	Adult	DHORC	Gap	Pos	Adult	DHORC	Gap	Pos	Adult	DHORC	Gap
1	L Pateman	646	0	1	L Pateman	646	0	1	L Pateman	646	0	1	L Pateman	646	0
1	S Goodlip	643	3	1	N Sismey	645	1	1	A Smith	644	2	1	N Sismey	645	1
1	A Smith	642	4	1	S Goodlip	643	3	1	S Goodlip	643	3	1	S Goodlip	643	3
1	P Rees	640	6	1	A Smith	642	4	1	A Turnbull	625	21	1	A Smith	642	4
1	A Turnbull	635	11	1	A Turnbull	635	11	1	J Lamb	616	30	1	A Turnbull	635	11
1	D Garbett	625	21	1	P Rees	631	15	1	C Bowles	612	34	1	P Rees	631	15
1	J Lamb	616	30	1	R Litherland	624	22	1	L Smith	591	55	1	D Garbett	611	35
1	N Sismey	613	33	1	D Garbett	611	35	1	D Garbett	582	64	1	L Smith	579	67
1	L Smith	591	55	1	L Smith	566	80	1	G Peach	565	81	1	G Peach	565	81
1	G Peach	565	81	1	J Lamb	538	108	1	N Sismey	511	135	1	J Lamb	538	108
1	C Bowles	563	83	1	G Peach	537	109	1	P Rees	497	149	2	R Litherland	624	22
2	R Litherland	624	22	2	C Bowles	600	46	2	R Litherland	624	22	2	C Bowles	139	507
4	D Edwards	581	65	3	D Turnbull	527	119	3	C Cooper	639	7	3	D Edwards	599	47
4	R Masters	279	367	3	R Masters	433	213	3	R Masters	382	264	3	R Masters	433	213
5	S Gray	627	19	4	S Smith	537	109	4	D Turnbull	564	82	4	L Blacker	642	4
5	D Turnbull	539	107	5	S Gray	627	19	5	D Edwards	541	105	4	S Smith	537	109
6	L Edwards	512	134	5	D Edwards	581	65	5	L Blacker	621	25	5	C Cooper	627	19
7	R Lawson	629	17	6	R Lawson	530	116	6	S Gray	635	11	5	D Turnbull	596	50
7	S Smith	538	108	6	L Edwards	512	134	6	L Edwards	512	134	6	R Lawson	530	116
8	C Cooper	628	18	8	L Blacker	631	15	8	S Smith	537	109	7	S Gray	627	19
9	L Blacker	602	44	8	C Cooper	630	16	8	R Lawson	530	116	9	S Kerr	643	3
10	A Thompson	646	0	12	M Dutton	643	3	11	M Dutton	646	0	9	L Edwards	637	9
10	S Kerr	643	3	13	A Thompson	645	1	11	S Kerr	643	3	12	M Dutton	645	1
11	M Dutton	645	1	16	S Kerr	643	3	12	A Thompson	644	2	12	A Thompson	479	167
1	L Bowles	646	0	1	L Bowles	646	0	1	L Bowles	646	0	1	L Bowles	646	0
1	H Smith	644	2	1	H Smith	644	2	1	H Smith	644	2	1	H Smith	644	2
1	J Lawson	633	13	1	J Lawson	643	3	1	J Lawson	633	13	1	J Lawson	643	3
2	J Thompson	636	10	1	J Thompson	640	6	2	E Doyle	646	0	2	J Thompson	636	10
3	E Doyle	646	0	3	T Kerr	640	6	2	J Thompson	636	10	3	E Doyle	646	0
3	T Kerr	643	3	4	E Doyle	644	2	3	T Kerr	643	3	4	T Kerr	640	6

Distance Covered In DHORC Club Championship 2022

Pos	Competitor	Class	Laps	Feet	Feet / Race	Miles	Races
1	A Turnbull	A	1,676.5	150,496	2,551	28.5	59
2	P Rees	A	1,630.5	145,934	2,560	27.6	57
3	L Pateman	A	1,601.1	142,778	2,694	27.0	53
4	N Sismey	A	1,525.6	135,823	2,515	25.7	54
5	D Garbett	A	1,480.4	132,276	2,362	25.1	56
6	A Smith	A	1,443.6	131,189	2,791	24.8	47
7	S Goodlip	A	1,458.4	128,219	2,514	24.3	51
8	L Blacker	A	1,431.7	127,751	2,129	24.2	60
9	G Peach	A	1,375.4	124,407	2,439	23.6	51
10	C Bowles	A	1,329.5	120,518	2,511	22.8	48
11	S Gray	A	1,292.0	115,193	2,057	21.8	56
12	D Turnbull	A	1,183.1	104,183	2,217	19.7	47
13	L Bowles	J	909.0	82,122	2,053	15.6	40
14	R Litherland	A	852.4	78,772	2,387	14.9	33
15	A Thompson	A	785.0	71,781	1,795	13.6	40
16	J Thompson	A	746.0	68,287	1,626	12.9	42
17	D Edwards	A	723.8	67,589	2,253	12.8	30
18	S Smith	A	746.5	67,089	2,033	12.7	33
19	L Smith	A	703.9	63,746	2,452	12.1	26
20	C Cooper	A	704.8	63,037	1,970	11.9	32
21	H Smith	J	642.2	57,442	2,052	10.9	28
22	J Lawson	J	648.3	57,345	1,977	10.9	29
23	J Lamb	A	654.9	57,104	2,115	10.8	27
24	R Lawson	A	642.4	56,543	2,094	10.7	27
25	M Dutson	A	625.4	56,024	1,648	10.6	34
26	L Edwards	A	560.2	50,646	2,110	9.6	24
27	E Doyle	J	505.1	44,875	1,496	8.5	30
28	S Kerr	A	486.9	44,088	2,004	8.4	22
29	T Kerr	J	404.4	36,607	1,525	6.9	24
30	R Masters	A	124.9	10,554	1,759	2.0	6
Pos	Competitor	Class	19,974.2	1,791,443.6	2,382	339.3	752

Next Circuit



Where Do We Race Next?
What Are The Records?
Who Has Been On The Podium?

Circuit History

Donington Park is a motorsport circuit located near Castle Donington in Leicestershire, England. The circuit business is now owned by Jonathan Palmer's MotorSport Vision organisation, and the surrounding Donington Park Estate, still owned by the Wheatcroft family, is currently under lease by MotorSport Vision until 2038.[2] It has a capacity of 120,000.

Originally part of the Donington Hall estate, it was created as a racing circuit during the period between the First and Second World Wars when the German Silver Arrows were battling for the European Championship. Used as a military vehicle storage depot during the Second World War, it fell into disrepair until bought by local construction entrepreneur Tom Wheatcroft. Revived under his ownership in the 1970s, it hosted a single Formula One race in 1993, but became the favoured home of the British round of the MotoGP motorcycling championship.

Leased by Donington Ventures Leisure Ltd in 2007 the hope that Formula One racing could return to the track, the incomplete venture failed to raise sufficient financial backing during the aftermath of the 2008 global financial crisis. DVLL consequently lost the rights to the British rounds of both Formula 1 and MotoGP, and in its bankruptcy returned the track to the Wheatcroft family in December 2009.

Under Wheatcroft's ownership, the venue underwent significant work, with the track restored to use in autumn 2010, before major upgrades in the following five years. At the end of 2010, it was announced that Donington would become home to an annual historic motorsport event, the Donington Historic Festival, with new events constantly being added. Since 2010, significant investment across the venue has seen major improvements made to its infrastructure, while the circuit has become a regular fixture for top class motorcycling in the form of the Superbike World Championship.

In January 2017, the circuit business and a long term lease on the estate was purchased by MotorSport Vision, with the purchase cleared by authorities in August of the same year. Significant investment has seen facilities at the venue brought up to modern standards, with a new restaurant, toilet blocks, large new grandstand and new circuit offices, as well as other detail changes. As well as improving the infrastructure, MSV made additions to the race calendar, with additional major events planned for 2019 which included extra rounds of the British Superbike Championship and British GT.



Rounds 3&4

Donington Park (UK)

Rounds 17&18

Previous Results

	Adults			1st	2nd	3rd
DHRC 19	14-Sep	1993	92'7"	J Neale	N Sismey	J Tague
DHRC 20	05-Oct	1993	92'7"	J Tague	N Sismey	D Brentnall
DHRC 21	29-Oct	1993	92'7"	J Tague	A Smith	N Sismey
DHRC 22	16-Nov	1993	92'7"	J Tague	A McPeake	J Neale
DHRC 77	11-Mar	1997	92'7"	N Sismey	S Goodlip	M Chadwick
DHRC 97	10-Mar	1998	92'7"	P Rees	N Sismey	A McPeake
DHRC 117	09-Mar	1999	92'7"	P Rees	N Sismey	A McPeake
DHRC 137	07-Mar	2000	92'7"	M Chadwick	T Dingley	J Tague
DHRC 244	22-Feb	2005	92'7"	M Chadwick	W Lander	D McPeake
DHRC 330	13-Jan	2009	66'3"	J Sismey	A McPeake	N Sismey
DHRC 378	11-Jan	2011	66'3"	M Chadwick	A McPeake	L Smith
DHRC 430	15-Jan	2013	66'3"	J Sismey	L Pateman	S Anand
DHRC 500	22-Aug	2015	116'1"	T Baldock	S Goodlip	N Sismey
DHRC 543	21-Mar	2017	66'3"	D Garbett	P Rees	S Goodlip
DHRC 633 F1	01-Feb	2022	84'6"	A Smith	P Rees	S Goodlip
DHRC 634 GC	01-Feb	2022	84'6"	L Pateman	A Smith	R Litherland
DHRC 647 F1	19-Jul	2022	84'6"			
DHRC 648 GC	19-Jul	2022	84'6"			

	Juniors			1st	2nd	3rd
DHRC 19	14-Sep	1993	92'7"	M Minnis	C Davenport	K Schofield
DHRC 20	05-Oct	1993	92'7"	AJ McPeake	M Minnis	C Davenport
DHRC 21	29-Oct	1993	92'7"	M Minnis	AJ McPeake	C Davenport
DHRC 22	16-Nov	1993	92'7"	M Minnis	C Davenport	K Schofield
DHRC 77	11-Mar	1997	92'7"	C Brentnall	J Henry	J Watson
DHRC 97	10-Mar	1998	92'7"	C Brentnall	C Bowles	G Haddon
DHRC 117	09-Mar	1999	92'7"	J Henry	C Brentnall	P Connally
DHRC 137	07-Mar	2000	92'7"	J Henry	P Connally	T Pank
DHRC 244	22-Feb	2005	92'7"	T Chadwick	J Sismey	K Ali
DHRC 330	13-Jan	2009	66'3"	L Smith	K Cook	R Cook
DHRC 378	11-Jan	2011	66'3"	K Levers	J Mellor	J Pateman
DHRC 430	15-Jan	2013	66'3"	J Mellor	J Pateman	J Lister
DHRC 500	22-Aug	2015	116'1"	A Hall	A Turnbull	Z Roythorne
DHRC 543	21-Mar	2017	66'3"	A Turnbull	R Litherland	F Holmes
DHRC 633 F1	01-Feb	2022	84'6"	J Lawson	L Bowles	H Smith
DHRC 634 GC	01-Feb	2022	84'6"	L Bowles	J Lawson	H Smith
DHRC 647 F1	19-Jul	2022	84'6"			
DHRC 648 GC	19-Jul	2022	84'6"			

Circuit Records

Lap Length 84'6"

Qualifying

F1	L Pateman	01Feb22
	58.1 Laps	
GC	L Pateman	01Feb22
	77.5 Laps	

Fastest Laps

F1	S Goodlip	01Feb22
	5.25 secs	
GC	L Pateman	01Feb22
	A Smith	01Feb22
	3.99 secs	

Race Laps

F1	A Smith	01Feb22
	30.3 Laps	
GC	L Pateman	01Feb22
	41.9 Laps	

Final Points

5.5 Points	P Rees	22Feb05
------------	--------	---------



DHORC 647 & 648

Donington Park Best Off Chart 1

Qualifying Combined					Final Points			
Pos	Adult	Laps	MPH	Date	Pos	Adult	Pts	Date
1	L Pateman	N/A	N/A	N/A	1	G Peach (M)	5.0	01-Feb-22
1	A Smith (M)	N/A	N/A	N/A	1	D Garbett (M)	5.0	01-Feb-22
1	P Rees (M)	N/A	N/A	N/A	3	C Cooper	3.5	01-Feb-22
1	N Sismey (M)	N/A	N/A	N/A	4	S Goodlip	3.0	01-Feb-22
1	S Goodlip	N/A	N/A	N/A	4	R Litherland	3.0	01-Feb-22
1	A Turnbull	N/A	N/A	N/A	6	S Gray (M)	2.5	01-Feb-22
1	R Litherland	N/A	N/A	N/A	6	C Bowles	2.5	01-Feb-22
1	S Gray (M)	N/A	N/A	N/A	6	S Smith	2.5	01-Feb-22
1	C Bowles	N/A	N/A	N/A	9	A Smith (M)	2.0	01-Feb-22
1	D Edwards	N/A	N/A	N/A	9	L Pateman	2.0	01-Feb-22
1	G Peach (M)	N/A	N/A	N/A	11	P Rees (M)	1.5	01-Feb-22
1	R Lawson	N/A	N/A	N/A	11	N Sismey (M)	1.5	01-Feb-22
1	D Turnbull	N/A	N/A	N/A	11	D Edwards	1.5	01-Feb-22
1	L Blacker	N/A	N/A	N/A	11	L Blacker	1.5	01-Feb-22
1	L Edwards	N/A	N/A	N/A	11	J Lamb	1.5	01-Feb-22
1	S Smith	N/A	N/A	N/A	11	L Edwards	1.5	01-Feb-22
1	R Masters (M)	N/A	N/A	N/A	11	R Masters (M)	1.5	01-Feb-22
1	D Garbett (M)	N/A	N/A	N/A	11	R Lawson	1.5	01-Feb-22
1	C Cooper	N/A	N/A	N/A	11	D Turnbull	1.5	01-Feb-22
1	J Lamb	N/A	N/A	N/A	20	A Turnbull	0.5	01-Feb-22
Pos	Junior	Laps	MPH	Date	Pos	Junior	Pts	Date
1	J Lawson	N/A	N/A	N/A	1	J Lawson	2.0	01-Feb-22
1	L Bowles	N/A	N/A	N/A	1	L Bowles	2.0	01-Feb-22
1	H Smith	N/A	N/A	N/A	3	H Smith	1.0	01-Feb-22



Donington Park Best Off Chart 2 - F1

Qualifying					Fastest Laps					Race Laps				
Pos	Adult	Laps	MPH	Date	Pos	Adult	Time	MPH	Date	Pos	Adult	Laps	MPH	Date
1	L Pateman	58.1	9.298	01-Feb-22	1	S Goodlip	5.25	10.974	01-Feb-22	1	A Smith (M)	30.3	9.698	01-Feb-22
2	A Smith (M)	55.6	8.898	01-Feb-22	2	L Pateman	5.31	10.850	01-Feb-22	2	L Pateman	29.4	9.410	01-Feb-22
3	P Rees (M)	55.0	8.802	01-Feb-22	3	A Smith (M)	5.34	10.789	01-Feb-22	3	S Goodlip	29.2	9.346	01-Feb-22
4	N Sismey (M)	54.9	8.786	01-Feb-22	4	G Peach (M)	5.58	10.325	01-Feb-22	4	P Rees (M)	29.1	9.314	01-Feb-22
5	S Goodlip	54.4	8.706	01-Feb-22	5	C Bowles	5.65	10.197	01-Feb-22	4	N Sismey (M)	29.1	9.314	01-Feb-22
6	A Turnbull	50.4	8.066	01-Feb-22	5	D Garbett (M)	5.65	10.197	01-Feb-22	6	G Peach (M)	27.8	8.898	01-Feb-22
7	R Litherland	49.1	7.858	01-Feb-22	7	P Rees (M)	5.72	10.072	01-Feb-22	7	D Garbett (M)	26.8	8.578	01-Feb-22
8	S Gray (M)	48.1	7.698	01-Feb-22	8	D Edwards	5.73	10.055	01-Feb-22	8	A Turnbull	26.7	8.546	01-Feb-22
9	C Bowles	47.2	7.554	01-Feb-22	9	N Sismey (M)	5.89	9.782	01-Feb-22	9	R Litherland	26.2	8.386	01-Feb-22
10	D Edwards	46.2	7.394	01-Feb-22	10	A Turnbull	5.93	9.716	01-Feb-22	9	S Gray (M)	26.2	8.386	01-Feb-22
11	G Peach (M)	45.7	7.314	01-Feb-22	11	R Litherland	6.06	9.507	01-Feb-22	11	C Bowles	26.1	8.354	01-Feb-22
12	R Lawson	45.6	7.298	01-Feb-22	12	S Gray (M)	6.18	9.323	01-Feb-22	12	D Edwards	25.9	8.290	01-Feb-22
13	D Turnbull	45.2	7.234	01-Feb-22	13	L Blacker	6.40	9.002	01-Feb-22	13	L Blacker	25.5	8.162	01-Feb-22
14	L Blacker	44.6	7.138	01-Feb-22	14	R Lawson	6.51	8.850	01-Feb-22	14	R Lawson	24.3	7.778	01-Feb-22
15	L Edwards	41.7	6.674	01-Feb-22	15	S Smith	6.55	8.796	01-Feb-22	15	L Edwards	23.6	7.554	01-Feb-22
16	S Smith	40.8	6.530	01-Feb-22	15	C Cooper	6.55	8.796	01-Feb-22	16	D Turnbull	23.5	7.522	01-Feb-22
17	R Masters (M)	40.4	6.466	01-Feb-22	17	D Turnbull	6.62	8.703	01-Feb-22	17	C Cooper	23.1	7.394	01-Feb-22
18	D Garbett (M)	39.0	6.241	01-Feb-22	18	J Lamb	6.80	8.473	01-Feb-22	17	J Lamb	23.1	7.394	01-Feb-22
19	C Cooper	37.5	6.001	01-Feb-22	19	L Edwards	6.83	8.435	01-Feb-22	19	R Masters (M)	22.3	7.138	01-Feb-22
20	J Lamb	35.0	5.601	01-Feb-22	20	R Masters (M)	7.33	7.860	01-Feb-22	20	S Smith	21.9	7.010	01-Feb-22
Pos	Junior	Laps	MPH	Date	Pos	Junior	Time	MPH	Date	Pos	Junior	Laps	MPH	Date
1	J Lawson	43.1	6.898	01-Feb-22	1	J Lawson	6.29	9.160	01-Feb-22	1	J Lawson	25.3	8.098	01-Feb-22
2	L Bowles	39.2	6.273	01-Feb-22	2	L Bowles	6.61	8.716	01-Feb-22	2	L Bowles	22.1	7.074	01-Feb-22
3	H Smith	33.5	5.361	01-Feb-22	3	H Smith	6.74	8.548	01-Feb-22	3	H Smith	17.9	5.729	01-Feb-22

Donington Park Best Off Chart 3 - GC

Qualifying					Fastest Laps					Race Laps				
Pos	Adult	Laps	MPH	Date	Pos	Adult	Time	MPH	Date	Pos	Adult	Laps	MPH	Date
1	L Pateman	77.5	12.403	01-Feb-22	1	L Pateman	3.99	14.440	01-Feb-22	1	L Pateman	41.9	13.411	01-Feb-22
2	A Smith (M)	74.4	11.907	01-Feb-22	1	A Smith (M)	3.99	14.440	01-Feb-22	2	A Smith (M)	39.1	12.515	01-Feb-22
3	S Goodlip	69.6	11.139	01-Feb-22	3	G Peach (M)	4.34	13.275	01-Feb-22	3	S Goodlip	36.7	11.747	01-Feb-22
4	R Litherland	67.6	10.819	01-Feb-22	4	J Lamb	4.42	13.035	01-Feb-22	4	R Litherland	35.2	11.267	01-Feb-22
5	P Rees (M)	65.0	10.402	01-Feb-22	5	R Litherland	4.45	12.947	01-Feb-22	5	G Peach (M)	34.9	11.171	01-Feb-22
6	N Sismey (M)	64.7	10.354	01-Feb-22	6	D Garbett (M)	4.46	12.918	01-Feb-22	6	P Rees (M)	34.4	11.011	01-Feb-22
7	C Bowles	62.9	10.066	01-Feb-22	7	S Goodlip	4.53	12.718	01-Feb-22	7	N Sismey (M)	34.3	10.979	01-Feb-22
8	D Garbett (M)	61.7	9.874	01-Feb-22	8	P Rees (M)	4.72	12.206	01-Feb-22	8	C Bowles	32.8	10.498	01-Feb-22
9	A Turnbull	61.3	9.810	01-Feb-22	9	C Bowles	4.73	12.180	01-Feb-22	9	J Lamb	32.3	10.338	01-Feb-22
10	G Peach (M)	60.6	9.698	01-Feb-22	10	D Edwards	4.76	12.104	01-Feb-22	10	A Turnbull	32.2	10.306	01-Feb-22
11	D Turnbull	56.8	9.090	01-Feb-22	11	C Cooper	4.77	12.078	01-Feb-22	11	D Garbett (M)	32.1	10.274	01-Feb-22
12	J Lamb	56.6	9.058	01-Feb-22	12	A Turnbull	4.78	12.053	01-Feb-22	12	C Cooper	31.9	10.210	01-Feb-22
13	R Lawson	55.4	8.866	01-Feb-22	13	N Sismey (M)	4.84	11.904	01-Feb-22	13	D Turnbull	30.9	9.890	01-Feb-22
14	C Cooper	52.2	8.354	01-Feb-22	14	D Turnbull	4.92	11.710	01-Feb-22	13	R Lawson	30.9	9.890	01-Feb-22
15	D Edwards	50.4	8.066	01-Feb-22	15	S Smith	5.11	11.275	01-Feb-22	13	S Smith	30.9	9.890	01-Feb-22
16	S Gray (M)	50.1	8.018	01-Feb-22	16	R Lawson	5.14	11.209	01-Feb-22	16	D Edwards	30.2	9.666	01-Feb-22
17	L Edwards	49.6	7.938	01-Feb-22	17	L Blacker	5.73	10.055	01-Feb-22	17	L Edwards	27.3	8.738	01-Feb-22
18	L Blacker	49.1	7.858	01-Feb-22	18	L Edwards	5.79	9.951	01-Feb-22	18	L Blacker	27.1	8.674	01-Feb-22
19	S Smith	48.6	7.778	01-Feb-22	19	S Gray (M)	6.01	9.586	01-Feb-22	19	S Gray (M)	26.5	8.482	01-Feb-22
20	R Masters (M)	42.1	6.738	01-Feb-22	20	R Masters (M)	6.24	9.233	01-Feb-22	20	R Masters (M)	23.0	7.362	01-Feb-22
Pos	Junior	Laps	MPH	Date	Pos	Junior	Time	MPH	Date	Pos	Junior	Laps	MPH	Date
1	L Bowles	55.5	8.882	01-Feb-22	1	L Bowles	5.12	11.253	01-Feb-22	1	L Bowles	29.7	9.506	01-Feb-22
2	H Smith	51.4	8.226	01-Feb-22	2	J Lawson	5.26	10.953	01-Feb-22	2	J Lawson	28.5	9.122	01-Feb-22
3	J Lawson	46.6	7.458	01-Feb-22	3	H Smith	5.66	10.179	01-Feb-22	3	H Smith	26.2	8.386	01-Feb-22



Email: razor_lexan@outlook.com

Post & Packaging Costs for up to 10 Bodies & Clips
UK from £4.00 Europe from £6.00 USA from £8.00



LEXAN BODY CATALOGUE





























<p>Legends</p> <p>SWB = 38mm (1.5") between axle centres LWB = 41mm (1.6") between axle centres Mega G = 43mm (1.7") between axle centres</p>	 AC Cobra Concept car Convertible SWB 28mm Clip	 Acura NSX Concept Car 2012 LWB 30mm Clip	 Acura NSX GT3 2017 LWB 30mm Clip	 Alfa Romeo 155 Touring Car LWB 29mm Clip
 Alfa Romeo 4C SWB 30mm Clip	 Alfa Romeo 8C Competizione SWB or LWB 28mm Clip	 Alfa Romeo BTCC LWB 30mm Clip	 Alfa Romeo SZ Mega G/G+ 31mm Clip	 Alfa Romeo TZ3 Corsa SWB 29mm Clip
 Aston Martin DBR 9 Mega G/G+ 30mm Clip	 Aston Martin DBS LWB 28mm Clip	 Aston Martin Vantage GTe LWB 26mm Clip	 Audacious (Hot Wheels) LWB 28mm Clip	 Audi R8 GT Mega G/G+ 31mm Clip

				
Audi R8 GT3 LWB 31mm Clip	Audi R10 Tdi (LMP) LWB 33mm Body Pins (Rec)	Audi S3 BTCC LWB 27mm Clip	Austin Mini Cooper SWB 28mm Clip	Bentley Continental GT3 LWB 30mm Clip
				
BMW 2002tii 1974 LWB 26mm Clip	BMW 3.0 CSL 1973 LWB 27mm Clip	BMW 320i Turbo Grp 5 SWB 27mm Clip	BMW i8 LWB or Mega G/G+ 29mm Clip	BMW 1 Series BTCC LWB 29mm Clip
				
BMW M1 SWB 30mm Clip	BMW M3 GT2 LWB 27mm Clip	BMW M3 GTr 1994 LWB 27mm Clip	BMW Z4 GT3 LWB 27mm Clip	BMW Z8 Convertible LWB 30mm Clip
				
Boneshaker (Hot Wheels) Funny Car LWB 23mm Clip	Bugatti EB110 SWB 32mm Clip	Bugatti Veyron LWB 31mm Clip	Chevrolet Nastruck Pick Up LWB 30mm Clip	Chevron B19 SWB 29mm Clip
				
Chevron B19.L LWB 29mm Clip	Corvette C5R GT SWB 30mm Clip	Corvette C7R GT LWB 26mm Clip	Corvette C7R GT 2017 LWB 31mm Clip	Corvette Daytona Prototype SWB 30mm Clip
				
Corvette Stingray 1969 SWB 30mm Clip	Corvette Stingray 2014 LWB 29mm Clip	Corvette Stingray Convertible 1967 Mega G/G+ 31mm Clip	Corvette Stingray Convertible 2014 LWB 29mm Clip	

				
Datsun S30 Fairlady Z 1975 SWB 26mm Clip	Datsun 240Z LWB 27mm Clip	Datsun 240Z SWB 27mm Clip	De Tomaso Pantera GTS LWB 31mm Clip	Dodge Challenger LWB 31mm Clip
				
Dodge Challenger Mega G/G+ 29mm Clip	Dodge Viper 1996 LWB 31mm Clip	Dodge Viper SRT LWB 27mm Clip		
				
Ferrari 250 GT Berlinetta Lusso 1964 SWB 30mm Clip	Ferrari 250 GTO LWB 29mm Clip	Ferrari 308 Gtb LWB 28mm Clip	Ferrari 330 P4 LWB 31mm Clip	Ferrari 333 SP LWB 29mm Clip
				
Ferrari 360 Mega G/G+ 30mm Clip	Ferrari 365 GTb Daytona SWB 28mm Clip	Ferrari 458 Gtb LWB 30mm Clip	Ferrari 488 Gte LWB 29mm Clip	Ferrari 512 LM SWB or LWB 29mm Clip
				
Ferrari 575 Gtc LWB 30mm Clip	Ferrari 599 GTb LWB 30mm Clip	Ferrari 612 Can Am SWB 32mm Clip	Ferrari F40 SWB 29mm Clip	Ferrari F40 (Tyco) SWB 32mm Clip

				
Ferrari LaFerrari LWB 28mm Clip	Ferrari Testarossa SWB 32mm Clip			
				
Ford Boss Mustang Mega G/G+ 30mm Clip	Ford Capri SWB 30mm Clip	Ford Custom Van LWB 30mm Clip	Ford Escort SWB 29mm Clip	Ford Fiesta 2012 LWB 26mm Clip
				
Ford Focus RS BTCC LWB 29mm Clip	Ford Focus RS LWB 29mm Clip	Ford GT 2006 LWB 29mm Clip	Ford GT 2016 LWB Body Pins Only	Ford GT40 SWB 29mm Clip
				
Ford Mustang 2005 LWB 27mm Clip	Ford Mustang Custom 2012 LWB or Mega G/G+ 28mm Clip	Ford Mustang 2013 LWB 31mm Clip	Ford P68 Grp 6 LWB 33mm Clip	Ford Shelby GR-1 Concept car LWB 29mm Clip
				
Ford Thunderbird Nascar LWB or Mega G/G+ 30mm Clip	Funny Car Pink Panther LWB 29mm Clip		Greenwood Corvette 1977 LWB or Mega G/G+ 25mm Clip	
				
Honda Civic BTCC LWB 28mm Clip	Honda Integra LWB 28mm Clip	Honda NSX JGTC LWB 30mm Clip	Honda S 2000 SWB 26mm Clip	

				
Jaguar D Type LWB 30mm Clip	Jaguar XJ 220 LWB or Mega G/G+ 29mm Clip	Jaguar XJ 220 Micro Scalextric LWB 32mm Clip	Jaguar XJR 5 (Grp44) SWB 32mm Clip	Jaguar XJR 9 (Grp C) SWB or LWB 33mm Clip
				
Jaguar XKR GT3 LWB 30mm Clip		Koenigsegg CCX LWB 30mm Clip		
				
Lamborghini Aventador LWB 31mm Clip	Lamborghini Contach SWB 29mm Clip	Lamborghini Huracan GT3 LWB or Mega G/G+ 32mm Clip	Lamborghini Miura Concept LWB 30mm Clip	Lamborghini Miura Jota SWB 28mm Clip
				
Lamborghini Murcielago LWB 31mm Clip	Lamborghini Reventon LWB 30mm Clip	Lancia LC 2 SWB 31mm Clip	Lancia Stratos SWB 28mm Clip	Legend Race Car SWB 24mm Clip
				
LMP 3 Race Car LWB 33mm Body Pins (Rec)	Lotus Elise/Exige LWB 27mm Clip	Lotus Europa LWB 31mm Clip		
				
Marcos LM 600 SWB 30mm Clip	Matchbox Hi Tailer LWB 33mm Clip	Mazda 787b (Grp C) LWB 30mm Clip	Mazda MX5 SWB 28mm Clip	Mazda RX 7 SWB 27mm Clip

				
McLaren F1 Gtr LWB 28mm Clip	McLaren F1 GTr Long Tail LWB 28mm Clip	McLaren Mercedes SLR LWB or Mega G/G+ 31mm Clip	McLaren MP4 12C GT3 LWB 28mm Clip	McLaren P1 LWB 29mm Clip
				
Mercedes CLK GTB LWB 30mm Clip	Mercedes DTM Car LWB 30mm Clip	Mercedes GLK Class SUV LWB 29mm Clip	Mercedes SLS GT3 LWB or Mega G/G+ 31mm Clip	MG 6 GT BTCC LWB 28mm Clip
				
Mini Mini Cooper LWB 27mm Clip	Mitsubishi Lancer EVO Mega G/G+ 29mm Clip	Morris Minor LWB 27mm Clip	Mustang GT 500 1967 SWB 30mm Clip	Mustang Mach 1 SWB 30mm Clip
				
Nissan 300 ZX SWB 31mm Clip	Nissan / Datsun Fairlady 2000 LWB 26mm Clip	Nissan GTr LWB 29mm Clip	Nissan March 86G (GTP) SWB or LWB 31mm Clip	Nissan Nismo GT3 LWB 29mm Clip
				
Nissan R381 SWB 28mm Clip	Nissan R390 GT LWB 32mm Clip	Nissan R89C 1989 LWB 32mm Clip	Nissan Skyline GT-R 1977 LWB 27mm Clip	Nissan Skyline R32 SWB 30mm Clip
				
Nissan Grp C SWB or LWB 32mm Clip				

				
Pagani Huayra LWB 29mm Clip	Pagini Zonda C12 LWB 30mm Clip	Panoz GTR-1 LWB or Mega G/G+ 28mm Clip	Panoz LMP-1 1999 LWB 32mm Clip	Peugeot 905 (Grp C) SWB or LWB 31mm Clip
				
Peugeot 908 (LMP) LWB or Mega G/G+ 33mm Body Pins (Rec)	Plymouth Superbird 1970 LWB or Mega G/G+ 30mm Clip	Pontiac Firebird 1977 LWB or Mega G/G+ 30mm Clip	Porsche 908 Tyco SWB 29mm Clip	Porsche 908/02 Spider 1969 SWB 31mm Clip
				
Porsche 910 LWB or Mega G/G+ 32mm Clip	Porsche 911 GT1 1977 SWB or LWB 26mm Clip	Porsche 911 GT3 (Wing) SWB 27mm Clip	Porsche 911 GT3 RS LWB 29mm Clip	Porsche 911 (991) Turbo RSR GT LWB 28mm Clip
				
Porsche 914 SWB 28mm Clip	Porsche 917 SWB or LWB 31mm Clip	Porsche 934 turbo RSR SWB 26mm Clip	Porsche 935 Turbo SWB 28mm Clip	Porsche 956/962 (Grp C) Tomy SWB 31mm Clip
				
Porsche 956/962 (Grp C) Tyco LWB 32mm Clip	Porsche 959 SWB 29mm Clip	Porsche Carrera GT LWB or Mega G/G+ 28mm Clip		Racing Truck SWB 32mm Clip
				
Rally Car (Corgi) LWB 27mm Clip	Renault Clio Cup Car LWB or Mega G/G+ 30mm Clip	Renault Clio V6 LWB 29mm Clip	Renault Megane Trophy LWB or Mega G/G+ 30mm Clip	Renault RS01 GT LWB 28mm Clip

				
Saubert Mercedes C11 (Grp C) SWB or LWB 32mm Clip	Shadow Mk 11a LWB 31mm Clip	Shelby Cobra Daytona Coupe 1964 SWB 31mm Clip	Street Hot Rod Mega G/G+ 22mm Clip	Subaru Imprezza Mega G/G+ 30mm Clip
				
Subaru Levorg BTCC LWB 28mm Clip	Tesla Model S LWB 27mm Clip	Tomy Nascar SWB 32mm Clip	Toyota 88C-V (Grp C) SWB or LWB 32mm Clip	Toyota MR2 LWB 28mm Clip
				
Toyota TS 050 (LMP1) LWB 33mm Body Pins (Rec)	Triumph TR 7 LWB 28mm Clip	Tyco Nascar SWB 32mm Clip		Zakspeed Capri Grp 5 SWB or LWB 30mm Clip
				
AFX to Super G Clip	Lexan Clips various sizes Endbell Tool	Set-up/Run-in Block	Personalised Tech Block	Low Viscosity Oil Pinion Removal Fitting tool

3D Printed Items

All clips are now made from Nylon

Body Clips for Mega G / G+ Chassis	£1.00	Pinion Removal / Refitting Tool	£3.50
Body Clips for Super G+ / Viper / BSRT Chassis	£1.00	Car Set Up Block	£8.50
Body Clips for Tomy Turbo F1 Chassis	£1.00	Personalised Set-up Station	£20.00
Lowered Body Clip for Mega G / G+ Chassis	£1.00	End Bell Tool	£3.50
Lowered Body Clip for Super G Chassis	£1.00	Low Viscosity Oil	£4.50

(For mounting hard plastic bodies)

50p Discount available if Clip Purchased with a Body

Where is DHORC?

Derby HO Racing Club

dhore

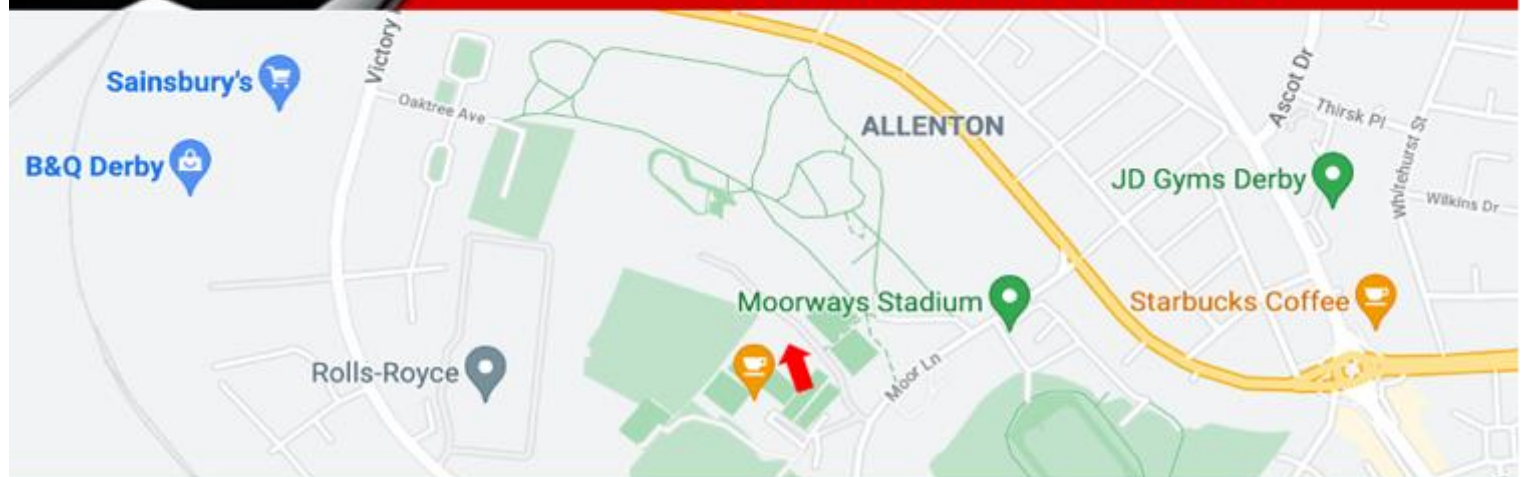
Home of HO Le Mans

Sponsored by
HARDEN CREEK
SLOTCARS

Derby H:O Racing Club
A Record Breaking Club



www.dhorc.co.uk



DHORC's Club Room

DERBY LEISURE
& EVENTS VENUE



Derby Leisure Ltd Table Tennis Room

Derby Leisure Ltd,
Moor Lane, Allenton
Derby, DE24 9HY

Derby HO Racing Club
dhore
Home of HO Le Mans
Carrera
DIGITAL

Nick Sismey
sismey80@hotmail.co.uk
07984 339192