

Visit dhorc.co.uk or Find us on **facebook**

Derby HO Racing Club

dhorc

Home of HO Le Mans

Sponsored by
HARDEN CREEK
SLOT CARS

Club Night

6 4 7

Round 17 **Donington Park-F1** **09 Aug 22**



ADULTS

- 01** A SMITH
- 02** C BOWLES
- 03** P REES

JUNIORS

- 01** J WOODHOUSE
- 02** L BOWLES
- 03** T STEVENSON (NM)

This Week: Happy 30th Birthday DHORC – New Members – New Winner!



About:



History and Key Facts

HO Club founded on 7 July 1992

- DHORC: Derby HO Racing Club ("HO" Is The Scale = 1/64th)
- Section of Derby Leisure Limited, open to all!
- Home of world famous international Le Mans 24 Hour race.
- Smaller scale version of Scalextric, once set up works all night!
- Four-lane circuits
- Computerised timing
- Statistics for every meeting and every member since July 1992
- Over 20 race meetings each year
- 50+ circuit designs, up to 567 feet in length
- Eight-lane routed Rockingham oval
- Two car categories – Tyco open wheel (F1)
 - Tomy SGP, BSRT, VSR enclosed wheel (GC)



ADULTS	JUNIORS
01 S GOODLIP	01 L BOWLES
02 P REES	02 J THOMPSON
03 C BOWLES	03 J LAWSON

This Week: Largest Grid for two years with combined Membership at 83

Carrera Digital Club 1st race 18 January 2022

- 1/32nd Carrera Digital GT Cars
- 12 Evenings a year, minimum 2x15-minute races per driver per evening.
- 4 circuits, 3 evenings per circuit
- Full computerised timing and stats through SmartRace App



The Club Nights and Magazine Coverage

HO

- Racing starts between 18:45 and 19:00 hours – Finished by 21:30 hours
- Minimum of four 3-minute qualifying races & one Final (F1 or GC) for each member
- Championship points for all members
- Race report, news, photos and stats included in HO Magazine

Carrera Digital

- Racing starts between 18:00 and 18:15 hours – Finished by 21:30 hours
- Race report, news, photos and stats included in Carrera Magazine
- Championship points for all members
- Rules & regulations booklet covering all the DHORC rules produced each year
- Great family atmosphere, a help-all culture

Membership Fees, Car Costs and Prizes

- Adult £30 and junior (under 16) £15 for HO & Carrera, £40/£20 combined
- Only £50 Total expenditure for two cars HO Cars, £65 one Carrera
- All cars and spares can be bought at club
- Adult, Masters (over 56), Junior (16 & under) championships



Round 7	Round 8	Round 9
01 D Garbett	01 N Sismey	01 D Garbett
02 N Sismey	02 D Garbett	02 N Sismey
03 A Smith	03 S White	03 S White

This Week: Dave Garbett makes 8 7 wins from 9 starts at Sebring

Championship prizes adult / junior per meeting (Not paid out in 2022)

1 st	£5	£3
2 nd	£3	£2
3 rd	£1	£1



Editorial 647



Congratulations to Jenson Woodhouse for taking his first Junior Club Night win at his first attempt. He becomes only the third Junior to record such a feat. The last time this occurred was on 15Sep09 when James Mellor (below right) took his first win at Rio.

As well as congratulations it was also a big DHORC welcome to Jenson and his dad **Andrew Woodhouse** to the club, racing at their first evening. Younger son **Ellis Woodhouse** also ran as a Non-Member.

We also welcomed Non-Members **Alan** and **Timmy Stevenson**, who I am pleased to say will be joining at the next Club Night in September.



Also congratulations to **Angus Smith** for winning both the Adult and Master class at Donington Park.

DHORC celebrated its 30th anniversary on 07Jul22, thanks to all for your continued support. All 646 Club Nights prior to our birthday are covered in the News & Views.

On a closing note who would have thought we would see a Lewis and a Jenson fighting for F1 race wins at DHORC!

Nick Sismey



Front Cover: Happy Birthday DHORC and congrats to Jenson Woodhouse

Derby HO Racing Club		Committee...2022		Derby HO Racing Club	
Chairman / Treasurer	Nick Sismey	M 07984 339 192		sismey80@hotmail.co.uk	
Vice Chairman	Phil Rees	M 07912 378 652		dhorcman.p.r@ntlworld.com	
Secretary	Laura Edwards	M 07501 217 254		laurabubbles07@hotmail.co.uk	
Spares	Geoff Peach	M 07443 585 902		geoff@geoffpeach.com	
Race Control/Scrutineer	John Lamb	M 07758 917 497		john.lamb22@ntlworld.com	
Race Control	Liam Smith	M 07477 698 158		liam-smith-93@hotmail.co.uk	
Race Control	Darryn Mutch	M 07954 741 677		darrynmutch@live.co.uk	
Scrutineer	Angus Smith	M 07591 813 431		angus@angussmith500.plus.com	
Scrutineer	Dean Garbett	M 07964 854 084		garbettd@sky.com	

ROLLS-ROYCE SLOT CAR MAGAZINE IS PUBLISHED AND COPYRIGHT 2022 BY DHORC, AND NO PORTION MAY BE REPRODUCED OR TRANSMITTED WITHOUT WRITTEN PERMISSION, AND MAY CONTAIN ARTICLES AND GRAPHICS REPRINTED WITH THE PERMISSION OF THE ORIGINAL COPYRIGHT HOLDER, WHO RETAINS ALL RIGHTS,

Contents647

Page	Details
003	Editorial
004	Contents
005	News & Views Including..... <ol style="list-style-type: none">1. Acknowledgements2. Welcome to the Woodhouses and congrats Jensen3. Alan & Timmy to join at Nashville Club Night4. Happy 30th Birthday DHORC - 07Jul225. Updated Razorlite Lexans HO catalogue
006	2022 Calendar
008	2022 Winners & Continuous Club Night Attendance Records
010	DHORC Official Clothing
012	Slot Cars & Spares
024	Race Report – Donington Park F1 – 9th August 2022 - Round 17 of 30 Including..... Page 33 - Race Results
039	Razorlite Lexans HO Catalogue

www.slotcarsdirect.com

Slot Cars Direct are proud to be the HO parts supplier to Derby HO Racing Club, keeping them in Tip Top Form for a great nights racing.



We stock parts for and from manufacturers like:
ViperVSR, WIZZARDHD, Tomy AFX, AuroraAFX, Tyco, Mattel, Matchbox, Ideal TCR, Micro Scalextric, Marchon, Silicone Tyres, Lexan Bodies, B5RT, HC Venom Products, Special Lexan Mounting Clips.

News & Views.....647

1. Acknowledgements for DHORC 647

Phil Rees	Parc Ferme & Everything Else	Chris Bowles	Packing Away
Angus Smith	Setting Up & Packing Away	Lewis Bowles	Packing Away
Macaully Dutson	Setting Up & Packing Away	Stuart Gray	Packing Away
John Lamb	Setting Up	Reuben Litherland	Packing Away
Stuart Gray	Packing Away	Dean Garbett	Packing Away
Dan Turnbull	Race Control & Packing Away	Adam Turnbull	Packing Away
Lewis Blacker	Parc Ferme & Packing Away	Lee Pateman	Packing Away

2. Welcome to the Woodhouses and congrats Jenson

A big DHORC welcome to **Andrew** and **Jenson Woodhouse**. I'm pleased to say that after having a go on our Gazebo track at Donington Park at the British GT Championship on 29May22 they paid us a visit at the Corporate event (see next mag) on 2Aug22 and then joined at DHORC 647. The incredible thing was that Jenson only went and won his first ever Club Night. He becomes only the third Junior to achieve this feat; congrats Jenson! Ellis, Andrew's youngest son, held the Junior record at Donington for a while before it was beaten. He ran as a Non-Member on Tuesday.



Derby HO Racing Club		Calendar 2022			Derby HO Racing Club	
Day	Date	Location	Round	Round	Track	
Tuesday	11-Jan	Table Tennis Room	1 (F1)	2 (GC)	Long Beach (NEW)	
Tuesday	01-Feb	Table Tennis Room	3 (F1)	4 (GC)	Donington Park (NEW)	
Tuesday	22-Feb	Table Tennis Room	5 (F1)	6 (GC)	Nashville (NEW)	
Tuesday	15-Mar	Table Tennis Room	7 (F1)	8 (GC)	Zandvoort (NEW)	
Tuesday	05-Apr	Table Tennis Room	9 (F1)		Mallory Park	
Sat/Sun	23/24Apr	Donington Park	Corporate		British Touring Car Championship	
Tuesday	26-Apr	Table Tennis Room	10 (F1)	11 (GC)	Dijon	
Thursday	05-May	Donington Park	Corporate		Olleco	
Tuesday	17-May	Table Tennis Room	12 (GC)		Knockhill	
Sunday	29-May	Donington Park	Corporate		British GT Championship	
Tuesday	07-Jun	Table Tennis Room	13 (F1)	14 (GC)	Oulton Park (NEW)	
Tuesday	28-Jun	Table Tennis Room	15 (F1)	16 (GC)	Long Beach	
Tuesday	02-Aug	Table Tennis Room	Corporate		Rolls-Royce Trent 7000 Engineering	
Tuesday	09-Aug	Table Tennis Room	17 (F1)	18 (GC)	Donington Park	
Sat/Sun	20/21Aug	Donington Park	Corporate		Convoy In The Park	
Monday	29-Aug	Donington Park	Corporate		Tunerfest	
Tuesday	06-Sep	Table Tennis Room	19 (F1)	20 (GC)	Nashville	
Tuesday	27-Sep	Table Tennis Room	21 (F1)	22 (GC)	Zandvoort	
Sat/Sun	15/16 Oct	Donington Park	Corporate		British GT Championship	
Tuesday	18-Oct	Table Tennis Room	23 (F1)	24 (GC)	Mallory Park	
Tuesday	08-Nov	Table Tennis Room	25 (F1)	26 (GC)	Dijon	
Tuesday	29-Nov	Table Tennis Room	27 (F1)	28 (GC)	Knockhill	
Tuesday	13-Dec	Table Tennis Room	29 (F1)	30 (GC)	Oulton Park	
Derby HO Racing Club		Carrera DIGITAL			Derby HO Racing Club	
Day	Date	Location	Rounds*			Track
Tuesday	18-Jan	Table Tennis Room	1	2	3	Sebring
Tuesday	15-Feb	Table Tennis Room	4	5	6	Sebring
Tuesday	22-Mar	Table Tennis Room	7	8	9	Sebring
Tuesday	29-Mar	Table Tennis Room	Test Night			Sakhir
Tuesday	12-Apr	Table Tennis Room	10	11	12	Sakhir
Tuesday	31-May	Table Tennis Room	13	14	15	Sakhir
Tuesday	21-Jun	Table Tennis Room	16	17	18	Sakhir
Tuesday	26-Jul	Table Tennis Room	Test Night			Daytona Infield
Tuesday	16-Aug	Table Tennis Room	19	20	21	Daytona Infield
Tuesday	23-Aug	Table Tennis Room	22	23	24	Daytona Infield
Tuesday	20-Sep	Table Tennis Room	25	26	27	Daytona Infield
Tuesday	25-Oct	Table Tennis Room	28	29	30	Fuji
Tuesday	22-Nov	Table Tennis Room	31	32	33	Fuji
Tuesday	06-Dec	Table Tennis Room	34	35	36	Fuji

Key:

24 or less HO racers then double finals, 25 and above then single finals

* Could be more than three Digital Rounds on a night, depending on attendance.

Note: 65% of HO Rounds count towards DHORC Championship which equals 20

Note: 65% of Digital Rounds count towards Carrera Championship which equals 23

3. Alan & Timmy to join at Nashville Club Night

As well as our two new Members Andrew and Jenson racing on Tuesday night we also had **Alan** and **Timmy Stevenson** trying out DHORC for the first time. Friends of **Nikki Turnbull**, she was kind enough to arrange their visit to the Donington Park Club Night. I'm pleased to say that they enjoyed themselves so much that they will be joining at the next Club Night at Nashville.



Winners 2022

F1 Qualifies on **Yellow & Red**, GC on **Green & Blue** Lanes up to Round 14

Day	Date	Rnd	Track	Final	Adults	Masters	Juniors	Wooden
Tue	11-Jan	1	Long Beach	F1	P Rees	P Rees	J Lawson	J Lamb
Tue	11-Jan	2	Long Beach	GC	L Pateman	N Sismey	J Lawson	L Blacker
Tue	01-Feb	3	Donington Park	F1	A Smith	A Smith	J Lawson	J Lamb (2)
Tue	01-Feb	4	Donington Park	GC	L Pateman	A Smith	L Bowles	R Masters
Tue	22-Feb	5	Nashville	F1	A Turnbull	N Sismey	L Bowles	A Thompson
Tue	22-Feb	6	Nashville	GC	A Smith	A Smith	L Bowles	A Thompson
Tue	15-Mar	7	Zandvoort	F1	S Goodlip	P Rees	L Bowles	A Thompson
Tue	15-Mar	8	Zandvoort	GC	A Smith	A Smith	L Bowles	A Thompson
Tue	05-Apr	9	Mallory Park	F1	S Goodlip	A Smith	L Bowles	S Kerr
Tue	26-Apr	10	Dijon Prenois	F1	S Goodlip	P Rees (3)	J Thompson	A Thompson
Tue	26-Apr	11	Dijon Prenois	GC	L Pateman	A Smith	H Smith	S Kerr (2)
Tue	17-May	12	Knockhill	GC	A Smith	A Smith	L Bowles	A Thompson
Tue	07-Jun	13	Oulton Park	F1	S Goodlip (4)	N Sismey	J Lawson (4)	A Thompson
Tue	07-Jun	14	Oulton Park	GC	L Pateman	A Smith	H Smith (2)	A Thompson
Tue	28-Jun	15	Long Beach	F1	N Sismey	N Sismey (4)	L Bowles	A Thompson
Tue	28-Jun	16	Long Beach	GC	L Pateman (5)	A Smith	L Bowles (9)	A Thompson (10)
Tue	09-Aug	17	Donington Park	F1	A Smith (5)	A Smith (10)	J Woodhouse	A Woodhouse
Tue	09-Aug	18	Donington Park	GC				
Tue	06-Sep	19	Nashville	F1				
Tue	06-Sep	20	Nashville	GC				
Tue	27-Sep	21	Zandvoort	F1				
Tue	27-Sep	22	Zandvoort	GC				
Tue	18-Oct	23	Mallory Park	F1				
Tue	18-Oct	24	Mallory Park	GC				
Tue	08-Nov	25	Dijon Prenois	F1				
Tue	08-Nov	26	Dijon Prenois	GC				
Tue	29-Nov	27	Knockhill	F1				
Tue	29-Nov	28	Knockhill	GC				
Tue	13-Dec	29	Oulton Park	F1				
Tue	13-Dec	30	Oulton Park	GC				

Race Winners

Adults	Masters	Juniors	Wooden
 Angus Smith Adults	 Angus Smith Masters	 Jenson Woodhouse Juniors	 Andrew Woodhouse Wooden

Continuous Club Night Attendance Records

Members below have built up ten or more continuous Club Night attendances, including DHORC 647:-

Nick Sismey	196 Club Nights	Dean Garbett	35	Phil Rees	34
Adam Turnbull	25	Lewis Blacker	19	Stuart Gray	17
Lee Pateman	17	Angus Smith	15	Macaully Dutson	11
Dan Turnbull	11				

Record Continuous Club Night Attendance Nick Sismey 196

Record Continuous Evening Attendance Nick Sismey 182

Record Continuous Club Night Attendance from 1st Race Martin Allsopp 13

4. Happy 30th Birthday DHORC – 07Jul22

Happy 30th Birthday DHORC! Who would have thought on Tuesday 07Jul92 that DHORC would still be here 30 years later? I'm not sure why we picked a Tuesday night for our Club Night, but it has stuck, with just a few races being held on a Thursday and Friday at Le Mans and Saturday/Sunday at Rockingham. I think we have also run on a Wednesday once but not sure if we have ever run on a Monday! Talking of Le Mans, our very first (below left) was over the weekend of 20/21Jun92, just under three weeks before our first Club Night. Le Mans has changed over the years as shown in the picture below right and so has DHORC, and all for the better!

Three current Members ran at our first Club Night and four ran in our first year. **Phil Rees** has still only missed 15 Club Nights in 30 years while **Lee Pateman** leads all of the Adult records by a country mile. The following pages covers details of all 646 Club Nights to date. In addition adding Carrera Digital to our portfolio in 2022 has been a great success. Thanks to all for your support.

Derby HO Racing Club
dhore
 Home of HO Le Mans
 Sponsored by HARDEN CREEK SLOTCARS
 30th Happy Birthday 30th
 TOMY TYCO Carrera DIGITAL 132
 7 July 1992 – 7 July 2022

Pos	Competitor Name	1st Club Night		Club Nights
		DHORC	Date	
1	P Rees	1	07-Jul-92	631
2	N Sismey	1	07-Jul-92	593
3	A Smith	1	07-Jul-92	145
4	L Pateman	3	01-Sep-92	560
5	S Goodlip	14	01-Jun-93	350
6	C Bowles	43	28-Mar-95	172
7	G Peach	73	07-Jan-97	428
8	R Masters	153	09-Jan-01	279
9	L Smith	295	29-May-07	260
10	D Edwards	413	03-Apr-12	138
11	J Lamb	433	23-Feb-13	179
12	R Litherland	443	21-May-13	179
13	A Thompson	453	29-Oct-13	27
14	A Turnbull	454	07-Nov-13	207
15	D Turnbull	454	07-Nov-13	174
16	L Edwards	482	13-Jan-15	116
17	R Lawson	489	03-Mar-15	86
18	J Lawson	499	18-Aug-15	59
19	D Garbett	507	05-Jan-16	97
20	S Smith	524	26-Jul-16	94
21	H Smith	524	26-Jul-16	91
22	L Bowles	537	25-Feb-17	48
23	S Gray	569	10-Apr-18	65
24	L Blacker	597	30-Apr-19	43
25	C Cooper	625	19-Oct-21	15
26	J Thompson	635	22-Feb-22	12
27	M Dutson	637	15-Mar-22	10
28	E Doyle	639	05-Apr-22	8
29	S Kerr	639	05-Apr-22	6
30	T Kerr	639	05-Apr-22	6



Derby HO Racing Club

dhorc

Home of HO Le Mans *Sponsored by* **HARDEN CREEK**
SLOT CARS

Official Clothing



Please contact Nick Sismey



DHORC Club Night Circuit Statistics Rounds 1 to 54 (1992 - 1995)

Rnd	Date	Circuit	Length Feet	Att	3 Min Races	Laps	Distance		Winners	
							Feet	Miles	Adult	Junior
1	07-Jul-92	Cadwell Park	96.00	23	124	1,776.7	170,563	32	N Sismey	S Slater
2	11-Aug-92	Cadwell Park	96.00	21	112	1,605.5	154,128	29	N Sismey	C Davenport
3	01-Sep-92	Cadwell Park	96.00	30	157	2,454.7	235,651	45	J Tague	S Slater
4	06-Oct-92	Cadwell Park	96.00	36	186	2,905.2	278,899	53	S Revitt	M Minnis
5	17-Nov-92	Cadwell Park	96.00	32	165	2,768.4	265,766	50	N Sismey	S Slater
6	08-Dec-92	Cadwell Park	96.00	34	177	3,034.4	291,302	55	A Smith	S Gillard
7	05-Jan-93	Osterreichring	106.25	33	171	3,078.7	327,112	62	J Tague	C Davenport
8	26-Jan-93	Osterreichring	106.25	36	186	3,346.6	355,576	67	J Neale	AJ McPeake
9	16-Feb-93	Osterreichring	106.25	35	176	3,354.7	356,437	68	J Tague	M Minnis
10	09-Mar-93	Osterreichring	106.25	33	169	3,261.8	346,566	66	N Sismey	M Minnis
11	30-Mar-93	Monaco	111.17	32	165	2,247.1	249,801	47	S Revitt	M Minnis
12	20-Apr-93	Monaco	111.17	31	157	2,219.1	246,688	47	N Sismey	M Minnis
13	11-May-93	Monaco	111.17	29	153	2,207.6	245,410	46	N Sismey	M Minnis
14	01-Jun-93	Monaco	111.17	31	156	2,290.4	254,615	48	N Sismey	M Minnis
15	22-Jun-93	Hungaroring	103.75	32	167	2,591.8	268,899	51	J Tague	K Schofield
16	13-Jul-93	Hungaroring	103.75	35	183	2,897.3	300,595	57	N Sismey	K Schofield
17	03-Aug-93	Hungaroring	103.75	33	168	2,622.6	272,095	52	N Sismey	AJ McPeake
18	24-Aug-93	Hungaroring	103.75	38	182	2,876.9	298,478	57	J Tague	AJ McPeake
19	14-Sep-93	Donington Park	92.58	35	178	3,501.1	340,107	64	J Neale	M Minnis
20	05-Oct-93	Donington Park	92.58	33	167	3,190.8	309,964	59	J Tague	AJ McPeake
21	29-Oct-93	Donington Park	92.58	31	157	2,941.9	285,785	54	J Tague	M Minnis
22	16-Nov-93	Donington Park	92.58	36	178	3,501.3	340,127	64	J Tague	M Minnis
23	04-Jan-94	Interlagos	203.08	33	174	1,413.5	287,110	54	N Sismey	M Minnis
24	28-Jan-94	Interlagos	203.08	36	188	1,563.9	317,659	60	S Goodlip	M Minnis
25	15-Feb-94	Interlagos	203.08	35	182	1,561.4	317,152	60	J Neale	M Minnis
26	08-Mar-94	Interlagos	203.08	38	198	1,726.2	350,626	66	J Tague	M Minnis
27	29-Mar-94	Hameenlinna	122.25	37	195	2,820.5	344,806	65	J Tague	M Minnis
28	19-Apr-94	Hameenlinna	122.25	35	184	2,706.3	330,845	63	J Tague	M Minnis
29	10-May-94	Hameenlinna	122.25	35	183	2,868.0	350,613	66	J Neale	M Minnis
30	31-May-94	Hameenlinna	122.25	33	171	2,672.6	326,725	62	J Neale	AJ McPeake
31	14-Jun-94	Jacarepagua	128.75	35	180	3,158.4	406,644	77	J Tague	AJ McPeake
32	15-Jul-94	Jacarepagua	128.75	30	158	2,826.6	363,925	69	J Tague	K Schofield
33	02-Aug-94	Jacarepagua	128.75	37	191	3,471.5	446,956	85	J Tague	M Minnis
34	23-Aug-94	Jacarepagua	128.75	25	130	2,365.0	304,494	58	J Tague	M Minnis
35	13-Sep-94	Mugello	128.75	30	157	2,273.3	292,687	55	J Neale	M Minnis
36	09-Oct-94	Mugello	128.75	33	174	2,525.7	325,183	62	M Chadwick	M Minnis
37	25-Oct-94	Mugello	128.75	31	162	2,428.7	312,695	59	A McPeake	AJ McPeake
38	15-Nov-94	Mugello	128.75	28	147	2,327.4	299,653	57	A Smith	AJ McPeake
39	03-Jan-95	Suzuka	160.42	26	137	1,533.1	245,935	47	M Chadwick	AJ McPeake
40	24-Jan-95	Suzuka	160.42	30	156	1,819.2	291,831	55	J Tague	AJ McPeake
41	21-Feb-95	Suzuka	160.42	35	181	1,980.1	317,642	60	A Smith	M Minnis
42	07-Mar-95	Suzuka	160.42	36	186	1,793.7	287,740	54	A Smith	M Minnis
43	28-Mar-95	Estoril	143.17	32	165	1,622.7	232,317	44	A McPeake	AJ McPeake
44	18-Apr-95	Estoril	143.17	31	162	1,988.7	284,716	54	J Tague	M Minnis
45	09-May-95	Estoril	143.17	35	182	2,181.6	312,333	59	A Smith	AJ McPeake
46	30-May-95	Estoril	143.17	35	184	2,275.0	325,705	62	A Smith	AJ McPeake
47	20-Jun-95	Magny Cours	146.42	36	183	2,256.6	330,411	63	L Pateman	M Minnis
48	25-Jul-95	Magny Cours	146.42	31	162	2,041.2	298,866	57	N Sismey	M Minnis
49	01-Aug-95	Magny Cours	146.42	26	135	1,812.3	265,352	50	A Smith	M Minnis
50	22-Aug-95	Magny Cours	146.42	29	152	2,044.8	299,394	57	M Chadwick	AJ McPeake
51	12-Sep-95	Spa	119.67	31	163	2,281.6	273,016	52	A Smith	AJ McPeake
52	03-Oct-95	Spa	119.67	35	183	2,767.6	331,171	63	A McPeake	AJ McPeake
53	24-Oct-95	Spa	119.67	34	168	2,516.4	301,339	57	J Tague	AJ McPeake
54	14-Nov-95	Spa	119.67	35	183	2,787.0	333,743	63	J Tague	M Minnis

Slot Cars & Spares



Open Wheel (F1)



		Chassis	£10.00
		Car (+ £7.5 if Painted)	£15.00
		Resin Shell (+ £7.5 if Painted)	£6.00
Pickup Shoes (Pair)	£1.00	Bulkhead	£5.00
Pickup Springs	£0.25	Armature	£4.00
Pinion Gear	£1.00	Crown Gear	£2.00
Front Tyres (Pair)	£1.50	Rear Tyres (Pair)	£2.00
Front Axle	£2.00	Rear Axle	£3.00
Brush Springs (Pair)	£1.00	Guide Pins	£1.00
Brushes (Pair)	£1.00	Traction Magnets (Pair)	£2.00
Motor Magnets (Pair)	£2.45	Brush Tubes (Pair)	£2.00



Enclosed Wheel (GC)

		#902 G3 or VSR Chassis	£30.00 (1st one £20)
		Wet Weather V-Jet	£31.50
		Painted Lexan Body	£7.50+
#250B G3 Pickup Shoes (Pair)	£1.00	#925 G3 Endbell	£6.00
Pickup Springs	£0.25	Armature	£4.00
#417 7T Delrin Pinion Gear	£1.00	24T Delrin Crown Gear	£2.00
SGP Black Pinion	£0.30	Spacer washer	£0.25
#950 G3 Front Tyres (Pair)	£1.50	22T VSR Crown Gear	£2.00
Front Axle, Wheels and Tyres	£4.00	Rear Tyres (Pair)	£2.00
Rear Axle and Washer	£5.50	#941 Guide Pins	£1.00
Rear Double Flanged Hubs (Pair)	£3.50	Front Wheels (Pair)	£2.00
		VSR Pro Blank Chassis	£8.50
		Front Axle, Hubs & 'O' Rings	£3.00



Updated 30Sep18

DHORO Club Night Circuit Statistics Rounds 55 to 112 (1996 - 1998)

Rnd	Date	Circuit	Length Feet	Att	3 Min Races	Laps	Distance		Winners	
							Feet	Miles	Adult	Junior
55	02-Jan-96	Buenos Aires	144.50	25	131	1,716.0	247,962	47	N Sismey	AJ McPeake
56	09-Jan-96	Indianapolis	173.75	37	185	3,177.9	552,160	105	A McPeake	AJ McPeake
57	23-Jan-96	Buenos Aires	144.50	33	171	2,201.7	318,366	60	A McPeake	AJ McPeake
58	13-Feb-96	Buenos Aires	144.50	41	207	2,625.4	379,370	72	J Neale	AJ McPeake
59	05-Mar-96	Buenos Aires	144.50	38	195	2,598.4	375,729	71	M Chadwick	AJ McPeake
60	26-Mar-96	Monza	135.33	37	192	3,058.4	407,073	77	J Tague	AJ McPeake
61	16-Apr-96	Monza	135.33	42	218	3,507.0	466,782	88	N Sismey	M Minnis
62	07-May-96	Monza	135.33	35	181	3,015.2	401,293	76	S Goodlip	AJ McPeake
63	28-May-96	Monza	135.33	39	199	3,347.4	445,506	84	J Neale	AJ McPeake
64	18-Jun-96	Jerez	133.75	34	174	1,888.2	252,547	48	A McPeake	AJ McPeake
65	09-Jul-96	Jerez	133.75	32	165	2,173.3	290,679	55	N Sismey	M Minnis
66	30-Jul-96	Jerez	133.75	23	114	1,529.9	204,624	39	S Goodlip	AJ McPeake
67	20-Aug-96	Jerez	133.75	24	125	1,642.8	219,725	42	N Sismey	P Connally
68	10-Sep-96	Daytona	228.00	32	166	1,427.3	325,424	62	A McPeake	AJ McPeake
69	01-Oct-96	Daytona	228.00	32	163	1,686.8	384,590	73	A McPeake	M Minnis
70	22-Oct-96	Daytona	228.00	32	165	1,663.1	379,187	72	S Goodlip	T Pank
71	12-Nov-96	Daytona	228.00	38	194	1,995.1	454,883	86	S Goodlip	AJ McPeake
72	19-Nov-96	Darlington	139.71	27	141	3,457.4	483,033	91	M Chadwick	C Brentnall
73	07-Jan-97	Osterreichring	106.25	29	149	2,788.8	296,310	56	M Chadwick	T Pank
74	14-Jan-97	Walt Disney World	131.25	30	155	3,078.8	404,093	77	S Goodlip	T Pank
75	28-Jan-97	Monaco	111.17	34	170	2,041.2	226,914	43	S Goodlip	C Bowles
76	18-Feb-97	Hungaroring	103.75	29	151	2,075.8	215,364	41	AJ McPeake	C Brentnall
77	11-Mar-97	Donington Park	92.58	39	198	3,889.2	360,074	68	N Sismey	C Brentnall
78	01-Apr-97	Interlagos	203.08	30	154	1,225.1	248,793	47	M Chadwick	C Bowles
79	29-Apr-97	Hameenlinna	122.25	26	131	1,915.8	234,207	44	M Chadwick	C Brentnall
80	06-May-97	Jacarepagua	128.75	26	136	2,389.0	307,584	58	S Goodlip	J Stevenson
81	27-May-97	Indianapolis	173.75	27	141	2,589.0	449,995	85	L Pateman	J Stevenson
82	03-Jun-97	Mugello	128.75	26	135	1,853.8	238,677	45	M Chadwick	T Pank
83	24-Jun-97	Suzuka	160.42	27	139	1,560.3	250,298	47	S Goodlip	C Bowles
84	15-Jul-97	Estoril	143.17	35	177	2,015.8	288,596	55	N Sismey	C Brentnall
85	05-Aug-97	Magny-Cours	146.42	30	149	1,857.5	271,969	52	M Chadwick	C Bowles
86	26-Aug-97	Spa	119.67	28	144	2,106.0	252,017	48	M Chadwick	C Brentnall
87	16-Sep-97	Buenos Aires	144.50	47	217	2,312.1	334,098	63	M Chadwick	G Haddon
88	07-Oct-97	Monza	135.33	51	237	3,314.8	441,144	84	N Sismey	C Bowles
89	28-Oct-97	Jerez	133.75	25	129	1,720.9	230,170	44	M Chadwick	C Brentnall
90	11-Nov-97	Darlington	139.67	36	187	4,316.7	603,086	114	S Goodlip	J Henry
91	14-Nov-97	Le Mans	199.67	42	205	2,425.3	481,657	91	AJ McPeake	C Brentnall
92	18-Nov-97	Daytona	228.00	35	170	1,726.4	393,619	75	M Chadwick	C Brentnall
93	06-Jan-98	Osterreichring	106.25	30	155	2,996.5	318,378	60	N Sismey	G Haddon
94	13-Jan-98	Walt Disney World	131.25	31	161	3,259.6	427,823	81	S Goodlip	G Haddon
95	27-Jan-98	Monaco	111.17	35	182	2,540.1	282,375	53	N Sismey	T Pank
96	17-Feb-98	Hungaroring	103.75	31	162	2,637.5	273,641	52	N Sismey	C Brentnall
97	10-Mar-98	Donington Park	92.58	42	188	3,212.9	297,460	56	P Rees	C Brentnall
98	31-Mar-98	Interlagos	203.08	29	148	1,280.6	260,068	49	N Sismey	T Pank
99	21-Apr-98	Hameenlinna	122.25	29	151	2,154.5	263,388	50	M Chadwick	J Stevenson
100	12-May-98	Jacarepagua	128.75	31	156	2,679.2	344,946	65	M Chadwick	J Henry
101	27-May-98	Indianapolis	173.75	27	142	2,571.6	446,816	85	A McPeake	C Bowles
102	02-Jun-98	Mugello	128.75	27	141	1,949.8	251,037	48	M Chadwick	T Pank
103	23-Jun-98	Suzuka	160.42	25	129	1,447.7	232,234	44	M Chadwick	J Henry
104	14-Jul-98	Estoril	143.17	29	149	1,776.4	254,322	48	M Chadwick	G Haddon
105	04-Aug-98	Magny-Cours	146.42	44	155	1,763.0	258,148	49	M Chadwick	T Pank
106	25-Aug-98	Spa	119.67	24	124	1,749.0	209,296	40	N Sismey	J Stevenson
107	15-Sep-98	Buenos Aires	144.50	46	178	1,828.0	264,189	50	P Rees	P Connally
108	06-Oct-98	Monza	135.33	34	169	2,670.0	355,265	67	N Sismey	J Stevenson
109	27-Oct-98	Jerez	133.75	28	140	1,803.0	241,191	46	M Chadwick	T Pank
110	10-Nov-98	Darlington	139.67	33	167	3,695.0	516,242	98	P Rees	C Bowles
111	13-Nov-98	Le Mans	199.67	41	205	2,373.0	473,907	90	N Sismey	T Pank
112	17-Nov-98	Daytona	228.00	24	124	1,300.0	296,468	56	S Goodlip	C Bowles

DHORC Club Night Circuit Statistics Rounds 113 to 174 (1999 - 2001)

Rnd	Date	Circuit	Length Feet	Att	3 Min Races	Laps	Distance		Winners	
							Feet	Miles	Adult	Junior
113	05-Jan-99	Osterreichring	106.25	27	139	2,727.6	289,808	55	N Sismey	C Brentnall
114	12-Jan-99	Walt Disney World	131.25	24	123	2,475.9	324,962	62	N Sismey	C Bowles
115	26-Jan-99	Monaco	111.17	33	170	2,372.0	263,688	50	N Sismey	C Bowles
116	16-Feb-99	Hungaroring	103.75	35	183	2,978.8	309,102	59	N Sismey	C Brentnall
117	09-Mar-99	Donington Park	92.58	32	165	3,306.0	299,626	57	P Rees	J Henry
118	30-Mar-99	Interlagos	203.08	25	130	1,041.9	196,198	37	N Sismey	C Bowles
119	20-Apr-99	Hameenlinna	122.25	32	166	1,919.8	234,696	44	A Mcpeake	J Henry
120	11-May-99	Jacarepagua	128.75	38	188	3,019.3	388,735	74	N Sismey	J Henry
121	25-May-99	Indianapolis	173.75	27	140	2,418.5	408,578	77	L Pateman	C Bowles
122	01-Jun-99	Mugello	128.75	29	151	2,127.0	273,851	52	N Sismey	C Brentnall
123	22-Jun-99	Suzuka	160.42	41	202	2,010.9	322,581	61	N Sismey	C Brentnall
124	13-Jul-99	Estoril	143.17	35	179	2,144.6	307,036	58	N Sismey	C Brentnall
125	03-Aug-99	Magny-Cours	146.42	38	195	2,400.0	351,430	67	S Goodlip	C Bowles
126	24-Aug-99	Spa	119.67	28	145	2,126.0	254,458	48	S Goodlip	T Pank
127	14-Sep-99	Buenos Aires	144.50	30	157	2,086.0	301,485	57	S Goodlip	T Pank
128	05-Oct-99	Monza	135.33	30	155	2,584.0	343,900	65	S Goodlip	C Brentnall
129	26-Oct-99	Jerez	133.75	36	188	2,404.0	321,575	61	A Mcpeake	C Brentnall
130	09-Nov-99	Darlington	139.67	29	151	3,563.0	497,843	94	D Mcpeake	J Henry
131	12-Nov-99	Le Mans	206.50	53	255	2,918.0	600,730	114	M Chadwick	C Bowl/ P Conn
132	16-Nov-99	Daytona	228.00	25	128	1,131.0	257,959	49	P Rees	C Bowles
133	04-Jan-00	Osterreichring	106.25	23	120	2,338.3	248,444	47	M Chadwick	J Henry
134	11-Jan-00	Walt Disney World	131.25	25	130	2,589.3	339,846	64	M Chadwick	J Henry
135	25-Jan-00	Monaco	111.17	28	144	1,991.4	221,378	42	M Chadwick	E Henry
136	15-Feb-00	Hungaroring	103.75	31	161	2,678.4	277,884	53	A Mcpeake	J Henry
137	07-Mar-00	Donington Park	92.58	29	151	3,179.1	294,331	56	M Chadwick	J Henry
138	28-Mar-00	Interlagos	203.08	32	168	1,443.8	293,211	56	L Pateman	J Henry
139	18-Apr-00	Hameenlinna	122.25	27	139	2,043.4	249,806	47	M Chadwick	P Connally
140	09-May-00	Jacarepagua	128.75	26	135	2,260.2	291,001	55	M Chadwick	J Henry
141	23-May-00	Indianapolis	173.75	24	126	2,246.0	390,248	74	L Pateman	T Chadwick
142	13-Jun-00	Mugello	128.75	23	121	1,749.1	225,197	43	M Chadwick	J Henry
143	20-Jun-00	Suzuka	160.42	15	78	868.5	139,321	26	J Tague	J Bullock
144	11-Jul-00	Estoril	143.17	23	121	1,483.6	212,403	40	M Chadwick	J Henry
145	01-Aug-00	Magny-Cours	146.42	21	109	1,437.4	210,460	40	M Chadwick	P Connally
146	22-Aug-00	Spa	119.67	21	106	1,506.3	180,253	34	M Chadwick	T Chadwick
147	12-Sep-00	Buenos Aires	144.50	24	124	1,629.8	235,506	45	S Goodlip	P Connally
148	03-Oct-00	Monza	135.33	25	128	2,223.0	295,790	56	L Pateman	J Henry
149	31-Oct-00	Jerez	133.75	24	125	1,681.8	224,941	43	Goodl/Chadw	J Henry
150	07-Nov-00	Darlington	139.67	25	130	3,086.0	431,145	82	J Tague	J Henry
151	10-Nov-00	Le Mans	209.25	47	228	2,865.0	599,501	114	S Goodlip	J Henry
152	14-Nov-00	Daytona	228.00	22	115	1,228.1	280,007	53	M Chadwick	T Chadwick
153	09-Jan-01	Brands Hatch	119.75	25	129	2,084.9	249,667	47	M Chadwick	P Connally
154	16-Jan-01	Motegi Oval	147.83	24	126	2,129.2	314,760	60	S Goodlip	J Henry
155	30-Jan-01	Motegi Road	122.00	28	145	2,331.0	284,358	54	L Pateman	J Henry
156	20-Feb-01	Sebring	114.33	26	131	2,196.0	251,064	48	M Chadwick	T Chadwick
157	13-Mar-01	Autopolis	113.25	26	134	2,184.7	247,417	47	M Chadwick	J Henry
158	20-Mar-01	Indy 500	331.00	24	N/A	2,916.0	338,389	64	J Tague	J Henry
159	03-Apr-01	Albacete	116.75	21	110	1,783.3	208,200	39	M Chadwick	T Chadwick
160	24-Apr-01	Brno	98.08	23	121	2,358.9	233,342	44	M Chadwick	J Henry
161	15-May-01	Misano	135.67	21	107	1,779.4	241,404	46	M Chadwick	T Chadwick
162	22-May-01	Thruxton	68.67	21	110	3,041.7	208,861	40	M Chadwick	T Chadwick
163	05-Jun-01	Jarama	95.58	23	120	2,341.0	223,753	42	M Chadwick	T Chadwick
164	03-Jul-01	Talladega Oval	130.83	23	121	2,825.4	369,647	70	L Pateman	T Chadwick
165	10-Jul-01	Zhuhai	119.33	28	145	2,577.9	307,628	58	S Goodlip	T Chadwick
166	14-Aug-01	Fuji	99.50	27	138	2,858.2	284,391	54	J Neale	J Sismey
167	28-Aug-01	Oschersleben	110.50	31	159	2,869.2	317,047	60	S Goodlip	J Henry
168	11-Sep-01	Daytona 500	78.17	29	149	3,778.0	295,311	56	L Pateman	J Sismey
169	18-Sep-01	Indy Road	109.33	28	147	2,740.3	299,597	57	M Chadwick	J Sismey
170	25-Sep-01	Sepang	127.75	30	154	2,077.3	265,375	50	S Goodlip	J Henry
171	09-Oct-01	Elkhart Lake	96.42	36	185	3,842.3	370,475	70	A Mcpeake	J Henry
172	16-Oct-01	Zandvoort	127.58	29	150	2,184.5	278,699	53	M Chadwick	J Henry
173	01-Nov-01	Rio De Janeiro Oval	148.58	34	177	2,994.0	357,912	68	M Chadwick	J Henry
174	08-Nov-01	Le Mans	201.00	42	354	3,804.0	764,624	145	S Goodlip	T Chadwick

DHORC Club Night Circuit Statistics Rounds 175 to 240 (2002 - 2004)										
Rnd	Date	Circuit	Length Feet	Att	3 Min Races	Laps	Distance		Winners	
							Feet	Miles	Adult	Junior
175	08-Jan-02	Brands Hatch	119.75	28	147	2,345.2	280,838	53	S Goodlip	T Chadwick
176	15-Jan-02	Motegi Oval	147.83	20	104	1,839.6	271,948	52	J Tague	J Sismey
177	29-Jan-02	Motegi Road	123.00	28	146	2,391.7	294,179	56	S Goodlip	T Chadwick
178	19-Feb-02	Sebring	114.33	27	141	2,420.1	276,697	52	S Goodlip	T Chadwick
179	12-Mar-02	Autopolis	113.25	25	131	2,119.7	240,056	45	J Tague	T Chadwick
180	19-Mar-02	Indy 500	331.00	19	N/A	3,274.0	330,037	63	L Pateman	R Rees
181	02-Apr-02	Albacete	116.75	22	115	1,939.4	226,425	43	M Chadwick	T Chadwick
182	23-Apr-02	Brno	98.92	26	135	2,736.6	270,705	51	S Goodlip	T Chadwick
183	07-May-02	Misano	135.67	25	131	2,237.2	303,512	57	J Tague	T Chadwick
184	21-May-02	Thruxton	68.67	20	105	2,912.9	200,017	38	M Chadwick	T Chadwick
185	11-Jun-02	Jarama	95.58	21	110	2,320.0	221,784	42	L Pateman	J Sismey
186	02-Jul-02	Talladega	130.83	19	97	2,291.0	299,758	57	J Tague	J Sismey
187	16-Jul-02	Zhuhai	119.33	20	104	1,954.0	233,177	44	L Pateman	J Sismey
188	13-Aug-02	Fuji	99.50	30	155	3,185.0	316,947	60	L Pateman	J Sismey
189	27-Aug-02	Oschersleben	110.50	24	125	2,277.2	251,630	48	L Pateman	T Chadwick
190	10-Sep-02	Rio De Janeiro Oval	148.58	21	108	2,050.5	296,297	56	L Pateman	T Chadwick
191	24-Sep-02	Daytona 500	78.17	19	98	4,005.0	313,054	59	N Sismey	J Sismey
192	01-Oct-02	Indy Road	109.33	20	104	2,055.0	224,619	43	J Tague	J Sismey
193	08-Oct-02	Sepang	127.75	23	118	1,710.0	218,453	41	S Goodlip	J Sismey
194	15-Oct-02	Elkhart Lake	96.42	21	109	2,646.0	255,137	48	S Goodlip	J Sismey
195	29-Oct-02	Zandvoort	127.58	22	115	1,842.9	235,117	45	S Goodlip	J Sismey
196	08-Nov-02	Le Mans (233)	233.33	17	153	1,892.0	441,139	84	S Goodlip	T Chadwick
197	07-Jan-03	Cadwell Park	94.75	21	110	2,169.6	205,570	39	M Chadwick	J Sismey
198	14-Jan-03	Zhuhai	119.33	27	141	2,462.2	293,822	56	L Pateman	T Chadwick
199	28-Jan-03	Motegi Road	123.00	25	130	2,044.5	243,319	46	S Goodlip	J Sismey
200	18-Feb-03	Sebring	114.33	24	125	2,092.2	239,207	45	S Goodlip	T Chadwick
201	11-Mar-03	Autopolis	113.25	25	129	1,972.6	223,397	42	L Pateman	J Sismey
202	18-Mar-03	Indy 500	331.00	21	106	3,067.0	339,610	64	S Goodlip	R Rees
203	01-Apr-03	Albacete	116.75	21	110	1,836.5	205,562	39	L Pateman	J Sismey
204	22-Apr-03	Brno	98.92	26	134	2,547.4	251,989	48	S Goodlip	R Rees
205	06-May-03	Misano	135.67	18	92	1,507.5	204,517	39	L Pateman	J Sismey
206	20-May-03	Thruxton	68.67	22	114	3,106.0	213,277	40	L Pateman	R Rees
207	10-Jun-03	Jarama	95.58	22	113	2,115.0	202,152	38	L Pateman	T Chadwick
208	01-Jul-03	Rio (Short)	65.00	19	99	3,730.0	242,470	46	M Chadwick	T Measham
209	15-Jul-03	Brands Hatch	119.33	21	106	1,683.0	200,873	38	M Chadwick	T Chadwick
210	12-Aug-03	Fuji	99.50	20	103	2,073.0	206,274	39	L Pateman	T Chadwick
211	26-Aug-03	Oschersleben	110.50	24	125	2,335.4	258,062	49	L Pateman	J Sismey
212	09-Sep-03	Suzuka	160.42	17	88	1,024.0	164,283	31	L Pateman	J Sismey
213	23-Sep-03	Indy Road	109.33	21	110	2,093.0	228,861	43	M Chadwick	J Sismey
214	30-Sep-03	Daytona 500	78.17	25	128	4,551.0	348,542	66	R Seaman	T Chadwick
215	07-Oct-03	Sepang	127.75	17	89	1,306.6	157,797	30	L Pateman	J Sismey
216	14-Oct-03	Elkhart Lake	96.42	21	106	2,290.0	209,887	40	M Chadwick	T Measham
217	28-Oct-03	Zandvoort	127.58	29	150	2,203.0	281,059	53	M Chadwick	J Sismey
218	06-Nov-03	Le Mans (233)	233.33	39	351	4,028.2	939,900	178	S Goodlip	J Sismey
219	06-Jan-04	Cadwell Park	94.75	31	162	3,059.4	289,878	55	L Pateman	J Sismey
220	13-Jan-04	Zhuhai	119.33	31	160	2,841.0	339,025	64	L Pateman	J Sismey
221	27-Jan-04	Motegi Road	123.00	29	148	2,447.0	300,993	57	S Goodlip	J Sismey
222	17-Feb-04	Sebring	114.33	31	162	2,800.9	320,235	61	L Pateman	J Sismey
223	09-Mar-04	Autopolis	113.25	25	129	2,056.8	232,933	44	L Pateman	T Measham
224	16-Mar-04	Indy 500	86.25	26	226	5,204.7	448,905	85	M Chadwick	J Sismey
225	30-Mar-04	Albacete	116.75	19	99	1,689.0	197,144	37	L Pateman	J Sismey
226	13-Apr-04	Brno	98.92	26	129	2,483.6	245,678	47	S Lander	J Sismey
227	04-May-04	Misano	135.67	29	146	2,327.0	315,736	60	L Pateman	J Sismey
228	18-May-04	Thruxton	68.67	22	114	2,957.0	203,032	38	S Lander	R Rees
229	15-Jun-04	Jarama	95.58	16	83	1,663.0	158,978	30	L Pateman	J Sismey
230	29-Jun-04	Rio (Short)	65.00	20	221	5,446.0	353,971	67	M Chadwick	J Sismey
231	13-Jul-04	Brands Hatch	119.33	23	119	1,970.0	235,062	45	L Pateman	T Measham
232	10-Aug-04	Fuji	99.50	26	135	2,589.0	257,556	49	S Lander	J Sismey
233	24-Aug-04	Oschersleben	110.50	26	135	2,441.0	269,742	51	L Pateman	J Sismey
234	07-Sep-04	Jacarepagua	128.75	19	99	1,835.0	236,231	45	L Pateman	T Chadwick
235	21-Sep-04	Daytona 500	78.70	21	304	5,661.0	445,536	84	N Sismey	T Chadwick
236	28-Sep-04	Indy Road	109.33	22	114	1,981.0	216,605	41	M Chadwick	T Measham
237	05-Oct-04	Sepang	127.75	18	94	1,397.0	178,467	34	L Pateman	J Sismey
238	12-Oct-04	Elkhart Lake	96.42	17	88	1,986.0	191,519	36	L Pateman	T Chadwick
239	26-Oct-04	Zandvoort	127.58	19	100	1,601.0	204,230	39	L Pateman	T Chadwick
240	12-Nov-04	Le Mans (233)	233.33	23	209	2,437.0	568,672	108	L Pateman	J Sismey

DHORC Club Night Circuit Statistics Rounds 241 to 306 (2005 - 2007)										
Rnd	Date	Circuit	Length Feet	Att	3 Min Races	Laps	Distance		Winners	
							Feet	Miles	Adult	Junior
241	04-Jan-05	Osterreichring	106.25	25	131	2,629.8	279,416	53	M Chadwick	T Chadwick
242	11-Jan-05	Monaco	111.17	25	128	1,882.6	179,474	34	M Chadwick	T Chadwick
243	25-Jan-05	Hungaroring	103.75	24	125	2,054.9	213,196	40	L Pateman	J Sismey
244	15-Feb-05	Donington Park	92.58	27	138	3,110.5	255,839	48	M Chadwick	T Chadwick
245	08-Mar-05	Mugello	128.75	16	83	1,194.2	153,753	29	M Chadwick	J Sismey
246	15-Mar-05	Spa	119.67	20	104	1,491.5	178,488	34	M Chadwick	T Chad/T Meas
247	29-Mar-05	Hameenlinna	122.25	16	83	1,271.6	155,453	29	M Chadwick	J Sismey
248	19-Apr-05	Sachsenring	93.75	19	99	2,171.4	203,569	39	M Chadwick	T Chadwick
249	03-May-05	Interlagos	203.08	19	98	905.7	183,930	35	M Chadwick	T Chadwick
250	17-May-05	Suzuka	160.42	23	119	1,299.9	208,530	39	M Chadwick	T Chadwick
251	31-May-05	Estoril	143.17	25	129	1,473.1	210,904	40	W Lander	J Sismey
252	21-Jun-05	Rio (Short)	63.00	21	189	5,244.9	330,429	63	L Pateman	T Chadwick
253	19-Jul-05	Magny-Cours	146.42	19	100	1,316.5	192,762	37	M Chadwick	T Chadwick
254	09-Aug-05	Indy 500	73.00	15	206	4,044.0	295,212	56	R Seaman	T Measham
255	23-Aug-05	Buenos Aires	144.50	18	93	1,185.2	171,261	32	M Chadwick	A Hughes
256	06-Sep-05	Sakhir	115.42	21	110	1,814.2	209,395	40	L Pateman	T Chadwick
257	20-Sep-05	Daytona 500	77.00	13	178	4,266.7	328,536	62	W Lander	J Sismey
258	27-Sep-05	Monza	135.33	17	89	1,627.4	220,241	42	M Chadwick	T Chadwick
259	11-Oct-05	Jerez	133.75	17	88	1,220.1	163,188	31	M Chadwick	J Sismey
260	18-Oct-05	Daytona	228.00	20	104	1,131.8	258,050	49	N Sismey	J Sismey
261	25-Oct-05	Shanghai	112.83	26	134	1,960.2	221,169	42	N Sismey	A Hughes
262	10-Nov-05	Le Mans (233)	233.33	23	209	2,385.6	556,639	105	D Mcpeake	T Chadwick
263	03-Jan-06	Brands Hatch	119.33	16	83	1,347.8	160,837	30	W Lander	T Measham
264	10-Jan-06	Hungaroring	103.75	15	78	1,438.4	149,234	28	L Pateman	T Measham
265	24-Jan-06	Magny-Cours	146.42	24	124	1,568.2	229,611	43	M Chadwick	T Measham
266	14-Feb-06	Daytona 500	77.00	13	174	4,036.3	310,795	59	N Sismey	T Measham
267	07-Mar-06	Sakhir	115.42	12	62	1,029.0	118,767	22	W Lander	A Hughes
268	14-Mar-06	Hameenlinna	122.25	16	83	1,295.7	158,399	30	M Chadwick	T Measham
269	28-Mar-06	Mugello	128.75	19	98	1,476.4	190,087	36	W Lander	A Hughes
270	18-Apr-06	Misano	135.67	22	111	1,786.7	242,394	46	W Lander	K Ali
271	02-May-06	Suzuka	160.42	14	71	854.1	137,011	26	W Lander	A Hughes
272	16-May-06	Jerez	133.75	19	97	1,275.7	170,625	32	W Lander	A Hughes
273	30-May-06	Indy 500	73.00	15	202	3,812.0	278,276	53	W Lander	T Measham
274	20-Jun-06	Jacarepagua	128.75	16	81	1,401.4	180,430	34	W Lander	A Hughes
275	18-Jul-06	Buenos Aires	144.50	16	83	1,065.4	153,950	29	N Sismey	A Hughes
276	08-Aug-06	Sachsenring	93.75	17	88	1,822.5	170,859	32	W Lander	A Hughes
277	05-Sep-06	Cadwell Park	98.58	20	103	1,981.7	195,356	37	L Pateman	T Measham
278	19-Sep-06	Rio (Short)	63.75	17	177	4,081.1	260,170	49	W Lander	T Measham
279	26-Sep-06	Osterreichring	106.25	18	94	1,708.1	181,486	34	W Lander	A Hughes
280	03-Oct-06	Autopolis	113.25	22	114	1,741.5	197,225	37	L Pateman	T Measham
281	10-Oct-06	Thruxton	68.67	18	92	2,442.2	167,696	32	L Pateman	A Hughes
282	17-Oct-06	Shanghai	112.83	31	160	2,654.7	299,538	57	L Pateman	T Measham
283	24-Oct-06	Monza	135.33	29	150	2,220.9	300,561	57	W Lander	T Measham
284	09-Nov-06	Le Mans (233)	233.33	21	154	1,792.2	418,179	79	W Lander	A Hughes
285	02-Jan-07	Suzuka	160.42	16	83	986.7	158,286	30	W Lander	A Hughes
286	09-Jan-07	Autopolis	113.25	22	114	1,825.1	206,693	39	W Lander	K Ali
287	23-Jan-07	Misano	135.67	21	110	1,705.7	231,412	44	W Lander	A Hughes
288	13-Feb-07	Daytona 500	77.00	21	304	6,019.9	463,532	88	W Lander	C Bullock
289	06-Mar-07	Sakhir	115.42	21	108	1,642.3	189,549	36	W Lander	A Hughes
290	13-Mar-07	Buenos Aires	144.50	15	78	1,047.3	151,335	29	W Lander	A Hughes
291	27-Mar-07	Hameenlinna	122.25	18	82	1,394.4	170,465	32	W Lander	K Ali
292	17-Apr-07	Jacarepagua	128.75	17	88	1,563.1	201,249	38	P Rees	K Ali
293	01-May-07	Brands Hatch	119.33	20	104	1,635.9	195,212	37	L Pateman	K Ali
294	15-May-07	Elkhart Lake	96.42	16	82	1,857.1	179,062	34	W Lander	C Bullock
295	29-May-07	Indy 500	73.00	14	192	3,393.1	247,696	47	W Lander	A Hughes
296	19-Jun-07	Albacete	116.75	15	77	1,216.9	142,073	27	W Lander	A Hughes
297	17-Jul-07	Monza	135.33	23	119	1,789.7	242,200	46	P Rees	C Bullock
298	07-Aug-07	Sachsenring	93.75	20	103	2,048.0	192,000	36	W Lander	A Hughes
299	21-Aug-07	Oschersleben	110.50	19	96	1,806.1	199,574	38	J Sismey	A Hughes
300	04-Sep-07	Shanghai	112.83	18	92	1,526.2	172,201	33	N Sismey	A Hughes
301	18-Sep-07	Rio (Short)	63.75	19	210	4,529.2	288,737	55	W Lander	A Hughes
302	25-Sep-07	Zandvoort	127.58	21	110	1,584.0	202,087	38	W Lander	A Hughes
303	09-Oct-07	Monaco	104.83	31	161	2,279.2	238,929	45	W Lander	A Hughes
304	16-Oct-07	Interlagos	203.08	23	120	987.1	200,460	38	W Lander	C Bullock
305	23-Oct-07	Thruxton	68.67	29	149	3,733.7	256,393	49	N Sismey	K Ashworth
306	08-Nov-07	Le Mans	233.33	31	280	2,845.2	663,879	126	W Lander	C Bullock

DHORC Club Night Circuit Statistics Rounds 307 to 376 (2008 - 2010)										
Rnd	Date	Circuit	Length Feet	Att	3 Min Races	Laps	Distance		Winners	
							Feet	Miles	Adult	Junior
307	08-Jan-08	Mugello	128.75	25	130	1,653.6	212,901	40	W Lander	K Ashworth
308	15-Jan-08	Fuji	99.50	16	84	1,685.6	167,717	32	W Lander	K Ashworth
309	29-Jan-08	Hungaroring	103.75	21	110	1,744.6	181,002	34	W Lander	L Smith
310	12-Feb-08	Daytona 500	77.00	20	290	4,986.5	383,961	73	N Sismey	K Ashworth
311	04-Mar-08	Sakhir	115.42	36	175	2,408.2	275,177	52	N Sismey	M Warren
312	11-Mar-08	Jacarepagua	128.75	22	114	1,856.5	239,024	45	W Lander	L Smith
313	25-Mar-08	Suzuka	160.42	20	103	1,099.8	176,430	33	N Sismey	M Warren
314	15-Apr-08	Sebring	114.33	23	119	1,876.8	214,580	41	W Lander	L Smith
315	29-Apr-08	Oschersleben	110.50	22	115	1,807.5	199,729	38	N Sismey	K Ashworth
316	13-May-08	Autopolis	113.25	20	104	1,611.1	182,457	35	N Sismey	L Smith
317	27-May-08	Indy 500	73.00	22	284	4,662.4	340,355	64	W Lander	M Warren
318	17-Jun-08	Brno	98.92	17	89	1,612.9	159,548	30	L Pateman	M Warren
319	15-Jul-08	Brands Hatch	119.75	20	104	1,651.2	197,731	37	W Lander	L Smith
320	05-Aug-08	Sachsenring	93.75	17	88	1,815.0	170,156	32	W Lander	L Smith
321	19-Aug-08	Monza	135.33	16	84	1,415.6	191,573	36	P Rees	L Smith
322	02-Sep-08	Shanghai	112.83	20	105	1,809.8	204,200	39	L Pateman	L Smith
323	16-Sep-08	Rio (Short)	63.75	20	221	4,930.4	314,313	60	W Lander	L Smith
324	23-Sep-08	Buenos Aires	144.50	20	102	1,313.8	189,844	36	L Pateman	L Smith
325	07-Oct-08	Misano	135.66	20	104	1,735.1	235,384	45	N Sismey	L Smith
326	14-Oct-08	Indy Road	109.33	20	104	2,016.5	220,464	42	W Lander	L Smith
327	28-Oct-08	Magny-Cours	146.42	24	124	1,579.1	231,212	44	N Sismey	S Tague
328	06-Nov-08	Le Mans	233.33	23	208	2,243.2	523,413	99	S Goodlip	L Smith
329	06-Jan-09	Reims	70.50	28	146	4,967.6	350,216	66	L Pateman	L Smith
330	13-Jan-09	Donington Park	66.25	31	160	4,019.2	330,579	63	J Sismey	L Smith
331	27-Jan-09	Cadwell Park	98.58	32	163	3,125.4	308,102	58	J Sismey	L Smith
332	10-Feb-09	Thruxton	68.66	26	135	3,359.2	230,643	44	L Pateman	L Smith
333	03-Mar-09	Daytona 500	77.00	27	384	7,222.5	556,133	105	M Chadwick	L Smith
334	10-Mar-09	Sepang	127.75	24	126	1,831.4	233,961	44	M Chadwick	L Smith
335	24-Mar-09	Valencia (Street)	96.58	29	150	2,365.4	228,450	43	J Sismey	L Capewell
336	14-Apr-09	Osterreichring	106.25	22	115	2,366.3	251,419	48	L Pateman	L Smith
337	28-Apr-09	Jarama	95.58	23	119	2,355.9	225,177	43	J Sismey	L Smith
338	12-May-09	Monaco	104.83	32	162	2,649.3	277,726	53	N Sismey	L Smith
339	26-May-09	Albacete	116.75	27	141	2,298.1	268,303	51	L Pateman	L Smith
340	16-Jun-09	Indy 500	73.00	25	360	6,714.2	490,137	93	J Sismey	L Smith
341	14-Jul-09	Zandvoort	127.58	24	125	1,900.5	242,466	46	J Sismey	L Smith
342	04-Aug-09	Estoril	143.17	21	110	1,354.4	193,909	37	J Sismey	L Smith
343	18-Aug-09	Spa	119.75	28	144	2,070.1	247,894	47	T Chadwick	L Smith
344	01-Sep-09	Elkhart Lake	96.42	26	136	3,072.1	296,212	56	J Sismey	L Smith
345	15-Sep-09	Rio (Short)	63.75	26	288	7,342.2	468,065	89	J Sismey	J Mellor
346	22-Sep-09	Jerez	133.75	25	130	1,792.2	239,707	45	L Pateman	L Smith
347	06-Oct-09	Interlagos	203.08	31	160	1,393.4	282,972	54	J Sismey	L Smith
348	13-Oct-09	Zhuhai	119.33	22	114	2,098.9	250,462	47	M Chadwick	L Smith
349	20-Oct-09	Fuji	99.50	23	117	2,434.2	242,203	46	L Pateman	L Smith
350	05-Nov-09	Le Mans	233.33	29	262	2,947.1	687,656	130	T Chadwick	L Smith
351	05-Jan-10	Mugello	128.75	23	120	1,696.9	218,476	41	N Sismey	N Gull
352	12-Jan-10	Daytona	228.00	28	144	1,494.1	340,655	65	A Mcpeake	K Levers
353	26-Jan-10	Hungaroring	103.75	28	146	2,525.8	262,052	50	M Chadwick	K Levers
354	09-Feb-10	Daytona 500	77.00	31	444	8,770.5	675,329	128	A Mcpeake	K Levers
355	28-Feb-10	Rockingham 4-Lane F1	396.00	32	166	879.2	348,143	66	L Pateman	N Gull
356	28-Feb-10	Rockingham 4-Lane GC	396.00	32	166	991.0	392,416	74	A Mcpeake	K Levers
357	02-Mar-10	Sakhir	115.42	24	126	2,086.0	240,760	46	L Pateman	J Mellor
358	09-Mar-10	Jacarepagua	128.75	27	142	2,657.7	342,179	65	L Pateman	K Levers
359	23-Mar-10	Suzuka	160.42	31	162	1,908.2	306,113	58	L Pateman	J Mellor
360	13-Apr-10	Sebring	114.33	20	105	1,867.8	213,551	40	L Pateman	K Levers
361	27-Apr-10	Oschersleben	110.50	29	151	2,899.5	320,395	61	J Sismey	K Levers
362	11-May-10	Autopolis	113.25	24	125	2,069.3	234,348	44	K Lye	J Pateman
363	25-May-10	Indy 500	73.00	20	290	5,817.9	424,707	80	S Anand	N Gull
364	15-Jun-10	Brno	98.92	21	110	2,268.9	224,440	43	J Sismey	J Pateman
365	13-Jul-10	Brands Hatch	119.75	22	114	1,848.6	221,370	42	L Pateman	N Gull
366	03-Aug-10	Sachsenring	93.75	26	132	2,810.5	263,486	50	M Chadwick	J Mellor
367	17-Aug-10	Monza	135.33	27	137	2,223.8	300,947	57	M Chadwick	N Gull
368	31-Aug-10	Shanghai	112.83	23	118	1,966.3	221,858	42	L Pateman	J Mellor
369	14-Sep-10	Rio (Short)	63.75	30	332	8,265.0	526,894	100	L Pateman	K Levers
370	21-Sep-10	Buenos Aires	144.50	36	179	2,248.2	324,865	62	L Pateman	N Gull
371	03-Oct-10	Rockingham Oval F1	124.33	40	69	894.9	111,263	21	C Roythorne	J Pateman
372	03-Oct-10	Rockingham Oval GC	124.33	40	69	1,093.4	135,942	26	R Hill	M Buckley
373	05-Oct-10	Misano	135.66	32	166	2,622.5	355,768	67	M Chadwick	K Levers
374	12-Oct-10	Indy Road	109.33	27	139	2,701.5	295,355	56	N Sismey	N Gull
375	26-Oct-10	Magny-Cours	146.42	28	145	1,802.9	263,981	50	S Anand	K Levers
376	04-Nov-10	Le Mans	233.33	31	281	3,166.0	738,732	140	J Sismey	J Mellor

DHORC Club Night Circuit Statistics Rounds 377 to 428 (2011 - 2012)

Rnd	Date	Circuit	Length Feet	Att	3 Min Races	Laps	Distance		Winners	
							Feet	Miles	Adult	Junior
377	04-Jan-11	Reims	70.50	20	104	3,711.1	261,633	50	M Chadwick	K Levers
378	11-Jan-11	Donington Park	66.25	23	120	3,212.0	264,187	50	M Chadwick	K Levers
379	25-Jan-11	Cadwell Park	98.58	18	93	1,877.5	185,084	35	M Chadwick	J Pateman
380	08-Feb-11	Thruxton	68.66	40	192	4,824.1	326,245	62	N Sismey	K Levers
381	26-Feb-11	Rockingham Oval F1	124.33	35	72	918.7	114,225	22	M Chadwick	J Pateman
382	26-Feb-11	Rockingham Oval Gc	124.33	35	69	982.7	122,182	23	R Blake	L Blake
383	27-Feb-11	Rockingham 8 Infield F1	200.00	38	329	2,884.9	576,980	109	L Pateman	J Mellor
384	27-Feb-11	Rockingham 8 Infield GC	200.00	16	144	1,887.0	377,390	71	L Smith	J Pateman
385	01-Mar-11	Sepang	127.75	22	115	1,616.6	206,521	39	J Sismey	J Mellor
386	08-Mar-11	Daytona 500	77.00	20	290	6,038.7	464,980	88	M Chadwick	J Mellor
387	22-Mar-11	Valencia (Street)	96.58	19	99	1,500.0	144,870	27	L Pateman	J Pateman
388	12-Apr-11	Osterreichring	106.25	23	119	2,403.8	255,404	48	L Pateman	J Mellor
389	26-Apr-11	Jarama	95.58	18	94	1,908.1	182,376	35	L Pateman	J Pateman
390	10-May-11	Monaco	93.33	20	101	1,631.6	152,282	29	M Allsopp	J Mellor
391	24-May-11	Albacete	116.75	13	68	1,198.9	139,972	27	L Pateman	J Mellor
392	14-Jun-11	Indy 500	73.00	18	262	4,612.3	336,698	64	P Rees	J Pateman
393	12-Jul-11	Zandvoort	127.58	17	89	1,380.4	176,111	33	L Pateman	J Mellor
394	02-Aug-11	Spa	119.75	17	89	1,287.2	154,142	29	L Pateman	J Pateman
395	16-Aug-11	Estoril	143.17	23	118	1,445.9	207,010	39	L Pateman	J Mellor
396	30-Aug-11	Elkhart Lake	96.42	21	107	2,350.8	219,288	42	J Sismey	J Pateman
397	13-Sep-11	Jerez	133.75	16	83	1,059.0	141,641	27	L Pateman	J Mellor
398	20-Sep-11	Rio (Short)	63.75	18	197	4,438.7	282,967	54	P Rees	Z Roythorne
399	04-Oct-11	Zhuhai	119.33	15	78	1,294.6	154,485	29	M Allsopp	J Pateman
400	11-Oct-11	Interlagos	203.08	25	124	1,048.2	212,868	40	L Pateman	J Mellor
401	18-Oct-11	Fuji	99.50	14	73	1,481.7	147,429	28	S Anand	J Mellor
402	11-Nov-11	Le Mans	233.33	17	154	1,681.3	392,303	74	N Sismey	J Mellor
403	10-Jan-12	Mugello	128.75	25	132	1,752.3	225,609	43	N Sismey	J Pateman
404	17-Jan-12	Buddh	111.33	26	136	2,448.5	272,596	52	L Pateman	J Mellor
405	31-Jan-12	Hungaroring	103.75	23	123	2,124.4	220,407	42	M Allsopp	J Mellor
406	07-Feb-12	Daytona 500	77.00	26	354	7,554.8	581,720	110	S Anand	J Mellor
407	18-Feb-12	Rockingham Oval - F1	124.33	33	65	1,051.2	130,699	25	P Levers	L Blake
408	18-Feb-12	Rockingham Oval - GC	124.33	33	65	1,162.2	144,500	27	P Rees	B Roythorne
409	18/19-Feb-12	Rockingham 8-Lane Infield F1	200.00	24	123	1,302.9	260,576	49	L Smith	J Mellor
410	18/19-Feb-12	Rockingham 8-Lane Infield GC	200.00	24	123	1,481.8	296,350	56	L Smith	J Mellor
411	28-Feb-12	Sakhir	115.42	19	101	1,668.4	192,567	36	S Anand	J Pateman
412	06-Mar-12	Jacarepagua	128.75	15	80	1,497.2	192,765	37	L Pateman	J Pateman
413	03-Apr-12	Suzuka	160.42	27	142	1,505.7	241,544	46	J Sismey	J Pateman
414	10-Apr-12	Sebring	114.33	23	119	1,981.5	226,545	43	J Sismey	J Mellor
415	24-Apr-12	Oschersleben	110.50	20	107	1,988.2	219,696	42	N Sismey	J Mellor
416	08-May-12	Autopolis	113.25	25	129	1,876.7	212,536	40	J Sismey	J Lister
417	22-May-12	Indy 500	73.00	24	329	5,424.8	396,010	75	L Pateman	J Mellor
418	29-May-12	Brno	98.92	19	98	1,947.1	192,607	36	L Pateman	J Mellor
419	24-Jul-12	Brands Hatch	119.75	22	114	1,738.9	208,233	39	L Pateman	J Pateman
420	31-Jul-12	Sachsenring	93.75	24	126	2,564.4	240,413	46	L Pateman	J Lister
421	14-Aug-12	Korea	107.50	24	124	1,866.6	200,660	38	P Rees	J Pateman
422	28-Aug-12	Shanghai	112.83	25	131	2,051.9	231,516	44	J Sismey	J Mellor
423	11-Sep-12	Rio 10 Lane Oval	63.75	26	290	5,932.7	378,210	72	P Rees	J Pateman
424	18-Sep-12	Silverstone	108.50	24	125	2,053.0	222,751	42	J Sismey	J Mellor
425	02-Oct-12	Misano	135.66	24	126	1,950.7	264,632	50	J Sismey	J Mellor
426	09-Oct-12	Yas Marina	105.00	24	128	1,968.3	206,672	39	J Sismey	J Mellor
427	23-Oct-12	Magny-Cours	146.42	27	142	1,681.8	246,249	47	L Pateman	A Chattle
428	09-Nov-12	Le Mans	233.33	29	256	2,922.0	681,799	129	J Sismey	A Hall

DHORC Club Night Circuit Statistics Rounds 429 to 480 (2013 - 2014)										
Rnd	Date	Circuit	Length Feet	Att	3 Min Races	Laps	Distance		Winners	
							Feet	Miles	Adult	Junior
429	08-Jan-13	Reims	70.50	28	151	5,211.6	367,418	70	N Sismey	J Lister
430	15-Jan-13	Donington Park	66.25	23	120	2,901.6	192,231	36	J Sismey	J Mellor
431	29-Jan-13	Cadwell Park	98.58	21	112	2,038.8	196,826	37	L Pateman	J Lister
432	05-Feb-13	Thruxton	68.66	29	151	3,767.1	258,649	49	L Pateman	J Pateman
433	23-Feb-13	Rockingham Oval - F1	124.33	35	72	1,162.9	144,587	27	L Pateman	P Martin
434	23-Feb-13	Rockingham Oval - GC	124.33	35	73	1,314.0	163,374	31	L Pateman	J Pateman
435	24-Feb-13	Rockingham 8-Lane Infield F1	200.00	38	180	1,740.1	348,020	66	J Sismey	Z Roythorne
436	24-Feb-13	Rockingham 8-Lane Infield GC	200.00	38	179	2,037.7	407,540	77	J Sismey	J Pateman
437	19-Mar-13	Sepang	127.75	20	108	1337.8	170,904	32	N Sismey	A Hall
438	26-Mar-13	Valencia (Street)	96.58	31	163	2,268.6	219,101	41	J Sismey	J Mellor
439	09-Apr-13	Daytona 500	77.00	27	402	6,830.6	525,956	100	N Sismey	A Hall
440	23-Apr-13	Osterriechring	106.25	22	119	2,016.8	214,285	41	J Sismey	J Pateman
441	30-Apr-13	Jarama	95.58	27	145	2,546.3	243,375	46	J Sismey	J Pateman
442	07-May-13	Monaco	93.33	31	159	2,471.6	230,682	44	N Sismey	J Pateman
443	21-May-13	Albacete	116.75	25	132	1845.8	215,497	41	J Sismey	J Pateman
444	11-Jun-13	Elkhart Lake	96.42	25	137	2,541.5	245,051	46	P Rees	J Pateman
445	09-Jul-13	Austin	104.58	27	143	2,119.7	221,678	42	L Pateman	A Chattle
446	30-Jul-13	Spa	103.00	30	158	2,546.1	262,248	50	J Sismey	J Mellor
447	13-Aug-13	Estoril	143.17	27	142	1419.9	203,287	39	N Sismey	A Hall
448	27-Aug-13	Indy 500	73.00	27	388	5,735.7	418,706	79	P Rees	J Pateman
449	10-Sep-13	Jerez	133.75	21	110	1,221.3	163,349	31	N Sismey	A Hall
450	17-Sep-13	Rio 10 Lane Oval	63.75	15	165	3,460.5	220,607	42	N Sismey	B Jeffries
451	01-Oct-13	Zhuhai	119.33	22	114	1,895.1	226,142	43	L Pateman	A Hall
452	08-Oct-13	Interlagos	114.00	20	104	1,796.0	204,744	39	J Sismey	A Hall
453	29-Oct-13	Fuji	99.50	26	136	2,543.6	253,088	48	N Sismey	J Mellor
454	07-Nov-13	Le Mans	233.33	42	348	3,320.2	774,712	147	N Sismey	A Hall
455	07-Jan-14	Mugello	103.50	28	147	2,706.0	280,071	53	J Sismey	A Hall
456	14-Jan-14	Buddh	111.33	32	166	2,683.5	298,762	57	J Sismey	A Hall
457	28-Jan-14	Hungaroring	104.58	32	167	2,797.6	292,573	55	J Sismey	A Hall
458	04-Feb-14	Daytona 500	77.00	36	511	9,028.0	695,156	132	G Peach	A Hall
459	22-Feb-14	Rockingham Oval - F1	124.33	53	88	1,233.6	153,377	29	S Goodlip	P Martin
460	22-Feb-14	Rockingham Oval - GC	124.33	51	87	1,410.9	175,421	33	C Roythorne	F Holmes
461	23-Feb-14	Rockingham 8-Lane Infield F1	260.00	39	195	1,602.2	416,572	79	J Lymer	A Hall
462	23-Feb-14	Rockingham 8-Lane Infield GC	260.00	39	195	1,737.9	451,841	86	J Sismey	A Hall
463	04-Mar-14	Sakhir	115.42	38	200	2,833.0	326,985	62	J Sismey	A Hall
464	18-Mar-14	Jacarepagua	128.75	37	187	3,030.6	390,190	74	J Sismey	A Hall
465	01-Apr-14	Suzuka	127.83	38	199	2,691.7	344,080	65	L Pateman	A Hall
466	15-Apr-14	Sebring	114.33	40	212	3,354.3	383,507	73	M Allsopp	A Hall
467	29-Apr-14	Oschersleben	110.50	35	185	3,201.8	353,799	67	J Sismey	A Hall
468	06-May-14	Autopolis	113.25	38	193	3,071.7	311,766	59	J Sismey	A Hall
469	10-Jun-14	Brno	98.92	33	172	3,024.7	299,203	57	J Sismey	A Hall
470	08-Jul-14	Indy 500	73.00	25	360	6,468.4	472,193	89	J Lymer	A Hall
471	29-Jul-14	Rio 10 Lane Oval	63.75	26	282	5,523.4	352,117	67	J Lymer	A Hall
472	05-Aug-14	Brands Hatch	119.75	29	146	2,179.0	260,935	49	J Sismey	A Hall
473	19-Aug-14	Sachsenring	93.75	31	162	3,471.1	325,416	62	J Sismey	R Litherland
474	26-Aug-14	Korea	110.75	30	154	2,388.8	264,560	50	J Sismey	R Litherland
475	09-Sep-14	Shanghai	112.83	31	159	2,587.8	291,981	55	P Rees	R Litherland
476	23-Sep-14	Cadwell Park	96.00	42	215	4,159.0	399,264	76	G Peach	A Hall
477	07-Oct-14	Misano	135.67	33	169	2,508.1	340,264	64	P Rees	A Hall
478	14-Oct-14	Yas Marina	105.00	34	180	2,899.2	298,893	57	N Sismey	R Litherland
479	21-Oct-14	?	78.00	31	163	3,749.5	287,196	54	J Sismey	A Hall
480	06-Nov-14	Le Mans	233.33	41	358	3,729.4	857,032	162	N Sismey	A Hall

DHORC Club Night Circuit Statistics Rounds 481 to 532 (2015 - 2016)										
Rnd	Date	Circuit	Length Feet	Att	3 Min Races	Laps	Distance		Winners	
							Feet	Miles	Adult	Junior
481	6-Jan-15	Estoril	178.33	40	210	2,577.9	459,725	87	J Sismey	A Hall
482	13-Jan-15	Thruxton	66.71	35	184	4,896.2	326,626	62	J Sismey	A Hall
483	27-Jan-15	Sochi	137.75	33	171	2,210.3	304,469	58	N Sismey	A Hall
484	3-Feb-15	Shanghai	112.83	32	166	2,634.2	297,217	56	J Sismey	R Litherland
485	21-Feb-15	Rockingham Oval - F1	124.33	31	61	1,037.0	128,933	24	S Goodlip	M Litherland
486	21-Feb-15	Rockingham Oval - GC	124.33	31	61	1,097.8	136,493	26	J Lamb	G Reyes-England
487	22-Feb-15	Rockingham 8-Lane Infield F1	260.00	32	162	1,384.6	359,983	68	J Sismey	A Hall
488	22-Feb-15	Rockingham 8-Lane Infield GC	260.00	32	162	1,683.6	437,736	83	T Baldock	A Hall
489	3-Mar-15	Daytona 500	77.00	34	484	8,665.3	667,228	126	N Sismey	F Holmes
490	24-Mar-15	Reuben Motor Speedway	134.33	34	178	2,250.4	302,303	57	N Sismey	A Hall
491	8-Apr-15	Sakhir	115.42	56	295	4,229.2	488,134	92	J Sismey	A Hall
492	14-Apr-15	Catalunya	174.08	38	198	2,394.0	416,748	79	T Baldock	A Hall
493	21-Apr-15	Oschersleben	110.50	36	186	3,074.0	339,677	64	S Goodlip	A Hall
494	5-May-15	Reims	70.50	34	179	5,442.3	383,682	73	N Sismey	A Hall
495	19-May-15	Indy 500	130.50	43	627	6,131.4	800,148	152	J Roythorne	A Hall
496	9-Jun-15	Montreal	115.83	44	232	3,022.0	350,038	66	T Baldock	A Hall
497	30-Jun-15	Osterriechring	106.25	31	161	2,395.7	254,543	48	S Goodlip	A Hall
498	21-Jul-15	Hungaroring	104.58	33	169	2,619.3	273,926	52	N Sismey	A Hall
499	18-Aug-15	Paul Ricard	141.42	25	130	1,995.2	282,161	53	M Allsopp	A Hall
500	22-Aug-15	Donington Park	116.08	164	933	14,629.1	1,698,194	322	T Baldock	A Hall
501	25-Aug-15	Rio 10 Lane Oval	103.75	29	321	4,803.7	498,384	94	S Goodlip	A Hall
502	25-Sep-15	Suzuka	152.75	32	167	1,679.3	233,967	44	J Lymer	A Hall
503	6-Oct-15	Bathurst	134.42	30	158	2,402.3	304,569	58	N Sismey	R Litherland
504	13-Oct-15	Interlagos	114.00	33	172	2,841.9	307,777	58	N Sismey	A Hall
505	20-Oct-15	Yas Marina	149.00	39	201	2,344.8	349,375	66	N Sismey	F Holmes
506	5-Nov-15	Le Mans	233.33	36	325	3,761.6	877,705	166	T Baldock	A Hall
507	5-Jan-16	Mexico City	136.17	27	141	2,028.0	281,385	53	J Sismey	A Hall
508	12-Jan-16	Chorc	61.50	35	178	4,492.4	276,283	52	P Rees	R Litherland
509	26-Jan-16	Hameenlinna	147.83	36	190	2,555.5	377,780	72	J Sismey	A Turnbull
510	09-Feb-16	Interlagos	414.17	35	182	1,006.9	417,028	79	J Sismey	A Turnbull
511	27-Feb-16	Rockingham Oval - F1	124.33	30	61	966.9	120,218	23	L Pateman	R Litherland
512	27-Feb-16	Rockingham Oval - GC	124.33	30	61	1,042.0	129,555	25	S Goodlip	R Litherland
513	28-Feb-16	Rockingham 8-Lane Infield F1	260.00	30	152	1,301.1	338,273	64	S Goodlip	R Litherland
514	28-Feb-16	Rockingham 8-Lane Infield GC	260.00	30	152	1,550.2	403,039	76	S Goodlip	R Litherland
515	08-Mar-16	Nurburgring	189.33	35	164	1,218.0	230,608	44	J Sismey	A Turnbull
516	22-Mar-16	Daytona 500	77.00	27	388	8,065.9	621,074	118	J Lymer	F Holmes
517	12-Apr-16	Singapore	149.00	30	158	1,857.4	276,753	52	J Sismey	R Litherland
518	19-Apr-16	Zandvoort	130.17	29	154	2,185.6	284,500	54	S Goodlip	F Holmes
519	03-May-16	Austin	104.70	31	163	2,497.5	261,488	50	J Sismey	R Litherland
520	10-May-16	Silverstone	143.33	32	169	2,213.2	317,225	60	S Goodlip	A Turnbull
521	24-May-16	Indy 500	130.50	28	396	4,374.8	570,911	108	J Lymer	A Turnbull
522	07-Jun-16	Albacete	116.75	29	153	2,437.8	284,613	54	J Sismey	A Turnbull
523	05-Jul-16	Motegi	142.67	25	131	1,830.4	261,136	49	N Sismey	A Turnbull
524	26-Jul-16	Sepang	127.75	25	131	1,822.2	232,786	44	J Sismey	R Litherland
525	09-Aug-16	Spa	152.33	27	142	1,859.3	283,233	54	L Pateman	A Turnbull
526	30-Aug-16	Brands Hatch	119.75	29	152	2,411.6	288,789	55	L Pateman	R Litherland
527	13-Sep-16	Rio 10 Lane Oval	103.75	23	254	4,249.4	440,875	83	S Goodlip	A Turnbull
528	04-Oct-16	Jacarepagua	128.75	23	120	1,944.3	250,329	47	L Pateman	A Turnbull
529	11-Oct-16	Bathurst	132.00	27	142	2,525.1	333,313	63	S Goodlip	R Litherland
530	18-Oct-16	Monaco	108.25	17	88	1,118.2	121,045	23	P Rees	F Holmes
531	25-Oct-16	Suzuka	155.50	22	115	1,262.6	196,334	37	P Rees	A Turnbull
532	03-Nov-16	Le Mans	233.33	28	255	2,923.2	682,079	129	L Pateman	R Litherland

DHORC Club Night Circuit Statistics Rounds 533 to 584 (2017 - 2018)										
Rnd	Date	Circuit	Length Feet	Att	3 Min Races	Laps	Distance		Winners	
							Feet	Miles	Adult	Junior
533	10-Jan-17	Suzuka	155.50	27	142	1,905.2	296,259	56	L Pateman	R Litherland
534	24-Jan-17	New York	115.00	29	152	2,555.7	293,906	56	L Pateman	A Turnbull
535	7-Feb-17	Istanbul Park	130.75	32	168	2,422.3	316,716	60	J Lymer	R Litherland
536	21-Feb-17	Daytona 500	77.00	31	442	8,426.7	648,856	123	J Lymer	B Roythorne
537	25-Feb-17	Rockingham Oval - F1	124.33	32	67	1,052.4	130,848	25	G Peach	Z Roythorne
538	25-Feb-17	Rockingham Oval - GC	124.33	32	67	1,201.4	149,374	28	J Lamb	G Reyes-England
539	26-Feb-17	Rockingham 8-Lane Infield F1	260.00	33	167	1,320.9	343,421	65	S Goodlip	A Turnbull
540	26-Feb-17	Rockingham 8-Lane Infield GC	260.00	33	167	1,684.4	437,954	83	L Pateman	R Litherland
541	7-Mar-17	Sakhir	115.42	26	136	2,019.7	233,114	44	L Pateman	F Holmes
542	14-Mar-17	Estoril	179.33	31	162	1,810.2	324,629	61	J Lymer	R Litherland
543	21-Mar-17	Donington Park	66.25	31	161	4,148.2	274,818	52	D Garbett	A Turnbull
544	11-Apr-17	Spa	152.33	31	162	1,918.2	292,205	55	S Goodlip	R Litherland
545	2-May-17	Phillip Island	100.17	23	121	2,454.9	245,907	47	N Sismey	A Turnbull
546	9-May-17	Baku City	145.00	29	152	2,035.2	295,104	56	L Pateman	R Litherland
547	16-May-17	Indy 500	130.50	29	426	4,808.1	627,457	119	L Pateman	R Litherland
548	27-Jun-17	Interlagos	114.00	29	151	2,569.8	292,957	55	S Goodlip	A Turnbull
549	7-Jul-17	Le Mans	233.33	47	427	4,815.7	1,123,662	213	J Lymer	A Turnbull
550	25-Jul-17	550	567.00	31	157	661.7	375,184	71	S Goodlip	R Litherland
551	8-Aug-17	Buenos Aires	144.50	22	114	1,498.5	216,533	41	S Goodlip	R Litherland
552	29-Aug-17	Paul Ricard	141.50	27	141	1,849.7	261,585	50	L Pateman	A Turnbull
553	5-Sep-17	Rio 10 Lane Oval	103.75	31	343	5,065.1	525,504	100	S Goodlip	A Turnbull
554	19-Sep-17	Kyalami	113.67	30	157	2,827.8	321,425	61	A Smith	R Litherland
555	26-Sep-17	Fuji	145.00	34	178	2,436.1	346,318	66	S Goodlip	R Litherland
556	24-Oct-17	Watkins Glen	111.67	31	157	2,395.1	267,451	51	S Goodlip	B Roythorne
557	31-Oct-17	Monza	145.00	23	121	2,039.9	295,786	56	S Goodlip	R Litherland
558	7-Nov-17	Le Mans Bugatti	110.50	32	167	3,192.8	352,804	67	S Goodlip	R Litherland
559	02-Jan-18	Mexico City	136.17	29	152	2,071.9	282,131	53	N Sismey	A Turnbull
560	09-Jan-18	New York	115.00	28	146	2,567.3	295,240	56	A Smith	Z Roythorne
561	23-Jan-18	Singapore	149.00	35	184	2,192.0	326,608	62	S Goodlip	A Turnbull
562	13-Feb-18	Daytona 500	77.00	27	388	8,999.1	692,931	131	C Roythorne	F Holmes
563	24-Feb-18	Rockingham Oval F1	124.33	37	77	1,244.9	154,782	29	L Pateman	L Bowles
564	24-Feb-18	Rockingham Oval GC	124.33	37	77	1,402.0	174,315	33	C Roythorne	B Roythorne
565	24-Feb-18	Rockingham Infield F1	260.00	42	208	1,621.8	416,676	79	A Smith	A Turnbull
566	24-Feb-18	Rockingham Infield GC	260.00	42	207	1,937.6	430,170	81	L Smith	Z Roythorne
567	06-Mar-18	Phillip Island	100.17	27	141	2,930.3	293,528	56	A Smith	A Turnbull
568	27-Mar-18	Zandvoort	130.17	30	154	1,931.3	251,397	48	J Lymer	F Holmes
569	10-Apr-18	Watkins Glen	111.67	32	167	3,187.1	347,616	66	A Smith	Z Roythorne
570	24-Apr-18	Baku City	145.00	33	174	2,319.1	336,270	64	N Sismey	A Turnbull
571	08-May-18	Zhejiang	111.75	30	157	2,554.4	285,454	54	A Smith	Z Roythorne
572	22-May-18	Indy 500	130.50	31	454	4,997.0	652,109	124	S Goodlip	F Holmes
573	19-Jun-18	Barcelona	174.08	28	145	1,761.5	306,642	58	S Goodlip	A Turnbull
574	26-Jun-18	Montreal	115.83	30	149	2,461.8	285,150	54	S Goodlip	R Litherland
575	10-Jul-18	Silverstone	143.42	34	176	2,296.3	329,335	62	D Garbett	A Turnbull
576	24-Jul-18	Kyalami	114.25	28	146	2,416.0	276,028	52	J Lymer	Z Roythorne
577	14-Aug-18	Fuji	145.00	28	142	1,889.8	274,021	52	N Sismey	A Turnbull
578	28-Aug-18	Bugatti	110.50	29	145	2,811.7	304,714	58	A Smith	Z Roythorne
579	04-Sep-18	Rio Oval	103.75	30	323	4,403.3	456,842	87	S Goodlip	Z Roythorne
580	25-Sep-18	Motegi	149.58	43	221	2,828.8	423,132	80	S Goodlip	A Turnbull
581	09-Oct-18	Shanghai	112.83	28	141	1,845.0	208,171	39	S Goodlip	A Turnbull
582	23-Oct-18	Monza	145.00	32	167	2,799.1	405,870	77	S Goodlip	R Litherland
583	30-Oct-18	Hungaroring	104.58	28	146	2,527.4	258,062	49	S Goodlip	A Turnbull
584	08-Nov-18	Le Mans	233.33	43	383	4,528.8	1,056,719	200	S Goodlip	R Litherland

DHORC Club Night Circuit Statistics Rounds 585 to 646 (2019 - 2022)										
Rnd	Date	Circuit	Length Feet	Att	3 Min Races	Laps	Distance		Winners	
							Feet	Miles	Adult	Junior
585	08-Jan-19	Albert Park	127.83	29	153	2,244.6	286,927	54	N Sismey	A Turnbull
586	15-Jan-19	Goodwood	82.17	24	131	2,884.9	237,052	45	J Lymer	A Turnbull
587	05-Feb-19	Top Gear	122.33	24	131	2,492.3	304,891	58	A Smith	A Turnbull
588	12-Feb-19	Daytona 500	77.00	28	425	9,114.9	701,847	133	D Garbett	R Litherland
589	23-Feb-19	Rockingham Oval F1	124.33	30	67	1,135.9	141,230	27	S Goodlip	R Litherland
590	23-Feb-19	Rockingham Oval GC	124.33	30	67	1,135.9	141,230	27	A Smith	R Litherland
591	23-Feb-19	Rockingham Infield F1	260.00	34	180	1,516.0	394,147	75	N Sismey	R Litherland
592	23-Feb-19	Rockingham Infield GC	260.00	34	180	1,850.1	481,013	91	A Smith	R Litherland
593	05-Mar-19	Tsukuba	120.33	33	182	2,280.8	406,822	77	A Smith	A Turnbull
594	26-Mar-19	Brands Hatch (Indy)	69.17	31	164	4,868.0	336,720	64	A Smith	A Turnbull
595	26-Mar-19	Silverstone Club	68.33	31	164	5,219.4	356,657	68	L Pateman	R Litherland
596	09-Apr-19	Palm Beach	162.00	23	130	1,902.3	308,173	58	N Sismey	R Litherland
597	30-Apr-19	Monaco	106.25	22	119	1,770.3	188,094	36	A Smith	A Turnbull
598	07-May-19	Zolder	133.75	16	89	1,233.0	164,914	31	A Turnbull	A Turnbull
599	25-Jun-19	Indy 500	130.50	20	308	3,887.3	507,293	96	P Rees	H Smith
600	09-Jul-19	Daytona 24	161.75	21	106	1,597.0	258,347	49	A Smith	R Litherland
601	16-Jul-19	Cadwell Park	96.00	26	133	2,362.9	226,838	43	P Rees	R Litherland
602	23-Jul-19	Brands Hatch	155.00	21	115	1,826.4	273,684	52	A Smith	A Turnbull
603	30-Jul-19	Osterreichring	106.25	13	67	1,383.3	146,976	28	L Pateman	H Smith
604	13-Aug-19	Brno	98.92	22	120	2,546.0	251,850	48	L Pateman	A Turnbull
605	17-Sep-19	Sochi	137.67	33	175	2,078.0	286,070	54	L Pateman	A Turnbull
606	24-Sep-19	Snetterton 200 GC	68.58	22	74	2,877.0	197,305	37	A Smith	A Turnbull
607	24-Sep-19	Snetterton 200 F1	68.58	22	74	2,322.2	159,257	30	A Smith	A Turnbull
608	01-Oct-19	Rio Oval	103.67	24	287	4,837.7	501,911	95	P Rees	A Turnbull
609	15-Oct-19	Bathurst	132.00	26	147	2,618.4	345,629	65	L Pateman	R Litherland
610	22-Oct-19	Interlagos	114.00	38	205	3,354.5	344,565	65	A Smith	A Turnbull
611	29-Oct-19	Yas Marina	149.00	20	116	1,361.3	202,834	38	D Garbett	A Turnbull
612	07-Nov-19	Le Mans	233.33	38	357	3,964.3	925,002	175	A Smith	R Litherland
613	07-Jan-20	Norising	92.25	27	146	3,460.0	319,185	60	N Sismey	R Litherland
614	14-Jan-20	Monza	161.00	21	111	1,845.7	297,158	56	S Goodlip	L Turnbull
615	28-Jan-20	Hockenheimring New	128.08	24	130	2,289.9	293,290	56	S Goodlip	L Turnbull
616	11-Feb-20	Daytona 500	77.00	22	308	7,086.2	545,637	103	S Goodlip	R Litherland
617	27-Jul-21	Mallory Park	88.42	21	68	1,783.5	157,697	30	S Good/P Rees	L Turnbull
618	27-Jul-21	Mallory Park	88.42	21	68	2,188.4	193,498	37	S Goodlip	L Bowles
619	17-Aug-21	Dijon-Prenois	98.50	13	42	916.1	90,236	17	A Smith	N/A
620	17-Aug-21	Dijon-Prenois	98.50	13	42	1,175.9	115,826	22	A Smith	N/A
621	07-Sep-21	Knockhill	83.33	15	48	1,200.8	100,066	19	S Goodlip	J Lawson
622	07-Sep-21	Knockhill	83.33	15	48	1,540.5	128,375	24	S Goodlip	H Smith
623	28-Sep-21	Oulton Park	114.50	15	49	922.3	105,603	20	P Rees	H Smith
624	28-Sep-21	Oulton Park	114.50	15	49	1,136.2	130,095	25	R Litherland	H Smith
625	19-Oct-21	Mallory Park	88.42	15	51	1,325.2	117,174	22	P Rees	J Lawson
626	19-Oct-21	Mallory Park	88.42	15	49	1,591.5	140,720	27	A Smith	J Lawson
627	09-Nov-21	Dijon-Prenois	98.50	15	48	1,013.6	99,840	19	A Smith	H Smith
628	09-Nov-21	Dijon-Prenois	98.50	15	48	1,316.8	129,705	25	A Smith	H Smith
629	30-Nov-21	Knockhill	83.33	15	48	1,298.5	108,208	20	P Rees	H Smith
630	30-Nov-21	Knockhill	83.33	15	48	1,647.3	137,274	26	A Smith	H Smith
631	11-Jan-22	Long Beach	79.33	15	49	1,100.5	87,306	17	P Rees	J Lawson
632	11-Jan-22	Long Beach	79.33	15	49	1,350.9	107,171	20	L Pateman	J Lawson
633	01-Feb-22	Donington Park F1	84.50	23	75	1,753.6	148,179	28	A Smith	J Lawson
634	01-Feb-22	Donington Park GC	84.50	23	75	2,170.5	183,407	35	L Pateman	L Bowles
635	22-Feb-22	Nashville F1	103.50	16	51	944.9	97,797	19	A Turnbull	L Bowles
636	22-Feb-22	Nashville GC	103.50	16	51	1,194.0	123,579	23	A Smith	L Bowles
637	15-Mar-22	Zandvoort F1	98.50	24	78	1,560.1	153,670	29	S Goodlip	L Bowles
638	15-Mar-22	Zandvoort GC	98.50	24	78	1,941.3	191,218	36	A Smith	L Bowles
639	05-Apr-22	Mallory Park	88.42	25	131	3,430.6	303,334	57	S Goodlip	L Bowles
640	26-Apr-22	Dijon-Prenois F1	98.50	24	78	1,538.0	151,493	29	S Goodlip	J Thompson
641	26-Apr-22	Dijon-Prenois GC	98.50	24	78	1,963.8	193,434	37	L Pateman	H Smith
642	17-May-22	Knockhill	83.33	25	131	3,883.2	323,599	61	A Smith	L Bowles
643	07-Jun-22	Oulton Park F1	92.58	22	70	1,554.8	143,943	27	S Goodlip	J Lawson
644	07-Jun-22	Oulton Park GC	92.58	22	70	2,014.0	186,456	35	L Pateman	H Smith
645	28-Jun-22	Long Beach F1	79.33	17	54	1,117.3	88,639	17	N Sismey	L Bowles
646	28-Jun-22	Long Beach GC	79.33	17	54	1,477.3	117,199	22	L Pateman	L Bowles

5. Updated Razorlite Lexans HO catalogue

Please see **Phil Rees'** updated Lexan car bodies at the back of this magazine. If you like any of the bodies, please talk to Phil who can paint them up in any colour you like for £10.



Visit our
Facebook Page
or the back of
this magazine



Clear plastic bodies to suit a variety of HO chassis. Many not found elsewhere



Race Report



Round 17

Donington Park – F1

09th August 2022

Rounds 3&4

Donington Park (UK)

Rounds 17&18

Previous Results

				1st	2nd	3rd
Adults						
DHORC 19	14-Sep	1993	92'7"	J Neale	N Sismey	J Tague
DHORC 20	05-Oct	1993	92'7"	J Tague	N Sismey	D Brentnall
DHORC 21	29-Oct	1993	92'7"	J Tague	A Smith	N Sismey
DHORC 22	16-Nov	1993	92'7"	J Tague	A McPeake	J Neale
DHORC 77	11-Mar	1997	92'7"	N Sismey	S Goodlip	M Chadwick
DHORC 97	10-Mar	1998	92'7"	P Rees	N Sismey	A McPeake
DHORC 117	09-Mar	1999	92'7"	P Rees	N Sismey	A McPeake
DHORC 137	07-Mar	2000	92'7"	M Chadwick	T Dingley	J Tague
DHORC 244	22-Feb	2005	92'7"	M Chadwick	W Lander	D McPeake
DHORC 330	13-Jan	2009	66'3"	J Sismey	A McPeake	N Sismey
DHORC 378	11-Jan	2011	66'3"	M Chadwick	A McPeake	L Smith
DHORC 430	15-Jan	2013	66'3"	J Sismey	L Pateman	S Anand
DHORC 500	22-Aug	2015	116'1"	T Baldock	S Goodlip	N Sismey
DHORC 543	21-Mar	2017	66'3"	D Garbett	P Rees	S Goodlip
DHORC 633 F1	01-Feb	2022	84'6"	A Smith	P Rees	S Goodlip
DHORC 634 GC	01-Feb	2022	84'6"	L Pateman	A Smith	R Litherland
DHORC 647 F1	09-Aug	2022	84'6"	A Smith	C Bowles	P Rees
DHORC 648 GC	09-Aug	2022	84'6"			

				1st	2nd	3rd
Juniors						
DHORC 19	14-Sep	1993	92'7"	M Minnis	C Davenport	K Schofield
DHORC 20	05-Oct	1993	92'7"	AJ McPeake	M Minnis	C Davenport
DHORC 21	29-Oct	1993	92'7"	M Minnis	AJ McPeake	C Davenport
DHORC 22	16-Nov	1993	92'7"	M Minnis	C Davenport	K Schofield
DHORC 77	11-Mar	1997	92'7"	C Brentnall	J Henry	J Watson
DHORC 97	10-Mar	1998	92'7"	C Brentnall	C Bowles	G Haddon
DHORC 117	09-Mar	1999	92'7"	J Henry	C Brentnall	P Connally
DHORC 137	07-Mar	2000	92'7"	J Henry	P Connally	T Pank
DHORC 244	22-Feb	2005	92'7"	T Chadwick	J Sismey	K All
DHORC 330	13-Jan	2009	66'3"	L Smith	K Cook	R Cook
DHORC 378	11-Jan	2011	66'3"	K Levers	J Mellor	J Pateman
DHORC 430	15-Jan	2013	66'3"	J Mellor	J Pateman	J Lister
DHORC 500	22-Aug	2015	116'1"	A Hall	A Turnbull	Z Roythorne
DHORC 543	21-Mar	2017	66'3"	A Turnbull	R Litherland	F Holmes
DHORC 633 F1	01-Feb	2022	84'6"	J Lawson	L Bowles	H Smith
DHORC 634 GC	01-Feb	2022	84'6"	L Bowles	J Lawson	H Smith
DHORC 647 F1	09-Aug	2022	84'6"	J Woodhouse	L Bowles	
DHORC 648 GC	09-Aug	2022	84'6"			

Circuit Records

Lap Length 84'6"

Qualifying

F1	L Pateman	01Feb22
	58.1 Laps	
GC	L Pateman	01Feb22
	77.5 Laps	

Fastest Laps

F1	S Goodlip	01Feb22
	5.25 secs	
GC	L Pateman	01Feb22
	A Smith	01Feb22
	3.99 secs	

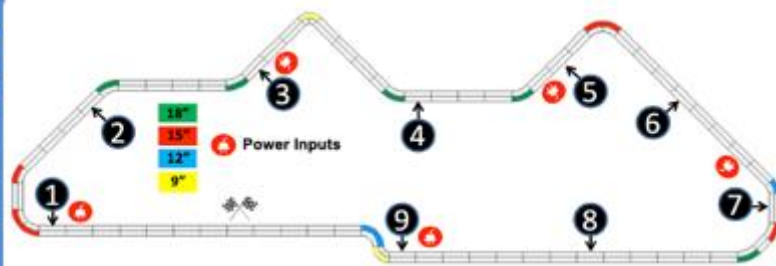
Race Laps

F1	A Smith	01Feb22
	30.3 Laps	
GC	L Pateman	01Feb22
	41.9 Laps	

Final Points

7.0 Points	P Rees	09Aug22
-------------------	--------	---------

DoningtonPark 



DHORC 647 & 648



Chris Bowles took his second career Pole Position in the F1 Club Night while Lee Pateman took his 121st in the GC Club Night at Donington Park

Angus pips Pole sitter Chris by a smidgen

'A' Final – **Angus Smith** thought he had his fifth Pole of the year and 43rd of his career until **Chris Bowles** came along in the last qualifying group and snatched it away by 0.8 laps. This was Chris' second career Pole, his previous on 24Feb18 on the Rockingham Oval. So you could say this was his first true Pole, congrats Chris. These two pushed each other throughout the 'A', their cars just inches apart throughout the three-minute final. At the flag Angus' car was a mere 17" to the good (see Page 28), recording his fifth win of the year. Both being on the same lap and tenth, this was the highest race lap score of the night, Chris' first ever race lap top spot, his previous best being second, over 22 years ago on 18Apr00! It was Angus' fifth of the year and 38th career. He also took his 48th fastest lap on Blue Lane in qualifying. With Chris being third at the previous F1 race and second here, will Nashville be his first win?

While these two battled for supremacy **Phil Rees** wasn't too far behind in their rear view mirrors. Having suffered the loss of a guide pin during qualifying on Blue Lane he made an incredible comeback winning the 'D', 'C' and 'B' Final, all on the unloved Yellow Lane! This equalled his best ever Final run, and his 7.0 points broke his own Donington Park Final points record of 5.5 set on 22Feb05. This catapulted him back to the top of the DHORC Final Challenge. Lapping 0.10 seconds slower than Chris he was just 0.6 laps back.

Nick Sismey was only 0.07 seconds slower than Phil but just couldn't get it together falling back by 2.2 laps.

Derby HO Racing Club
dhorc
 Home of HO Le Mans

Round 17 - ADULTS

Donington Park F1 - UK

09 August 2022


2nd
Chris Bowles

1st
Angus Smith

3rd
Phil Rees



Angus Smith beat Chris by the smallest of margins to take the F1 win



'B' Final – **Lee Pateman** thought he had finally brought Phil's run through the Finals to a halt in the 'B' as he kept him at bay for most of the 3-minutes, however an off with the flag in sight enabled Phil to scrape through by 0.2 laps. While Lee's voice grew higher pitched the more he talked about the result, he would recover in the GC 'A' Final. **Adam Turnbull** would set the fastest lap in the penultimate Final, his 6.03 second lap only beaten in the Finals by Angus in the 'A'. He almost made Lee's 'B' run even worse as he was a mere 0.1 laps in arrears, saving Lee from turning soprano! **Dean Garbett** unfortunately dropped from 4th on the grid to 7th overall 2.5 laps down on Adam.

'C' Final – **Dan Turnbull** set exactly the same F1 lap and fastest lap scores on Tuesday night as he did at the 01Feb22 Club Night; what are the chances of that? He gave 'D' final winner Phil a good run for his money here losing out by just a lap. While returnee **Reuben Litherland** was quicker than Dan he struggled with consistency on Red Lane as Dan took a lap out of him each minute. **Lewis Bowles** had a very busy night, having already run six races in the Juniors and four qualifying races in the Adults. Here in his 11th race of the night, his first ever Adult Final saw him round out the top ten. Interestingly he qualified 4.6 laps better than he did in the Juniors.

'D' Final – **Macaully Dutson** very nearly stopped Phil in his tracks in the 'D', even taking the lead at one point! However Phil recovered to take the win by just 0.2 laps. Despite this Macaully continues to improve his lot, going one better than his previous best finish and fastest lap with 11th and 10th respectively. He also improved on race laps by four places with 8th – well done Macaully.



Phil Rees was king of the Finals on Tuesday

'E' Final – We welcomed **Andrew Woodhouse** to DHORC on Tuesday night, his first night as a Member. He was the only early Finalist, however. Having qualified an excellent 10th at his first race he would still take home his first Wooden Spoon with 14th. He did have Non-Member **Alan Stevenson** to race with though, Alan setting the fastest lap but Andrew taking the win by 3.5 laps. Hopefully these two will both be running as Members at the Nashville Club Night

MASTERS REPORT

Angus continues to add to tally

Angus' very narrow Adult win kept him in good stead to retain his Masters Championship with his tenth win of the year ahead of Phil, Nick, Dean and Stuart. Geoff had been bowling all day so need a rest bite from the heat! He popped in to drop off the Spares boxes though – thanks Geoff.





Jenson Woodhouse took his 1st Junior win at his 1st Club Night

JUNIOR REPORT

Jenson beats Lewis to take 1st win at 1st attempt!

'A' Final – Jenson Woodhouse became only the third Junior in DHORC history to win his very first Club Night on Tuesday! Mike Minnis won at his first attempt at Cadwell Park on 6Oct92 and James Mellor (then known as Jamie) mirrored this at the Rio Oval on 15Sep09. Both went on to become double Junior Champions, so the writing is on the wall for Jenson! Pole sitter and Championship leader Lewis Bowles was way quicker than Jenson in the 'A', 1.33 seconds separating them in lap times, however Lewis struggled to keep his faster car on the island. Jenson victory of margin was 2.4 laps of the 84'6" Donington Park circuit. His 21.1 laps were also the most laps of the night, another first for him, while Lewis took his 12th career fastest lap.

Derby HO Racing Club
dharc
 Home of HO Le Mans

Round 17 - JUNIORS
Donington Park F1 - UK
 09 August 2022

2nd
Lewis Bowles

1st
Jenson Woodhouse

3rd
Timmy Stevenson (nm)

We also had two Non-Members in the only Junior Final, 5-year-old **Timmy Stevenson** and Jenson's younger brother 4-year-old **Ellis Woodhouse**. Timmy, who is joining DHORC at the next Club Night at Nashville, would have taken second on the grid had he been a Member. He came home 3.4 laps behind Lewis and 5.4 laps ahead of Ellis. (Interesting fact: my grandad was also called Ellis, born in 1900 he would have been 118 years older than the younger Ellis – Ed)

Tommy Tyco



Macaully Dutson set three Personal Bests at the F1 Club Night

Race Results



Who Came Where?

Who Scored What?



Andrew Woodhouse's (centre) first race as a Member and Alan Stevenson (right) first race as a Non-Member, are accompanied by Macaully in Qualifying



Lewis Bowles also ran in the Adults on Tuesday night, completing twelve 3-minute races and taking 10th in F1 and 9th in GC, nearly beating his dad!

DERBY H:O SLOT CAR CLUB CHAMPIONSHIP RACE 647																
Donington Park F1 - 09 August 2022 - Round 17																
MASTER POINTS TABLE (NM = NON MEMBER)																
QUALIFYING					FASTEST LAPS					POINTS TOTAL						
POS	ADULT	LAPS	ADULT	PTS	POS	ADULT	TIME	MPH	POS	ADULT	LAPS	ADULT	PTS	POS	ADULT	PTS
1	C Bowles	55.0	1	A Smith (M)	45	1	A Smith (M)	5.72	10.072	1	C Bowles	28.1	1	A Smith (M)	47	
2	A Smith (M)	54.2	2	C Bowles	38	2	P Rees (M)	5.79	9.951	1	A Smith (M)	28.1	2	C Bowles	41	
3	N Sismey (M)	53.2	3	P Rees (M)	34	3	A Turnbull	5.88	9.798	3	L Pateman	27.5	3	P Rees (M)	34	
4	D Garbett (M)	51.7	4	N Sismey (M)	31	4	D Garbett (M)	5.91	9.749	3	P Rees (M)	27.5	4	N Sismey (M)	31	
5	L Pateman	49.9	5	L Pateman	29	5	L Pateman	5.93	9.716	5	N Sismey (M)	26.7	5	L Pateman	29	
6	A Turnbull	49.7	6	A Turnbull	28	6	C Bowles	6.02	9.570	6	A Turnbull	26.4	6	A Turnbull	28	
7	R Litherland	48.2	7	D Garbett (M)	27	7	N Sismey (M)	6.18	9.323	7	D Garbett (M)	25.9	7	D Garbett (M)	27	
8	D Turnbull	43.5	8	D Turnbull	26	8	R Litherland	6.60	8.729	8	M Dutton	25.6	8	D Turnbull	26	
9	L Bowles	42.2	9	R Litherland	25	9	D Turnbull	6.62	8.703	9	R Litherland	24.9	9	R Litherland	25	
10	A Woodhouse	41.3	10	L Bowles	24	10	M Dutton	6.68	8.625	10	D Turnbull	23.5	10	L Bowles	24	
11	S Gray (M)	40.8	11	M Dutton	23	11	L Blacker	6.75	8.535	11	S Gray (M)	22.9	11	M Dutton	23	
12	M Dutton	38.6	12	S Gray (M)	22	12	A Woodhouse	6.78	8.498	12	A Woodhouse	22.7	12	S Gray (M)	22	
13	P Rees (M)	38.3	13	L Blacker	21	13	S Gray (M)	6.86	8.398	13	L Bowles	22.1	13	L Blacker	21	
14	L Blacker	37.6	14	A Woodhouse	20	14	L Bowles	7.05	8.172	14	L Blacker	21.4	14	A Woodhouse	20	
15	A Stevenson (NM)	35.0	15	A Stevenson	NM	15	A Stevenson (NM)	6.59	8.743	15	A Stevenson	18.9	15	A Stevenson	NM	
QUALIFYING					FASTEST LAPS					POINTS TOTAL						
POS	JUNIOR	LAPS	JUNIOR	PTS	POS	JUNIOR	TIME	MPH	POS	JUNIOR	LAPS	JUNIOR	PTS	POS	ADULT	PTS
1	L Bowles	37.6	1	J Woodhouse	45	1	L Bowles	6.78	8.498	1	J Woodhouse	21.1	1	J Woodhouse	45	2.0
2	T Stevenson (NM)	34.5	2	L Bowles	38	2	J Woodhouse	7.48	7.702	2	L Bowles	20.9	2	L Bowles	43	1.5
3	J Woodhouse	30.9	3	T Stevenson	NM	3	T Stevenson (NM)	8.17	7.952	3	T Stevenson	19.5	3	T Stevenson	NM	NM
4	E Woodhouse (NM)	N/A	4	E Woodhouse	NM	4	E Woodhouse (NM)	11.10	5.190	4	E Woodhouse	9.9	4	E Woodhouse	NM	NM

Final Points

POS	ADULT	PTS
1	P Rees (M)	7.0
2	A Smith (M)	2.0
3	C Bowles	1.5
3	L Pateman	1.5
3	D Turnbull	1.5
3	M Dutton	1.5
7	A Turnbull	1.0
7	R Litherland	1.0
7	S Gray (M)	1.0
10	N Sismey (M)	0.5
10	D Garbett (M)	0.5
10	L Bowles	0.5
10	L Blacker	0.5
14	A Woodhouse	0.0
14	A Stevenson	NM

FINAL POINTS

POS	ADULT	PTS
1	J Woodhouse	2.0
2	L Bowles	1.5
3	T Stevenson	NM
3	E Woodhouse	NM



Dean Garbett just missed out on an 'A' Final placing in Qualifying by 1.5 laps finishing 7th.
Nick Sismey Qualified 2nd and finished 3rd

CL		GREEN		BLUE		QUAL		FINAL 1		FINAL 2		FINAL 3		FINAL 4		BEST		TOTAL	
		LAPS	TIME	LAPS	TIME	LAPS	PTS	FIN	POS	LAPS	TIME	LAPS	TIME	LAPS	TIME	LAPS	TIME	LAPS	TIME
A	C Bowles	27.9	6.02	27.1	6.07	55.0	A2	1.5	28.1	6.08						28.1	6.02	83.1	
A	A Smith (M)	27.0	5.87	27.2	5.72	54.2	A1	2.0	28.1	5.84						28.1	5.72	82.3	
A	N Sismey (M)	26.5	6.29	26.7	6.22	53.2	A4	0.5	25.3	6.18						26.7	6.18	78.5	
A	D Garbett (M)	25.9	6.01	25.8	5.91	51.7	B4	0.5	23.5	6.28						25.9	5.91	75.2	
A	L Pateman	22.4	5.93	27.5	6.09	49.9	B2	1.5	26.1	6.08						27.5	5.93	76.0	
A	A Turnbull	23.3	5.88	26.4	6.11	49.7	B3	1.0	26.0	6.03						26.4	5.88	75.7	
A	R Litherland	23.3	6.60	24.9	6.61	48.2	C3	1.0	20.3	6.99						24.9	6.60	68.5	
A	D Turnbull	22.3	6.71	21.2	6.62	43.5	C2	1.5	23.5	7.08						23.5	6.62	67.0	
A	L Bowles	20.1	7.05	22.1	7.12	42.2	C4	0.5	16.9	7.56						22.1	7.05	59.1	
A	A Woodhouse	18.6	8.01	22.7	6.78	41.3	E1		22.2	7.59						22.7	6.78	63.5	
A	S Gray (M)	21.6	7.05	19.2	7.67	40.8	D3	1.0	22.9	6.86						22.9	6.86	63.7	
A	M Dutson	18.7	7.63	19.9	7.16	38.6	D2	1.5	25.6	6.68						25.6	6.68	64.2	
A	P Rees (M)	23.1	6.38	15.2	5.79	38.3	A3	7.0	25.8	6.53	24.5	6.81	26.3	6.26	27.5	6.11	27.5	5.79	142.4
A	L Blacker	17.5	7.19	20.1	6.78	37.6	D4	0.5	21.4	6.75						21.4	6.75	59.0	
AS	A Stevenson	16.1	7.63	18.9	6.59	35.0	E2		18.7	7.11						18.9	6.59	53.7	
J	L Bowles	16.7	7.37	20.9	7.32	37.6	A2	1.5	18.7	6.78						20.9	6.78	56.3	
J	J Woodhouse	12.4	8.61	18.5	7.48	30.9	A1	2.0	21.1	8.11						21.1	7.48	52.0	
JS	T Stevenson	15.0	8.59	19.5	8.17	34.5	A3		15.3	9.23						19.5	8.17	49.8	
JS	E Woodhouse	N/A	N/A	N/A	N/A	N/A	A4		9.9	11.10						9.9	11.10	9.9	
TOTAL FEET														108,151.6		TOTAL LAPS		1,279.9	



Dan Turnbull did a great job at Race Control as usual





LEXAN BODY CATALOGUE

Legends

SWB = 38mm (1.5")
between axle centres

LWB = 41mm (1.6")
between axle centres



AC Cobra
Convertible
LWB



Acura NSX
GT3 2017
LWB
30mm Clip



Alfa Romeo 155
Touring Car
LWB
29mm Clip



Alfa Romeo
BTCC
LWB
30mm Clip



Alfa Romeo
TZ3 Corsa
SWB
29mm Clip



Aston Martin
Vantage GT3
LWB



Audi
R8LMS GT3
LWB



Audi S3
BTCC
LWB
27mm Clip



Austin
Mini Cooper
SWB
28mm Clip



Bentley
Continental GT3
LWB
30mm Clip










BMW
320i Turbo Grp5
SWB
27mm Clip
















BMW 1 Series
BTCC
LWB
29mm Clip








































BMW
M1
SWB
30mm Clip
















			
BMW M3 GT2 LWB 27mm Clip	BMW Z4 GT3 LWB	BMW Z8 Convertible LWB 30mm Clip	Bugatti EB110 SWB 32mm Clip
			
Bugatti Veyron LWB 31mm Clip			
			
Chevrolet Nastruck LWB 30mm Clip	Chevron B19 SWB or LWB 29mm Clip	Corvette C5r GT SWB 30mm Clip	Corvette C7r GT 2017 LWB 31mm Clip
			
Corvette C8r GT3 LWB	Corvette Daytona Prototype SWB 30mm Clip	Corvette 1969 Stingray SWB 30mm Clip	
			
Datsun 240Z SWB 27mm Clip	Datsun Fairlady 2000 LWB 26mm Clip	Dodge Challenger LWB 31mm Clip	

			
Ferrari 250 gt Berlinetta Lusso SWB 30mm Clip	Ferrari 250 GTO LWB 29mm Clip	Ferrari 308 GTb LWB 28mm Clip	Ferrari 365 GTb Daytona SWB 28mm Clip
			
Ferrari 488 Gte LWB 29mm Clip	Ferrari 512 LM SWB or LWB 29mm Clip	Ferrari 575 GTc LWB 30mm Clip	Ferrari 612 Can-Am SWB 32mm Clip
			
Ferrari F40 SWB 32mm Clip	Ferrari Testarossa SWB 32mm Clip	Ford Capri SWB 30mm Clip	Ford Escort SWB 29mm Clip
			
Ford Custom Van LWB 30mm Clip	Ford Focus RS BTCC LWB 29mm Clip	Ford 2006 GT LWB 29mm Clip	Ford 2016 GT LWB Body Pins Only
			
Ford GT40 SWB 29mm Clip	Ford 2005 Mustang LWB 27mm Clip		

			
Honda Civic BTCC LWB 28mm Clip	Honda Integra LWB 28mm Clip	Honda S2000 SWB 26mm Clip	
			
Jaguar D Type LWB 30mm Clip	Jaguar XJ 220 LWB 32mm Clip	Jaguar XJR 5 (Grp 44) SWB 32mm Clip	Jaguar XJR 9 (Grp C) SWB or LWB 33mm Clip
			
Jaguar XKR GT3 LWB 30mm Clip			Koenigsegg CCX LWB 30mm Clip
			
Lamborghini Contach SWB 29mm Clip	Lamborghini Huracan GT3 LWB 32mm Clip	Lamborghini Miura Concept LWB 30mm Clip	Lamborghini Miura Jota SWB 28mm Clip
			
Lancia LC2 SWB 31mm Clip	Lotus Elise LWB 27mm Clip	Lotus Espirit LWB	Lotus Europa LWB 31mm Clip

			
Matchbox Hi-Tailer LWB 33mm Clip	Mazda 787b (Grp C) LWB 30mm Clip	Mazda RX7 SWB 27mm Clip	McLaren F1 GTr LWB
			
McLaren MP4 12C GT3 LWB 28mm Clip	Mercedes Gullwing 300SL SWB	Mercedes 300SLR LWB	Mercedes CLK GTB LWB 30mm Clip
			
Mercedes DTM Car LWB 30mm Clip	MG 6GT BTCC LWB 28mm Clip	Mini Mini Cooper LWB 27mm Clip	Morris Minor LWB 27mm Clip
			
Mustang 1967 GT 500 SWB 30mm Clip	Mustang Mach 1 SWB 30mm Clip		
			
Nascar SWB 32mm Clip	Nissan 300ZX SWB 31mm Clip	Nissan March 86G Gtp SWB or LWB 30mm Clip	Nissan R390 GT LWB 32mm Clip

			
Nissan 1989 R89C LWB 32mm Clip	Nissan 1977 Skyline GT-R LWB 27mm Clip	Nissan R32 Skyline SWB 30mm Clip	Nissan Grp C SWB 32mm Clip
			
Pagani Huayra LWB 29mm Clip	Pagini Zonda C12 LWB 30mm Clip	Panoz 1999 LMP-1 LWB 32mm Clip	Peugeot 905 Grp C SWB or LWB 31mm Clip
			
Pontiac 1977 Firebird LWB 30mm Clip	Porsche 908 SWB 29mm Clip	Porsche 910 LWB 32mm Clip	Porsche 911 GT3 SWB 27mm Clip
			
Porsche 911 Turbo RSR GT3 LWB 28mm Clip	Porsche 917 SWB or LWB 31mm Clip	Porsche 934 Turbo RSR SWB 26mm Clip	Porsche 935 Turbo SWB 28mm Clip
			
Porsche 956 Grp C SWB 31mm Clip	Porsche 959 SWB 29mm Clip	Porsche 962 Grp C LWB 32mm Clip	

			
Renault Clio Cup Car LWB 30mm Clip	Renault Clio V6 LWB 29mm Clip	Renault Megane Trophy LWB 30mm Clip	Renault RS01 GT LWB 28mm Clip
			
Saleen S7 LWB	Sauber Mercedes C11 Grp C SWB or LWB 32mm Clip	Shadow MK 11a LWB 31mm Clip	Shelby Cobra Daytona Coupe SWB 31mm Clip
			
Subaru Levorg BTCC LWB 28mm Clip			
			
Toyota 88C-V Grp C SWB or LWB 32mm Clip	Toyota GT-One LWB	Triumph TR7 LWB 28mm Clip	TVR Sagaris LWB
			
Wiesmann GT MF5 SWB or LWB			Zakspeed Grp 5 Capri SWB or LWB 30mm Clip

Where is DHORC?

Derby HO Racing Club

dhorc

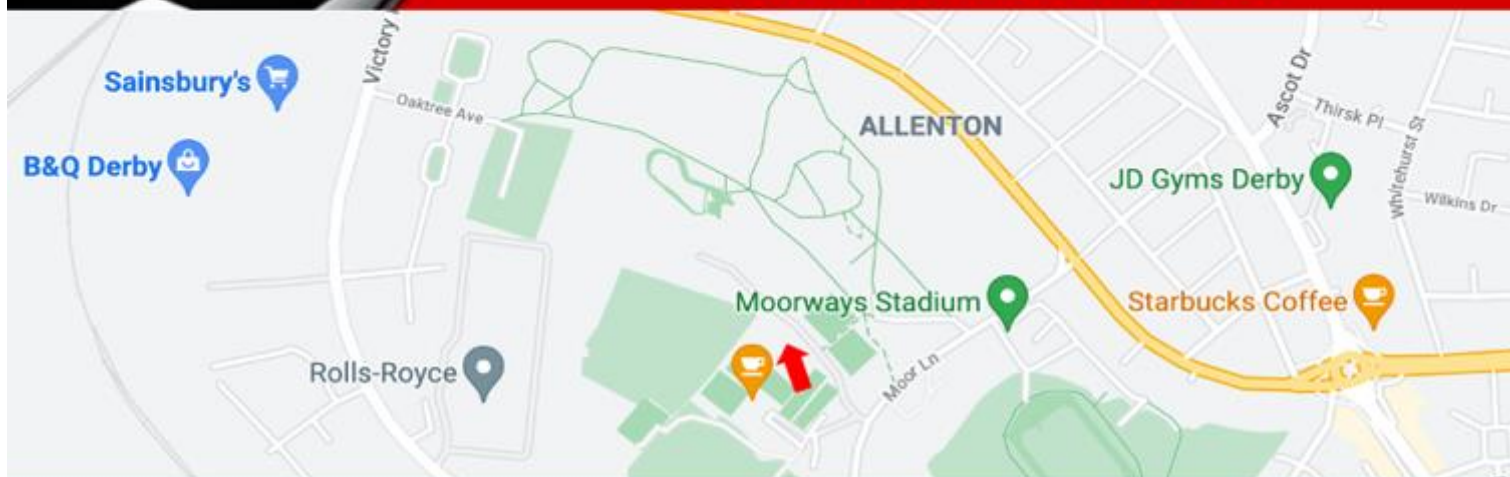
Home of HO Le Mans

Sponsored by
HARDEN CREEK
SLOT CARS

Derby H:O Racing Club
A Record Breaking Club



www.dhorc.co.uk



DHORC's Club Room



Derby Leisure Ltd Table Tennis Room

Derby Leisure Ltd,
Moor Lane, Allenton
Derby, DE24 9HY

Derby HO Racing Club
dhorc
Home of HO Le Mans
Carrera DIGITAL

Nick Sismey
sismey80@hotmail.co.uk
07984 339192