

Visit dhorc.co.uk or Find us on **facebook**

Derby HO Racing Club

dhore

Home of HO Le Mans Sponsored by **HARDEN CREEK**
SLOT CARS

Club Night

6 4 8

Round 18 **Donington Park-GC** **09Aug22**



ADULTS

- 01** L PATEMAN
- 02** A SMITH
- 03** N SISMEY

JUNIORS

- 01** L BOWLES
- 02** J WOODHOUSE
- 03** T STEVENSON (NM)

This Week: Convoy in the Park - RR Trent 700 Corporate - DHORCingham



About:



History and Key Facts

HO Club founded on 7 July 1992

- DHORC: Derby HO Racing Club ("HO" Is The Scale = 1/64th)
- Section of Derby Leisure Limited, open to all!
- Home of world famous international Le Mans 24 Hour race.
- Smaller scale version of Scalextric, once set up works all night!
- Four-lane circuits
- Computerised timing
- Statistics for every meeting and every member since July 1992
- Over 20 race meetings each year
- 50+ circuit designs, up to 567 feet in length
- Eight-lane routed Rockingham oval
- Two car categories – Tyco open wheel (F1)
 - Tomy SGP, BSRT, VSR enclosed wheel (GC)



ADULTS	JUNIORS
01 S GOODLIP	01 L BOWLES
02 P REES	02 J THOMPSON
03 C BOWLES	03 J LAWSON

Carrera Digital Club 1st race 18 January 2022

- 1/32nd Carrera Digital GT Cars
- 12 Evenings a year, minimum 2x15-minute races per driver per evening.
- 4 circuits, 3 evenings per circuit
- Full computerised timing and stats through SmartRace App



The Club Nights and Magazine Coverage

HO

- Racing starts between 18:45 and 19:00 hours – Finished by 21:30 hours
- Minimum of four 3-minute qualifying races & one Final (F1 or GC) for each member
- Championship points for all members
- Race report, news, photos and stats included in HO Magazine

Carrera Digital

- Racing starts between 18:00 and 18:15 hours – Finished by 21:30 hours
- Race report, news, photos and stats included in Carrera Magazine
- Championship points for all members
- Rules & regulations booklet covering all the DHORC rules produced each year
- Great family atmosphere, a help-all culture

Membership Fees, Car Costs and Prizes

- Adult £30 and junior (under 16) £15 for HO & Carrera, £40/£20 combined
- Only £50 Total expenditure for two cars HO Cars, £65 one Carrera
- All cars and spares can be bought at club
- Adult, Masters (over 56), Junior (16 & under) championships



Round 7	Round 8	Round 9
01 D Garbett	01 N Sismey	01 D Garbett
02 N Sismey	02 D Garbett	02 N Sismey
03 A Smith	03 S White	03 S White

Championship prizes adult / junior per meeting (Not paid out in 2022)

1 st	£5	£3
2 nd	£3	£2
3 rd	£1	£1



Editorial 648



August is bonkers! With three Corporate events, two Carrera Digital Evenings (six Club Nights) an HO Evening (two Club Nights) and DHORCingham Oval work, we have 12 individual events to support. We are 4 down, with the first Corporate event (Page 9) and our double Club Night on Tuesday being great successes. DHORCingham (Page 13) is also now up and running. We are looking forward to the next August event at the Daytona Sports Car Course for Rounds 19, 20 and 21 of the Carrera Digital Championship!

Day	Date	Location	Round	Round	Track
Tuesday	02-Aug	Table Tennis Room	Corporate		Rolls-Royce Trent 7000 Engineering
Tuesday	09-Aug	Table Tennis Room	17 (F1)	18 (GC)	Donington Park
Sat/Sun	20/21-Aug	Donington Park	Corporate		Convoy In The Park
Monday	29-Aug	Donington Park	Corporate		Tunerfest

Day	Date	Location	Rounds	Track
Tuesday	16-Aug	Table Tennis Room	19 20 21	Daytona Infield
Tuesday	23-Aug	Table Tennis Room	22 23 24	Daytona Infield



Congratulations to our GC winners on Tuesday, **Lee Pateman** becoming the first Adult to take six wins in 2022, likewise **Angus Smith** with 11 Master victories and **Lewis Bowles** 10 Junior wins. Lewis was the busiest of us all on Tuesday running in 12 three-minute races as he contested both the Junior and Adult classes. It was a fun evening with two new Members and the possibility of two more at the next Club Night at Nashville.

Interestingly we may have to do something unprecedented at DHORC and decide to close the books after **Alan** and **Timmy Stevenson** join, as they will take us to 35 Members. The Club Nights are better than ever now with the right number of racers and double Finals. We don't want to go back to the crazy days in 2015 where we once had 21 Juniors and 22 Adults on a night! It was a credit to everyone that so many folk enjoyed DHORC but boy was it hard work to manage.

Front Cover: Great to see the kids enjoying DHORC. The average age of our Junior 'A' Finals was 7

DHORC Committee...2022		DHORC	
Chairman / Treasurer	Nick Sismey	M 07984 339 192	sismey80@hotmail.co.uk
Vice Chairman	Phil Rees	M 07912 378 652	dhorcman.p.r@ntlworld.com
Secretary	Laura Edwards	M 07501 217 254	laurabubbles07@hotmail.co.uk
Spares	Geoff Peach	M 07443 585 902	geoff@geoffpeach.com
Race Control/Scrutineer	John Lamb	M 07758 917 497	john.lamb22@ntlworld.com
Race Control	Liam Smith	M 07477 698 158	liam-smith-93@hotmail.co.uk
Race Control	Daryn Mutch	M 07954 741 677	darynmutch@live.co.uk
Scrutineer	Angus Smith	M 07591 813 431	angus@angusmith500.plus.com
Scrutineer	Dean Garbett	M 07964 854 084	garbett@sky.com

ROLLS-ROYCE SLOT CAR MAGAZINE IS PUBLISHED AND COPYRIGHT 2022 BY DHORC, AND NO PORTION MAY BE REPRODUCED OR TRANSMITTED WITHOUT WRITTEN PERMISSION, AND MAY CONTAIN ARTICLES AND GRAPHICS REPRINTED WITH THE PERMISSION OF THE ORIGINAL COPYRIGHT HOLDER, WHO RETAINS ALL RIGHTS,

Contents648

Page	Details
003	Editorial
004	Contents
005	News & Views Including..... <ul style="list-style-type: none"> 1. Acknowledgements 2. Convoy In The Park - Donington Park - 20/21Aug22 3. Corporate Event - RR Trent 7000 - 02Aug22 4. DHORCingham Oval coming together - 05Aug22 5. Securing DHORC hand controllers for the future
006	2022 Calendar
008	2022 Winners & Continuous Club Night Attendance Records
010	DHORC Official Clothing
012	Slot Cars & Spares
014	Razorlite Lexans HO
017	Race Report – Donington Park GC – 9th August 2022 - Round 18 of 30 Including..... <ul style="list-style-type: none"> Page 26 - Race Results Page 32 - Best Results Page 37 - Championship Tables
040	Members' Statistics
053	Next Race - Nashville – 6th September 2022 - Rounds 19 & 20 of 30
058	Razorlite Lexans HO Catalogue

www.slotcarsdirect.com

Slot Cars Direct are proud to be the HO parts supplier to Derby HO Racing Club, keeping them in Tip Top Form for a great nights racing.



We stock parts for and from manufacturers like:
 Viper VSR, WIZZARDHO, Tomy AFX, Aurora AFX, Tyco, Mattel, Matchbox, Ideal TCR, Micro Scalextric, Marchon, Silicone Tyres, Lexan Bodies, BSRT, HC Venom Products, Special Lexan Mounting Clips.

News & Views.....648

1. Acknowledgements for DHORC 648

Phil Rees	Parc Ferme & Everything Else	Chris Bowles	Packing Away
Angus Smith	Setting Up & Packing Away	Lewis Bowles	Packing Away
Macaully Dutson	Setting Up & Packing Away	Stuart Gray	Packing Away
John Lamb	Setting Up	Reuben Litherland	Packing Away
Stuart Gray	Packing Away	Dean Garbett	Packing Away
Dan Turnbull	Race Control & Packing Away	Adam Turnbull	Packing Away
Lewis Blacker	Parc Ferme & Packing Away	Lee Pateman	Packing Away

2. Convoy In The Park – Donington Park – 20/21 Aug 22

We have received an e-mail from Tower Media and Events asking us to run a track at Convoy In The Park at Donington Park over the weekend of 20/21 August 2022.

We will be based in the Launch Pad behind Redgate Corner and will share the room with Congleton Radio Control Trucks who will be running 1/14th scale trucks around the room.


Thanks to all who have offered support to date, we have 7 lined up for Saturday and all 9 for Sunday at present. We really need 9 for each day to allow folk time for a break and to be able to see what else is going on. We will be running an 8-lane version of the Donington Park National circuit we used on Tuesday, as shown overleaf. If anyone else is available for Saturday it would be appreciated?
















Derby HO Racing Club
Home of HO Le Mans

Calendar 2022



Derby HO Racing Club
Home of HO Le Mans


Day	Date	Location	Round	Round	Track	
Tuesday	11-Jan	Table Tennis Room	1 (F1)	2 (GC)	Long Beach (NEW)	
Tuesday	01-Feb	Table Tennis Room	3 (F1)	4 (GC)	Donington Park (NEW)	
Tuesday	22-Feb	Table Tennis Room	5 (F1)	6 (GC)	Nashville (NEW)	
Tuesday	15-Mar	Table Tennis Room	7 (F1)	8 (GC)	Zandvoort (NEW)	
Tuesday	05-Apr	Table Tennis Room	9 (F1)		Mallory Park	
Sat/Sun	23/24Apr	Donington Park	Corporate		British Touring Car Championship	
Tuesday	26-Apr	Table Tennis Room	10 (F1)	11 (GC)	Dijon	
Thursday	05-May	Donington Park	Corporate		Olleco	
Tuesday	17-May	Table Tennis Room	12 (GC)		Knockhill	
Sunday	29-May	Donington Park	Corporate		British GT Championship	
Tuesday	07-Jun	Table Tennis Room	13 (F1)	14 (GC)	Oulton Park (NEW)	
Tuesday	28-Jun	Table Tennis Room	15 (F1)	16 (GC)	Long Beach	
Tuesday	02-Aug	Table Tennis Room	Corporate		Rolls-Royce Trent 7000 Engineering	
Tuesday	09-Aug	Table Tennis Room	17 (F1)	18 (GC)	Donington Park	
Sat/Sun	20/21Aug	Donington Park	Corporate		Convoy In The Park	
Monday	29-Aug	Donington Park	Corporate		Tunerfest	
Tuesday	06-Sep	Table Tennis Room	19 (F1)	20 (GC)	Nashville	
Tuesday	27-Sep	Table Tennis Room	21 (F1)	22 (GC)	Zandvoort	
Sat/Sun	15/16 Oct	Donington Park	Corporate		British GT Championship	
Tuesday	18-Oct	Table Tennis Room	23 (F1)	24 (GC)	Mallory Park	
Tuesday	08-Nov	Table Tennis Room	25 (F1)	26 (GC)	Dijon	
Tuesday	29-Nov	Table Tennis Room	27 (F1)	28 (GC)	Knockhill	
Tuesday	13-Dec	Table Tennis Room	29 (F1)	30 (GC)	Oulton Park	



Derby HO Racing Club
Home of HO Le Mans








Carrera
DIGITAL



Derby HO Racing Club
Home of HO Le Mans

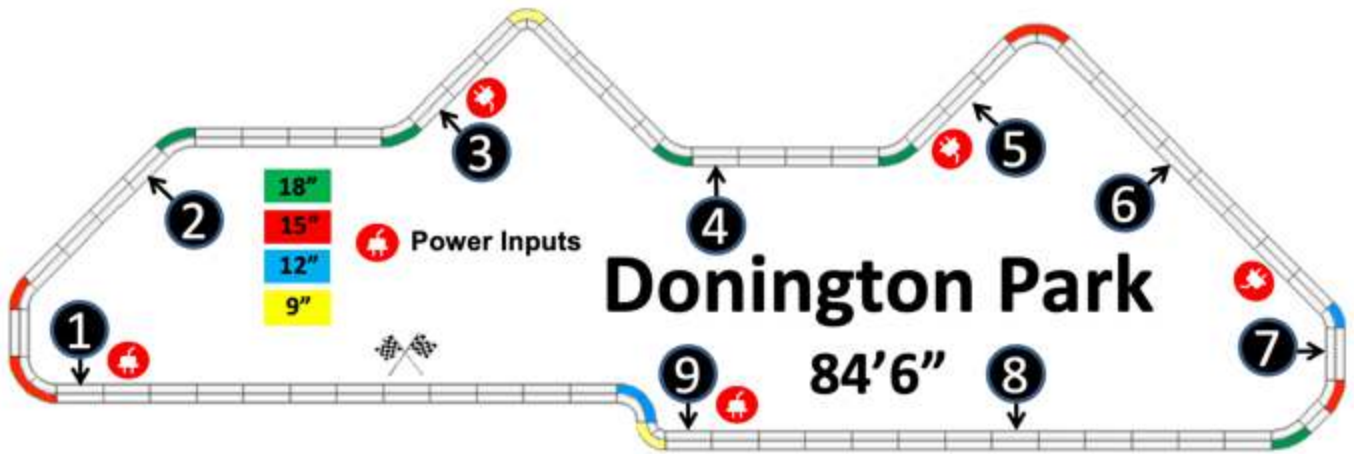


Carrera
DIGITAL

Day	Date	Location	Rounds*	Track	
Tuesday	18-Jan	Table Tennis Room	1 2 3	Sebring	
Tuesday	15-Feb	Table Tennis Room	4 5 6	Sebring	
Tuesday	22-Mar	Table Tennis Room	7 8 9	Sebring	
Tuesday	29-Mar	Table Tennis Room	Test Night	Sakhir	
Tuesday	12-Apr	Table Tennis Room	10 11 12	Sakhir	
Tuesday	31-May	Table Tennis Room	13 14 15	Sakhir	
Tuesday	21-Jun	Table Tennis Room	16 17 18	Sakhir	
Tuesday	26-Jul	Table Tennis Room	Test Night	Daytona Infield	
Tuesday	16-Aug	Table Tennis Room	19 20 21	Daytona Infield	
Tuesday	23-Aug	Table Tennis Room	22 23 24	Daytona Infield	
Tuesday	20-Sep	Table Tennis Room	25 26 27	Daytona Infield	
Tuesday	25-Oct	Table Tennis Room	28 29 30	Fuji	
Tuesday	22-Nov	Table Tennis Room	31 32 33	Fuji	
Tuesday	06-Dec	Table Tennis Room	34 35 36	Fuji	

Key:
 24 or less HO racers then double finals, 25 and above then single finals
 * Could be more than three Digital Rounds on a night, depending on attendance.

Note: 65% of HO Rounds count towards DHORC Championship which equals 20
 Note: 65% of Digital Rounds count towards Carrera Championship which equals 23



Phil Rees has been busy producing some new truck cabs for the event, am sure the crowds will enjoy racing these.



Winners 2022

F1 Qualifies on **Yellow & Red**, GC on **Green & Blue** Lanes up to Round 14

Day	Date	Rnd	Track	Final	Adults	Masters	Juniors	Wooden
Tue	11-Jan	1	Long Beach	F1	P Rees	P Rees	J Lawson	J Lamb
Tue	11-Jan	2	Long Beach	GC	L Pateman	N Sismey	J Lawson	L Blacker
Tue	01-Feb	3	Donington Park	F1	A Smith	A Smith	J Lawson	J Lamb (2)
Tue	01-Feb	4	Donington Park	GC	L Pateman	A Smith	L Bowles	R Masters
Tue	22-Feb	5	Nashville	F1	A Turnbull	N Sismey	L Bowles	A Thompson
Tue	22-Feb	6	Nashville	GC	A Smith	A Smith	L Bowles	A Thompson
Tue	15-Mar	7	Zandvoort	F1	S Goodlip	P Rees	L Bowles	A Thompson
Tue	15-Mar	8	Zandvoort	GC	A Smith	A Smith	L Bowles	A Thompson
Tue	05-Apr	9	Mallory Park	F1	S Goodlip	A Smith	L Bowles	S Kerr
Tue	26-Apr	10	Dijon Prenois	F1	S Goodlip	P Rees (3)	J Thompson	A Thompson
Tue	26-Apr	11	Dijon Prenois	GC	L Pateman	A Smith	H Smith	S Kerr (2)
Tue	17-May	12	Knockhill	GC	A Smith	A Smith	L Bowles	A Thompson
Tue	07-Jun	13	Oulton Park	F1	S Goodlip (4)	N Sismey	J Lawson (4)	A Thompson
Tue	07-Jun	14	Oulton Park	GC	L Pateman	A Smith	H Smith (2)	A Thompson
Tue	28-Jun	15	Long Beach	F1	N Sismey	N Sismey (4)	L Bowles	A Thompson
Tue	28-Jun	16	Long Beach	GC	L Pateman	A Smith	L Bowles	A Thompson (10)
Tue	09-Aug	17	Donington Park	F1	A Smith (5)	A Smith	J Woodhouse	A Woodhouse
Tue	09-Aug	18	Donington Park	GC	L Pateman (6)	A Smith (11)	L Bowles (10)	A Woodhouse (2)
Tue	06-Sep	19	Nashville	F1				
Tue	06-Sep	20	Nashville	GC				
Tue	27-Sep	21	Zandvoort	F1				
Tue	27-Sep	22	Zandvoort	GC				
Tue	18-Oct	23	Mallory Park	F1				
Tue	18-Oct	24	Mallory Park	GC				
Tue	08-Nov	25	Dijon Prenois	F1				
Tue	08-Nov	26	Dijon Prenois	GC				
Tue	29-Nov	27	Knockhill	F1				
Tue	29-Nov	28	Knockhill	GC				
Tue	13-Dec	29	Oulton Park	F1				
Tue	13-Dec	30	Oulton Park	GC				

Race Winners



Adults



Lee Pateman
Adults

Masters



Angus Smith
Masters

Juniors



Lewis Bowles
Juniors

Wooden



Andrew Woodhouse
Wooden

Continuous Club Night Attendance Records

Members below have built up ten or more continuous Club Night attendances, including DHORC 648:-

Nick Sismey	197 Club Nights	Dean Garbett	36	Phil Rees	35
Adam Turnbull	26	Lewis Blacker	20	Stuart Gray	18
Lee Pateman	18	Angus Smith	16	Macaully Dutson	12
Dan Turnbull	12				

Record Continuous Club Night Attendance Nick Sismey 197

Record Continuous Evening Attendance Nick Sismey 182

Record Continuous Club Night Attendance from 1st Race Martin Allsopp 13

3. Corporate Event – RR Trent 7000 – 02Aug22

With a big thank you to **Stuart Gray, John Lamb** (set up), **Darryn Mutch, Phil Rees, Nick Sismey** and **Angus Smith** (set up) for supporting our Rolls-Royce Trent 7000 corporate event on 02Aug22



DERBY H:O RACING CAR CLUB											
Zandvoort - 2 August 2022 - Trent 7000											
MASTER TABLE											
QUALIFYING			FINAL POSITIONS			FASTEST LAPS			BEST RACE LAPS (3 MINS)		
POS	ADULT	LAPS	POS	ADULT	POS	ADULT	TIME	MPH	POS	ADULT	LAPS
1	Matt Chapman	60.8	1	Rob Lyons	1	Rob Lyons	8.39	8.005	1	Rob Lyons	17.9
2	Rob Lyons	59.1	2	Matt Chapman	2	David Gell	8.65	7.764	2	Matt Chapman	16.3
3	Matt Duffin	58.5	3	Matt Duffin	3	Matt Chapman	8.82	7.614	3	Marc Pons Perez	16.0
4	Marc Pons Perez	55.1	4	Marc Pons Perez	3	Matt Duffin	8.99	7.470	3	Keyul Shah	15.7
5	Carrie Forsdyke	54.0	5	Carrie Forsdyke	5	Marc Pons Perez	9.08	7.396	5	Carrie Forsdyke	15.5
6	Yachao Wang	51.6	6	Keyul Shah	6	Yachao Wang	9.50	7.069	6	Matt Duffin	15.4
7	Donna Cooper	50.4	7	Yachao Wang	7	Carrie Forsdyke	9.70	6.924	7	David Gell	14.1
8	Keyul Shah	48.1	8	David Gell	8	Keyul Shah	9.82	6.839	8	Yachao Wang	13.9
9	David Gell	44.5	9	Donna Cooper	9	Thu Win	10.12	6.636	8	Donna Cooper	13.6
10	Thu Win	35.2	10	Thu Win	10	Donna Cooper	10.28	6.533	10	Thu Win	11.4

DERBY H:O RACING CAR CLUB																		
Zandvoort - 2 August 2022 - Trent 7000																		
QUALIFYING AND FINAL RACE RESULTS																		
CL	NAME	ROUND 1 YELLOW		ROUND 2 GREEN		ROUND 3 RED		ROUND 4 BLUE		QUAL	FIN	FINAL 1		FINAL 2		BEST	TOTAL	
		LAPS	TIME	LAPS	TIME	LAPS	TIME	LAPS	TIME			LAPS	TIME	LAPS	TIME			LAP
A	Matt Chapman	15.6	9.73	15.4	9.59	15.4	9.43	14.4	9.20	60.8	A2	16.3	8.82			16.3	8.82	77.1
A	Rob Lyons	15.8	9.06	15.1	9.22	15.1	9.25	13.1	9.14	59.1	A1	17.9	8.39			17.9	8.39	77.0
A	Matt Duffin	13.5	10.45	15.1	9.23	14.5	8.99	15.4	9.30	58.5	A3	13.6	9.19			15.4	8.99	72.1
A	Marc Pons Perez	13.3	9.36	14.1	9.81	14.2	11.17	13.5	9.43	55.1	A4	16.0	9.08	11.4	9.97	16.0	9.08	82.5
A	Carrie Forsdyke	14.5	10.05	13.7	10.50	12.0	10.66	13.8	9.70	54.0	B2	15.5	9.83			15.5	9.70	69.5
A	Yachao Wang	13.6	9.50	13.9	9.77	11.5	10.54	12.6	9.73	51.6	B4	9.6	12.82			13.9	9.50	61.2
A	Donna Cooper	13.6	10.53	13.5	10.54	13.2	10.28	10.1	13.42	50.4	C3	11.5				13.6	10.28	61.9
A	Keyul Shah	13.3	10.23	11.2	11.72	11.5	10.25	12.1	11.68	48.1	B3	15.7	9.82	13.1	10.31	15.7	9.82	76.9
A	David Gell	14.1	8.65	9.7	12.93	11.5	9.22	9.2	11.16	44.5	C2	13.5	9.38			14.1	8.65	58.0
A	Thu Win	7.2	19.03	5.5	16.80	11.4	10.12	11.1	13.86	35.2	C4	8.0	12.38			11.4	10.12	43.2
TOTAL LAPS 679.4																		

Derby HO Racing Club

dherc

Home of HO Le Mans *Sponsored by* **HARDEN CREEK**
SLOTCARS

Official Clothing



Please contact Nick Sismey





'C' Final



'B' Final



'A' Final

Derby HO Racing Club
dherc
 Home of HO Le Mans

Trent 7000 Scalextric
Zandvoort - Netherlands

02 August 2022

2nd Matt Chapman	1st Rob Lyons	3rd Matt Duffin
---------------------	------------------	--------------------

Slot Cars & Spares



Open Wheel (F1)



Chassis	£10.00	Bulkhead	£5.00
Car (+ £7.5 if Painted)	£15.00	Armature	£4.00
Resin Shell (+ £7.5 if Painted)	£6.00	Crown Gear	£2.00
Pickup Shoes (Pair)	£1.00	Rear Tyres (Pair)	£2.00
Pickup Springs	£0.25	Rear Axle	£3.00
Pinion Gear	£1.00	Guide Pins	£1.00
Front Tyres (Pair)	£1.50	Traction Magnets (Pair)	£2.00
Front Axle	£2.00	Brush Tubes (Pair)	£2.00
Brush Springs (Pair)	£1.00		
Brushes (Pair)	£1.00		
Motor Magnets (Pair)	£2.45		



Enclosed Wheel (GC)

#902 G3 or VSR Chassis	£30.00	(1st one £20)	
Wet Weather V-Jet	£31.50		
Painted Lexan Body	£7.50+		
#250B G3 Pickup Shoes (Pair)	£1.00	#925 G3 Endbell	£6.00
Pickup Springs	£0.25	Armature	£4.00
#417 7T Delrin Pinion Gear	£1.00	24T Delrin Crown Gear	£2.00
SGP Black Pinion	£0.30	Spacer washer	£0.25
#950 G3 Front Tyres (Pair)	£1.50	22T VSR Crown Gear	£2.00
Front Axle, Wheels and Tyres	£4.00	Rear Tyres (Pair)	£2.00
Rear Axle and Washer	£5.50	#941 Guide Pins	£1.00
Rear Double Flanged Hubs (Pair)	£3.50	Front Wheels (Pair)	£2.00
		VSR Pro Blank Chassis	£8.50
		Front Axle, Hubs & 'O' Rings	£3.00



Updated 30Sep18

4. DHORCingham Oval coming together – 05Aug22

Thanks to **Stuart Gray** and **Phil Rees**, plus myself as goffa and official photographer, on 05Aug22, DHORCingham is now a runner! Phil and Stuart managed to bolt each of the 17 pieces of track together and find all the broken wires, soldering them up so we were able to run on all eight lanes!



There is still more work to do, as the base of several of the eight banked corners has come away from the banking so these need securing and several of the wiring terminals are loose; they need reinforcing. Once this has been done, we will be ready to introduce the track into our 2022 Championship. The thinking is that we will run four races, two of which will be Members own F1 Tyco 440X2 and GC VSR cars. The other two classes will be plus Club F1 brass weighted V-Jets and the all new GC Bulldog chassis from SlotCarsDirect. That should make for a really exciting evening of Crash & Burn racing for all with progressively quicker cars




Visit our
Facebook Page
or the back of
this magazine



Clear plastic bodies to suit a variety of HO
chassis. Many not found elsewhere



as we go through the evening. First would be the V-Jets, then the Bulldog followed by the Tyco 440X2 with the super quick VSR closing the evening. It will also be great to have oval racing back at DHORC. Watch this space.



5. Securing DHORC hand controllers for the future

As we don't seem to be able to keep all of the DHORC hand controllers from being tangled up in the Yellow Box we have decided to lock away all but five on a Club Night so we can keep them in good nick. We shouldn't need more than five on a night for those who don't have their own controllers, which includes a spare. Alternatively controllers are available on the www for £25.



Race Report



Round 18

Donington Park – GC

09th August 2022

Rounds 3&4

Donington Park (UK)

Rounds 17&18

Previous Results

Adults				1st	2nd	3rd
DHORC 19	14-Sep	1993	92'7"	J Neale	N Sismey	J Tague
DHORC 20	05-Oct	1993	92'7"	J Tague	N Sismey	D Brentnall
DHORC 21	29-Oct	1993	92'7"	J Tague	A Smith	N Sismey
DHORC 22	16-Nov	1993	92'7"	J Tague	A McPeake	J Neale
DHORC 77	11-Mar	1997	92'7"	N Sismey	S Goodlip	M Chadwick
DHORC 97	10-Mar	1998	92'7"	P Rees	N Sismey	A McPeake
DHORC 117	09-Mar	1999	92'7"	P Rees	N Sismey	A McPeake
DHORC 137	07-Mar	2000	92'7"	M Chadwick	T Dingley	J Tague
DHORC 244	22-Feb	2005	92'7"	M Chadwick	W Lander	D McPeake
DHORC 330	13-Jan	2009	66'3"	J Sismey	A McPeake	N Sismey
DHORC 378	11-Jan	2011	66'3"	M Chadwick	A McPeake	L Smith
DHORC 430	15-Jan	2013	66'3"	J Sismey	L Pateman	S Anand
DHORC 500	22-Aug	2015	116'1"	T Baldock	S Goodlip	N Sismey
DHORC 543	21-Mar	2017	66'3"	D Garbett	P Rees	S Goodlip
DHORC 633 F1	01-Feb	2022	84'6"	A Smith	P Rees	S Goodlip
DHORC 634 GC	01-Feb	2022	84'6"	L Pateman	A Smith	R Litherland
DHORC 647 F1	09-Aug	2022	84'6"	A Smith	C Bowles	P Rees
DHORC 648 GC	09-Aug	2022	84'6"	L Pateman	A Smith	N Sismey

Juniors				1st	2nd	3rd
DHORC 19	14-Sep	1993	92'7"	M Minnis	C Davenport	K Schofield
DHORC 20	05-Oct	1993	92'7"	AJ McPeake	M Minnis	C Davenport
DHORC 21	29-Oct	1993	92'7"	M Minnis	AJ McPeake	C Davenport
DHORC 22	16-Nov	1993	92'7"	M Minnis	C Davenport	K Schofield
DHORC 77	11-Mar	1997	92'7"	C Brentnall	J Henry	J Watson
DHORC 97	10-Mar	1998	92'7"	C Brentnall	C Bowles	G Haddon
DHORC 117	09-Mar	1999	92'7"	J Henry	C Brentnall	P Connally
DHORC 137	07-Mar	2000	92'7"	J Henry	P Connally	T Pank
DHORC 244	22-Feb	2005	92'7"	T Chadwick	J Sismey	K Ali
DHORC 330	13-Jan	2009	66'3"	L Smith	K Cook	R Cook
DHORC 378	11-Jan	2011	66'3"	K Levers	J Mellor	J Pateman
DHORC 430	15-Jan	2013	66'3"	J Mellor	J Pateman	J Lister
DHORC 500	22-Aug	2015	116'1"	A Hall	A Turnbull	Z Roythorne
DHORC 543	21-Mar	2017	66'3"	A Turnbull	R Litherland	F Holmes
DHORC 633 F1	01-Feb	2022	84'6"	J Lawson	L Bowles	H Smith
DHORC 634 GC	01-Feb	2022	84'6"	L Bowles	J Lawson	H Smith
DHORC 647 F1	09-Aug	2022	84'6"	J Woodhouse	L Bowles	
DHORC 648 GC	09-Aug	2022	84'6"	L Bowles	J Woodhouse	

Circuit Records

Lap Length 84'6"

Qualifying

F1	L Pateman	01Feb22
	58.1 Laps	
GC	L Pateman	01Feb22
	77.5 Laps	

Fastest Laps

F1	S Goodlip	01Feb22
	5.25 secs	
GC	L Pateman	01Feb22
	A Smith	01Feb22
3.99 secs		

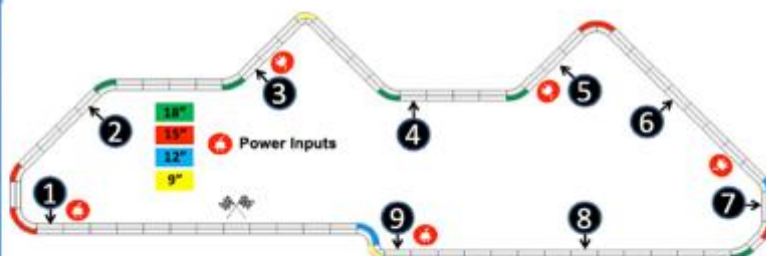
Race Laps

F1	A Smith	01Feb22
	30.3 Laps	
GC	L Pateman	01Feb22
	41.9 Laps	

Final Points

7.0 Points	P Rees	09Aug22
-------------------	--------	---------

DoningtonPark



DHORC 647 & 648



Stuart Gray finished 11th on the evening from 12th on the grid



One of the 20 Qualifying races begins

GC Finals ADULT REPORT GC Finals

Pateman takes back to back Donington GC wins

'A' Final – Lee Pateman backed up his Donington Park GC win in February with his second career Donington win on Tuesday night. **Angus Smith** actually equalled both of his performances in February, winning F1 and taking second in GC! Lee took Pole (his 9th of the year and 121st career) by no less than 7.5 laps. This gap would have been smaller had Angus not had problems on Yellow Lane in Qualifying, leaving him in 5th on the grid in the 'B'. He however won through from there to take on Lee, **Nick Sismey** and **Reuben Litherland** in the 'A'. Lee was in a class of his own winning by 2.9 laps from Angus, who actually recorded 0.1 laps more in the 'B', but the former took home the Pole, the win, the fastest lap and most race laps. Angus had improved on his fastest lap in Qualifying, that gave him two points, in the 'B' but Lee usurped that in the 'A'. He had also recorded the most laps in Qualifying on Blue Lane.

Lee continues to lead the Championship by 53 points, however if you take away his worst two scores to match Angus' missing scores, Angus would lead by one point. It is going to be very close this year!

2nd	1st	3rd
Angus Smith	Lee Pateman	Nick Sismey

While these two were leading the pack it was great to see **Reuben Litherland** qualifying straight into the 'A' after a five Club Night break. He beat fellow double Junior Champion **Adam Turnbull** by just 1.2 laps to take the last place in the 'A'. These two will always be closely matched!



It was great to see Reuben Litherland back after a five Club Night sabbatical. He certainly hadn't lost any of his pace, taking third on the grid only to be pipped for third in the 'A' by Nick Sismey during the last minute

Reuben was hoping to celebrate his 100th Adult race with at least a podium place however he had to get past Nick first. Despite lapping nearly a second a lap slower, Reuben kept Nick in his sights right through to the end of the last minute when Nick was able to add a lap and a couple of tenths.

'B' Final – Adam oh so nearly made the 'A' in Qualifying and would have done through winning the 'B' had it not been for Angus being out of place. While he lost out by 4.5 laps to Mr Smith, he was able to hold onto 5th overall despite **Phil Rees** being on a roll, taking his fourth Final win of the night, the 'C'. Phil's 10 Final points on the night knocked Adam off the top rung of the DHORC Final Challenge, pushing him down to joint second.

Behind these two was **Dean Garbett** running a loaned car (left) from a one John "Razor" Lamb in Qualifying. He too was only three laps from the 'A' Final in Qualifying, setting the third fastest lap of the night and taking home the fourth most laps. Using his own car in the 'B' however saw him lose out to Phil by 5.2 laps.



'C' Final – The 'C' was a bit complicated as we had two Lewis' and two Bowles' in the running! **Lewis Blacker** won through from the 'D' Final to take 4th here 4.4 laps down on his namesake **Lewis Bowles** who was running as an Adult as well as a Junior on the night for the first time. In his twelfth 3-minute race of the night he took 9th overall after a great battle with his dad **Chris Bowles**, actually leading him at one point! Phil took the Final win by 1.6 laps from Chris who was running in his 499th 3-minute race as an Adult! His 500th Polo shirt awaits him at Nashville. Lewis Blacker's 2.5 Final points took him to joint second in the DHORC Final Challenge with Adam.

'D' Final – **Stuart Gray** was the closest to Lewis in this Final, but even he nearly saw the latter's rear light pass him three times, 2.7 laps the gap. **Dan Turnbull** stepped down from Race Control duties to get to within 1.2 laps of Stuart while **Macaully Dutson** took lucky 13th (?) overall!

'E' Final – **Andrew Woodhouse** and Non-Member **Alan Stevenson** had a fantastic tussle here that had the whole room entranced in their dice for the lead. A big round of applause rung out at the end as Andrew took his second Wooden spoon with Alan just 0.6 laps back as he prepares himself for Membership at Nashville

MASTERS REPORT

11 wins in the bag for Angus

Angus' 'B' Final win enabled him to take on and beat Nick in the 'A' together with Phil, Dean and Stuart as he recorded his 11th victory of the year. He is therefore well on his way to the title!





As well as winning the Junior GC Club Night Lewis Bowles also raced in the Adult Club Night. Running alongside dad, Chris Bowles, in the 'C' Final he actually led him for a short while before dad almost took a lap out of him at the end. Chris finished 8th, Lewis an excellent 9th.

JUNIOR REPORT

Lewis back to winning ways at 50th Club Night

'A' Final – After the surprise of the F1 'A' Final **Lewis Bowles** was back to winning ways in the GC race, his 50th Club Night. He took Qualifying by no less than 16.1 laps from first time GC finalist **Jenson Woodhouse**. However **Timmy Stevenson** would have again taken second on the grid had he been a Member, as he pipped Jenson by 0.6 laps.

It was still a close affair here, Chris Bowles and Nick Sismey watching intently as Jenson just wouldn't let Lewis take out a big lead despite being a second a lap slower. At one point it looked like Jenson was coming back at Lewis however towards the end Lewis upped the ante taking out just over a lap at the flag. A fantastic result for Lewis who is now certainly knocking at the door of his first Junior Championship. Based on the results tonight Jenson is also one to be watched over the next few races; well done both.

Derby HO Racing Club
dherc
 Home of HO Le Mans

Round 18 - JUNIORS

Donington Park GC - UK

09 August 2022

2nd
Jenson Woodhouse

1st
Lewis Bowles

3rd
Timmy Stevenson (nm)

And we shouldn't take anything away from Timmy. At only five he is giving away three years to Jenson and seven to Lewis and yet he was in the fight in Qualifying. Again it is going to be great to watch him and Jenson develop. **Ellis Woodhouse** at the ripe ole age of four completed the 'A' Final (which saw an average age of seven) again and he again took fourth as a Non-Members.



4 year old Ellis Woodhouse ran as a Non-Member on Tuesday

Race Results



Who Came Where?

Who Scored What?



Adam Turnbull's best result on Tuesday night was with GC, taking 4th on the grid and 5th overall. The same went for Lewis Blacker qualifying 11th, winning the 'D' and finishing 10th



DERBY HO SLOT CAR CLUB CHAMPIONSHIP RACE 648																											
Donington Park GC - 09 August 2022 - Round 18																											
MASTER POINTS TABLE (NM = NON MEMBER)																											
FASTEST LAPS														POINTS TOTAL													
FINAL POSITIONS							BEST RACE LAPS (3 MINS)							POINTS TOTAL							FINAL POSITIONS						
POS	ADULT	LAPS	POS	ADULT	PTS	POS	ADULT	TIME	MPH	POS	ADULT	LAPS	POS	ADULT	PTS	POS	ADULT	PTS	POS	ADULT	PTS	POS	ADULT	PTS	POS	ADULT	PTS
1	L Pateman	74.5	1	L Pateman	45	1	L Pateman	4.04	14.261	1	L Pateman	39.3	1	L Pateman	48	1	L Bowles	50	1	L Bowles	26.7	1	L Bowles	26.7	1	L Bowles	50
2	N Sismey (M)	67.0	2	A Smith (M)	38	2	A Smith (M)	4.16	13.849	2	A Smith (M)	38.2	2	A Smith (M)	40	2	J Woodhouse	38	2	J Woodhouse	25.1	2	J Woodhouse	25.1	2	J Woodhouse	38
3	R Litherland	62.4	3	N Sismey (M)	34	3	D Garbett (M)	4.46	12.918	3	N Sismey (M)	34.5	3	N Sismey (M)	34	3	T Stevenson (NM)	NM	3	T Stevenson (NM)	20.2	3	T Stevenson (NM)	20.2	3	T Stevenson (NM)	NM
4	A Turnbull	61.2	4	R Litherland	31	4	C Bowles	4.54	12.690	4	D Garbett (M)	34.0	4	R Litherland	31	4	E Woodhouse (NM)	NM	4	E Woodhouse (NM)	16.3	4	E Woodhouse (NM)	16.3	4	E Woodhouse (NM)	NM
5	A Smith (M)	60.4	5	A Turnbull	29	5	N Sismey (M)	4.73	12.180	5	A Turnbull	33.7	5	A Turnbull	29	5	M Dutton	21	5	M Dutton	23.9	5	M Dutton	23.9	5	M Dutton	21
6	D Garbett (M)	59.4	6	P Rees (M)	28	6	R Litherland	4.76	12.104	6	P Rees (M)	33.3	6	P Rees (M)	28	6	A Woodhouse	20	6	A Woodhouse	6.10	6	A Woodhouse	6.10	6	A Woodhouse	20
7	C Bowles	59.1	7	D Garbett (M)	27	7	A Turnbull	4.82	11.953	7	R Litherland	32.8	7	D Garbett (M)	27	7	M Dutton	21	7	M Dutton	6.42	7	M Dutton	6.42	7	M Dutton	21
8	L Bowles	57.0	8	C Bowles	26	8	P Rees (M)	4.83	11.928	8	C Bowles	31.7	8	C Bowles	26	8	A Woodhouse	20	8	A Woodhouse	9.21	8	A Woodhouse	9.21	8	A Woodhouse	20
9	P Rees (M)	56.6	9	L Bowles	25	9	L Bowles	5.16	11.165	9	L Bowles	30.9	9	L Bowles	25	9	L Bowles	25	9	L Bowles	5.45	9	L Bowles	5.45	9	L Bowles	25
10	D Turnbull	54.1	10	L Blacker	24	10	L Blacker	5.25	10.974	10	L Blacker	28.6	10	L Blacker	24	10	J Woodhouse	38	10	J Woodhouse	6.45	10	J Woodhouse	6.45	10	J Woodhouse	38
11	L Blacker	49.6	11	S Gray (M)	23	11	D Turnbull	5.43	10.610	11	D Turnbull	28.3	11	S Gray (M)	23	11	T Stevenson (NM)	NM	11	T Stevenson (NM)	7.00	11	T Stevenson (NM)	7.00	11	T Stevenson (NM)	NM
12	S Gray (M)	48.3	12	D Turnbull	22	12	A Woodhouse	5.63	10.233	12	S Gray (M)	26.4	12	D Turnbull	22	12	E Woodhouse (NM)	NM	12	E Woodhouse (NM)	6.256	12	E Woodhouse (NM)	6.256	12	E Woodhouse (NM)	NM
13	A Woodhouse	43.3	13	M Dutton	21	13	A Stevenson (NM)	5.66	10.179	13	A Stevenson (NM)	25.3	13	M Dutton	21	13	L Bowles	25	13	L Bowles	8.932	13	L Bowles	8.932	13	L Bowles	25
14	A Stevenson (NM)	42.6	14	A Woodhouse	20	14	S Gray (M)	6.10	9.445	14	A Woodhouse	23.9	14	A Woodhouse	20	14	M Dutton	21	14	M Dutton	9.21	14	M Dutton	9.21	14	M Dutton	21
15	M Dutton	37.9	15	A Stevenson	NM	15	M Dutton	6.42	8.974	15	M Dutton	20.6	15	M Dutton	NM	15	A Stevenson	NM	15	A Stevenson		15	A Stevenson		15	A Stevenson	NM
QUALIFYING							FASTEST LAPS							POINTS TOTAL							FINAL POSITIONS						
POS	JUNIOR	LAPS	POS	JUNIOR	PTS	POS	JUNIOR	TIME	MPH	POS	JUNIOR	LAPS	POS	JUNIOR	PTS	POS	JUNIOR	PTS	POS	JUNIOR	PTS	POS	JUNIOR	PTS	POS	JUNIOR	PTS
1	L Bowles	48.6	1	L Bowles	45	1	L Bowles	5.45	10.571	1	L Bowles	26.7	1	L Bowles	50	1	L Bowles	50	1	L Bowles	26.7	1	L Bowles	26.7	1	L Bowles	50
2	T Stevenson (NM)	33.1	2	J Woodhouse	38	2	J Woodhouse	6.45	8.932	2	J Woodhouse	25.1	2	J Woodhouse	38	2	J Woodhouse	38	2	J Woodhouse	25.1	2	J Woodhouse	25.1	2	J Woodhouse	38
3	J Woodhouse	32.5	3	T Stevenson (NM)	NM	3	T Stevenson (NM)	7.00	8.231	3	T Stevenson (NM)	20.2	3	T Stevenson (NM)	NM	3	T Stevenson (NM)	NM	3	T Stevenson (NM)	20.2	3	T Stevenson (NM)	20.2	3	T Stevenson (NM)	NM
4	E Woodhouse (NM)	16.3	4	E Woodhouse (NM)	NM	4	E Woodhouse (NM)	9.21	6.256	4	E Woodhouse (NM)	16.3	4	E Woodhouse (NM)	NM	4	E Woodhouse (NM)	NM	4	E Woodhouse (NM)	16.3	4	E Woodhouse (NM)	16.3	4	E Woodhouse (NM)	NM

Final Points			
POS	ADULT	PTS	PTS
1	A Smith (M)	3.5	3.5
2	P Rees (M)	3.0	3.0
3	L Blacker	2.5	2.5
4	L Pateman	2.0	2.0
5	A Turnbull	1.5	1.5
5	C Bowles	1.5	1.5
5	S Gray (M)	1.5	1.5
8	N Sismey (M)	1.0	1.0
8	L Bowles	1.0	1.0
8	D Turnbull	1.0	1.0
11	R Litherland	0.5	0.5
11	D Garbett (M)	0.5	0.5
11	M Dutton	0.5	0.5
14	A Woodhouse	0.0	0.0
14	A Stevenson	NM	NM

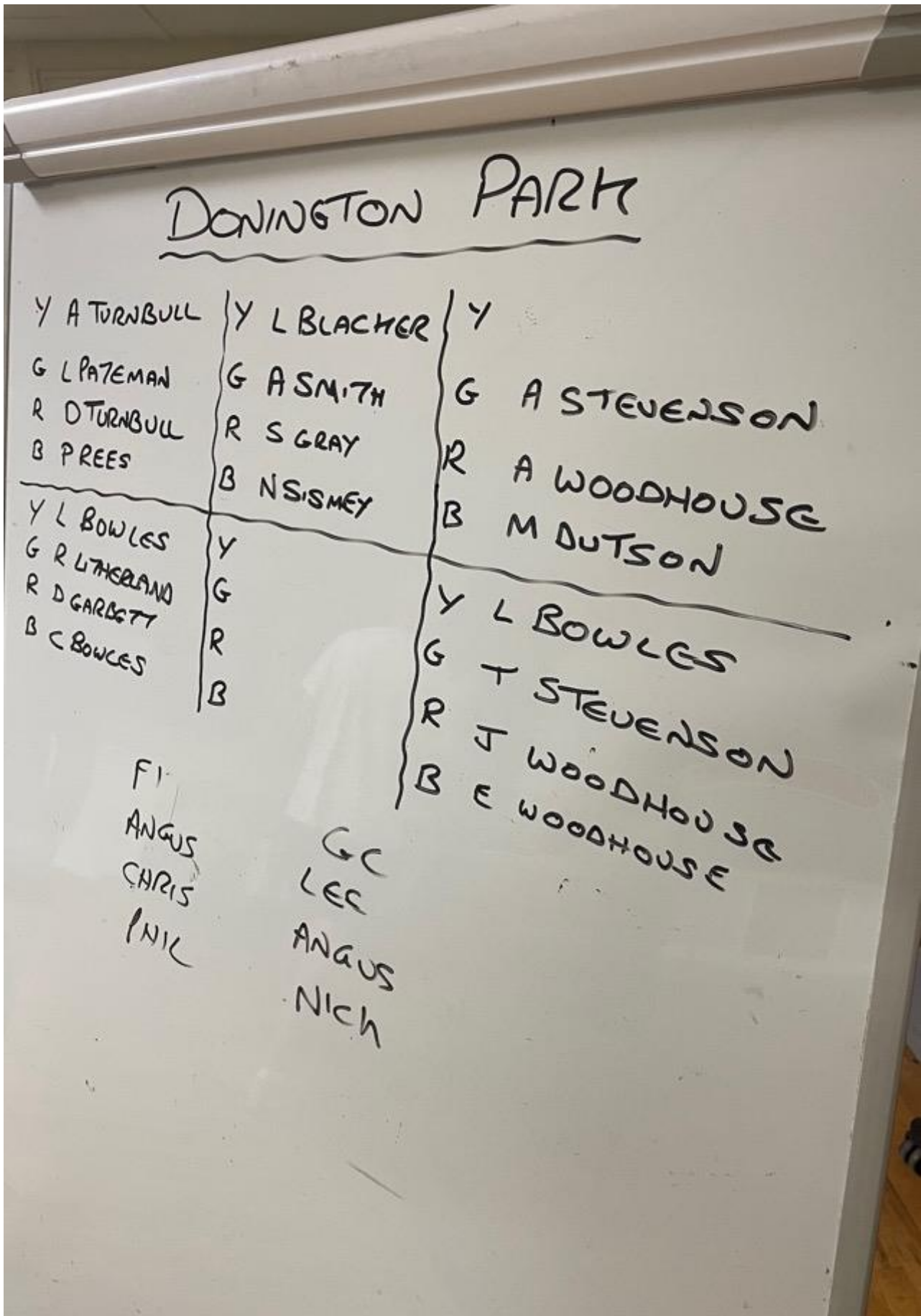


Angus Smith took the most points of the evening with a win and 2nd



The Donington Park National circuit wasn't the easiest track to drive

CL	NAME	YELLOW		RED		QUAL LAPS	FIN POS	FIN PTS	FINAL 1		FINAL 2		FINAL 3		BEST		TOTAL LAPS
		LAPS	TIME	LAPS	TIME				LAPS	TIME	LAPS	TIME	LAPS	TIME			
A	L Pateman	35.2	4.27	39.3	4.26	74.5	A1	2.0	38.1	4.04					39.3	4.04	112.6
A	N Sismey (M)	32.5	4.85	34.5	4.73	67.0	A3	1.0	33.5	4.85					34.5	4.73	100.5
A	R Litherland	29.6	5.35	32.8	4.76	62.4	A4	0.5	32.3	5.83					32.8	4.76	94.7
A	A Turnbull	30.9	5.40	30.3	5.07	61.2	B2	1.5	33.7	4.82					33.7	4.82	94.9
A	A Smith (M)	25.3	4.60	35.1	4.17	60.4	A2	3.5	38.2	4.16	35.2	4.76			38.2	4.16	133.8
A	D Garbett (M)	25.4	5.22	34.0	4.46	59.4	B4	0.5	27.1	4.90					34.0	4.46	86.5
A	C Bowles	27.8	4.88	31.3	4.70	59.1	C2	1.5	31.7	4.54					31.7	4.54	90.8
A	L Bowles	27.1	5.91	29.9	5.28	57.0	C3	1.0	30.9	5.16					30.9	5.16	87.9
A	P Rees (M)	25.9	5.59	30.7	5.26	56.6	B3	3.0	33.3	4.95	32.3	4.83			33.3	4.83	122.2
A	D Turnbull	25.8	5.98	28.3	5.43	54.1	D3	1.0	24.7	5.67					28.3	5.43	78.8
A	L Blacker	23.7	5.76	25.9	5.25	49.6	C4	2.5	28.6	5.61	26.5	5.34			28.6	5.25	104.7
A	S Gray (M)	21.9	7.19	26.4	6.10	48.3	D2	1.5	25.9	6.20					26.4	6.10	74.2
A	A Woodhouse	20.2	7.62	23.1	6.33	43.3	E1		23.9	5.63					23.9	5.63	67.2
A	M Dutton	17.3	7.04	20.6	6.42	37.9	D4	0.5	19.3	6.81					20.6	6.42	57.2
AS	A Stevenson	17.3	6.87	25.3	5.66	42.6	E2		23.3	5.78					25.3	5.66	65.9
J	L Bowles	21.9	6.12	26.7	5.89	48.6	A1	2.0	26.2	5.45					26.7	5.45	74.8
J	J Woodhouse	14.4	7.97	18.1	7.08	32.5	A2	1.5	25.1	6.45					25.1	6.45	57.6
JS	T Stevenson	12.9	10.63	20.2	7.00	33.1	A3		16.7	8.47					20.2	7.00	49.8
JS	E Woodhouse	N/A	N/A	16.3	9.21	16.3	A4		12.3	11.74					16.3	9.21	28.6
TOTAL FEET													133,738.2		TOTAL LAPS		1,582.7

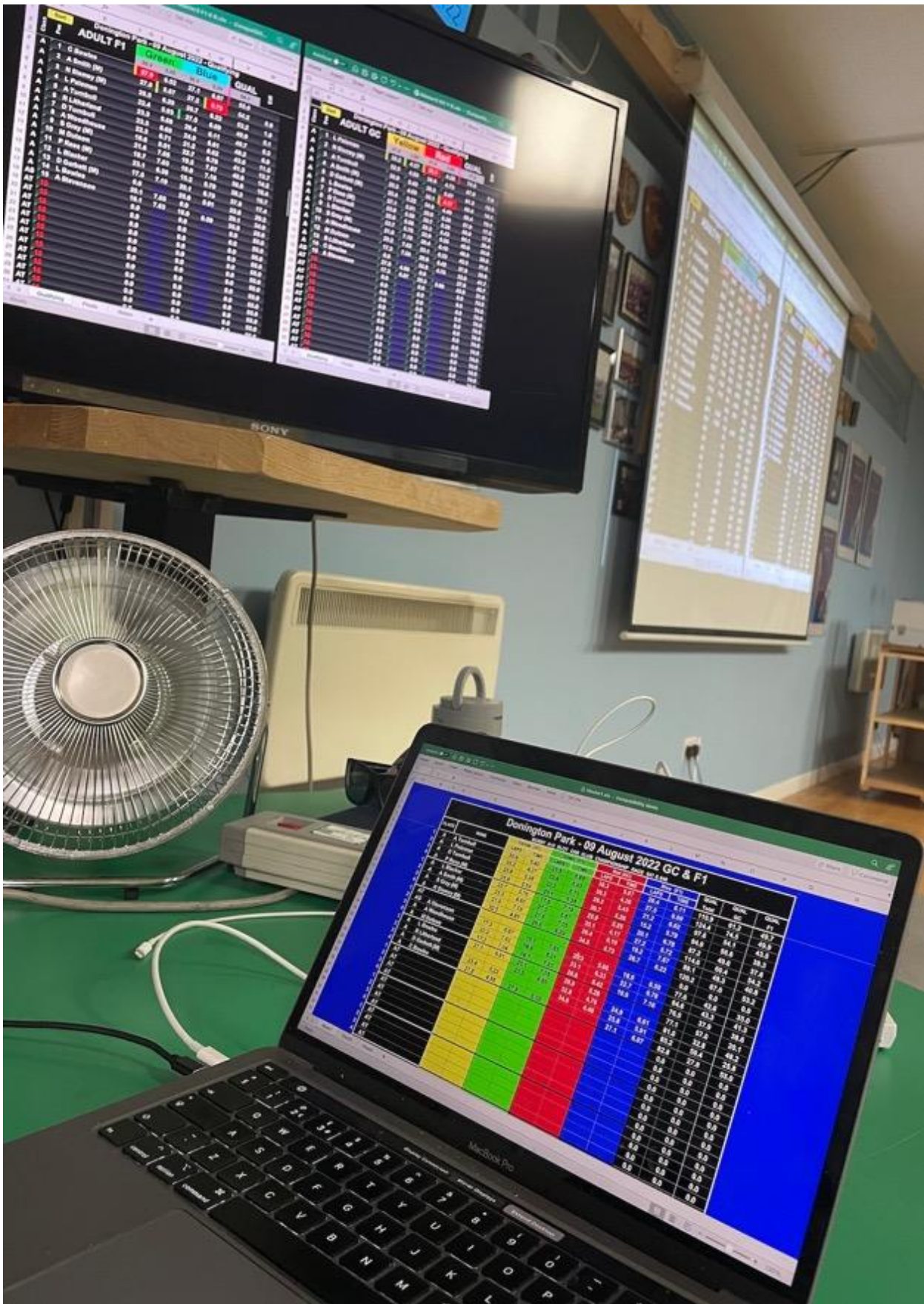


18 racers on the night with Lewis running in both classes

Everyone's
Best Results
At This Circuit



What are my Best Scores?
Who Have I Beaten?



Excel kept us all up to date throughout the night. The MacBook Pro running the show had a software update just before the Corporate Night the week before. Could we get it to connect to the screen and projector? Well, yes, but after 20 mins of faffing. Luckily, now that it has found them again, it worked straight away at Donington Park.

Donington Park Best Off Chart 1

Qualifying Combined					Final Points			
Pos	Adult	Laps	MPH	Date	Pos	Adult	Pts	Date
1	L Pateman	N/A	N/A	N/A	1	P Rees (M)	7.0	09-Aug-22
1	A Smith (M)	N/A	N/A	N/A	2	G Peach (M)	5.0	01-Feb-22
1	P Rees (M)	N/A	N/A	N/A	2	D Garbett (M)	5.0	01-Feb-22
1	N Sismey (M)	N/A	N/A	N/A	4	C Cooper	3.5	01-Feb-22
1	S Goodlip	N/A	N/A	N/A	5	S Goodlip	3.0	01-Feb-22
1	A Turnbull	N/A	N/A	N/A	5	R Litherland	3.0	01-Feb-22
1	R Litherland	N/A	N/A	N/A	7	S Gray (M)	2.5	01-Feb-22
1	S Gray (M)	N/A	N/A	N/A	7	C Bowles	2.5	01-Feb-22
1	C Bowles	N/A	N/A	N/A	7	S Smith	2.5	01-Feb-22
1	D Edwards	N/A	N/A	N/A	10	A Smith (M)	2.0	01-Feb-22
1	G Peach (M)	N/A	N/A	N/A	10	L Pateman	2.0	01-Feb-22
1	R Lawson	N/A	N/A	N/A	12	N Sismey (M)	1.5	01-Feb-22
1	D Turnbull	N/A	N/A	N/A	12	D Edwards	1.5	01-Feb-22
1	L Blacker	N/A	N/A	N/A	12	L Blacker	1.5	01-Feb-22
1	L Edwards	N/A	N/A	N/A	12	J Lamb	1.5	01-Feb-22
1	S Smith	N/A	N/A	N/A	12	L Edwards	1.5	01-Feb-22
1	R Masters (M)	N/A	N/A	N/A	12	R Masters (M)	1.5	01-Feb-22
1	D Garbett (M)	N/A	N/A	N/A	12	R Lawson	1.5	01-Feb-22
1	C Cooper	N/A	N/A	N/A	12	D Turnbull	1.5	01-Feb-22
1	J Lamb	N/A	N/A	N/A	12	M Dutson	1.5	09-Aug-22
1	M Dutson	N/A	N/A	N/A	21	A Turnbull	1.0	09-Aug-22
1	L Bowles	N/A	N/A	N/A	22	L Bowles	0.5	09-Aug-22
1	A Woodhouse	N/A	N/A	N/A	23	A Woodhouse	0.0	09-Aug-22
Pos	Junior	Laps	MPH	Date	Pos	Junior	Pts	Date
1	J Lawson	N/A	N/A	N/A	1	J Lawson	2.0	01-Feb-22
1	L Bowles	N/A	N/A	N/A	1	L Bowles	2.0	01-Feb-22
1	H Smith	N/A	N/A	N/A	1	J Woodhouse	2.0	09-Aug-22
1	J Woodhouse	N/A	N/A	N/A	4	H Smith	1.0	01-Feb-22





'D' Final



'C' Final



'B' Final
Page 36

Championship Tables



Those All Important
Points!

Members' Statistics

ADULT STATISTICS 1992-2022 - AFTER 648 CLUB NIGHTS

Sheet 1 of 5 (Note: Highlighted Names are Current 2022 Members, CS = Best Consecutive Results)

MEETINGS ATTENDED			RACES COMPLETED			DRIVER RANKING			FINALS WON			
Pos	ADULT	No	Pos	ADULT	No	Pos	ADULT	SCORE	Pos	ADULT	No	CS
1	P REES	633	1	P REES	3,707	1	* A SMITH	2.288	1	L PATEMAN	269	(5)
2	N SISMEY	595	2	N SISMEY	3,390	2	* J SISMEY	2.750	2	P REES	233	(3)
3	L PATEMAN	562	3	L PATEMAN	3,232	3	* W LANDER	2.838	3	N SISMEY	168	(2)
4	G PEACH	428	4	G PEACH	2,432	4	* L PATEMAN	3.038	4	S GOODLIP	162	(4)
5	P BARBER	363	5	P BARBER	2,102	5	* S GOODLIP	3.275	5	M CHADWICK	117	(3)
6	S GOODLIP	350	6	S GOODLIP	1,944	6	* M CHADWICK	3.813	6	J SISMEY	103	(4)
7	A McPEAKE	299	7	A BULLOCK	1,802	7	* J TAGUE	4.538	7	G PEACH	91	(2)
8	A BULLOCK	292	8	A McPEAKE	1,658	8	* A TURNBULL	5.063	8	L SMITH	85	(3)
9	M CHADWICK	287	9	R MASTERS	1,598	9	* T MEASHAM	5.113	9	D McPEAKE	77	(2)
10	R MASTERS	279	10	M CHADWICK	1,537	10	* J NEALE	5.200	10	A McPEAKE	66	(2)
11	N LAMBERT	269	11	C ROYTHORNE	1,513	11	* P REES	5.250	10	A BULLOCK	66	(2)
12	C ROYTHORNE	249	12	N LAMBERT	1,479	12	* N SISMEY	5.725	12	A SMITH	65	(5)
13	D McPEAKE	245	13	D McPEAKE	1,366	13	* K LYE	6.063	13	J TAGUE	64	(2)
14	R SEAMAN	235	14	R SEAMAN	1,313	13	* C BOWLES	6.063	14	N LAMBERT	61	(2)
15	J SISMEY	211	15	J SISMEY	1,303	15	* C ROYTHORNE	6.350	14	M ALLSOPP	61	(3)
16	L SMITH	205	16	L SMITH	1,271	16	* A McPEAKE	6.488	16	R SEAMAN	60	(2)
17	M ALLSOPP	203	17	M ALLSOPP	1,265	17	* R SEAMAN	6.550	17	W LANDER	56	(2)
18	J LAMB	179	18	J LAMB	1,048	18	* R LITHERLAND	6.613	18	C ROYTHORNE	55	(2)
19	D TURNBULL	176	19	D TURNBULL	995	19	* D GARBETT	6.725	19	R MASTERS	54	(2)
20	P LEVERS	166	20	S ANAND	976	20	* R BLAKE	7.125	20	S ANAND	53	(3)
21	J TAGUE	165	21	P LEVERS	957	21	* T CHADWICK	7.250	21	J LAMB	49	(3)
22	S ANAND	154	22	J LYMER	948	21	* S ANAND	7.250	22	P LEVERS	48	(2)
23	A SMITH	147	23	J TAGUE	858	23	* A BULLOCK	7.438	23	A HOLLIDAY	43	(3)
24	J LYMER	146	24	K ALCOCK	848	24	* M ALLSOPP	7.488	24	I BRENTNALL	41	(3)
25	D EDWARDS	138	25	D EDWARDS	801	25	* G PEACH	7.500	24	P BARBER	41	(2)
26	K ALCOCK	131	26	A SMITH	783	26	* L SMITH	8.138	26	J LYMER	38	(2)
27	A HOLLIDAY	121	27	G WESTON	682	27	* R CROSSLAND	8.175	27	G WESTON	33	(2)
28	L EDWARDS	116	28	A HOLLIDAY	673	28	* D McPEAKE	8.563	28	K ALCOCK	30	(3)
29	G WESTON	113	29	W LANDER	661	29	* D BRENTNALL	8.838	29	D EDWARDS	29	(2)
30	C HENRY	109	30	L EDWARDS	654	30	* K PAYNE	8.850	30	B JOHNSON	28	(3)
31	W LANDER	104	31	J HOLMES	639	31	* J ROYTHORNE	8.938	31	R BLAKE	26	(2)
32	D GARBETT	99	32	C HENRY	552	32	* J LEVERS	9.063	31	C BOWLES	26	(2)
33	J HOLMES	98	33	I BRENTNALL	511	33	* A DAVIES	9.138	33	D BRENTNALL	25	(5)
34	B JOHNSON	96	34	B JOHNSON	509	34	* P LEVERS	9.188	33	M ROGERS	25	(3)
34	C BOWLES	96	35	S SMITH	505	35	* J LYMER	9.288	33	J HOLMES	25	
36	I BRENTNALL	94	36	C BOWLES	499	36	* S PANK	9.775	33	D GARBETT	25	(2)
36	S SMITH	94	37	D GARBETT	485	37	* D PASSELL	9.850	37	J NEALE	24	(2)
38	T DINGLEY	87	38	R LAWSON	478	38	* J LAMB	10.063	38	J LEVERS	22	(3)
39	R LAWSON	86	39	R CROSSLAND	456	39	* T DINGLEY	10.125	38	R CROSSLAND	22	(2)
40	R CROSSLAND	81	40	T DINGLEY	455	40	* I BRENTNALL	10.325	38	D TURNBULL	22	
41	A STAMPER	76	41	J ROYTHORNE	432	41	* M KNIGHTON	10.363	41	S MINNIS	21	(3)
42	S PANK	69	42	R BLAKE	383	42	* G WESTON	10.375	41	S PANK	21	(2)
42	J ROYTHORNE	69	43	A STAMPER	366	43	* D EDWARDS	10.438	41	T DINGLEY	21	
44	S MINNIS	67	44	S PANK	364	44	* M ROGERS	10.463	41	A TURNBULL	21	(2)
44	S GRAY	67	45	J LITHERLAND	357	45	* D TURNBULL	11.188	41	L BLACKER	21	
46	R BLAKE	62	46	S MINNIS	356	46	* S MINNIS	11.400	46	J ROYTHORNE	20	(2)
47	J LITHERLAND	61	47	S GRAY	337	47	* L BLACKER	11.663	47	C HENRY	19	
48	J NEALE	60	48	J LEVERS	322	48	* J HOLMES	12.350	48	A FEARN	18	(2)
49	M ROGERS	57	49	A FEARN	319	49	* A HOLLIDAY	12.413	49	S LANDER	14	(2)
49	A TURNBULL	57	50	J NEALE	318	50	* B JOHNSON	12.500	50	T CHADWICK	13	(2)

(Driver Ranking = Average Position in Qualifying, Final Position, Fastest Lap & Race Laps Over Last 20 club nights)

ADULT STATISTICS 1992-2022 - AFTER 648 CLUB NIGHTS

Sheet 2 of 5 (Note: Highlighted Names are Current 2022 Members, CS = Best Consecutive Results)

MEETINGS ATTENDED			RACES COMPLETED			DRIVER RANKING			FINALS WON			
Pos	ADULT	No	Pos	ADULT	No	Pos	ADULT	SCORE	Pos	ADULT	No	CS
51	J LEVERS	53	51	M ROGERS	308	51	* S GRAY	12.563	51	J HITCHCOCK	12	(2)
52	G SCHULE	52	52	M MARTINEZ	289	52	* K ALCOCK	12.613	51	P FOXLEY	12	(2)
53	A FEARN	49	53	A TURNBULL	279	53	* A FEARN	12.625	53	T MEASHAM	11	
53	M MARTINEZ	49	54	K LYE	263	54	M STURGESS	12.675	54	D WALKER	10	
55	D OLIVER	45	55	G SCHULE	258	55	* N LAMBERT	12.950	54	D PASSELL	10	(2)
55	L BLACKER	45	56	C BULLOCK	248	56	* P FOXLEY	12.963	54	L EDWARDS	10	
57	D WALKER	42	57	D BRENTNALL	225	57	* R LAWSON	13.200	54	S SMITH	10	
57	K LYE	42	57	T CHADWICK	225	58	* G SCHULE	13.238	58	S DUNN	9	(2)
59	D BRENTNALL	41	59	L BLACKER	223	59	* J TETLEY	13.313	58	K LYE	9	
60	M KNIGHTON	36	60	D OLIVER	216	60	* C HENRY	13.763	60	G LAMBERT	8	(4)
60	T CHADWICK	36	61	D WALKER	212	61	* D GREEN	13.850	60	J LITHERLAND	8	
60	C BULLOCK	36	62	A DAVIES	211	62	* S SMITH	14.275	60	R LITHERLAND	8	
63	S DUNN	35	63	T MEASHAM	208	63	* A STAMPER	14.300	63	R CHADWICK	7	(2)
64	D PASSELL	34	64	M KNIGHTON	206	64	* R MASTERS	14.325	63	A DAVIES	7	
64	A DAVIES	34	65	J CHELL	202	65	* M HOLLAND	14.375	63	C COOPER	7	
66	T MEASHAM	33	66	D PASSELL	191	66	* N CHATTLE	14.488	63	S GRAY	7	
67	G LAMBERT	32	67	S DUNN	183	67	* J LITHERLAND	14.550	67	M JUBB	6	
67	P FOXLEY	32	68	P FOXLEY	172	68	* B BRUCE	14.563	67	A STAMPER	6	
69	J CHELL	30	69	G LAMBERT	168	69	* L EDWARDS	14.800	67	C BULLOCK	6	
70	M STURGESS	29	70	M STURGESS	163	70	* C BULLOCK	15.138	67	K PAYNE	6	
70	R LITHERLAND	29	71	S SUMNER	157	71	* D OLIVER	15.688	67	J TETLEY	6	(2)
72	R HITCHCOCK	27	72	B BRUCE	148	72	* S DUNN	15.963	67	T BALDOCK	6	
72	R CHADWICK	27	73	R CHADWICK	146	73	* G LAMBERT	16.175	67	R LAWSON	6	
72	A THOMPSON	27	74	J TETLEY	143	74	* S SUMNER	16.425	74	C SCHOFIELD	5	(2)
75	S SUMNER	26	75	K PAYNE	140	75	M MARTINEZ	16.763	74	AJ McPEAKE	5	(2)
76	B BRUCE	25	76	R HITCHCOCK	138	76	* J CHELL	17.138	74	I HOLLAND	5	
77	C STANNARD	24	77	A THOMPSON	135	77	* A THOMPSON	17.225	74	M TANSLEY	5	
78	I HOLLAND	23	78	M HOLLAND	129	78	* C STANNARD	17.325	74	D OLIVER	5	
78	J HITCHCOCK	23	79	J HITCHCOCK	127	79	* R HITCHCOCK	18.063	74	D GREEN	5	
78	C SCHOFIELD	23	80	C SCHOFIELD	124	80	* C SCHOFIELD	18.113	74	J CHELL	5	
78	D GREEN	23	81	I HOLLAND	120	81	* D WALKER	18.163	74	R JAMES	5	
78	M HOLLAND	23	81	D GREEN	120	82	* P BARBER	18.938	82	S REVITT	4	(2)
78	K PAYNE	23	83	N CHATTLE	119	83	* J HITCHCOCK	21.388	82	R HITCHCOCK	4	
84	J TETLEY	21	84	S LANDER	118	84	* R CHADWICK	22.013	82	M KNIGHTON	4	
85	N CHATTLE	20	84	C STANNARD	118	85	* I HOLLAND	22.288	82	M STURGESS	4	
86	M JUBB	19	86	T HAGUES	111	N/A	T BALDOCK	2.583	82	M BLOOD	4	
87	C CARRINGTON	18	87	R JAMES	105	N/A	S REVITT	3.792	87	S PATCHING	3	
87	T HAGUES	18	88	C CARRINGTON	100	N/A	S LANDER	4.485	87	C NORRIS	3	
89	N MAFFIN	17	88	R LITHERLAND	100	N/A	AJ McPEAKE	6.659	87	J HENRY	3	
89	S LANDER	17	90	M JUBB	99	N/A	A HUGHES	6.792	87	C CARRINGTON	3	
89	P MELLOR	17	91	C BRADFORD	97	N/A	S WHITE	8.000	87	A HUGHES	3	
89	C BRADFORD	17	92	P MELLOR	93	N/A	C SLATER	9.250	87	M HOLLAND	3	
93	P COCKBILL	16	93	N MAFFIN	82	N/A	L BOWLES	10.125	87	C STANNARD	3	
94	R JAMES	15	94	P COCKBILL	81	N/A	S SIDDANS	10.417	94	H VD HEUVEL	2	(2)
94	C COOPER	15	95	D LEVERTON	75	N/A	J KELLY	10.500	94	J KELLY	2	
96	M TANSLEY	14	96	M TANSLEY	73	N/A	J HENRY	11.000	94	C SLATER	2	(2)
97	J KELLY	13	97	YAN SHEN	68	N/A	F HOLMES	11.194	94	YAN SHEN	2	
97	D LEVERTON	13	98	J KELLY	67	N/A	M BLOOD	11.639	94	I HALL	2	
99	S REVITT	12	99	S REVITT	63	N/A	C COOPER	11.700	94	S SUMNER	2	
99	P PURKIS	12	100	M WATTS	61	N/A	C ATKINSON	12.125	94	B BRUCE	2	

JUNIOR STATISTICS 1992-2022 - AFTER 648 CLUB NIGHTS

Sheet 1 of 4 (Note: Highlighted Names are Current 2022 Members, CS = Best Consecutive Results)

MEETINGS ATTENDED		RACES COMPLETED		DRIVER RANKING		FINALS WON		
Pos	JUNIOR	Pos	JUNIOR	Pos	JUNIOR	Pos	JUNIOR	
1	A TURNBULL	152	1 R LITHERLAND	917	1 * L SMITH	1.113	1 R LITHERLAND	61 (5)
1	R LITHERLAND	152	2 A TURNBULL	905	2 * A HUGHES	1.175	2 J HENRY	59 (3)
3	T CHADWICK	147	3 L TURNBULL	807	3 * AJ McPEAKE	1.275	3 A HALL	56
4	L TURNBULL	133	4 T CHADWICK	774	4 * J MELLOR	1.400	3 A TURNBULL	56 (2)
5	F HOLMES	130	5 F HOLMES	769	5 * J HENRY	1.438	5 T CHADWICK	51
6	G REYES-ENGLAND	128	6 G REYES-ENGLAND	766	6 * A HALL	1.475	6 J SISMEY	47
7	J HENRY	127	7 J HENRY	658	7 * L BOWLES	1.550	7 J MELLOR	36
8	J SISMEY	120	8 J SISMEY	654	8 * R LITHERLAND	1.600	8 H SMITH	34 (2)
9	R REES	103	9 Z ROYTHORNE	602	9 * T MEASHAM	1.638	9 L SMITH	33
10	Z ROYTHORNE	100	10 T MEASHAM	550	10 * A TURNBULL	1.663	10 P CONNALLY	32 (2)
11	P CONNALLY	95	11 L BROOKS	539	11 * T CHADWICK	1.825	11 M MINNIS	31 (2)
12	C BRENTNALL	94	12 H SMITH	525	12 * J SISMEY	1.838	11 A HUGHES	31
13	T MEASHAM	93	13 B ROYTHORNE	504	13 * M MINNIS	2.000	13 AJ McPEAKE	30 (2)
14	H SMITH	91	14 P CONNALLY	500	14 J PATEMAN	2.025	13 C BRENTNALL	30 (2)
15	B ROYTHORNE	84	15 A HALL	490	15 * P CONNALLY	2.175	13 J PATEMAN	30
16	L BROOKS	83	16 C BRENTNALL	486	16 * H SMITH	2.213	13 G REYES-ENGLAND	30
17	J MELLOR	82	17 J MELLOR	481	17 * C BRENTNALL	2.275	17 C BOWLES	28
18	A HALL	80	18 R REES	467	18 * C BULLOCK	2.300	17 L TURNBULL	28 (2)
19	C BULLOCK	78	19 J PATEMAN	428	19 * C BOWLES	2.313	19 F HOLMES	26
20	T PANK	74	20 C BOWLES	402	20 * J LAWSON	2.550	20 B ROYTHORNE	25 (2)
21	J PATEMAN	71	21 C BULLOCK	391	21 * K ASHWORTH	2.613	20 Z ROYTHORNE	25 (3)
22	M MINNIS	68	22 K LEVERS	381	22 * N GULL	2.763	22 R REES	24
23	C BULLOCK	66	23 T PANK	378	23 * T PANK	2.800	23 J STEVENSON	23
23	K LEVERS	66	24 A HUGHES	372	24 * Z ROYTHORNE	3.038	23 T MEASHAM	23 (3)
25	AJ McPEAKE	65	24 Ca HOLLAND	372	25 * K LEVERS	3.125	25 L BROOKS	21 (2)
26	A HUGHES	61	26 J MARTINEZ	369	26 * K ALI	3.188	25 L BOWLES	21
26	Ca HOLLAND	61	27 L SMITH	352	27 L TURNBULL	3.238	27 T PANK	20
28	J MARTINEZ	59	27 M LITHERLAND	352	28 * B ROYTHORNE	3.250	28 J LAWSON	16 (2)
28	J LAWSON	59	29 M MINNIS	343	29 * P WALKER	3.325	29 K LEVERS	15
30	L SMITH	55	30 AJ McPEAKE	326	30 * J LISTER	3.700	30 D BARKER	14
31	J STEVENSON	54	31 B BROOKS	325	31 * T GREEN	3.725	30 M LITHERLAND	14
32	M LITHERLAND	53	32 J LAWSON	323	32 * P MARTIN	3.763	32 J MARTINEZ	13
33	D BARKER	51	33 D PAUL	308	32 * R COOK	3.763	33 C DAVENPORT	12
33	B BROOKS	51	34 L CHADWICK	277	34 * C DAVENPORT	3.775	33 K ALI	12
35	L BOWLES	50	35 J STEVENSON	276	35 * S SLATER	3.813	33 D PAUL	12 (2)
36	D PAUL	49	36 D BARKER	266	36 * K SCHOFIELD	3.888	36 M McNULTY	10
37	S SCHULE	47	37 P MARTIN	263	37 * K COOK	4.050	36 P MARTIN	10
37	L CHADWICK	47	38 L BOWLES	261	38 * F HOLMES	4.250	36 S BOWMAN	10
39	P WALKER	46	39 S BOWMAN	244	39 * G HADDON	4.500	39 G HADDON	9
40	P MARTIN	45	40 P WALKER	236	40 * E HENRY	4.650	39 T GREEN	9
41	J LISTER	41	41 S SCHULE	234	41 * G REYES-ENGLAND	4.738	39 N GULL	9
41	S BOWMAN	41	41 J LISTER	234	42 * A OXSPRING	4.750	39 M BRADLEY	9
43	J HAGUES	38	43 J HAGUES	221	43 * R REES	4.800	43 K SCHOFIELD	8
44	K ALI	30	44 R COOK	197	44 * M BRADLEY	4.900	43 L CHADWICK	8
45	M McNULTY	29	45 M BRADLEY	194	45 * D BARKER	5.038	43 C BULLOCK	8
45	J BULLOCK	29	46 D JACKSON	190	46 * J STEVENSON	5.125	43 B BROOKS	8 (2)
45	R COOK	29	47 I BRADLEY	189	47 * R HUGHES	5.275	43 Ca HOLLAND	8
45	A OXSPRING	29	48 K ALI	185	48 * J ELMORE	5.600	43 H TAYLOR	8
45	I BRADLEY	29	48 E JACKSON	185	48 * J MARTINEZ	5.600	49 R LEY	7
45	M BRADLEY	29	50 N BRADFORD	172	50 * M SEO	5.675	49 A CHATTLE	7

(Driver Ranking = Average Position In Qualifying, Final Position, Fastest Lap & Race Laps Over Last 20 club nights)

JUNIOR STATISTICS 1992-2022 - AFTER 648 CLUB NIGHTS

Sheet 2 of 4 (Note: Highlighted Names are Current 2022 Members, CS = Best Consecutive Results)

MEETINGS ATTENDED		RACES COMPLETED		DRIVER RANKING		FINALS WON					
Pos	JUNIOR	No	Pos	JUNIOR	No	Pos	JUNIOR	No	CS		
45	D JACKSON	29	51	A BRADFORD	169	51	* A CHATTLE	5.863	49	A BRADFORD	7
52	C DAVENPORT	28	52	M SEO	163	52	* L CHADWICK	6.025	52	S SLATER	6 (2)
52	E HENRY	28	52	K COOK	163	53	* J WATSON	6.063	52	P WALKER	6 (2)
52	E JACKSON	28	52	A OXSPRING	163	54	* M LITHERLAND	6.250	52	G CONNALLY	6
55	K SCHOFIELD	27	52	S ROYTHORNE	163	55	* M McNULTY	6.288	52	E HENRY	6
56	N GULL	26	56	N GULL	156	56	* J BULLOCK	6.300	52	R COOK	6
56	N BRADFORD	26	57	M McNULTY	154	57	* B BROOKS	6.488	52	E JACKSON	6
58	G HADDON	25	57	J PERRY	154	58	* D PAUL	6.550	52	D JACKSON	6 (2)
58	A BRADFORD	25	59	R HUGHES	151	59	* D JACKSON	7.088	52	T JAMES	6 (2)
58	S ROYTHORNE	25	60	J BULLOCK	150	60	* H TAYLOR	7.513	52	J HAGUES	6 (2)
61	K COOK	24	61	C DAVENPORT	149	61	* S SCHULE	7.825	61	L HAWLEY	5
61	J PERRY	24	62	K SCHOFIELD	144	62	* S BOWMAN	8.050	61	J BULLOCK	5
63	A CHATTLE	23	63	E HENRY	143	63	* E STOTT-ZAFIROPOULOS	8.063	61	A HARTLEY	5 (2)
63	L STOTT-ZAFIROPOULOS	23	64	G HADDON	138	64	* S MAFFIN	8.275	61	B CARRINGTON	5
63	J ELMORE	23	65	A CHATTLE	136	65	* L BROOKS	8.475	61	K ASHWORTH	5
66	J WATSON	22	66	L STOTT-ZAFIROPOULOS	135	66	* S MARTINEZ	8.600	61	M WARREN	5
66	R MAFFIN	22	67	H TAYLOR	134	67	* T SHARP	8.663	61	K COOK	5
66	T GREEN	22	68	K ASHWORTH	132	68	* L STOTT-ZAFIROPOULOS	8.900	61	N BRADFORD	5
66	R HUGHES	22	68	J ELMORE	132	69	* Ca HOLLAND	8.913	61	I PAUL	5 (2)
66	E STOTT-ZAFIROPOULOS	22	70	T JAMES	131	70	* R MAFFIN	8.988	70	A REES	4
71	K ASHWORTH	21	71	E STOTT-ZAFIROPOULOS	130	71	* N BRADFORD	9.550	70	J WATSON	4
71	H TAYLOR	21	72	B RILEY	124	72	* I BRADLEY	9.688	70	T SHARP	4
71	S MARTINEZ	21	73	T GREEN	119	73	* J HAGUES	9.800	70	M WATTS	4
74	S SLATER	20	74	S MARTINEZ	117	74	* S ROYTHORNE	10.000	70	J LISTER	4
74	T SHARP	20	75	J WATSON	113	75	* A BRADFORD	10.775	70	B JEFFRIES	4
74	S MAFFIN	20	76	R MAFFIN	109	76	T JAMES	10.863	70	E STOTT-ZAFIROPOULOS	4
74	T JAMES	20	77	S SLATER	108	77	* E JACKSON	12.500	70	L STOTT-ZAFIROPOULOS	4
78	B RILEY	19	77	B CARRINGTON	108	78	* J PERRY	13.813	70	J ELMORE	4
79	B CARRINGTON	18	79	T SHARP	103	N/A	J WOODHOUSE	2.000	70	S ROYTHORNE	4
80	R LEY	17	79	J GRATTON	103	N/A	L CAPEWELL	2.438	80	A PANK	3
80	G CONNALLY	17	81	S MAFFIN	99	N/A	J THOMPSON	2.708	80	C CLARK	3
80	J GRATTON	17	82	M WARREN	98	N/A	S GILLARD	2.725	80	R HUGHES	3
83	A HARTLEY	15	83	F McCANDLESS	96	N/A	M WARREN	2.817	80	J PERRY	3
83	J MOSEDALE	15	84	R LEY	92	N/A	A WATHEY	3.545	80	J BLURTON	3
83	M WARREN	15	85	G CONNALLY	91	N/A	K JACKSON	3.563	80	J THOMPSON	3
86	C KAVANAGH	13	86	A HARTLEY	83	N/A	T REES	3.667	86	C WOODCOCK	2
86	M WATTS	13	87	A WATHEY	72	N/A	S TAGUE	3.813	86	Mat McNULTY	2
88	J DOBBINS	12	87	J MOSEDALE	72	N/A	A FEARN	3.850	86	J MOSEDALE	2
88	F McCANDLESS	12	87	B JEFFRIES	72	N/A	N ZIMMERMANN	3.969	86	D SPENCER	2
88	J THOMPSON	12	90	M WATTS	69	N/A	R LEY	4.103	86	N ZIMMERMANN	2
91	A PANK	11	91	I PAUL	68	N/A	C CLARK	4.179	86	A OXSPRING	2
91	A WATHEY	11	92	C KAVANAGH	65	N/A	E DOYLE	4.250	86	L BLAKE	2
91	N McDONALD	11	93	D JEFFRIES	62	N/A	D SPENCER	4.375	86	D JEFFRIES	2 (2)
94	S GILLARD	10	94	A FEARN	61	N/A	N BLACK	4.375	86	J GRATTON	2
94	A FEARN	10	94	I MATTHEWS	61	N/A	M BUCKLEY	4.417	86	F McCANDLESS	2
94	I MATTHEWS	10	96	J DOBBINS	60	N/A	M WESTON	4.438	86	I BRADLEY	2
97	L HAWLEY	9	97	A PANK	58	N/A	T KERR	4.468	86	E PAUL	2 (2)
97	D NEALE	9	98	N McDONALD	57	N/A	L BLAKE	4.500	86	B RILEY	2
97	C WOODCOCK	9	99	J BLURTON	56	N/A	M YEOMANS	4.563	86	J McDONALD	2
97	Mat McNULTY	9	100	Ca BLURTON	55	N/A	I MATTHEWS	5.075	86	T KERR	2

JUNIOR STATISTICS 1992-2022 - AFTER 648 CLUB NIGHTS

Sheet 3 of 4 (Note: Highlighted Names are Current 2022 Members, CS = Best Consecutive Results)

MEETINGS ATTENDED		RACES COMPLETED		DRIVER RANKING			FINALS WON					
Pos	JUNIOR	No	Pos	JUNIOR	No	Pos	JUNIOR	SCORE	Pos	JUNIOR	No	CS
97	B JEFFRIES	9	101	E PAUL	54	N/A	J DOBBINS	5.083	86	E DOYLE	2	
97	D JEFFRIES	9	102	N ZIMMERMANN	51	N/A	N McDONALD	5.114	102	S GILLARD	1	
97	I PAUL	9	103	S GILLARD	50	N/A	A HARTLEY	5.212	102	C KAVANAGH	1	
97	E PAUL	9	103	L HAWLEY	50	N/A	B REES	5.350	102	D NEALE	1	
105	M SEO	8	105	S LIVESEY	49	N/A	J MOSEDALE	5.462	102	A MILNER	1	
105	TI REES	8	106	C BARTLETT	48	N/A	M WILLIS	5.750	102	T REES	1	
105	C BARTLETT	8	107	Mat McNULTY	47	N/A	B CARRINGTON	5.847	102	R MAFFIN	1	
105	Ca BLURTON	8	108	C WOODCOCK	46	N/A	J McDONALD	6.458	102	T ALLDREAD	1	
105	J BLURTON	8	109	D NEALE	44	N/A	B JEFFRIES	6.472	102	M HART	1	
105	E DOYLE	8	110	J THOMPSON	42	N/A	L BELL	6.550	102	S MAFFIN	1	
111	A MILNER	7	111	C CLARK	41	N/A	D GEBAUERS	6.750	102	D GEBAUERS	1	
111	A REES	7	112	TI REES	40	N/A	D NEALE	7.083	102	L BELL	1	
111	C CLARK	7	113	A REES	38	N/A	L HAWLEY	7.083	102	M SEO	1	
111	N ZIMMERMANN	7	113	J McDONALD	38	N/A	D JEFFRIES	7.111	102	A FEARN	1	
111	M BUCKLEY	7	115	A MILNER	36	N/A	Mat McNULTY	7.167	102	I MATTHEWS	1	
116	M HART	6	116	B REES	35	N/A	C BARTLETT	7.344	102	M WILLIS	1	
116	S LIVESEY	6	117	M BUCKLEY	33	N/A	J GRATTON	7.426	102	B REES	1	
116	SM BLURTON	6	118	M HART	31	N/A	M WATTS	7.519	102	S TAGUE	1	
116	J McDONALD	6	118	A PARKIN	31	N/A	C WOODCOCK	8.056	102	L CAPEWELL	1	
116	T KERR	6	118	SM BLURTON	31	N/A	R FREEMAN	8.417	102	M BUCKLEY	1	
121	L BELL	5	121	L PARKIN	30	N/A	H MOHAMMED	8.500	102	S LIVESEY	1	
121	B REES	5	121	E DOYLE	30	N/A	G CONNALLY	8.588	102	L PARKIN	1	
121	L BLAKE	5	123	K JACKSON	29	N/A	B RILEY	8.697	102	A PARKIN	1	
121	A PARKIN	5	123	M WESTON	29	N/A	A STOTT	8.750	102	R FREEMAN	1	
121	L PARKIN	5	123	R FREEMAN	29	N/A	A MILNER	8.786	102	S MARTINEZ	1	
126	D SPENCER	4	126	L BELL	26	N/A	M HART	9.417	102	J WOODHOUSE	1	
126	M YEOMANS	4	126	M YEOMANS	26	N/A	Ca BLURTON	9.594				
126	M WILLIS	4	128	S TAGUE	24	N/A	J BLURTON	9.781				
126	S TAGUE	4	128	T KERR	24	N/A	A PANK	10.114				
126	K JACKSON	4	130	D SPENCER	23	N/A	T ALLDREAD	10.167				
126	L CAPEWELL	4	131	M WILLIS	20	N/A	E GIBBS	10.417				
126	M WESTON	4	131	L CAPEWELL	20	N/A	F McCANDLESS	10.558				
133	T REES	3	133	T REES	16	N/A	C KAVANAGH	10.692				
133	D ALLDREAD	3	133	T ALLDREAD	16	N/A	TI REES	10.719				
133	T ALLDREAD	3	133	D GEBAUERS	16	N/A	D ALLDREAD	10.750				
133	D GEBAUERS	3	136	D ALLDREAD	15	N/A	A REES	10.786				
133	E GIBBS	3	136	E GIBBS	15	N/A	SM BLURTON	10.833				
133	R FREEMAN	3	138	H MOHAMMED	14	N/A	A PARKIN	11.300				
139	N BLACK	2	139	L BLAKE	13	N/A	E PAUL	11.806				
139	J WOODHOUSE	2	140	N BLACK	10	N/A	L PARKIN	12.900				
141	H MOHAMMED	1	141	J WOODHOUSE	6	N/A	S LIVESEY	13.083				
141	A STOTT	1	142	A STOTT	5	N/A	I PAUL	13.667				

Outright Track Record Holders After DHORC 648

Adults

Pos	Name	Qualifying	F1	GC	F1	GC	Total
			Fastest Laps	Fastest Laps	Race Laps	Race Laps	
1	L Pateman	31	43	64	27	47	212
2	S Goodlip	21	35	10	31	17	114
3	A Smith	25	13	25	12	23	98
4	N Sismey	15	8	11	15	16	65
5	J Sismey	15	7	8	14	13	57
6	M Chadwick	12			8	9	29
7	W Lander	9	5	3	6		23
8	A McPeake	4	3	5	7		19
8	P Rees	3	3		10	3	19
10	J Tague	4	3	2	3	5	17
11	J Lymer	4	2	1	2	1	10
12	T Baldock	3	1	1	1	2	8
13	L Smith	2	1	3			6
13	A Turnbull	1	2		3		6
15	D Garbett	1		1	2	1	5
15	C Roythorne		2	2		1	5
17	J Neale				2	1	3
17	S Anand	1			1	1	3
17	T Chadwick		1		2		3
17	J Lamb	1		1	1		3
21	M Allsopp				2		2
21	S Lander			1	1		2
21	C Bowles	1	1				2
24	G Peach		1				1
24	D McPeake		1				1
24	J Roythorne				1		1
24	S Pank				1		1
Total		143	122	129	135	134	715

Note: Some Record Can Be Held By More Than One Member - Highlighted Names 2022 Members

Outright Track Record Holders After DHORC 648

Juniors

Pos	Name	Qualifying	F1	GC	F1	GC	Total
			Fastest Laps	Fastest Laps	Race Laps	Race Laps	
1	A Turnbull	31	22	16	34	17	120
2	R Litherland	24	21	26	14	28	113
3	J Sismey	15	15	12	11	17	70
4	A Hall	12	9	7	13	12	53
5	T Chadwick	7	6	10	7	19	49
6	AJ McPeake	10	9	4	9	4	36
7	T Measham	6	4	1	13	3	27
7	J Henry	2	9	5	9	2	27
9	J Mellor	10	4	4	2	4	24
9	L Bowles	9	3	4	2	6	24
11	H Smith	8	4	5	3	3	23
12	M Minnis	6	2	4	2	5	19
13	Z Roythorne	2	2	6		8	18
14	J Pateman	4	4	5	1	3	17
15	B Roythorne	1	1	6		2	10
16	F Holmes	1	3	2	3		9
16	C Brentnall		2	3		4	9
18	A Hughes	2	1	5			8
18	L Smith		4		4		8
20	J Lawson	1	2	1	3		7
21	T Pank		1	3	2		6
21	C Bowles	2	1		1	2	6
23	P Connally		1	3			4
23	R Rees	1	1	1		1	4
23	K Ashworth	1	1	1		1	4
23	L Turnbull	1	1		2		4
27	K Levers		1		1	1	3
28	P Martin		1		1		2
28	N Gull		1		1		2
30	Ca Holland			1			1
30	E Henry		1				1
30	C Clark					1	1
30	K Ali				1		1
30	B Brooks				1		1
30	J Elmore		1				1
30	S Roythorne			1			1
30	A Hartley			1			1
Total		156	138	137	140	143	714

Note: Some Record Can Be Held By More Than One Member - Highlighted Names 2022 Members

DHORC Statistics 2022

Poles		Adult			Junior			Poles	
Records	Name	Total	2022	Name	Total	2022	Records		
All Time	L Pateman	121	9	L Bowles	13	11	All Time		
L Pateman 121	S Goodlip	86	2	H Smith	9	4	R Litherland	61	
Season	N Sismey	85		J Lawson	8	3	Season		
S Goodlip 17	A Smith	42	4				L Smith	21	
	P Rees	18	1						
	D Garbett	5							
	J Lamb	3							
	G Peach	2							
	C Bowles	2	1						
	A Turnbull	1	1						
Race Wins	Adult			Junior			Race Wins		
Records	Name	Total	2022	Name	Total	2022	Records		
All Time	L Pateman	114	5	L Bowles	12	10	All Time		
L Pateman 114	N Sismey	85	1	H Smith	11	2	A Hall	49	
Season	S Goodlip	83	4	J Lawson	7	4	Season		
W Lander 16	A Smith	38	5	J Thompson	1	1	L Smith	20	
	P Rees	28	1	J Woodhouse	1	1	A Hall	20	
	D Garbett	4							
	G Peach	3							
	J Lamb	2							
	A Turnbull	2	1						
	R Litherland	1							
Fast Laps	Adult			Junior			Fast Laps		
Records	Name	Total	2022	Name	Total	2022	Records		
All Time	L Pateman	277	9	H Smith	15	5	All Time		
L Pateman 277	S Goodlip	52	5	L Bowles	13	10	J Sismey	59	
Season	N Sismey	50		J Lawson	6	3	Season		
L Pateman 19	A Smith	48	5				L Smith	21	
A Smith 19	P Rees	12							
	G Peach	3							
	D Garbett	3							
	C Bowles	3							
	J Lamb	2							
	A Turnbull	2							
Race Laps	Adult			Junior			Race Laps		
Records	Name	Total	2022	Name	Total	2022	Records		
All Time	L Pateman	181	7	L Bowles	14	11	All Time		
L Pateman 181	N Sismey	90	1	H Smith	9	2	R Litherland	63	
Season	S Goodlip	65	3	J Lawson	7	4	Season		
W Lander 16	A Smith	51	5	J Woodhouse	1	1	A Hall	22	
	P Rees	22	1						
	D Garbett	6							
	J Lamb	2							
	G Peach	2							
	A Turnbull	2	1						
	C Bowles	1	1						

Current Members Best Ever Position Records after DHORC 648																			
Qualifying				Final Position				Fastest Laps				Race Laps							
Pos	Adult	DHORC	Gap	Date	Pos	Adult	DHORC	Gap	Date	Pos	Adult	DHORC	Gap	Date	Pos	Adult	DHORC	Gap	Date
1	L Pateman	648	0	09-Aug-22	1	L Pateman	648	0	09-Aug-22	1	L Pateman	648	0	09-Aug-22	1	L Pateman	648	0	09-Aug-22
1	C Bowles	647	1	09-Aug-22	1	A Smith	647	1	09-Aug-22	1	A Smith	647	1	09-Aug-22	1	A Smith	647	1	09-Aug-22
1	S Goodlip	643	5	07-Jun-22	1	N Sismey	645	3	28-Jun-22	1	S Goodlip	643	5	07-Jun-22	1	C Bowles	647	1	09-Aug-22
1	A Smith	642	6	17-May-22	1	S Goodlip	643	5	07-Jun-22	1	A Turnbull	625	23	19-Oct-22	1	N Sismey	645	3	28-Jun-22
1	P Rees	640	8	26-Apr-22	1	A Turnbull	635	13	22-Feb-22	1	J Lamb	616	32	11-Feb-20	1	S Goodlip	643	5	07-Jun-22
1	A Turnbull	635	13	22-Feb-22	1	P Rees	631	17	11-Jan-22	1	C Bowles	612	36	07-Nov-19	1	A Turnbull	635	13	22-Feb-22
1	D Garbett	625	23	19-Oct-21	1	R Litherland	624	24	28-Sep-21	1	L Smith	591	57	23-Feb-19	1	P Rees	631	17	11-Jan-22
1	J Lamb	616	32	11-Feb-20	1	D Garbett	611	37	29-Oct-19	1	D Garbett	582	66	23-Oct-18	1	D Garbett	611	37	29-Oct-19
1	N Sismey	613	35	07-Jan-20	1	L Smith	566	82	24-Feb-18	1	G Peach	565	83	24-Feb-18	1	L Smith	579	69	04-Sep-18
1	L Smith	591	57	23-Feb-19	1	J Lamb	538	110	25-Feb-17	1	N Sismey	511	137	27-Feb-16	1	G Peach	565	83	24-Feb-18
1	G Peach	565	83	24-Feb-18	1	C Peach	537	111	25-Feb-17	1	P Rees	497	151	30-Jun-15	1	J Lamb	538	110	25-Feb-17
2	R Litherland	624	24	28-Sep-21	2	C Bowles	600	48	09-Jul-19	2	R Litherland	624	24	28-Sep-21	2	R Litherland	624	24	28-Sep-21
4	D Edwards	581	67	09-Oct-18	3	D Turnbull	527	121	13-Sep-16	3	C Cooper	639	9	05-Apr-22	3	D Edwards	599	49	25-Jun-19
4	R Masters	279	369	26-Sep-06	3	R Masters	433	215	23-Feb-13	3	R Masters	382	266	26-Feb-11	3	R Masters	433	215	23-Feb-13
5	S Gray	627	21	09-Nov-21	4	S Smith	537	111	25-Feb-17	4	D Turnbull	564	84	24-Feb-18	4	L Blacker	642	6	17-May-22
5	D Turnbull	539	109	26-Feb-17	5	S Gray	627	21	09-Nov-21	4	D Edwards	541	107	07-Mar-17	4	S Smith	537	111	25-Feb-17
6	L Edwards	512	136	27-Feb-16	5	D Edwards	581	67	09-Oct-18	5	L Blacker	621	27	07-Sep-21	5	C Cooper	627	21	09-Nov-21
7	R Lawson	629	19	30-Nov-21	6	R Lawson	530	118	18-Oct-16	6	S Gray	635	13	22-Feb-22	5	D Turnbull	596	52	09-Apr-19
7	S Smith	538	110	25-Feb-16	6	L Edwards	512	136	27-Feb-16	6	L Edwards	512	136	27-Feb-16	6	R Lawson	530	118	18-Oct-16
8	L Bowles	648	0	09-Aug-22	8	L Blacker	631	17	11-Jan-22	8	S Smith	537	111	25-Feb-17	7	S Gray	627	21	09-Nov-21
8	C Cooper	628	20	09-Nov-21	8	C Cooper	630	18	30-Nov-21	8	R Lawson	530	118	18-Oct-16	8	M Dutton	647	1	09-Aug-22
9	L Blacker	602	46	23-Jul-19	9	L Bowles	648	0	09-Aug-22	9	L Bowles	648	0	09-Aug-22	9	L Bowles	648	0	09-Aug-22
10	A Woodhouse	647	1	09-Aug-22	11	M Dutton	647	1	09-Aug-22	10	M Dutton	647	1	09-Aug-22	9	S Kerr	643	5	07-Jun-22
10	A Thompson	646	2	28-Jun-22	13	A Thompson	645	3	28-Jun-22	11	S Kerr	643	5	07-Jun-22	9	L Edwards	637	11	15-Mar-22
10	S Kerr	643	5	07-Jun-22	14	A Woodhouse	647	1	09-Aug-22	12	A Woodhouse	647	1	09-Aug-22	12	A Woodhouse	647	1	09-Aug-22
11	M Dutton	645	3	28-Jun-22	16	S Kerr	643	5	07-Jun-22	12	A Thompson	644	4	07-Jun-22	12	A Thompson	479	169	28-Jun-22
Pos	Junior	DHORC	Gap	Date	Pos	Junior	DHORC	Gap	Date	Pos	Junior	DHORC	Gap	Date	Pos	Junior	DHORC	Gap	Date
1	L Bowles	648	0	09-Aug-22	1	L Bowles	648	0	09-Aug-22	1	L Bowles	648	0	09-Aug-22	1	L Bowles	648	0	09-Aug-22
1	H Smith	644	4	07-Jun-22	1	J Woodhouse	647	1	09-Aug-22	1	H Smith	644	4	07-Jun-22	1	J Woodhouse	647	1	09-Aug-22
1	J Lawson	633	15	01-Feb-22	1	H Smith	644	4	07-Jun-22	1	H Smith	633	15	01-Feb-22	1	H Smith	644	4	07-Jun-22
2	J Thompson	636	12	22-Feb-22	1	J Lawson	643	5	07-Jun-22	2	J Woodhouse	647	1	09-Aug-22	1	J Lawson	643	5	07-Jun-22
3	J Woodhouse	648	0	09-Aug-22	1	J Thompson	640	8	26-Apr-22	2	E Doyle	646	2	28-Jun-22	2	J Thompson	636	12	22-Feb-22
3	E Doyle	646	2	28-Jun-22	3	T Kerr	640	8	26-Apr-22	2	J Thompson	636	12	22-Feb-22	3	E Doyle	646	2	28-Jun-22
3	T Kerr	643	5	07-Jun-22	4	E Doyle	644	4	07-Jun-22	3	T Kerr	643	5	07-Jun-22	4	T Kerr	640	8	26-Apr-22

Distance Covered In DHORC Club Championship 2022

Pos	Competitor	Class	Laps	Feet	Feet / Race	Miles	Races
1	P Rees	A	1,895.1	168,293	2,512	31.9	67
2	A Turnbull	A	1,847.1	164,912	2,537	31.2	65
3	L Pateman	A	1,789.7	158,715	2,690	30.1	59
4	N Sismey	A	1,704.6	150,949	2,516	28.6	60
5	A Smith	A	1,659.7	149,449	2,768	28.3	54
6	D Garbett	A	1,642.1	145,940	2,354	27.6	62
7	L Blacker	A	1,595.4	141,584	2,113	26.8	67
8	C Bowles	A	1,503.4	135,212	2,504	25.6	54
9	S Goodlip	A	1,458.4	128,219	2,514	24.3	51
10	S Gray	A	1,429.9	126,846	2,046	24.0	62
11	G Peach	A	1,375.4	124,407	2,439	23.6	51
12	D Turnbull	A	1,328.9	116,503	2,198	22.1	53
13	L Bowles	J	1,040.1	93,200	2,026	17.7	46
14	R Litherland	A	1,015.6	92,562	2,373	17.5	39
15	A Thompson	A	785.0	71,781	1,795	13.6	40
16	J Thompson	A	746.0	68,287	1,626	12.9	42
17	D Edwards	A	723.8	67,589	2,253	12.8	30
18	S Smith	A	746.5	67,089	2,033	12.7	33
19	M Dutson	A	746.8	66,282	1,657	12.6	40
20	L Smith	A	703.9	63,746	2,452	12.1	26
21	C Cooper	A	704.8	63,037	1,970	11.9	32
22	H Smith	J	642.2	57,442	2,052	10.9	28
23	J Lawson	J	648.3	57,345	1,977	10.9	29
24	J Lamb	A	654.9	57,104	2,115	10.8	27
25	R Lawson	A	642.4	56,543	2,094	10.7	27
26	L Edwards	A	560.2	50,646	2,110	9.6	24
27	E Doyle	J	505.1	44,875	1,496	8.5	30
28	S Kerr	A	486.9	44,088	2,004	8.4	22
29	T Kerr	J	404.4	36,607	1,525	6.9	24
30	L Bowles	A	147.0	12,422	2,070	2.4	6
31	A Woodhouse	A	130.7	11,044	1,841	2.1	6
32	R Masters	A	124.9	10,554	1,759	2.0	6
33	J Woodhouse	J	109.6	9,261	1,544	1.8	6
Pos	Competitor	Class	22,070.4	1,968,572.5	2,372	372.8	830

Next Circuit



Nashville

Where Do We Race Next?

What Are The Records?

Who Has Been On The Podium?

Circuit History

On September 16, 2020 the IndyCar Series announced the addition of the **Music City Grand Prix** as a street circuit race in downtown **Nashville** for its 2021 schedule. This announcement came after three years of discussion between Nashville sports and tourism officials and IndyCar executives, which had previously resulted in three failed proposals for a race in Nashville. Two of the three failed attempts, which occurred in 2010 and 2015, respectively, were led by former Pocono Raceway president Joseph Mattioli III. The Music City Grand Prix is privately funded and has a three-year contract for IndyCar Series races. Nashville's successful hosting of the 2019 NFL Draft was one of the deciding factors in the race becoming a reality, according to Penske Entertainment Corporation President and CEO Mark Miles. The Tennessee Titans serve as a host for the race.

Two-time IndyCar Series champion and Nashville-area native Josef Newgarden called the race "the number-one destination outside of the Indy 500". He further opined that "it is going to showcase the town of Nashville probably the best way possible." Nashville mayor John Cooper called the race "a catalyst for our economic recovery".

The Music City Grand Prix became the first new street circuit race for the IndyCar Series since the Grand Prix of Houston in 2013. It also became Nashville's first IndyCar race since the Indy 200 was held at Nashville Superspeedway between 2001 and 2008. The Music City Grand Prix was scheduled as the sixth street circuit race of the 2021 season, joining the doubleheader at Detroit along with races at Long Beach, St. Petersburg, and Toronto. All of these races have been run since at least 2012, however, and more recent events on street circuits have already become defunct, including races in Baltimore, Boston (which was never held), and Houston.



Rounds 5&6

Nashville (USA)

Rounds 19&20

Previous Results

	Adults		1st			2nd			3rd		
DHRC 635 F1	22-Feb	2022	103' 6"	A Tumbull	N Sismey	P Rees					
DHRC 636 GC	22-Feb	2022	103' 6"	A Smith	L Pateman	R Litherland					
DHRC 649 F1	06-Sep	2022	103' 6"								
DHRC 650 GC	06-Sep	2022	103' 6"								
	Juniors		1st			2nd			3rd		
DHRC 635 F1	22-Feb	2022	103' 6"	L Bowles	J Thompson						
DHRC 636 GC	22-Feb	2022	103' 6"	L Bowles	J Thompson						
DHRC 649 F1	06-Sep	2022	103' 6"								
DHRC 650 GC	06-Sep	2022	103' 6"								

Circuit Records

Lap Length 103' 6"

Qualifying

F1	A Tumbull	22Feb22
	42.9 Laps	
GC	L Pateman	22Feb22
	58.5 Laps	

Fastest Laps

F1	A Smith	22Feb22
	6.99 secs	
GC	L Pateman	22Feb22
	5.11 secs	

Race Laps

F1	A Tumbull	22Feb22
	24.4 Laps	
GC	L Pateman	22Feb22
	31.2 Laps	

Final Points

5.0 Points	P Rees	22Feb22
------------	--------	---------



DHRC 649 & 650



Nashville Best Off Chart 1

Qualifying Combined					Final Points			
Pos	Adult	Laps	MPH	Date	Pos	Adult	Pts	Date
1	L Pateman	N/A	N/A	N/A	1	P Rees (M)	5.0	22-Feb-22
1	A Smith (M)	N/A	N/A	N/A	2	A Turnbull	4.5	22-Feb-22
1	P Rees (M)	N/A	N/A	N/A	3	D Garbett (M)	3.0	22-Feb-22
1	N Sismey (M)	N/A	N/A	N/A	3	C Bowles	3.0	22-Feb-22
1	S Goodlip	N/A	N/A	N/A	5	A Smith (M)	2.0	22-Feb-22
1	A Turnbull	N/A	N/A	N/A	6	N Sismey (M)	1.5	22-Feb-22
1	R Litherland	N/A	N/A	N/A	6	G Peach (M)	1.5	22-Feb-22
1	S Gray (M)	N/A	N/A	N/A	6	D Edwards	1.5	22-Feb-22
1	C Bowles	N/A	N/A	N/A	6	L Pateman	1.5	22-Feb-22
1	D Edwards	N/A	N/A	N/A	6	L Blacker	1.5	22-Feb-22
1	G Peach (M)	N/A	N/A	N/A	11	R Litherland	1.0	22-Feb-22
1	R Lawson	N/A	N/A	N/A	11	C Cooper	1.0	22-Feb-22
1	D Turnbull	N/A	N/A	N/A	11	S Gray (M)	1.0	22-Feb-22
1	L Blacker	N/A	N/A	N/A	14	A Thompson	0.0	22-Feb-22
Pos	Junior	Laps	MPH	Date	Pos	Junior	Pts	Date
1	J Lawson	N/A	N/A	N/A	1	L Bowles	2.0	22-Feb-22
1	L Bowles	N/A	N/A	N/A	2	J Thompson	1.5	22-Feb-22



Nashville Best Off Chart 2 - F1

Qualifying					Fastest Laps					Race Laps				
Pos	Adult	Laps	MPH	Date	Pos	Adult	Time	MPH	Date	Pos	Adult	Laps	MPH	Date
1	A Turnbull	42.9	8.409	22-Feb-22	1	A Smith (M)	6.99	10.096	22-Feb-22	1	A Turnbull	24.4	9.566	22-Feb-22
2	N Sismey (M)	42.6	8.351	22-Feb-22	2	A Turnbull	7.07	9.981	22-Feb-22	2	P Rees (M)	22.6	8.860	22-Feb-22
3	A Smith (M)	42.5	8.331	22-Feb-22	3	L Pateman	7.29	9.680	22-Feb-22	3	N Sismey (M)	22.4	8.782	22-Feb-22
4	G Peach (M)	40.3	7.900	22-Feb-22	4	C Bowles	7.43	9.498	22-Feb-22	4	A Smith (M)	21.9	8.586	22-Feb-22
5	L Pateman	39.2	7.684	22-Feb-22	5	P Rees (M)	7.58	9.310	22-Feb-22	5	D Garbett (M)	21.3	8.351	22-Feb-22
6	R Litherland	39.0	7.645	22-Feb-22	6	S Gray (M)	7.68	9.189	22-Feb-22	6	C Bowles	21.1	8.272	22-Feb-22
7	P Rees (M)	38.3	7.508	22-Feb-22	7	G Peach (M)	7.70	9.165	22-Feb-22	7	G Peach (M)	20.6	8.076	22-Feb-22
8	S Gray (M)	37.0	7.253	22-Feb-22	7	D Edwards	7.70	9.165	22-Feb-22	8	D Edwards	20.4	7.998	22-Feb-22
9	C Bowles	35.7	6.998	22-Feb-22	9	D Garbett (M)	7.78	9.070	22-Feb-22	9	L Pateman	19.9	7.802	22-Feb-22
10	D Edwards	35.3	6.920	22-Feb-22	10	N Sismey (M)	7.81	9.036	22-Feb-22	10	R Litherland	19.7	7.723	22-Feb-22
11	D Garbett (M)	32.4	6.351	22-Feb-22	11	C Cooper	7.83	9.013	22-Feb-22	10	S Gray (M)	19.7	7.723	22-Feb-22
12	C Cooper	31.6	6.194	22-Feb-22	12	R Litherland	7.86	8.978	22-Feb-22	12	C Cooper	17.7	6.939	22-Feb-22
13	L Blacker	31.5	6.175	22-Feb-22	13	A Thompson	9.24	7.637	22-Feb-22	13	L Blacker	16.1	6.312	22-Feb-22
14	A Thompson	29.2	5.724	22-Feb-22	14	L Blacker	9.28	7.604	22-Feb-22	14	A Thompson	15.9	6.234	22-Feb-22
Pos	Junior	Laps	MPH	Date	Pos	Junior	Time	MPH	Date	Pos	Junior	Laps	MPH	Date
1	L Bowles	35.0	6.861	22-Feb-22	1	L Bowles	8.56	8.244	22-Feb-22	1	L Bowles	19.0	7.449	22-Feb-22
2	J Thompson	26.9	5.273	22-Feb-22	2	J Thompson	9.88	7.143	22-Feb-22	2	J Thompson	15.5	6.077	22-Feb-22



Nashville Best Off Chart 3 - GC

Qualifying					Fastest Laps					Race Laps				
Pos	Adult	Laps	MPH	Date	Pos	Adult	Time	MPH	Date	Pos	Adult	Laps	MPH	Date
1	L Pateman	58.5	11.467	22-Feb-22	1	L Pateman	5.11	13.810	22-Feb-22	1	L Pateman	31.2	12.232	22-Feb-22
2	A Smith (M)	57.0	11.173	22-Feb-22	2	A Smith (M)	5.16	13.676	22-Feb-22	2	A Smith (M)	30.6	11.997	22-Feb-22
3	R Litherland	52.3	10.252	22-Feb-22	3	D Garbett (M)	5.60	12.601	22-Feb-22	3	D Garbett (M)	27.9	10.938	22-Feb-22
4	N Sismey (M)	51.8	10.154	22-Feb-22	4	R Litherland	5.66	12.468	22-Feb-22	4	A Turnbull	27.5	10.781	22-Feb-22
5	D Garbett (M)	51.3	10.056	22-Feb-22	5	A Turnbull	5.88	12.001	22-Feb-22	5	P Rees (M)	26.9	10.546	22-Feb-22
6	G Peach (M)	49.8	9.762	22-Feb-22	5	C Bowles	5.88	12.001	22-Feb-22	6	N Sismey (M)	26.8	10.507	22-Feb-22
7	A Turnbull	49.6	9.723	22-Feb-22	7	N Sismey (M)	5.93	11.900	22-Feb-22	7	R Litherland	26.3	10.311	22-Feb-22
8	P Rees (M)	48.8	9.566	22-Feb-22	8	C Cooper	5.97	11.820	22-Feb-22	7	C Bowles	26.3	10.311	22-Feb-22
9	D Edwards	47.5	9.311	22-Feb-22	9	P Rees (M)	6.24	11.309	22-Feb-22	9	G Peach (M)	25.0	9.801	22-Feb-22
10	C Bowles	43.8	8.586	22-Feb-22	10	G Peach (M)	6.25	11.291	22-Feb-22	10	D Edwards	24.0	9.409	22-Feb-22
11	S Gray (M)	40.7	7.978	22-Feb-22	11	D Edwards	6.32	11.166	22-Feb-22	11	L Blacker	23.6	9.252	22-Feb-22
12	L Blacker	39.8	7.802	22-Feb-22	12	L Blacker	6.52	10.823	22-Feb-22	12	S Gray (M)	22.4	8.782	22-Feb-22
13	C Cooper	34.9	6.841	22-Feb-22	13	S Gray (M)	6.98	10.110	22-Feb-22	13	C Cooper	19.4	7.606	22-Feb-22
14	A Thompson	34.0	6.665	22-Feb-22	14	A Thompson	7.15	9.870	22-Feb-22	13	A Thompson	19.4	7.606	22-Feb-22
Pos	Junior	Laps	MPH	Date	Pos	Junior	Time	MPH	Date	Pos	Junior	Laps	MPH	Date
1	L Bowles	43.3	8.488	22-Feb-22	1	L Bowles	6.62	10.660	22-Feb-22	1	L Bowles	23.2	9.095	22-Feb-22
2	J Thompson	31.2	6.116	22-Feb-22	2	J Thompson	7.83	9.013	22-Feb-22	2	J Thompson	16.9	6.626	22-Feb-22



LEXAN BODY CATALOGUE

Legends

SWB = 38mm (1.5")
between axle centres

LWB = 41mm (1.6")
between axle centres



AC Cobra
Convertible
LWB



Acura NSX
GT3 2017
LWB
30mm Clip



Alfa Romeo 155
Touring Car
LWB
29mm Clip



Alfa Romeo
BTCC
LWB
30mm Clip



Alfa Romeo
TZ3 Corsa
SWB
29mm Clip



Aston Martin
Vantage GT3
LWB



Audi
R8LMS GT3
LWB



Audi S3
BTCC
LWB
27mm Clip



Austin
Mini Cooper
SWB
28mm Clip



Bentley
Continental GT3
LWB
30mm Clip









BMW
320i Turbo Grp5
SWB
27mm Clip













BMW 1 Series
BTCC
LWB
29mm Clip








































BMW
M1
SWB
30mm Clip
















			
BMW M3 GT2 LWB 27mm Clip	BMW Z4 GT3 LWB	BMW Z8 Convertible LWB 30mm Clip	Bugatti EB110 SWB 32mm Clip
			
Bugatti Veyron LWB 31mm Clip			
			
Chevrolet Nastruck LWB 30mm Clip	Chevron B19 SWB or LWB 29mm Clip	Corvette C5r GT SWB 30mm Clip	Corvette C7r GT 2017 LWB 31mm Clip
			
Corvette C8r GT3 LWB	Corvette Daytona Prototype SWB 30mm Clip	Corvette 1969 Stingray SWB 30mm Clip	
			
Datsun 240Z SWB 27mm Clip	Datsun Fairlady 2000 LWB 26mm Clip	Dodge Challenger LWB 31mm Clip	

			
Ferrari 250 gt Berlinetta Lusso SWB 30mm Clip	Ferrari 250 GTO LWB 29mm Clip	Ferrari 308 GTb LWB 28mm Clip	Ferrari 365 GTb Daytona SWB 28mm Clip
			
Ferrari 488 Gte LWB 29mm Clip	Ferrari 512 LM SWB or LWB 29mm Clip	Ferrari 575 GTc LWB 30mm Clip	Ferrari 612 Can-Am SWB 32mm Clip
			
Ferrari F40 SWB 32mm Clip	Ferrari Testarossa SWB 32mm Clip	Ford Capri SWB 30mm Clip	Ford Escort SWB 29mm Clip
			
Ford Custom Van LWB 30mm Clip	Ford Focus RS BTCC LWB 29mm Clip	Ford 2006 GT LWB 29mm Clip	Ford 2016 GT LWB Body Pins Only
			
Ford GT40 SWB 29mm Clip	Ford 2005 Mustang LWB 27mm Clip		

			
Honda Civic BTCC LWB 28mm Clip	Honda Integra LWB 28mm Clip	Honda S2000 SWB 26mm Clip	
			
Jaguar D Type LWB 30mm Clip	Jaguar XJ 220 LWB 32mm Clip	Jaguar XJR 5 (Grp 44) SWB 32mm Clip	Jaguar XJR 9 (Grp C) SWB or LWB 33mm Clip
			
Jaguar XKR GT3 LWB 30mm Clip			Koenigsegg CCX LWB 30mm Clip
			
Lamborghini Contach SWB 29mm Clip	Lamborghini Huracan GT3 LWB 32mm Clip	Lamborghini Miura Concept LWB 30mm Clip	Lamborghini Miura Jota SWB 28mm Clip
			
Lancia LC2 SWB 31mm Clip	Lotus Elise LWB 27mm Clip	Lotus Espirit LWB	Lotus Europa LWB 31mm Clip

			
Matchbox Hi-Tailer LWB 33mm Clip	Mazda 787b (Grp C) LWB 30mm Clip	Mazda RX7 SWB 27mm Clip	McLaren F1 GTr LWB
			
McLaren MP4 12C GT3 LWB 28mm Clip	Mercedes Gullwing 300SL SWB	Mercedes 300SLR LWB	Mercedes CLK GTB LWB 30mm Clip
			
Mercedes DTM Car LWB 30mm Clip	MG 6GT BTCC LWB 28mm Clip	Mini Mini Cooper LWB 27mm Clip	Morris Minor LWB 27mm Clip
			
Mustang 1967 GT 500 SWB 30mm Clip	Mustang Mach 1 SWB 30mm Clip		
			
Nascar SWB 32mm Clip	Nissan 300ZX SWB 31mm Clip	Nissan March 86G Gtp SWB or LWB 30mm Clip	Nissan R390 GT LWB 32mm Clip

			
Nissan 1989 R89C LWB 32mm Clip	Nissan 1977 Skyline GT-R LWB 27mm Clip	Nissan R32 Skyline SWB 30mm Clip	Nissan Grp C SWB 32mm Clip
			
Pagani Huayra LWB 29mm Clip	Pagini Zonda C12 LWB 30mm Clip	Panoz 1999 LMP-1 LWB 32mm Clip	Peugeot 905 Grp C SWB or LWB 31mm Clip
			
Pontiac 1977 Firebird LWB 30mm Clip	Porsche 908 SWB 29mm Clip	Porsche 910 LWB 32mm Clip	Porsche 911 GT3 SWB 27mm Clip
			
Porsche 911 Turbo RSR GT3 LWB 28mm Clip	Porsche 917 SWB or LWB 31mm Clip	Porsche 934 Turbo RSR SWB 26mm Clip	Porsche 935 Turbo SWB 28mm Clip
			
Porsche 956 Grp C SWB 31mm Clip	Porsche 959 SWB 29mm Clip	Porsche 962 Grp C LWB 32mm Clip	

			
Renault Clio Cup Car LWB 30mm Clip	Renault Clio V6 LWB 29mm Clip	Renault Megane Trophy LWB 30mm Clip	Renault RS01 GT LWB 28mm Clip
			
Saleen S7 LWB	Sauber Mercedes C11 Grp C SWB or LWB 32mm Clip	Shadow MK 11a LWB 31mm Clip	Shelby Cobra Daytona Coupe SWB 31mm Clip
			
Subaru Levorg BTCC LWB 28mm Clip			
			
Toyota 88C-V Grp C SWB or LWB 32mm Clip	Toyota GT-One LWB	Triumph TR7 LWB 28mm Clip	TVR Sagaris LWB
			
Wiesmann GT MF5 SWB or LWB			Zakspeed Grp 5 Capri SWB or LWB 30mm Clip

Where is DHORC?

Derby HO Racing Club

dhorc

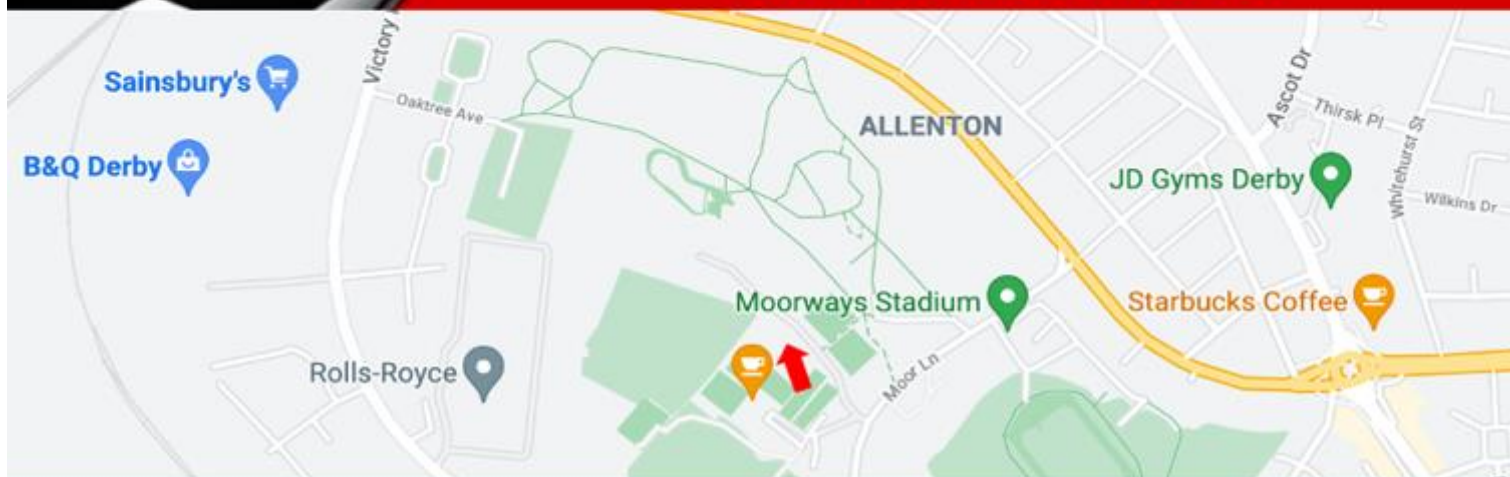
Home of HO Le Mans

Sponsored by
HARDEN CREEK
SLOTCARS

Derby H:O Racing Club
A Record Breaking Club



www.dhorc.co.uk



DHORC's Club Room



Derby Leisure Ltd Table Tennis Room

Derby Leisure Ltd,
Moor Lane, Allenton
Derby, DE24 9HY

Derby HO Racing Club
dhorc
Home of HO Le Mans
Carrera DIGITAL

Nick Sismey
sismey80@hotmail.co.uk
07984 339192