

Visit dhorc.co.uk or Find us on **facebook**

Derby HO Racing Club

dhere

Home of HO Le Mans

Sponsored by
HARDEN CREEK
SLOT CARS

Club Night

650

Round 20

Zandvoort – GC

27Sep22



ADULTS

- 01** A SMITH
- 02** N SISMEY
- 03** P REES

JUNIORS

- 01** J LAWSON
- 02** L BOWLES
- 03** H SMITH

This Week: Juniors winning Adult Finals – ALTEN Corporate – 2023 Dates



About:



History and Key Facts

HO Club founded on 7 July 1992

- DHORC: Derby HO Racing Club ("HO" Is The Scale = 1/64th)
- Section of Derby Leisure Limited, open to all!
- Home of world famous international Le Mans 24 Hour race.
- Smaller scale version of Scalextric, once set up works all night!
- Four-lane circuits
- Computerised timing
- Statistics for every meeting and every member since July 1992
- Over 20 race meetings each year
- 50+ circuit designs, up to 567 feet in length
- Eight-lane routed Rockingham oval
- Two car categories – Tyco open wheel (F1)
 - Tomy SGP, BSRT, VSR enclosed wheel (GC)



ADULTS	JUNIORS
01 S GOODLIP	01 L BOWLES
02 P REES	02 J THOMPSON
03 C BOWLES	03 J LAWSON

Carrera Digital Club 1st race 18 January 2022

- 1/32nd Carrera Digital GT Cars
- 12 Evenings a year, minimum 2x15-minute races per driver per evening.
- 4 circuits, 3 evenings per circuit
- Full computerised timing and stats through SmartRace App



The Club Nights and Magazine Coverage

HO

- Racing starts between 18:45 and 19:00 hours – Finished by 21:30 hours
- Minimum of four 3-minute qualifying races & one Final (F1 or GC) for each member
- Championship points for all members
- Race report, news, photos and stats included in HO Magazine

Carrera Digital

- Racing starts between 18:00 and 18:15 hours – Finished by 21:30 hours
- Race report, news, photos and stats included in Carrera Magazine
- Championship points for all members
- Rules & regulations booklet covering all the DHORC rules produced each year
- Great family atmosphere, a help-all culture

Membership Fees, Car Costs and Prizes

- Adult £30 and junior (under 16) £15 for HO & Carrera, £40/£20 combined
- Only £50 Total expenditure for two cars HO Cars, £65 one Carrera
- All cars and spares can be bought at club
- Adult, Masters (over 56), Junior (16 & under) championships



Round 7	Round 8	Round 9
01 D Garbett	01 N Sismey	01 D Garbett
02 N Sismey	02 D Garbett	02 N Sismey
03 A Smith	03 S White	03 S White

Championship prizes adult / junior per meeting (Not paid out in 2022)

1 st	£5	£3
2 nd	£3	£2
3 rd	£1	£1



Editorial 650



Angus is the Master again! Congratulations to **Angus Smith** for retaining his Masters' Championship after his two wins on Tuesday night! His sixth Adult win of the year also puts him ahead in that Championship for the first time this year!

Congratulations also to **Jacob Lawson** for taking his fifth Junior win of the year.

Dates for the 2023 season have also been agreed with Derby Leisure and Events Venue (See Page 13), we just need to agree the tracks for both HO and Carrera at the AGM.

Nick Sismey



Front Cover: Macaully Dutson and Liam Smith marshalling

Derby HO Racing Club		Committee...2022		Derby HO Racing Club	
Chairman / Treasurer	Nick Sismey	M 07984 339 192		sismey80@hotmail.co.uk	
Vice Chairman	Phil Rees	M 07912 378 652		dhorcman.p.r@ntlworld.com	
Secretary	Laura Edwards	M 07501 217 254		laurabubbles07@hotmail.co.uk	
Spares	Geoff Peach	M 07443 585 902		geoff@geoffpeach.com	
Race Control/Scrutineer	John Lamb	M 07758 917 497		john.lamb22@ntlworld.com	
Race Control	Liam Smith	M 07477 698 158		liam-smith-93@hotmail.co.uk	
Race Control	Darryn Mutch	M 07954 741 677		darynmutch@live.co.uk	
Scrutineer	Angus Smith	M 07591 813 431		angus@angussmith500.plus.com	
Scrutineer	Dean Garbett	M 07964 854 084		garbettd@sky.com	

ROLLS-ROYCE SLOT CAR MAGAZINE IS PUBLISHED AND COPYRIGHT 2022 BY DHORC, AND NO PORTION MAY BE REPRODUCED OR TRANSMITTED WITHOUT WRITTEN PERMISSION, AND MAY CONTAIN ARTICLES AND GRAPHICS REPRINTED WITH THE PERMISSION OF THE ORIGINAL COPYRIGHT HOLDER, WHO RETAINS ALL RIGHTS,

Contents.....650

Page	Details
003	Editorial
004	Contents
005	News & Views Including..... <ul style="list-style-type: none">1. Acknowledgements2. ALTEN Corporate evening - 28Sep223. August '22 - what a month!4. Proposed 2023 Dates and Circuits
006	2022 Calendar
008	2022 Winners & Continuous Club Night Attendance Records
010	DHRC Official Clothing
012	Slot Cars & Spares
014	Razorlite Lexans HO
015	Race Report – Zandvoort GC – 27th September 2022 - Round 20 of 28 Including..... Page 24 - Race Results Page 30 - Best Results Page 37 - Championship Tables
042	Members' Statistics
055	Next Race - Mallory Park – 18th October 2022 - Rounds 21 & 22 of 28
060	Razorlite Lexans HO Catalogue

www.slotcarsdirect.com

Slot Cars Direct are proud to be the HO parts supplier to Derby HO Racing Club, keeping them in Tip Top Form for a great nights racing.



We stock parts for and from manufacturers like:
Viper VSR, WIZZARDHO, Tomy AFX, Aurora AFX, Tyco, Mattel, Matchbox, Ideal TCR, Micro Scalextric, Marchon, Silicone Tyres, Lexan Bodies, BSRT, HC Venom Products, Special Lexan Mounting Clips.

News & Views.....650

1. Acknowledgements for DHORC 650


Phil Rees	Parc Ferme & Everything Else
Angus Smith	Setting Up
Macaully Dutson	Setting Up
Darryn Mutch	Setting Up & Race Control
Stuart Gray	Setting Up & Packing Away
John Lamb	Setting Up & Packing Away
Dan Turnbull	Race Control & Packing Away

2. ALTEN Corporate evening – 28Sep22

Having left the Zandvoort track up after our Club Night on Tuesday we ran the track again for a Corporate evening for ALTEN (who outsource Engineering and R&D and IT Services) on Wednesday 28Sep22.


Thanks to DHORC Member **Dan Turnbull**, who works for ALTEN, for organising and helping with the evening alongside **Stuart Gray**, **Darryn Mutch**, **Phil Rees** and **Nick Sismey**. It was a great evening, fun had by all, with as much marshalling as racing.





















Derby HO Racing Club
Home of HO Le Mans

Calendar 2022




Derby HO Racing Club
Home of HO Le Mans


Day	Date	Location	Round	Round	Track / Event	
Tuesday	11-Jan	Table Tennis Room	1 (F1)	2 (GC)	Long Beach (NEW)	
Tuesday	01-Feb	Table Tennis Room	3 (F1)	4 (GC)	Donington Park (NEW)	
Tuesday	22-Feb	Table Tennis Room	5 (F1)	6 (GC)	Nashville (NEW)	
Tuesday	15-Mar	Table Tennis Room	7 (F1)	8 (GC)	Zandvoort (NEW)	
Tuesday	05-Apr	Table Tennis Room	9 (F1)		Mallory Park	
Sat/Sun	23/24Apr	Donington Park	Corporate 1		British Touring Car Championship	
Tuesday	26-Apr	Table Tennis Room	10 (F1)	11 (GC)	Dijon	
Thursday	05-May	Donington Park	Corporate 2		Olleco	
Tuesday	17-May	Table Tennis Room	12 (GC)		Knockhill	
Sunday	29-May	Donington Park	Corporate 3		British GT Championship	
Tuesday	07-Jun	Table Tennis Room	13 (F1)	14 (GC)	Oulton Park (NEW)	
Tuesday	28-Jun	Table Tennis Room	15 (F1)	16 (GC)	Long Beach	
Tuesday	02-Aug	Table Tennis Room	Corporate 4		Rolls-Royce Trent 7000 Engineering	
Tuesday	09-Aug	Table Tennis Room	17 (F1)	18 (GC)	Donington Park	
Sat/Sun	20/21Aug	Donington Park	Corporate 5		Convoy In The Park	
Monday	29-Aug	Donington Park	Corporate 6		Tunerfest	
Tuesday	13-Sep	Table Tennis Room	--	--	Nashville - Cancelled	
Tuesday	27-Sep	Table Tennis Room	19 (F1)	20 (GC)	Zandvoort	
Wednesday	28-Sep	Table Tennis Room	Corporate 7		ALTEN	
Sat/Sun	15/16 Oct	Donington Park	Corporate 8		British GT Championship	
Tuesday	18-Oct	Table Tennis Room	21 (F1)	22 (GC)	Mallory Park	
Tuesday	08-Nov	Table Tennis Room	23 (F1)	24 (GC)	Dijon	
Tuesday	15-Nov	Table Tennis Room			AGM - HO & Carrera Digital	
Tuesday	29-Nov	Table Tennis Room	25 (F1)	26 (GC)	Knockhill	
Tuesday	13-Dec	Table Tennis Room	27 (F1)	28 (GC)	Oulton Park	




Derby HO Racing Club
Home of HO Le Mans















Carrera
DIGITAL



Derby HO Racing Club
Home of HO Le Mans



Carrera
DIGITAL

Day	Date	Location	Rounds*	Track	
Tuesday	18-Jan	Table Tennis Room	1 2 3	Sebring	
Tuesday	15-Feb	Table Tennis Room	4 5 6	Sebring	
Tuesday	22-Mar	Table Tennis Room	7 8 9	Sebring	
Tuesday	29-Mar	Table Tennis Room	Test Night	Sakhir	
Tuesday	12-Apr	Table Tennis Room	10 11 12	Sakhir	
Tuesday	31-May	Table Tennis Room	13 14 15	Sakhir	
Tuesday	21-Jun	Table Tennis Room	16 17 18	Sakhir	
Tuesday	26-Jul	Table Tennis Room	Test Night	Daytona Infield	
Tuesday	16-Aug	Table Tennis Room	19 20 21	Daytona Infield	
Tuesday	23-Aug	Table Tennis Room	22 23 24	Daytona Infield	
Tuesday	20-Sep	Table Tennis Room	-- -- --	Daytona Infield - Cancelled	
Tuesday	11-Oct	Table Tennis Room	Test Night	Fuji	
Tuesday	25-Oct	Table Tennis Room	25 26 27	Fuji	
Tuesday	15-Nov	Table Tennis Room		AGM - HO & Carrera Digital	
Tuesday	22-Nov	Table Tennis Room	28 29 30	Fuji	
Tuesday	06-Dec	Table Tennis Room	31 32 33	Fuji	

Key:
 24 or less HO racers then double finals, 25 and above then single finals
 * Could be more than three Digital Rounds on a night, depending on attendance.

Note: 65% of HO Rounds count towards DHORC Championship which equals 18
 Note: 65% of Digital Rounds count towards Carrera Championship which equals 21

QUALIFYING		FINAL POSITIONS		FASTEST LAPS			BEST RACE LAPS (3 MINS)				
POS	ADULT	LAPS	POS	ADULT	POS	ADULT	TIME	MPH	POS	ADULT	LAPS
1	Paul Cunningham	56.4	1	Luke O'Neill	1	Luke O'Neill	9.20	7.300	1	Luke O'Neill	15.1
2	Chris Carter	54.2	2	Mohammed Basheer	2	Paul Cunningham	9.49	7.077	2	Paul Cunningham	14.9
3	Luke O'Neill	49.5	3	Chris Carter	3	Mohammed Basheer	9.58	7.010	3	Mohammed Basheer	14.7
4	Mohammed Basheer	48.5	4	Paul Cunningham	4	Chris Carter	9.79	6.860	4	Chris Carter	14.3
5	Lenny Ali	48.4	5	Erica Young	5	Erica Young	9.89	6.791	5	Erica Young	13.5
6	Erica Young	45.9	6	Lenny Ali	6	Hitesh Mistry	10.51	6.390	6	Lenny Ali	13.2
7	Jay Babu	43.6	7	Hitesh Mistry	7	Lenny Ali	10.58	6.348	7	Hitesh Mistry	13.1
8	Payal Chauhan	42.0	8	Payal Chauhan	8	Jay Babu	10.79	6.224	8	Xenia Hoult	12.4
9	Hitesh Mistry	40.8	9	Xenia Hoult	9	Cynthia Okoro	10.93	6.144	9	Niaz Bahadar	12.3
10	Niaz Bahadar	37.8	10	Niaz Bahadar	10	Payal Chauhan	11.53	5.825	10	Payal Chauhan	12.2
11	Xenia Hoult	37.1	11	Cynthia Okoro	11	Xenia Hoult	11.90	5.644	11	Jay Babu	12.0
11	Cynthia Okoro	37.1	12	Abhishek Ramachandran	12	Niaz Bahadar	12.21	5.500	12	Abhishek Ramachandran	11.4
13	Abhishek Ramachandran	36.2	13	Jay Babu	13	Abhishek Ramachandran	12.42	5.407	12	Cynthia Okoro	11.4



QUALIFYING AND FINAL RACE RESULTS		ROUND 1 YELLOW		ROUND 2 GREEN		ROUND 3 RED		ROUND 4 BLUE		QUAL	FIN	FINAL 1		FINAL 2		BEST		TOTAL	
CL	NAME	LAPS	TIME	LAPS	TIME	LAPS	TIME	LAPS	TIME	LAPS	POS	LAPS	TIME	LAPS	TIME	LAP	TIME	LAPS	
A	Paul Cunningham	13.1	10.14	14.6	9.93	13.8	9.52	14.9	9.49	56.4	A4	11.1	10.20			14.9	9.49	67.5	
A	Chris Carter	13.6	10.95	14.3	10.37	13.6	10.20	12.7	11.52	54.2	A3	13.6	9.79			14.3	9.79	67.8	
A	Luke O'Neill	13.2	9.95	10.2	11.56	12.6	11.00	13.5	10.23	49.5	A1	15.1	9.20			15.1	9.20	64.6	
A	Mohammed Basheer	12.7	10.65	13.3	10.65	8.7	12.14	13.8	11.92	48.5	A2	14.4	9.58	14.7	10.57	14.7	9.58	77.6	
A	Lenny Ali	12.6	11.30	11.3	12.14	11.3	12.58	13.2	10.58	48.4	B3	13.2	10.77			13.2	10.58	61.6	
A	Erica Young	9.7	13.73	13.2	10.46	11.5	13.61	11.5	10.99	45.9	B2	13.5	9.89			13.5	9.89	59.4	
A	Jay Babu	9.5	15.04	11.6	11.43	10.5	10.79	12.0	12.00	43.6	E1					12.0	10.79	43.6	
A	Payal Chauhan	10.7	12.95	10.6	11.59	11.2	11.53	9.5	14.53	42.0	C2	12.2	11.64			12.2	11.53	54.2	
A	Hitesh Mistry	7.7	14.12	11.7	10.86	9.8	10.51	11.6	10.56	40.8	B4	12.5	10.98	13.1	10.97	13.1	10.51	66.4	
A	Niaz Bahadar	7.4	13.23	10.2	13.74	12.3	12.21	7.9	13.05	37.8	C4	10.0	17.47			12.3	12.21	47.8	
A	Xenia Hoult	8.5	14.71	10.5	13.60	9.2	21.54	8.9	13.10	37.1	C3	12.4	11.90	11.7	12.47	12.4	11.90	61.2	
A	Cynthia Okoro	8.2	15.45	8.8	13.32	10.2	12.19	9.9	10.93	37.1	D2	11.4	12.19			11.4	10.93	48.5	
A	Abhishek Ramachandran	11.4	13.55	8.2	12.75	7.2	15.21	9.4	14.57	36.2	D3	11.2	12.42			11.4	12.42	47.4	
																		TOTAL LAPS	767.6

Winners 2022

F1 Qualifies on **Yellow & Red**, GC on **Green & Blue** Lanes up to Round 14

Day	Date	Rnd	Track	Final	Adults	Masters	Juniors	Wooden
Tue	11-Jan	1	Long Beach	F1	P Rees	P Rees	J Lawson	J Lamb
Tue	11-Jan	2	Long Beach	GC	L Pateman	N Sismey	J Lawson	L Blacker
Tue	01-Feb	3	Donington Park	F1	A Smith	A Smith	J Lawson	J Lamb (2)
Tue	01-Feb	4	Donington Park	GC	L Pateman	A Smith	L Bowles	R Masters
Tue	22-Feb	5	Nashville	F1	A Turnbull	N Sismey	L Bowles	A Thompson
Tue	22-Feb	6	Nashville	GC	A Smith	A Smith	L Bowles	A Thompson
Tue	15-Mar	7	Zandvoort	F1	S Goodlip	P Rees	L Bowles	A Thompson
Tue	15-Mar	8	Zandvoort	GC	A Smith	A Smith	L Bowles	A Thompson
Tue	05-Apr	9	Mallory Park	F1	S Goodlip	A Smith	L Bowles	S Kerr
Tue	26-Apr	10	Dijon Prenois	F1	S Goodlip	P Rees (3)	J Thompson	A Thompson
Tue	26-Apr	11	Dijon Prenois	GC	L Pateman	A Smith	H Smith	S Kerr (2)
Tue	17-May	12	Knockhill	GC	A Smith	A Smith	L Bowles	A Thompson
Tue	07-Jun	13	Oulton Park	F1	S Goodlip (4)	N Sismey	J Lawson	A Thompson
Tue	07-Jun	14	Oulton Park	GC	L Pateman	A Smith	H Smith (2)	A Thompson
Tue	28-Jun	15	Long Beach	F1	N Sismey	N Sismey (4)	L Bowles	A Thompson
Tue	28-Jun	16	Long Beach	GC	L Pateman	A Smith	L Bowles	A Thompson (10)
Tue	09-Aug	17	Donington Park	F1	A Smith	A Smith	J Woodhouse	A Woodhouse
Tue	09-Aug	18	Donington Park	GC	L Pateman (6)	A Smith	L Bowles (10)	A Woodhouse (2)
Tue	27-Sep	19	Zandvoort	F1	A Turnbull (2)	A Smith	E Doyle	L Blacker
Tue	27-Sep	20	Zandvoort	GC	A Smith (6)	A Smith (13)	J Lawson (5)	L Blacker (3)
Tue	18-Oct	21	Mallory Park	F1				
Tue	18-Oct	22	Mallory Park	GC				
Tue	08-Nov	23	Dijon Prenois	F1				
Tue	08-Nov	24	Dijon Prenois	GC				
Tue	29-Nov	25	Knockhill	F1				
Tue	29-Nov	26	Knockhill	GC				
Tue	13-Dec	27	Oulton Park	F1				
Tue	13-Dec	28	Oulton Park	GC				

Race Winners



Adults



Angus Smith
Adults

Masters



Angus Smith
Masters

Juniors



Jacob Lawson
Juniors

Wooden



Lewis Blacker
Wooden

Continuous Club Night Attendance Records

Members below have built up ten or more continuous Club Night attendances, including DHORC 650:-


Nick Sismey	199 Club Nights	Phil Rees	37	Adam Turnbull	28
Lewis Blacker	22	Stuart Gray	20	Angus Smith	18
Macaully Dutson	14	Dan Turnbull	14		

Record Continuous Club Night Attendance	Nick Sismey	199
Record Continuous Evening Attendance	Nick Sismey	183
Record Continuous Club Night Attendance from 1st Race	Martin Allsopp	131



Derby HO Racing Club
dherc
Home of HO Le Mans

ALTEN Scalextric
Zandvoort - Netherlands
28 September 2022



TOMY	TYCO	dherc	TOMY	TYCO	dherc
TYCO	ISRI	dherc	TOMY	TYCO	ISRI
ISRI	T	TYCO	dherc	ISRI	TYCO
dherc	T	T	dherc	ISRI	dherc
TOMY	T	T	dherc	ISRI	dherc
TYCO	ISRI	T	T	dherc	TOMY
ISRI	dherc	T	T	ISRI	TYCO
ISRI	TYCO	TOMY	T	TOMY	ISRI
dherc	TOMY	T	T	T	ISRI

2nd
Mohammed Basheer

1st
Luke O'Neill

3rd
Chris Carter

Derby HO Racing Club

dherc

Home of HO Le Mans *Sponsored by* **HARDEN CREEK**
SLOT CARS

Official Clothing



Please contact Nick Sismey



3. August '22 - what a month!

As you can see below August was extremely busy for DHORC but also very lucrative. We have now replenished the money we spent on Carrera Digital in 2021. Thanks to all for your support!



Derby HO Racing Club
Home of HO Le Mans

August 2022



Derby HO Racing Club
Home of HO Le Mans
DIGITAL

Day	Date	Location	Rounds/Event	Track / Event
Tuesday	02-Aug	Table Tennis Room	Corporate 4	Rolls-Royce Trent 7000 Engineering
Friday	05-Aug	Table Tennis Room	DHORCingham	Oval build & test
Tuesday	09-Aug	Table Tennis Room	17 (F1) 18 (GC)	Donington Park - HO 
Tuesday	16-Aug	Table Tennis Room	19 20 21	Daytona Infield - Carrera Digital 





Friday	19-Aug	Donington Park	Transporting and building track for Convoy In The Park	
Saturday	20-Aug	Donington Park	Corporate 5	Convoy In The Park
Sunday	21-Aug	Donington Park	Convoy In The Park	
Monday	22-Aug	Donington Park	Transporting equipment back from Donington Park	





Tuesday	23-Aug	Table Tennis Room	22 23 24	Daytona Infield - Carrera Digital 
Thursday	25-Aug	Donington Park	Transporting equipment to Donington Park	
Monday	29-Aug	Donington Park	Corporate 6	Tunerfest
Tuesday	30-Aug	Donington Park	Transporting equipment back from Donington Park	



Slot Cars & Spares



Open Wheel (F1)



Chassis	£10.00	Bulkhead	£5.00
Car (+ £7.5 if Painted)	£15.00	Armature	£4.00
Resin Shell (+ £7.5 if Painted)	£6.00	Crown Gear	£2.00
Pickup Shoes (Pair)	£1.00	Rear Tyres (Pair)	£2.00
Pickup Springs	£0.25	Rear Axle	£3.00
Pinion Gear	£1.00	Guide Pins	£1.00
Front Tyres (Pair)	£1.50	Traction Magnets (Pair)	£2.00
Front Axle	£2.00	Brush Tubes (Pair)	£2.00
Brush Springs (Pair)	£1.00		
Brushes (Pair)	£1.00		
Motor Magnets (Pair)	£2.45		



Enclosed Wheel (GC)

#902 G3 or VSR Chassis	£30.00	(1st one £20)	
Wet Weather V-Jet	£31.50		
Painted Lexan Body	£7.50+		
#250B G3 Pickup Shoes (Pair)	£1.00	#925 G3 Endbell	£6.00
Pickup Springs	£0.25	Armature	£4.00
#417 7T Delrin Pinion Gear	£1.00	24T Delrin Crown Gear	£2.00
SGP Black Pinion	£0.30	Spacer washer	£0.25
#950 G3 Front Tyres (Pair)	£1.50	22T VSR Crown Gear	£2.00
Front Axle, Wheels and Tyres	£4.00	Rear Tyres (Pair)	£2.00
Rear Axle and Washer	£5.50	#941 Guide Pins	£1.00
Rear Double Flanged Hubs (Pair)	£3.50	Front Wheels (Pair)	£2.00
		VSR Pro Blank Chassis	£8.50
		Front Axle, Hubs & 'O' Rings	£3.00



Updated 30Sep18

4. Proposed 2023 Dates and Circuits

Below are the proposed dates and circuits for 2023, which we can review at the AGM on 15Nov22.

Derby HO Racing Club		Calendar 2023				Derby HO Racing Club	
Day	Date	Location	Round	Round	Track		
Tuesday	10-Jan	Table Tennis Room	1 (F1)	2 (GC)	Miami (NEW)		
Tuesday	31-Jan	Table Tennis Room	3 (F1)	4 (GC)	Interlagos		
Tuesday	21-Feb	Table Tennis Room	5 (F1)	6 (GC)	Cadwell Park		
Tuesday	14-Mar	Table Tennis Room	7 (F1)	8 (GC)	Monaco		
Tuesday	04-Apr	Table Tennis Room	9 (F1)	10 (GC)	Long Beach		
Tuesday	25-Apr	Table Tennis Room	11 (F1)	12 (GC)	Zandvoort		
Tuesday	16-May	Table Tennis Room	13 (F1)	14 (GC)	Nashville		
Tuesday	06-Jun	Table Tennis Room	15 (F1)	16 (GC)	Donington Park		
Tuesday	27-Jun	Table Tennis Room	17 (F1)	18 (GC)	Miami		
Tuesday	18-Jul	Table Tennis Room	19 (F1)	20 (GC)	Interlagos		
Tuesday	08-Aug	Table Tennis Room	21 (F1)	22 (GC)	Cadwell Park		
Tuesday	12-Sep	Table Tennis Room	23 (F1)	24 (GC)	Monaco		
Tuesday	03-Oct	Table Tennis Room	25 (F1)	26 (GC)	Long Beach		
Tuesday	24-Oct	Table Tennis Room	27 (F1)	28 (GC)	Zandvoort		
Tuesday	14-Nov	Table Tennis Room	29 (F1)	30 (GC)	Nashville		
Tuesday	28-Nov	Table Tennis Room	31 (F1)	32 (GC)	Donington Park		

Derby HO Racing Club		Carrera DIGITAL		Derby HO Racing Club		Carrera DIGITAL	
Day	Date	Location	Rounds*			Track	
Tuesday	17-Jan	Table Tennis Room	1	2	3	Imola (New)	
Tuesday	07-Feb	Table Tennis Room	4	5	6	Imola	
Tuesday	07-Mar	Table Tennis Room	7	8	9	Paul Ricard (New)	
Tuesday	18-Apr	Table Tennis Room	10	11	12	Paul Ricard	
Tuesday	09-May	Table Tennis Room	13	14	15	Road Atlanta (New)	
Tuesday	13-Jun	Table Tennis Room	16	17	18	Road Atlanta	
Tuesday	04-Jul	Table Tennis Room	19	20	21	Brands Hatch (New)	
Tuesday	01-Aug	Table Tennis Room	22	23	24	Brands Hatch	
Tuesday	19-Sep	Table Tennis Room	25	26	27	Sebring	
Tuesday	10-Oct	Table Tennis Room	28	29	30	Sakhir	
Tuesday	07-Nov	Table Tennis Room	31	32	33	Daytona Sports Car Course	
Tuesday	12-Dec	Table Tennis Room	34	35	36	Fuji	

Key:
 24 or less HO racers then double finals, 25 and above then single finals
 * Could be more than three Digital Rounds on a night, depending on attendance.

Note: 65% of HO Rounds count towards DHORC Championship which equals 21
Note: 65% of Digital Rounds count towards Carrera Championship which equals 23



Visit our
Facebook Page
or the back of
this magazine



Clear plastic bodies to suit a variety of HO
chassis. Many not found elsewhere



Race Report



Round 20
Zandvoort – GC
27th September 2022

Rounds 7&8 **Zandvoort (Netherlands)** **Rounds 19&20**

Previous Results

	Adults			1st	2nd	3rd
DHRC 172	16-Oct	2001	127' 7"	M Chadwick	S Goodlip	J Tague
DHRC 195	29-Oct	2002	127' 7"	S Goodlip	L Pateman	N Sismey
DHRC 217	28-Oct	2003	127' 7"	M Chadwick	S Goodlip	L Pateman
DHRC 239	26-Oct	2004	127' 7"	L Pateman	M Chadwick	N Sismey
DHRC 302	25-Sep	2007	127' 7"	W Lander	P Rees	N Sismey
DHRC 341	14-Jul	2009	127' 7"	J Sismey	L Pateman	T Chadwick
DHRC 392	12-Jul	2011	127' 7"	L Pateman	J Sismey	P Rees
DHRC 518	19-Apr	2016	130' 2"	S Goodlip	J Sismey	L Pateman
DHRC 568	27-Mar	2018	130' 2"	J Lymer	N Sismey	S Goodlip
DHRC 637 F1	15-Mar	2022	98' 6"	S Goodlip	P Rees	C Bowles
DHRC 638 GC	15-Mar	2022	98' 6"	A Smith	L Pateman	A Turnbull
DHRC 649 F1	27-Sep	2022	98' 6"	A Turnbull	A Smith	P Rees
DHRC 650 GC	27-Sep	2022	98' 6"	A Smith	N Sismey	P Rees

	Juniors			1st	2nd	3rd
DHRC 172	16-Oct	2001	127' 7"	J Henry	J Sismey	T Chadwick
DHRC 195	29-Oct	2002	127' 7"	J Sismey	T Chadwick	T Green
DHRC 217	28-Oct	2003	127' 7"	J Sismey	T Chadwick	T Measham
DHRC 239	26-Oct	2004	127' 7"	T Chadwick	J Sismey	T Measham
DHRC 302	25-Sep	2007	127' 7"	A Hughes	R Hughes	C Bullock
DHRC 341	14-Jul	2009	127' 7"	L Smith	A Oxspring	L Capewell
DHRC 392	12-Jul	2011	127' 7"	J Mellor	J Pateman	K Levers
DHRC 518	19-Apr	2016	130' 2"	F Holmes	A Turnbull	D Jackson
DHRC 568	27-Mar	2018	130' 2"	F Holmes	A Turnbull	Z Roythorne
DHRC 637 F1	15-Mar	2022	98' 6"	L Bowles	J Thompson	J Lawson
DHRC 638 GC	15-Mar	2022	98' 6"	L Bowles	J Lawson	J Thompson
DHRC 649 F1	27-Sep	2022	98' 6"	E Doyle	H Smith	L Bowles
DHRC 650 GC	27-Sep	2022	98' 6"	J Lawson	L Bowles	H Smith

Circuit Records

Lap Length 98' 6"

Qualifying

F1	A Smith	27Sep22
	51.3 Laps	
GC	A Smith	15Mar22
	65.8 Laps	

Fastest Laps

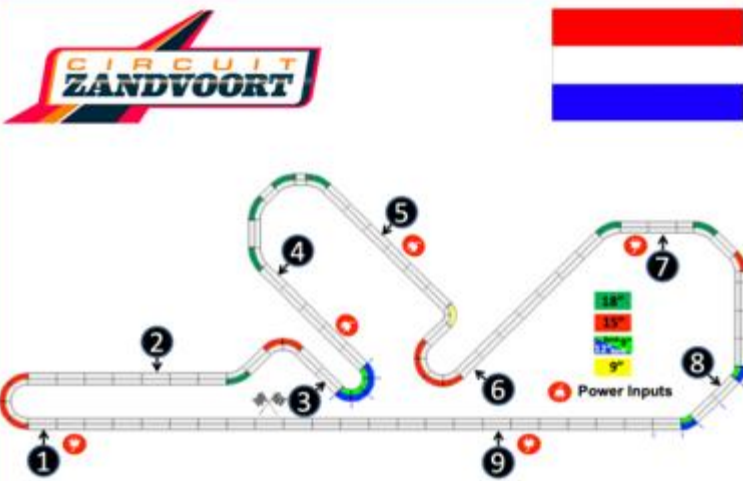
F1	S Goodlip	15Mar22
	6.22 secs (10.797 mph)	
GC	A Smith	15Mar22
	4.60 secs (14.600 mph)	

Race Laps

F1	P Rees	27Sep22
	A Smith	27Sep22
	26.7 Laps	
GC	A Smith	27Sep22
	35.2 Laps	

Final Points

7.0 Points	J Lamb	15Mar22
-------------------	--------	---------



DHRC 649 & 650



Jacob Lawson (Juniors), Chris Bowles, Russell Lawson and Angus Smith were the second group to qualify (below)



GC Finals ADULT REPORT GC Finals

Angus takes Championship lead with 6th win

'A' Final – **Angus Smith** became the first Adult Member to take their sixth win of 2022, which catapulted him ahead of the absent Lee Pateman into the lead of the Championship. Both have now completed 18 Club Nights, so the next eight rounds are going to be exciting to watch.

Angus took his 44th Pole at Zandvoort. He also increased his GC race laps record at Zandvoort, in the 'A', from 33.8 to 35.2 laps. Surprisingly (Ed), **Nick Sismey** was second to Angus in Qualifying and the 'A' Final, while **Phil Rees** repeated his third place in F1 with the same position here from third on the grid. Everyone was running in their own race such were the gaps, 3.4 laps separating first and second, 3.1 laps second and third. Angus also set his 50th fastest lap, matching Nick, both in third in the all-time record charts.

Liam Smith matched his F1 final win by winning the 'B' in GC. However his GC car just wouldn't perform on yellow lane, so he bowed out after 11.4 laps.

Lewis Blacker may well have made his first 'A' Final. Having qualified a personal best fourth, five places better than his previous best of ninth at DHORC 602 on 23Jul19, he unfortunately had to leave before the finals with Sophie feeling unwell. This gave him his third Wooden Spoon of the year.

dharc Round 20 - ADULTS 
Zandvoort GC - The Netherlands
 27 September 2022

		
2nd Nick Sismey	1st Angus Smith	3rd Phil Rees



Phil Rees at Parc Ferme

Macaully Dutson and Liam Smith, two of the many marshals



'B' Final – Dan Turnbull was just 2.8 laps away from his first 4-lane track 'A' final as Liam took the 'B' final win, 30.6 laps to Dan's 27.8. **Chris Bowles** finished on the same lap as Dan, just 0.7 laps back while **Jacob Lawson** took the highest place finish of our two Junior/Adult racers on the night with seventh here after winning his first Adult final, the 'C'. Congrats Jacob.

'C' Final – F1 winner **Adam Turnbull** thought he was well on his way to the 'B' Final before a late off and marshal misdemeanour saw Jacob sail past him to take the win by a lap. These two were well clear of **Russell Lawson** who lost a lap to Adam each minute, however how proud was he of son Jacob taking the final win!

Harry Smith repeated his F1 finals' win, taking the 'D' again to round out the top ten 1.1 laps behind Russell.

'D' Final – **Stuart Gray** maintained his 11th placed grid position through to the end of the 'D' Final. While he wasn't able to do anything about Harry he was two laps ahead of 'D' winner's dad **Steve Smith** who in turn was a lap ahead of **Macaully Dutson**.

MASTERS REPORT

Baker's dozen of wins and Angus retains Championship!

Angus retained his 2021 Masters Championship with his 13th win of the year! Phil was his nearest rival in GC ahead of Nick and Stuart. Congratulations Angus



Masters
HISTORIC RACING



Jacob (sponsored by dad Russell) kindly distributed chocolates throughout the room before taking the Junior Group C win

JUNIOR REPORT

Jacob takes victory with two new track records

'A' Final – **Jacob Lawson** bounced back from fourth in F1 to take victory in the Junior GC 'A' final. He was certainly on form as he broke Pole sitter **Lewis Bowles'** fastest and most laps records for Zandvoort set back in March, in the 'A'. He reduced the fastest lap from 6.54 seconds to 5.63 and increased the race laps from 25.1 to 26.2 laps.

While Lewis broke his own Qualifying record, adding 1.7 laps to his March total he also beat both of his other records but not as much as Jacob did. The latter took victory by 0.6 laps and was 0.06 faster on his best lap time as he took his fifth win of the year.

Harry Smith was again on the podium with third while F1 winner **Ella Doyle** swapped places with Jacob from the F1 race, taking fourth.

Jessie-James Hughes-Dowd again ran as a Non-Member, Qualifying fourth and setting the fourth fastest lap of the night.

Tommy Tyco





Harry Smith and Steve Smith look resplendent in their DHORC 500 Race polo shirts!



Lewis Bowles didn't have the best of nights with a second and third but continues to dominate the Junior Championships

Race Results



Who Came Where?

Who Scored What?



Stuart Gray and Dan Turnbull in marshalling mode



DERBY H:O RACING CLUB CHAMPIONSHIP RACE 650																			
Zandvoort GC - 27 September 2022 - Round 20																			
MASTER POINTS TABLE (NM = NON MEMBER)																			
Derby HO Racing Club Home of HO Le Mans Sponsored by																			
QUALIFYING				FINAL POSITIONS				FASTEST LAPS				BEST RACE LAPS (3 MINS)				POINTS TOTAL			
POS	ADULT	LAPS	PTS	POS	ADULT	PTS	TIME	MPH	POS	ADULT	PTS	POS	ADULT	PTS	POS	ADULT	PTS		
1	A Smith (M)	64.2	45	1	A Smith (M)	4.73	14.199	1	A Smith (M)	35.2	50	1	A Smith (M)	50	1	L Smith	2.5		
2	N Sismey (M)	59.4	38	2	C Bowles	5.14	13.066	2	N Sismey (M)	31.8	38	2	N Sismey (M)	38	1	J Lawson	2.5		
3	P Rees (M)	53.7	34	3	L Smith	5.25	12.792	3	L Smith	30.6	34	3	P Rees (M)	34	1	H Smith	2.5		
4	L Blacker	52.3	31	4	N Sismey (M)	5.33	12.600	4	P Rees (M)	28.7	31	4	L Smith	31	4	A Smith (M)	2.0		
5	D Turnbull	48.9	29	5	A Turnbull	5.44	12.345	5	D Turnbull	27.8	29	5	D Turnbull	29	5	N Sismey (M)	1.5		
6	L Smith	48.4	28	6	C Bowles	5.68	11.824	6	C Bowles	27.1	28	6	C Bowles	28	5	D Turnbull	1.5		
7	C Bowles	47.4	27	7	J Lawson	5.72	11.741	7	L Blacker	26.8	27	7	J Lawson	27	5	A Turnbull	1.5		
8	J Lawson	46.6	26	8	D Turnbull	5.79	11.599	8	J Lawson	26.1	26	8	A Turnbull	26	5	S Gray (M)	1.5		
9	A Turnbull	45.4	25	9	H Smith	5.94	11.306	9	H Smith	25.8	25	9	R Lawson	25	9	P Rees (M)	1.0		
10	R Lawson	45.0	24	10	R Lawson	6.08	11.046	10	R Lawson	25.5	24	10	H Smith	24	9	C Bowles	1.0		
11	S Gray (M)	42.0	23	11	L Blacker	6.13	10.956	11	A Turnbull	25.3	23	11	S Gray (M)	23	9	R Lawson	1.0		
12	H Smith	39.5	22	12	S Smith	6.35	10.576	12	S Smith	24.8	22	12	S Smith	22	9	S Smith	1.0		
13	S Smith	34.4	21	13	M Dutson	6.40	10.494	13	S Gray (M)	21.5	21	13	M Dutson	21	13	M Dutson	0.5		
14	M Dutson	31.1	20	14	S Gray (M)	6.89	9.747	14	M Dutson	21.3	20	14	L Blacker	20	14	L Blacker	0.0		
QUALIFYING				FINAL POSITIONS				FASTEST LAPS				BEST RACE LAPS (3 MINS)				POINTS TOTAL			
POS	JUNIOR	LAPS	PTS	POS	JUNIOR	PTS	TIME	MPH	POS	JUNIOR	PTS	POS	JUNIOR	PTS	POS	ADULT	PTS		
1	L Bowles	45.9	45	1	J Lawson	5.63	11.929	1	J Lawson	26.2	45	1	J Lawson	45	1	J Lawson	2.0		
2	J Lawson	44.8	38	2	L Bowles	5.69	11.803	2	L Bowles	25.6	43	2	L Bowles	43	2	L Bowles	1.5		
3	H Smith	38.7	34	3	H Smith	6.12	10.974	3	H Smith	22.7	34	3	H Smith	34	3	H Smith	1.0		
4	JJ Hughes-Dowd (NM)	36.4	31	4	JJ Hughes-Dowd (NM)	6.37	10.543	4	JJ Hughes-Dowd (NM)	21.1	31	4	E Doyle	31	4	E Doyle	0.5		
5	E Doyle	16.7	NM	5	JJ Hughes-Dowd	8.20	8.190	5	E Doyle	14.6	NM	5	JJ Hughes-Dowd	NM	5	JJ Hughes-Dowd	0.0		



Chris and Angus in deep conversation

CL		YELLOW		RED		QUAL		FIN		FINAL 1		FINAL 2		FINAL 3		BEST		TOTAL LAPS
		LAPS	TIME	LAPS	TIME	LAPS	TIME	POS	PTS	LAPS	TIME	LAPS	TIME	LAPS	TIME	LAPS	TIME	
A	A Smith (M)	30.5	5.13	33.7	4.89	64.2	A1	2.0	2.0	35.2	4.73					35.2	4.73	99.4
A	N Sismey (M)	28.7	5.62	30.7	5.46	59.4	A2	1.5	1.5	31.8	5.33					31.8	5.33	91.2
A	P Rees (M)	26.1	6.31	27.6	5.72	53.7	A3	1.0	1.0	28.7	5.77					28.7	5.72	82.4
A	L Blacker	25.5	6.43	26.8	6.13	52.3	E1									26.8	6.13	52.3
A	D Turnbull	23.2	6.49	25.7	5.85	48.9	B2	1.5	1.5	27.8	5.79					27.8	5.79	76.7
A	L Smith	21.3	5.84	27.1		48.4	A4	2.5	2.5	30.6	5.25	11.4	5.69			30.6	5.25	90.4
A	C Bowles	21.8	5.46	25.6	5.14	47.4	B3	1.0	1.0	27.1	5.19					27.1	5.14	74.5
A	J Lawson	22.5	6.27	24.1	5.68	46.6	B4	2.5	2.5	26.1	5.90	22.0	6.39			26.1	5.68	94.7
A	A Turnbull	25.3	6.59	20.1	6.22	45.4	C2	1.5	1.5	25.2	5.44					25.3	5.44	70.6
A	R Lawson	19.5	8.06	25.5	6.08	45.0	C3	1.0	1.0	22.2	6.38					25.5	6.08	67.2
A	S Gray (M)	20.8	7.52	21.2	7.24	42.0	D2	1.5	1.5	21.5	6.89					21.5	6.89	63.5
A	H Smith	18.0	6.34	21.5	6.02	39.5	C4	2.5	2.5	25.8	5.94	21.1	6.47			25.8	5.94	86.4
A	S Smith	9.6	7.60	24.8	6.35	34.4	D3	1.0	1.0	19.5	7.48					24.8	6.35	53.9
A	M Dutson	9.8	7.61	21.3	6.40	31.1	D4	0.5	0.5	18.5	6.54					21.3	6.40	49.6
J	L Bowles	20.5	7.02	25.4	6.08	45.9	A2	1.5	1.5	25.6	5.69					25.6	5.69	71.5
J	J Lawson	19.5	7.28	25.3	6.25	44.8	A1	2.0	2.0	26.2	5.63					26.2	5.63	71.0
J	H Smith	17.3	7.73	21.4	6.97	38.7	A3	1.0	1.0	22.7	6.12					22.7	6.12	61.4
J	E Doyle	11.5	10.20	5.2	8.28	16.7	A4	0.5	0.5	14.6	8.20					14.6	8.20	31.3
JS	JJ Hughes-Dowd	15.3	7.79	21.1	6.37	36.4	K									21.1	6.37	36.4
															TOTAL FEET	130,453.4	TOTAL LAPS	1,324.4



The Zandvoort short circuit was a favourite amongst many



Everyone's
Best Results
At This Circuit



What are my Best Scores?
Who Have I Beaten?



Junior 'A' Final - Ella Doyle (4th), Harry (3rd), Pole sitter Lewis (2nd) and winner Jacob



Zandvoort Best Off Chart 1

Qualifying Combined					Final Points			
Pos	Adult	Laps	MPH	Date	Pos	Adult	Pts	Date
1	S Goodlip	N/A	N/A	N/A	1	J Lamb	7.0	15-Mar-22
1	A Smith (M)	N/A	N/A	N/A	2	D Turnbull	3.5	15-Mar-22
1	P Rees (M)	N/A	N/A	N/A	3	C Bowles	3.0	15-Mar-22
1	N Sismey (M)	N/A	N/A	N/A	3	R Litherland	3.0	15-Mar-22
1	A Turnbull	N/A	N/A	N/A	3	L Smith	3.0	15-Mar-22
1	C Bowles	N/A	N/A	N/A	3	L Blacker	3.0	15-Mar-22
1	L Pateman	N/A	N/A	N/A	3	S Goodlip	3.0	15-Mar-22
1	D Garbett (M)	N/A	N/A	N/A	8	L Pateman	2.5	15-Mar-22
1	D Edwards	N/A	N/A	N/A	9	A Smith (M)	2.0	15-Mar-22
1	G Peach (M)	N/A	N/A	N/A	10	P Rees (M)	3.0	27-Sep-22
1	R Litherland	N/A	N/A	N/A	11	N Sismey (M)	1.5	15-Mar-22
1	S Gray (M)	N/A	N/A	N/A	11	G Peach (M)	1.5	15-Mar-22
1	D Turnbull	N/A	N/A	N/A	11	L Edwards	1.5	15-Mar-22
1	L Edwards	N/A	N/A	N/A	11	M Dutson	1.5	15-Mar-22
1	C Cooper	N/A	N/A	N/A	11	D Edwards	1.5	15-Mar-22
1	L Smith	N/A	N/A	N/A	11	C Cooper	1.5	15-Mar-22
1	J Lamb	N/A	N/A	N/A	17	A Turnbull	2.0	27-Sep-22
1	R Lawson	N/A	N/A	N/A	18	S Gray (M)	1.0	15-Mar-22
1	L Blacker	N/A	N/A	N/A	19	D Garbett (M)	0.5	15-Mar-22
1	A Thompson	N/A	N/A	N/A	20	R Lawson	1.0	27-Sep-22
1	M Dutson	N/A	N/A	N/A	21	A Thompson	0.0	15-Mar-22
1	H Smith	N/A	N/A	N/A	22	H Smith	3.0	27-Sep-22
1	J Lawson	N/A	N/A	N/A	23	J Lawson	1.5	27-Sep-22
1	S Smith	N/A	N/A	N/A	24	S Smith	0.5	27-Sep-22
Pos	Junior	Laps	MPH	Date	Pos	Junior	Pts	Date
1	L Bowles	N/A	N/A	N/A	1	L Bowles	2.0	15-Mar-22
1	J Thompson	N/A	N/A	N/A	2	J Thompson	1.5	15-Mar-22
1	J Lawson	N/A	N/A	N/A	2	J Lawson	1.5	15-Mar-22
1	H Smith	N/A	N/A	N/A	2	H Smith	1.5	27-Sep-22
1	E Doyle	N/A	N/A	N/A	5	E Doyle	2.0	27-Sep-22



Straight after the Junior 'A' Final Harry and Jacob were into their first ever Adult Qualifying, joining Adam Turnbull. On the night Jacob ran in 11 three-minute races with a win in the GC Finals. Harry went one better with 12, winning both F1 and GC Finals!

Zandvoort Best Off Chart 2 - F1

Qualifying					Fastest Laps					Race Laps				
Pos	Adult	Laps	MPH	Date	Pos	Adult	Time	MPH	Date	Pos	Adult	Laps	MPH	Date
1	A Smith (M)	51.3	9.570	27-Sep-22	1	S Goodlip	6.22	10.797	15-Mar-22	1	P Rees (M)	26.7	9.962	27-Sep-22
2	C Bowles	49.1	9.160	27-Sep-22	2	A Smith (M)	6.26	10.728	27-Sep-22	1	A Smith (M)	26.7	9.962	27-Sep-22
3	S Goodlip	48.4	9.029	15-Mar-22	3	L Pateman	6.34	10.593	15-Mar-22	3	S Goodlip	26.3	9.813	15-Mar-22
4	A Turnbull	48.1	8.973	27-Sep-22	4	A Turnbull	6.43	10.445	27-Sep-22	4	A Turnbull	26.1	9.738	27-Sep-22
5	P Rees (M)	46.9	8.749	15-Mar-22	5	P Rees (M)	6.50	10.332	27-Sep-22	5	C Bowles	25.3	9.440	15-Mar-22
6	N Sismey (M)	46.8	8.731	27-Sep-22	6	C Bowles	6.56	10.238	27-Sep-22	5	L Pateman	25.3	9.440	15-Mar-22
7	L Pateman	43.8	8.171	15-Mar-22	7	N Sismey (M)	6.61	10.160	15-Mar-22	7	N Sismey (M)	24.8	9.253	27-Sep-22
8	D Garbett (M)	42.6	7.947	15-Mar-22	8	D Garbett (M)	6.80	9.876	15-Mar-22	8	G Peach (M)	23.5	8.768	15-Mar-22
9	D Turnbull	41.5	7.742	27-Sep-22	9	D Edwards	6.82	9.847	15-Mar-22	9	L Smith	22.7	8.470	27-Sep-22
10	D Edwards	40.9	7.630	15-Mar-22	10	S Gray (M)	6.87	9.776	15-Mar-22	10	L Edwards	22.5	8.395	15-Mar-22
10	G Peach (M)	40.9	7.630	15-Mar-22	11	G Peach (M)	6.95	9.663	15-Mar-22	11	R Litherland	22.2	8.283	15-Mar-22
12	R Litherland	40.8	7.611	15-Mar-22	12	L Blacker	7.00	9.594	15-Mar-22	11	D Turnbull	22.2	8.283	15-Mar-22
13	S Gray (M)	40.5	7.555	15-Mar-22	13	D Turnbull	7.07	9.499	15-Mar-22	13	D Garbett (M)	21.8	8.134	15-Mar-22
14	M Dutson	39.3	7.332	27-Sep-22	14	L Smith	7.15	9.393	15-Mar-22	14	S Gray (M)	21.4	7.984	15-Mar-22
15	L Smith	38.1	7.108	27-Sep-22	15	C Cooper	7.18	9.354	15-Mar-22	15	D Edwards	21.3	7.947	15-Mar-22
16	L Edwards	37.3	6.958	15-Mar-22	16	R Litherland	7.25	9.263	15-Mar-22	16	M Dutson	20.3	7.574	27-Sep-22
17	C Cooper	36.7	6.846	15-Mar-22	17	J Lamb	7.31	9.187	15-Mar-22	17	J Lamb	19.6	7.313	15-Mar-22
18	L Blacker	36.4	6.791	27-Sep-22	18	M Dutson	7.46	9.003	27-Sep-22	18	L Blacker	19.5	7.276	15-Mar-22
19	J Lamb	36.2	6.753	15-Mar-22	19	L Edwards	7.47	8.991	15-Mar-22	18	H Smith	19.5	7.276	27-Sep-22
20	R Lawson	35.4	6.604	15-Mar-22	20	H Smith	7.52	8.931	27-Sep-22	20	C Cooper	19.4	7.238	15-Mar-22
21	J Lawson	34.1	6.361	27-Sep-22	21	J Lawson	7.64	8.790	27-Sep-22	21	J Lawson	19.3	7.201	27-Sep-22
22	H Smith	34.0	6.343	27-Sep-22	22	R Lawson	7.72	8.699	15-Mar-22	22	R Lawson	18.6	6.940	15-Mar-22
23	A Thompson	31.4	5.858	15-Mar-22	23	A Thompson	7.79	8.621	15-Mar-22	23	A Thompson	16.6	6.194	15-Mar-22
24	S Smith	29.5	2.752	27-Sep-22	24	S Smith	8.83	7.606	27-Sep-22	24	S Smith	14.8	5.522	27-Sep-22
Pos	Junior	Laps	MPH	Date	Pos	Junior	Time	MPH	Date	Pos	Junior	Laps	MPH	Date
1	L Bowles	35.4	6.604	15-Mar-22	1	L Bowles	7.55	8.895	15-Mar-22	1	L Bowles	20.8	7.761	15-Mar-22
2	J Thompson	33.5	6.250	15-Mar-22	2	J Lawson	7.74	8.677	15-Mar-22	2	E Doyle	20.3	7.574	27-Sep-22
3	J Lawson	32.8	6.119	27-Sep-22	3	J Thompson	7.80	8.610	15-Mar-22	3	J Thompson	18.1	6.753	15-Mar-22
4	H Smith	31.3	5.839	27-Sep-22	4	E Doyle	7.98	8.416	27-Sep-22	4	H Smith	18.0	6.716	27-Sep-22
5	E Doyle	30.0	5.597	27-Sep-22	5	H Smith	8.02	8.374	27-Sep-22	5	J Lawson	17.1	6.380	27-Sep-22



Proud dad Russell was beaten by son Jacob in both Club Nights!



Just love Phil's banking

Zandvoort Best Off Chart 3 - GC

Qualifying						Fastest Laps						Race Laps					
Pos	Adult	Laps	MPH	Date		Pos	Adult	Time	MPH	Date	Pos	Adult	Laps	MPH	Date		
1	A Smith (M)	65.8	12.275	15-Mar-22		1	A Smith (M)	4.60	14.600	15-Mar-22	1	A Smith (M)	35.2	13.133	27-Sep-22		
2	L Pateman	64.7	12.070	15-Mar-22		2	L Pateman	4.67	14.381	15-Mar-22	2	L Pateman	33.1	12.350	15-Mar-22		
3	N Sismey (M)	59.4	11.081	27-Sep-22		3	C Bowles	5.14	13.066	27-Sep-22	3	N Sismey (M)	31.8	11.865	27-Sep-22		
4	A Turnbull	58.7	10.951	15-Mar-22		4	G Peach (M)	5.24	12.817	15-Mar-22	4	A Turnbull	31.1	11.604	15-Mar-22		
5	C Bowles	56.9	10.615	15-Mar-22		5	L Smith	5.25	12.792	27-Sep-22	5	L Smith	30.6	11.417	27-Sep-22		
6	D Garbett (M)	55.8	10.410	15-Mar-22		6	R Litherland	5.30	12.672	15-Mar-22	6	C Bowles	30.5	11.380	15-Mar-22		
7	G Peach (M)	55.6	10.372	15-Mar-22		7	N Sismey (M)	5.33	12.600	27-Sep-22	7	S Goodlip	29.7	11.081	15-Mar-22		
8	P Rees (M)	54.9	10.242	15-Mar-22		8	A Turnbull	5.36	12.530	15-Mar-22	8	R Litherland	29.5	11.007	15-Mar-22		
9	S Goodlip	52.8	9.850	15-Mar-22		9	S Goodlip	5.41	12.414	15-Mar-22	9	P Rees (M)	28.7	10.708	27-Sep-22		
10	R Litherland	52.7	9.831	15-Mar-22		10	D Garbett (M)	5.59	12.014	15-Mar-22	10	D Garbett (M)	28.5	10.634	15-Mar-22		
11	L Blacker	52.3	9.757	27-Sep-22		11	L Blacker	5.68	11.824	15-Mar-22	10	G Peach (M)	28.5	10.634	15-Mar-22		
12	L Smith	50.9	9.496	15-Mar-22		11	J Lawson	5.68	11.824	27-Sep-22	12	D Turnbull	27.8	10.372	27-Sep-22		
13	D Turnbull	48.9	9.122	27-Sep-22		13	P Rees (M)	5.72	11.741	15-Mar-22	13	J Lamb	27.5	10.260	15-Mar-22		
14	C Cooper	46.6	8.693	15-Mar-22		14	J Lamb	5.74	11.700	15-Mar-22	14	C Cooper	27.3	10.186	15-Mar-22		
14	J Lawson	46.6	8.693	27-Sep-22		15	D Edwards	5.76	11.660	15-Mar-22	15	L Blacker	26.8	9.999	27-Sep-22		
16	R Lawson	45.0	8.395	27-Sep-22		16	C Cooper	5.77	11.639	15-Mar-22	16	D Edwards	26.2	9.775	15-Mar-22		
17	L Edwards	43.2	8.059	15-Mar-22		17	D Turnbull	5.79	11.599	27-Sep-22	17	J Lawson	26.1	9.738	27-Sep-22		
18	D Edwards	43.0	8.022	15-Mar-22		18	H Smith	5.94	11.306	27-Sep-22	18	H Smith	25.8	9.626	27-Sep-22		
19	S Gray (M)	42.0	7.835	27-Sep-22		19	R Lawson	6.08	11.046	27-Sep-22	19	R Lawson	25.5	9.514	27-Sep-22		
20	H Smith	39.5	7.369	27-Sep-22		20	S Smith	6.35	10.576	27-Sep-22	20	S Smith	24.8	9.253	27-Sep-22		
21	J Lamb	38.6	7.201	15-Mar-22		21	M Dutson	6.40	10.494	15-Mar-22	21	L Edwards	23.4	8.731	15-Mar-22		
22	A Thompson	34.8	6.492	15-Mar-22		22	S Gray (M)	6.52	10.300	15-Mar-22	21	S Gray (M)	23.4	8.731	15-Mar-22		
23	S Smith	34.4	3.209	27-Sep-22		23	L Edwards	6.84	9.819	15-Mar-22	23	M Dutson	21.3	7.947	27-Sep-22		
24	M Dutson	31.1	5.802	27-Sep-22		24	A Thompson	7.42	9.051	15-Mar-22	24	A Thompson	18.7	6.977	15-Mar-22		
Pos	Junior	Laps	MPH	Date		Pos	Junior	Time	MPH	Date	Pos	Junior	Laps	MPH	Date		
1	L Bowles	45.9	8.563	27-Sep-22		1	J Lawson	5.63	11.929	27-Sep-22	1	J Lawson	26.2	9.775	27-Sep-22		
2	J Lawson	44.8	8.358	27-Sep-22		2	L Bowles	5.69	11.803	27-Sep-22	2	L Bowles	25.6	9.552	27-Sep-22		
3	H Smith	38.7	7.220	27-Sep-22		3	H Smith	6.12	10.974	27-Sep-22	3	H Smith	22.7	8.470	27-Sep-22		
4	J Thompson	35.7	6.660	15-Mar-22		4	J Thompson	7.82	8.588	15-Mar-22	4	J Thompson	18.5	6.902	15-Mar-22		
5	E Doyle	16.7	3.115	27-Sep-22		5	E Doyle	8.20	8.190	27-Sep-22	5	E Doyle	14.6	5.447	27-Sep-22		

Championship Tables



Those All Important
Points!



The GC Finals were frenetic



Pos	Competitor Name (Adult)	Wins	DHORC Final Challenge 2022																				Results	
			LB F1	LB GC	DON F1	DON GC	MAS F1	MAS GC	ZAN F1	ZAN GC	MAL P	DJ F1	DJ GC	KNOC	OP F1	OP GC	LB F1	LB GC	DON F1	DON GC	ZAN F1	ZAN GC	(28)	Rate
			11-Jan	11-Jan	01-Feb	01-Feb	22-Feb	22-Feb	15-Mar	15-Mar	05-Apr	26-Apr	26-Apr	17-May	07-Jun	07-Jun	28-Jun	28-Jun	09-Aug	09-Aug	27-Sep	27-Sep	Points	Rate
1	P Rees	11	2.0	2.5	1.5	1.5	1.5	1.0	1.5	1.5	1.5	2.5	0.5	2.5	2.5	1.5	1.5	7.0	3.0	3.0	1.0	43.5	100.00%	
2	A Turnbull	9	1.5	3.5	0.5	0.5	2.0	4.5	1.0	1.0	1.0	3.5	1.5	3.0	5.5	1.5	1.0	1.0	1.5	2.0	1.5	38.5	100.00%	
3	L Blacker	9	3.5	1.5	1.5	1.0	0.5	1.5	3.0	1.0	0.5	3.0	2.5	1.5	1.0	2.5	3.0	2.5	0.5	2.5	0.0	35.0	100.00%	
4	C Bowles	8	DNS	DNS	1.0	2.5	1.5	3.0	2.5	1.0	0.5	4.5	1.5	DNS	DNS	3.0	2.5	1.5	1.5	0.5	1.0	31.0	80.00%	
5	A Smith	8	DNS	DNS	2.0	1.5	0.5	2.0	1.5	2.0	1.5	2.0	1.5	1.5	1.5	0.5	1.5	2.0	3.5	1.5	2.0	30.5	100.00%	
6	G Peach	5	1.0	1.0	5.0	3.5	1.5	1.0	1.5	1.5	1.0	1.0	1.5	3.5	3.0	DNS	DNS	DNS	DNS	DNS	DNS	27.5	70.00%	
6	S Goodlip	9	1.5	1.0	3.0	0.5	DNS	DNS	2.0	3.0	6.0	2.0	0.5	0.5	2.0	1.0	3.5	1.0	DNS	DNS	DNS	27.5	70.00%	
8	S Gray	4	1.5	2.5	1.5	2.5	1.0	0.5	1.0	2.5	1.0	0.5	1.0	0.5	2.5	1.5	1.5	1.0	1.5	0.5	1.5	26.5	100.00%	
9	N Sismey	3	2.5	0.5	1.5	1.0	1.5	1.5	1.5	0.5	0.5	1.0	1.0	1.0	1.0	2.0	2.0	2.5	0.5	1.0	1.5	25.5	100.00%	
10	L Pateman	7	1.0	2.0	0.5	2.0	0.5	1.5	2.5	1.5	1.5	1.0	0.5	2.0	1.5	0.5	2.0	1.5	2.0	DNS	DNS	25.0	90.00%	
11	D Garbett	4	3.0	1.0	5.0	1.0	3.0	0.5	0.5	0.5	1.0	0.5	1.0	0.5	0.5	0.5	1.5	0.5	0.5	DNS	DNS	22.0	90.00%	
12	D Turnbull	1	1.0	0.5	0.5	1.5	DNS	DNS	3.5	0.5	1.0	1.5	1.0	0.5	1.5	1.5	1.0	1.5	1.0	1.0	1.5	21.5	90.00%	
13	L Smith	6	DNS	DNS	DNS	DNS	DNS	DNS	3.0	2.5	3.5	DNS	DNS	2.5	1.5	1.5	DNS	DNS	DNS	DNS	2.5	19.5	57.14%	
14	S Smith	5	DNS	DNS	0.5	2.5	DNS	DNS	DNS	2.5	2.5	3.5	1.5	3.0	1.0	DNS	DNS	DNS	DNS	0.5	1.0	18.5	55.56%	
15	R Litherland	3	0.5	1.5	0.5	3.0	1.0	1.0	3.0	1.5	DNS	1.5	3.0	DNS	DNS	DNS	1.0	0.5	DNS	DNS	DNS	18.0	60.00%	
16	J Lamb	4	1.5	3.5	1.5	1.0	DNS	DNS	1.5	7.0	DNS	DNS	DNS	1.5	DNS	DNS	DNS	DNS	DNS	DNS	DNS	17.5	35.00%	
16	M Duteon	DNS	DNS	DNS	DNS	DNS	DNS	DNS	1.5	1.5	1.5	1.5	1.0	1.5	1.5	1.0	1.0	1.0	1.5	0.5	1.5	17.5	100.00%	
18	C Cooper	3	2.5	1.0	3.5	2.5	1.0	0.5	0.5	1.5	1.5	DNS	DNS	DNS	DNS	DNS	DNS	DNS	DNS	DNS	DNS	14.5	45.00%	
19	D Edwards	1	DNS	DNS	1.5	1.0	1.5	0.5	1.0	1.5	DNS	3.5	0.5	1.5	DNS	DNS	DNS	DNS	DNS	DNS	DNS	12.5	50.00%	
20	L Edwards	1	DNS	DNS	1.0	1.5	DNS	DNS	1.5	0.5	1.0	0.5	1.0	2.5	DNS	DNS	DNS	DNS	DNS	DNS	DNS	8.5	38.89%	
21	R Lawson	0.5	1.5	0.5	1.5	DNS	DNS	0.5	0.5	1.0	DNS	DNS	DNS	0.0	0.0	DNS	DNS	DNS	DNS	1.0	1.0	8.0	55.00%	
22	H Smith	2	DNS	DNS	DNS	DNS	DNS	DNS	DNS	DNS	DNS	DNS	DNS	DNS	DNS	DNS	DNS	DNS	DNS	DNS	3.0	2.5	5.5	100.00%
23	J Lawson	1	DNS	DNS	DNS	DNS	DNS	DNS	DNS	DNS	DNS	DNS	DNS	DNS	DNS	DNS	DNS	DNS	DNS	1.5	2.5	4.0	100.00%	
23	R Masters	DNS	DNS	1.0	1.5	DNS	DNS	DNS	DNS	DNS	DNS	DNS	DNS	DNS	DNS	DNS	DNS	DNS	DNS	DNS	DNS	2.5	11.11%	
24	L Bowles	DNS	DNS	DNS	DNS	DNS	DNS	DNS	DNS	DNS	DNS	DNS	DNS	DNS	DNS	DNS	DNS	0.5	1.0	DNS	DNS	1.5	50.00%	
25	A Thompson	DNS	DNS	DNS	DNS	0.0	0.0	0.0	0.0	0.0	0.0	0.0	0.0	0.0	0.0	0.0	0.0	0.0	0.0	DNS	DNS	0.0	75.00%	
25	S Kerr	DNS	DNS	DNS	DNS	DNS	DNS	DNS	0.0	0.0	0.0	0.0	0.0	0.0	0.0	0.0	DNS	DNS	DNS	DNS	DNS	0.0	50.00%	
25	A Woodhouse	DNS	DNS	DNS	DNS	DNS	DNS	DNS	DNS	DNS	DNS	DNS	DNS	DNS	DNS	DNS	DNS	0.0	0.0	DNS	DNS	0.0	50.00%	
Pos	(Junior)	Wins	631	632	633	634	635	636	637	638	639	640	641	642	643	644	645	646	647	648	649	650	Points	Rate
1	L Bowles	8	DNS	DNS	1.5	2.0	2.0	2.0	2.0	2.0	2.0	0.5	1.5	2.0	DNS	DNS	2.0	2.0	1.5	2.0	1.0	1.5	27.5	88.89%
2	J Thompson	3	DNS	DNS	DNS	DNS	1.5	1.5	1.5	1.0	2.5	2.0	1.0	1.0	3.0	0.5	1.5	1.5	DNS	DNS	DNS	18.5	75.00%	
3	J Lawson	5	2.0	2.0	2.0	1.5	DNS	DNS	1.0	1.5	1.5	DNS	DNS	DNS	2.0	1.5	DNS	DNS	DNS	0.5	2.0	17.5	55.00%	
4	E Doyle	2	DNS	DNS	DNS	DNS	DNS	DNS	DNS	DNS	1.5	1.5	2.5	1.5	1.5	3.0	1.0	1.0	DNS	DNS	2.0	0.5	16.0	83.33%
5	H Smith	2	DNS	DNS	1.0	1.0	DNS	DNS	DNS	DNS	1.0	1.5	2.0	1.5	2.0	2.0	DNS	DNS	DNS	1.5	1.0	14.0	55.56%	
6	T Kerr	2	DNS	DNS	DNS	DNS	DNS	DNS	DNS	DNS	1.0	3.0	1.5	2.5	0.5	1.5	DNS	DNS	DNS	DNS	DNS	10.0	50.00%	
7	J Woodhouse	1	DNS	DNS	DNS	DNS	DNS	DNS	DNS	DNS	DNS	DNS	DNS	DNS	DNS	DNS	DNS	DNS	2.0	1.5	DNS	DNS	3.5	50.00%
Turn Up Rates			100.00%	100.00%	100.00%	100.00%	64.00%	64.00%	88.89%	88.89%	83.33%	80.00%	80.00%	83.33%	73.33%	73.33%	53.33%	53.33%	48.48%	48.48%	51.43%	51.43%	AVE	71.50%



John Lamb popped in with his favourite friend

Members' Statistics

ADULT STATISTICS 1992-2022 - AFTER 650 CLUB NIGHTS

Sheet 1 of 5 (Note: Highlighted Names are Current 2022 Members, CS = Best Consecutive Results)

MEETINGS (Junior & Adult) ATTENDED			RACES (Junior & Adult) COMPLETED			DRIVER RANKING			FINALS WON			
Pos	ADULT	No	Pos	ADULT	No	Pos	ADULT	SCORE	Pos	ADULT	No	CS
1	P REES	635	1	P REES	3,714	1	* A SMITH	2.300	1	L PATEMAN	269	(5)
2	N SISMEY	597	2	N SISMEY	3,396	2	* J SISMEY	2.750	2	P REES	234	(3)
3	L PATEMAN	562	3	L PATEMAN	3,232	3	* W LANDER	2.838	3	N SISMEY	168	(2)
4	G PEACH	428	4	G PEACH	2,432	4	* L PATEMAN	3.038	4	S GOODLIP	162	(4)
5	P BARBER	363	5	P BARBER	2,102	5	* S GOODLIP	3.275	5	M CHADWICK	117	(3)
6	S GOODLIP	350	6	S GOODLIP	1,944	6	* M CHADWICK	3.813	6	J SISMEY	103	(4)
7	A McPEAKE	299	7	A BULLOCK	1,802	7	* J TAGUE	4.538	7	G PEACH	91	(2)
8	A BULLOCK	292	8	A McPEAKE	1,658	8	* T MEASHAM	5.113	8	L SMITH	87	(3)
9	M CHADWICK	287	9	R MASTERS	1,598	9	* J NEALE	5.200	9	D McPEAKE	77	(2)
10	R MASTERS	279	10	M CHADWICK	1,537	10	* A TURNBULL	5.238	10	A McPEAKE	66	(2)
11	N LAMBERT	269	11	C ROYTHORNE	1,513	11	* P REES	5.275	10	A BULLOCK	66	(2)
12	C ROYTHORNE	249	12	N LAMBERT	1,479	12	* N SISMEY	5.538	10	A SMITH	66	(5)
13	D McPEAKE	245	13	D McPEAKE	1,366	13	* C BOWLES	5.838	13	J TAGUE	64	(2)
14	R SEAMAN	235	14	R SEAMAN	1,313	14	* K LYE	6.063	14	N LAMBERT	61	(2)
15	J SISMEY (331)	211	15	J SISMEY (1,957)	1,303	15	* C ROYTHORNE	6.350	14	M ALLSOPP	61	(3)
16	L SMITH (262)	207	16	L SMITH (1,631)	1,279	16	* A McPEAKE	6.488	16	R SEAMAN	60	(2)
17	M ALLSOPP	203	17	M ALLSOPP	1,265	17	* R SEAMAN	6.550	17	W LANDER	56	(2)
18	J LAMB	179	18	J LAMB	1,048	18	* R LITHERLAND	6.613	18	C ROYTHORNE	55	(2)
19	D TURNBULL	178	19	D TURNBULL	1,001	19	* D GARBETT	6.725	19	R MASTERS	54	(2)
20	P LEVERS	166	20	S ANAND	976	20	* R BLAKE	7.125	20	S ANAND	53	(3)
21	J TAGUE	165	21	P LEVERS	957	21	* T CHADWICK	7.250	21	J LAMB	49	(3)
22	S ANAND	154	22	J LYMER	948	21	* S ANAND	7.250	22	P LEVERS	48	(2)
23	A SMITH	147	23	J TAGUE	858	23	* A BULLOCK	7.438	23	A HOLLIDAY	43	(3)
24	J LYMER	146	24	K ALCOCK	848	24	* M ALLSOPP	7.488	24	I BRENTNALL	41	(3)
25	D EDWARDS	138	25	D EDWARDS	801	25	* G PEACH	7.500	24	P BARBER	41	(2)
26	K ALCOCK	131	26	A SMITH	789	26	* L SMITH	7.963	26	J LYMER	38	(2)
27	A HOLLIDAY	121	27	G WESTON	682	27	* R CROSSLAND	8.175	27	G WESTON	33	(2)
28	L EDWARDS	116	28	A HOLLIDAY	673	28	* D McPEAKE	8.563	28	K ALCOCK	30	(3)
29	G WESTON	113	29	W LANDER	661	29	* D BRENTNALL	8.838	29	D EDWARDS	29	(2)
30	C HENRY	109	30	L EDWARDS	654	30	* K PAYNE	8.850	30	B JOHNSON	28	(3)
31	W LANDER	104	31	J HOLMES	639	31	* J ROYTHORNE	8.938	31	R BLAKE	26	(2)
32	D GARBETT	99	32	C HENRY	552	32	* J LEVERS	9.063	31	C BOWLES	26	(2)
33	J HOLMES	98	33	I BRENTNALL	511	33	* A DAVIES	9.138	33	D BRENTNALL	25	(5)
33	C BOWLES (176)	98	33	S SMITH	511	34	* P LEVERS	9.188	33	M ROGERS	25	(3)
35	B JOHNSON	96	35	B JOHNSON	509	35	* J LYMER	9.288	33	J HOLMES	25	
35	S SMITH	96	36	C BOWLES (907)	505	36	* S PANK	9.775	33	D GARBETT	25	(2)
37	I BRENTNALL	94	37	D GARBETT	485	37	* D PASSELL	9.850	37	J NEALE	24	(2)
38	R LAWSON	88	38	R LAWSON	484	38	* J LAMB	10.063	38	J LEVERS	22	(3)
39	T DINGLEY	87	39	R CROSSLAND	456	39	* T DINGLEY	10.125	38	R CROSSLAND	22	(2)
40	R CROSSLAND	81	40	T DINGLEY	455	40	* I BRENTNALL	10.325	38	D TURNBULL	22	
41	A STAMPER	76	41	J ROYTHORNE	432	41	* M KNIGHTON	10.363	38	A TURNBULL	22	(2)
42	S PANK	69	42	R BLAKE	383	42	* G WESTON	10.375	42	S MINNIS	21	(3)
42	J ROYTHORNE	69	43	A STAMPER	366	43	* D EDWARDS	10.438	42	S PANK	21	(2)
42	S GRAY	69	44	S PANK	364	44	* M ROGERS	10.463	42	T DINGLEY	21	
45	S MINNIS	67	45	J LITHERLAND	357	45	* D TURNBULL	10.813	42	L BLACKER	21	
46	R BLAKE	62	46	S MINNIS	356	46	* S MINNIS	11.400	46	J ROYTHORNE	20	(2)
47	J LITHERLAND	61	47	S GRAY	343	47	* L BLACKER	11.650	47	C HENRY	19	
48	J NEALE	60	48	J LEVERS	322	48	* J HOLMES	12.350	48	A FEARN	18	(2)
49	A TURNBULL (211)	58	49	A FEARN (380)	319	49	* A HOLLIDAY	12.413	49	S LANDER	14	(2)
50	M ROGERS	57	50	J NEALE	318	50	* B JOHNSON	12.500	50	T CHADWICK	13	(2)

(Driver Ranking = Average Position in Qualifying, Final Position, Fastest Lap & Race Laps Over Last 20 club nights)

ADULT STATISTICS 1992-2022 - AFTER 650 CLUB NIGHTS

Sheet 2 of 5 (Note: Highlighted Names are Current 2022 Members, CS = Best Consecutive Results)

MEETINGS (Junior & Adult) ATTENDED		RACES (Junior & Adult) COMPLETED		DRIVER RANKING		FINALS WON						
Pos	ADULT	No	Pos	ADULT	No	Pos	ADULT	No	CS			
51	J LEVERS	53	51	M ROGERS	308	51	* K ALCOCK	12.613	51	J HITCHCOCK	12	(2)
52	G SCHULE	52	52	M MARTINEZ	289	52	* A FEARN	12.625	51	P FOXLEY	12	(2)
53	A FEARN	49	53	A TURNBULL (1,190)	285	53	M STURGESS	12.675	53	T MEASHAM	11	
53	M MARTINEZ	49	54	K LYE	263	54	* S GRAY	12.725	54	D WALKER	10	
55	L BLACKER	47	55	G SCHULE	258	55	* N LAMBERT	12.950	54	D PASSELL	10	(2)
56	D OLIVER	45	56	C BULLOCK (639)	248	56	* P FOXLEY	12.963	54	L EDWARDS	10	
57	D WALKER	42	57	L BLACKER	227	56	* R LAWSON	12.963	54	S SMITH	10	
57	K LYE	42	58	D BRETNALL	225	58	* G SCHULE	13.238	58	S DUNN	9	(2)
59	D BRETNALL	41	58	T CHADWICK (999)	225	59	* J TETLEY	13.313	58	K LYE	9	
60	M KNIGHTON	36	60	D OLIVER	216	60	* C HENRY	13.763	60	G LAMBERT	8	(4)
60	T CHADWICK (183)	36	61	D WALKER	212	61	* D GREEN	13.850	60	J LITHERLAND	8	
60	C BULLOCK (102)	36	62	A DAVIES	211	62	* S SMITH	13.975	60	R LITHERLAND	8	
63	S DUNN	35	63	T MEASHAM (758)	208	63	* A STAMPER	14.300	63	R CHADWICK	7	(2)
64	D PASSELL	34	64	M KNIGHTON	206	64	* R MASTERS	14.325	63	A DAVIES	7	
64	A DAVIES	34	65	J CHELL	202	65	* M HOLLAND	14.375	63	C COOPER	7	
66	T MEASHAM (126)	33	66	D PASSELL	191	66	* N CHATTLE	14.488	63	S GRAY	7	
67	G LAMBERT	32	67	S DUNN	183	67	* J LITHERLAND	14.550	67	M JUBB	6	
67	P FOXLEY	32	68	P FOXLEY	172	68	* B BRUCE	14.563	67	A STAMPER	6	
69	J CHELL	30	69	G LAMBERT	168	68	* L EDWARDS	14.800	67	C BULLOCK	6	
70	M STURGESS	29	70	M STURGESS	163	70	* C BULLOCK	15.138	67	K PAYNE	6	
70	R LITHERLAND (181)	29	71	S SUMNER	157	71	* D OLIVER	15.688	67	J TETLEY	6	(2)
72	R HITCHCOCK	27	72	B BRUCE	148	72	* S DUNN	15.963	67	T BALDOCK	6	
72	R CHADWICK	27	73	R CHADWICK	146	73	* G LAMBERT	16.175	67	R LAWSON	6	
72	A THOMPSON	27	74	J TETLEY	143	74	* S SUMNER	16.425	74	C SCHOFIELD	5	(2)
75	S SUMNER	26	75	K PAYNE	140	75	M MARTINEZ	16.763	74	AJ McPEAKE	5	(2)
76	B BRUCE	25	76	R HITCHCOCK	138	76	* J CHELL	17.138	74	I HOLLAND	5	
77	C STANNARD	24	77	A THOMPSON	135	77	* A THOMPSON	17.225	74	M TANSLEY	5	
78	I HOLLAND	23	78	M HOLLAND	129	78	* C STANNARD	17.325	74	D OLIVER	5	
78	J HITCHCOCK	23	79	J HITCHCOCK	127	79	* R HITCHCOCK	18.063	74	D GREEN	5	
78	C SCHOFIELD	23	80	C SCHOFIELD	124	80	* C SCHOFIELD	18.113	74	J CHELL	5	
78	D GREEN	23	81	I HOLLAND	120	81	* D WALKER	18.163	74	R JAMES	5	
78	M HOLLAND	23	81	D GREEN	120	82	* P BARBER	18.938	82	S REVITT	4	(2)
78	K PAYNE	23	83	N CHATTLE	119	83	* J HITCHCOCK	21.388	82	R HITCHCOCK	4	
84	J TETLEY	21	84	S LANDER	118	84	* R CHADWICK	22.013	82	M KNIGHTON	4	
85	N CHATTLE	20	84	C STANNARD	118	85	* I HOLLAND	22.288	82	M STURGESS	4	
86	M JUBB	19	86	T HAGUES	111	N/A	T BALDOCK	2.583	82	M BLOOD	4	
87	C CARRINGTON	18	87	R JAMES	105	N/A	S REVITT	3.792	87	S PATCHING	3	
87	T HAGUES	18	88	C CARRINGTON	100	N/A	S LANDER	4.485	87	C NORRIS	3	
89	N MAFFIN	17	88	R LITHERLAND (1,017)	100	N/A	AJ McPEAKE	6.659	87	J HENRY	3	
89	S LANDER	17	90	M JUBB	99	N/A	A HUGHES	6.792	87	C CARRINGTON	3	
89	P MELLOR	17	91	C BRADFORD	97	N/A	S WHITE	8.000	87	A HUGHES	3	
89	C BRADFORD	17	92	P MELLOR	93	N/A	C SLATER	9.250	87	M HOLLAND	3	
93	P COCKBILL	16	93	N MAFFIN	82	N/A	J LAWSON	9.250	87	C STANNARD	3	
94	R JAMES	15	94	P COCKBILL	81	N/A	L BOWLES	10.125	94	H VD HEUVEL	2	(2)
94	C COOPER	15	95	D LEVERTON	75	N/A	H SMITH	10.125	94	J KELLY	2	
96	M TANSLEY	14	96	M TANSLEY	73	N/A	S SIDDANS	10.417	94	C SLATER	2	(2)
96	M DUTSON	14	97	YAN SHEN	68	N/A	J KELLY	10.500	94	YAN SHEN	2	
98	J KELLY	13	98	J KELLY	67	N/A	J HENRY	11.000	94	I HALL	2	
98	D LEVERTON	13	99	S REVITT	63	N/A	F HOLMES	11.194	94	S SUMNER	2	
100	S REVITT	12	100	M WATTS (130)	61	N/A	M BLOOD	11.639	94	B BRUCE	2	

ADULT STATISTICS 1992-2022 - AFTER 650 CLUB NIGHTS

Sheet 3 of 5 (Note: Highlighted Names are Current 2022 Members, CS = Best Consecutive Results)

MEETINGS (Junior & Adult)		RACES (Junior & Adult)				DRIVER RANKING			FINALS WON			
ATTENDED		COMPLETED				ADULT			WON			
Pos	ADULT	No	Pos	ADULT	No	Pos	ADULT	SCORE	Pos	ADULT	No	CS
100	P PURKIS	12	101	J McDONALD (98)	60	N/A	C COOPER	11.700	94	C BRADFORD	2	
100	M WATTS (25)	12	102	M BLOOD	58	N/A	C ATKINSON	12.125	94	M MARTINEZ	2	
100	T STACEY	12	102	W BLURTON	58	N/A	A WOODHOUSE	12.625	94	H SMITH	2	
104	AJ McPEAKE (76)	11	102	F HOLMES (827)	58	N/A	J MELLOR	12.650	104	R GILLARD	1	
104	YAN SHEN	11	105	I HALL	57	N/A	A DOBBINS	12.925	104	D ROYTHORNE	1	
106	R GILLARD	10	105	T STACEY	57	N/A	P WRIGHT	13.250	104	P COCKBILL	1	
106	A DOBBINS	10	107	T CASH	54	N/A	T STACEY	13.271	104	J JOHNSON	1	
106	I HALL	10	107	C COOPER	54	N/A	P ZIMMERMAN	13.500	104	G SCHULE	1	
106	J McDONALD (16)	10	109	N WRIGHT	52	N/A	M TANSLEY	13.500	104	M WATTS	1	
110	N WRIGHT	9	110	AJ McPEAKE (376)	50	N/A	L COPLEY	13.500	104	B GEBAUERS	1	
110	M BLOOD	9	110	T BALDOCK	50	N/A	N WRIGHT	13.556	104	G CLARK	1	
110	T BALDOCK	9	112	R GILLARD	49	N/A	C WILKINSON	14.083	104	L COPLEY	1	
110	T CASH	9	112	A DOBBINS	49	N/A	C CARRINGTON	14.111	104	A DOBBINS	1	
110	F HOLMES (139)	9	112	D KENNING	49	N/A	K JEFFRIES	14.688	104	C WILKINSON	1	
115	C NORRIS	8	115	P PURKIS	47	N/A	Da BUCKLEY	14.844	104	R HILL	1	
115	Da BUCKLEY	8	116	A LEE	46	N/A	S ALLDREAD	14.917	104	N CHATTLE	1	
115	W BLURTON	8	116	Z MIDDLETON	46	N/A	B COOK	15.000	104	C ATKINSON	1	
115	D KENNING	8	116	M DUTSON	46	N/A	J FLETCHER	15.125	104	A THOMPSON	1	
119	S PATCHING	7	119	Da BUCKLEY	43	N/A	M DUTSON	15.411	104	A LEE	1	
119	G CLARK	7	120	A HUGHES (414)	42	N/A	W BLURTON	15.438	104	D LLOYD	1	
119	J HENRY (134)	7	121	P WRIGHT	40	N/A	R HEATON	15.500	104	Z MIDDLETON	1	
119	R HILL	7	122	G CLARK	39	N/A	R GILLARD	15.575	104	T STACEY	1	
119	L ELMORE	7	123	S PATCHING	38	N/A	R JAMES	15.617	104	F HOLMES	1	
124	D HARROP	6	123	C NORRIS	38	N/A	G CLARK	15.750	104	J McDONALD	1	
124	D HART	6	125	J HENRY (695)	37	N/A	L HENDERSON	15.750	104	J LAWSON	1	
124	P WRIGHT	6	126	C WILKINSON	35	N/A	A LEE	15.833				
124	C WILKINSON	6	126	YUAN ZHI	35	N/A	D LEVERTON	15.846				
124	A HUGHES (67)	6	126	L ELMORE	35	N/A	R SPENCER	15.850				
124	Ch HOLLAND	6	129	D BUCKLEY	33	N/A	YUAN ZHI	15.875				
124	D BUCKLEY	6	130	R HILL	32	N/A	R HILL	16.071				
124	YUAN ZHI	6	131	D HART	30	N/A	S KERR	16.083				
124	A LEE	6	131	D HARROP	30	N/A	P COCKBILL	16.156				
124	Z MIDDLETON	6	131	Ch HOLLAND	30	N/A	D LLOYD	16.167				
124	S KERR	6	134	St BOWMAN	29	N/A	S PATCHING	16.179				
135	R SPENCER	5	134	C BLURTON	29	N/A	Z MIDDLETON	16.250				
135	J MELLOR (87)	5	136	R SPENCER	28	N/A	J McDONALD	16.375				
135	C BLURTON	5	137	C ATKINSON	27	N/A	D KENNING	16.469				
138	B GEBAUERS	4	138	K JEFFRIES	26	N/A	M WATTS	16.625				
138	C ROBINSON	4	139	L COPLEY	25	N/A	C NORRIS	16.714				
138	S HENDRY	4	139	D LLOYD	25	N/A	T CASH	16.889				
138	C ATKINSON	4	141	S SIDDON	23	N/A	G HADDON	17.000				
138	K JEFFRIES	4	142	S KERR	22	N/A	D HARROP	17.500				
138	W PARKIN	4	143	B GEBAUERS	21	N/A	St BOWMAN	17.500				
138	St BOWMAN	4	144	C ROBINSON	20	N/A	YAN SHEN	17.636				
145	H VD HEUVEL	3	144	S HENDRY	20	N/A	I HALL	17.650				
145	J JOHNSON	3	146	W PARKIN	17	N/A	L ZHOU	17.750				
145	S ALLDREAD	3	147	J JOHNSON	16	N/A	C ROBINSON	18.000				
145	L COPLEY	3	147	J MELLOR (497)	16	N/A	N MAFFIN	18.103				
145	S SIDDON	3	149	S ALLDREAD	15	N/A	D HART	18.208				
145	D LLOYD	3	149	S BENNETT	15	N/A	T HAGUES	18.236				

ADULT STATISTICS 1992-2022 - AFTER 650 CLUB NIGHTS

Sheet 4 of 5 (Note: Highlighted Names are Current 2022 Members, CS = Best Consecutive Results)

MEETINGS (Junior & Adult)		RACES (Junior & Adult)				DRIVER RANKING			FINALS WON			
ATTENDED		COMPLETED				ADULT			WON			
Pos	ADULT	No	Pos	ADULT	No	Pos	ADULT	SCORE	Pos	ADULT	No	CS
145	S BENNETT	3	151	H VD HEUVEL	14	N/A	C BRADFORD	18.279				
152	D ROYTHORNE	2	151	P ZIMMERMANN	14	N/A	D BUCKLEY	18.333				
152	J ASHCROFT	2	151	L HENDERSON	14	N/A	J ASHCROFT	18.375				
152	A CARTER	2	154	D ROYTHORNE	11	N/A	B FAHRNER	18.750				
152	B FAHRNER	2	155	J ASHCROFT	10	N/A	Ch Holland	18.792				
152	L ZHOU	2	155	A CARTER	10	N/A	C BLURTON	18.800				
152	B COOK	2	155	B FAHRNER	10	N/A	B GEBAUERS	18.875				
152	J FLETCHER	2	155	B COOK	10	N/A	S HENDRY	19.188				
152	A WOODHOUSE	2	155	J FLETCHER	10	N/A	D ROYTHORNE	19.375				
152	L BOWLES	2	160	L ZHOU	9	N/A	M JUBB	19.408				
152	H SMITH (95)	2	161	H SMITH (539)	8	N/A	S BENNETT	19.417				
152	J LAWSON (63)	2	162	C SLATER	7	N/A	J JOHNSON	19.500				
163	S WHITE	1	162	J LAWSON (336)	7	N/A	A HARTLEY	19.750				
163	P DUNNE	1	164	T MAKUNI	6	N/A	W PARKIN	19.813				
163	A HARTLEY	1	164	A WOODHOUSE	6	N/A	T MAKUNI	20.000				
163	C SLATER	1	164	L BOWLES (273)	6	N/A	P DUNNE	20.750				
163	P ZIMMERMANN	1	167	S WHITE	5	N/A	P MELLOR	20.882				
163	L HENDERSON	1	167	R HEATON	5	N/A	A CARTER	21.625				
163	G HADDON (26)	1	167	A HARTLEY	5	N/A	L ELMORE	21.786				
163	T MAKUNI	1	167	G HADDON (143)	5	N/A	P PURKIS	22.667				
163	R HEATON	1	171	P DUNNE	4	N/A	H VD HEUVEL	22.917				

ADULT DHORC STATISTICS 1992-2022, AFTER 650 ROUNDS

Sheet 5 of 5 (Note: Highlighted Names are Current 2022 Members, CS = Best Consecutive Results)

POLES				IQR's				WINS				FASTEST LAPS				BEST RACE LAPS				CHAMPIONSHIPS	
Pos	ADULT	No	CS	Pos	ADULT	No	CS	Pos	ADULT	No	CS	Pos	ADULT	No	CS	Pos	ADULT	No	CS	YEAR	ADULT
1	L PATEMAN	121	(7)	1	L PATEMAN	485	(19)	1	L PATEMAN	114	(4)	1	L PATEMAN	277	(14)	1	L PATEMAN	181	(6)	1992	N SISMEY
2	M CHADWICK	101	(9)	2	N SISMEY	399	(5)	2	N SISMEY	85	(4)	2	S GOODLIP	52	(5)	2	N SISMEY	90	(5)	1993	J TAGUE
3	S GOODLIP	86	(7)	3	S GOODLIP	322	(5)	3	M CHADWICK	83	(7)	3	N SISMEY	50	(4)	3	M CHADWICK	66	(3)	1994	J TAGUE
4	N SISMEY	85	(3)	4	M CHADWICK	304	(10)	3	S GOODLIP	83	(9)	3	A SMITH	50	(6)	4	S GOODLIP	65	(3)	1995	J TAGUE (3)
5	J SISMEY	50	(4)	5	J SISMEY	210	(8)	5	J SISMEY	59	(3)	5	J TAGUE	48	(5)	5	A SMITH	53	(3)	1996	M CHADWICK
6	W LANDER	42	(11)	6	W LANDER	183	(16)	6	W LANDER	41	(9)	6	J SISMEY	38	(4)	6	J SISMEY	39	(3)	1997	M CHADWICK
7	A SMITH	44	(4)	7	A SMITH	141	(4)	7	A SMITH	39	(3)	7	W LANDER	28	(5)	7	W LANDER	37	(11)	1998	N SISMEY
8	J TAGUE	26	(4)	8	J TAGUE	126	(5)	8	J TAGUE	28	(4)	8	M CHADWICK	22	(2)	8	J TAGUE	28	(3)	1999	N SISMEY
9	P REES	18	(2)	9	P REES	103	(3)	8	P REES	28	(2)	9	A McPEAKE	13	(2)	9	P REES	23	(2)	2000	M CHADWICK
10	A McPEAKE	16		10	A McPEAKE	101	(4)	10	A McPEAKE	16	(2)	10	P REES	12	(3)	10	A McPEAKE	13		2001	M CHADWICK
11	J LYMER	14		11	J NEALE	49	(6)	11	J LYMER	13	(2)	11	J NEALE	8	(2)	11	L SMITH	10	(2)	2002	S GOODLIP
12	J NEALE	9	(3)	12	L SMITH	37	(3)	12	J NEALE	9	(2)	12	L SMITH	7		12	J NEALE	5		2003	L PATEMAN
13	L SMITH	6		13	J LYMER	36	(3)	13	S ANAND	5		13	C ROYTHORNE	6		13	M ALLSOPP	6		2004	L PATEMAN
14	T BALDOCK	5	(2)	14	D GARBETT	28	(3)	13	M ALLSOPP	5		14	T BALDOCK	4		12	D GARBETT	6		2005	M CHADWICK (5)
15	D GARBETT	5		15	S ANAND	29	(2)	13	T BALDOCK	5		14	T CHADWICK	4		15	J LYMER	5		2006	W LANDER
16	S ANAND	3		16	M ALLSOPP	21	(2)	16	C ROYTHORNE	4		14	A BULLOCK	4		16	T CHADWICK	4		2007	W LANDER
16	S REVITT	3	(2)	17	T BALDOCK	19	(8)	16	L SMITH	4	(2)	17	D BRENTNALL	3		16	T BALDOCK	4	(2)	2008	W LANDER (3)
16	P LEVERS	3		18	G PEACH	17	(3)	16	D GARBETT	4		17	O PEACH	3		18	S ANAND	3		2009	J SISMEY
16	J LAMB	3		19	A TURNBULL	13	(2)	19	S LANDER	3		17	D GARBETT	3		19	S REVITT	2	(2)	2010	L PATEMAN
20	S LANDER	2		20	C ROYTHORNE	12	(2)	19	G PEACH	3		17	J LYMER	3		19	D BRENTNALL	2		2011	L PATEMAN
20	D McPEAKE	2		20	S LANDER	12	(2)	19	A TURNBULL	3		17	J LAMB	3		19	D McPEAKE	2		2012	L PATEMAN (5)
20	A BULLOCK	2		22	D McPEAKE	11		22	S REVITT	2		17	C BOWLES	3	(2)	19	R BLAKE	2		2013	J SISMEY
20	C ROYTHORNE	2		23	S REVITT	10	(5)	22	AJ McPEAKE	2		23	S REVITT	2		19	K LYE	2		2014	J SISMEY (3)
20	G PEACH	2	(2)	23	T CHADWICK	10		22	R SEAMAN	2		23	A DAVIES	2	(2)	19	P LEVERS	2		2015	N SISMEY (4)
20	C BOWLES	2		23	A BULLOCK	10	(3)	22	D McPEAKE	2		23	A TURNBULL	2		19	J LAMB	2		2016	S GOODLIP
26	T MEASHAM	1		26	T MEASHAM	9		22	T CHADWICK	2		26	M ROGERS	1		19	C ROYTHORNE	2		2017	S GOODLIP
26	K LYE	1		26	P LEVERS	9		22	J LAMB	2		26	I BRENTNALL	1		19	G PEACH	2		2018	S GOODLIP (4)
26	A DAVIES	1		26	J LAMB	9	(3)	28	K LYE	1		26	AJ McPEAKE	1		19	A TURNBULL	2		2019	A SMITH
26	A TURNBULL	1		29	N LAMBERT	7		28	R HILL	1		26	D McPEAKE	1		29	M ROGERS	1		2020	N/A
				30	T DINGLEY	6		28	R BLAKE	1		26	B JOHNSON	1		29	S MINNIS	1		2021	A SMITH (2)
				31	AJ McPEAKE	5	(2)	28	P LEVERS	1		26	S LANDER	1		29	I BRENTNALL	1			
				31	R SEAMAN	5	(3)	28	J ROYTHORNE	1		26	R SEAMAN	1		29	S PANK	1			
				31	J LEVERS	5		28	R LITHERLAND	1		26	G WESTON	1		29	T DINGLEY	1			
				34	M ROGERS	4						26	T MEASHAM	1		29	S LANDER	1			
				34	S MINNIS	4						26	J LEVERS	1		29	G WESTON	1			
				34	K LYE	4						26	R BLAKE	1		29	J LEVERS	1			
				34	C BOWLES	4						26	S ANAND	1		29	R HILL	1			
				38	D BRENTNALL	3						26	P LEVERS	1		29	S SUMNER	1			
				38	R BLAKE	3						26	J ROYTHORNE	1		29	R CROSSLAND	1			
				38	R CROSSLAND	3						26	K ALCOCK	1		29	J ROYTHORNE	1			
				41	I BRENTNALL	2										29	C BOWLES	1			
				41	R MASTERS	2															
				43	P FOXLEY	1															
				43	S PANK	1															
				43	G WESTON	1															
				43	A FEARN	1															
				43	K PAYNE	1															
				43	J ROYTHORNE	1															
				43	K ALCOCK	1															
				43	A DAVIES	1															
				43	R LITHERLAND	1															
				43	J CHELL	1															

IQR Means Individual Qualifying Rounds I.E. Yellow, Green, Red and Blue Lane on a Normal Club Night

JUNIOR STATISTICS 1992-2022 - AFTER 650 CLUB NIGHTS

Sheet 1 of 4 (Note: Highlighted Names are Current 2022 Members, CS = Best Consecutive Results)

MEETINGS ATTENDED		RACES COMPLETED		DRIVER RANKING		FINALS WON						
Pos	JUNIOR	No	Pos	JUNIOR	No	Pos	JUNIOR	No	CS			
1	A TURNBULL	152	1	R LITHERLAND	917	1	* L SMITH	1.113	1	R LITHERLAND	61	(5)
1	R LITHERLAND	152	2	A TURNBULL	905	2	* A HUGHES	1.175	2	J HENRY	59	(3)
3	T CHADWICK	147	3	L TURNBULL	807	3	* AJ McPEAKE	1.275	3	A HALL	56	
4	L TURNBULL	133	4	T CHADWICK	774	4	J MELLOR	1.400	3	A TURNBULL	56	(2)
5	F HOLMES	130	5	F HOLMES	769	5	* J HENRY	1.438	5	T CHADWICK	51	
6	G REYES-ENGLAND	128	6	G REYES-ENGLAND	766	6	* A HALL	1.475	6	J SISMEY	47	
7	J HENRY	127	7	J HENRY	658	7	* L BOWLES	1.588	7	J MELLOR	36	
8	J SISMEY	120	8	J SISMEY	654	8	* R LITHERLAND	1.600	8	H SMITH	34	(2)
9	R REES	103	9	Z ROYTHORNE	602	9	* T MEASHAM	1.638	9	L SMITH	33	
10	Z ROYTHORNE	100	10	T MEASHAM	550	10	* A TURNBULL	1.663	10	P CONNALLY	32	(2)
11	P CONNALLY	95	11	L BROOKS	539	11	* T CHADWICK	1.825	11	M MINNIS	31	(2)
12	C BRENTNALL	94	12	H SMITH	531	12	* J SISMEY	1.838	11	A HUGHES	31	
13	T MEASHAM	93	13	B ROYTHORNE	504	13	* H SMITH	1.950	13	AJ McPEAKE	30	(2)
13	H SMITH	93	14	P CONNALLY	500	14	* M MINNIS	2.000	13	C BRENTNALL	30	(2)
15	B ROYTHORNE	84	15	A HALL	490	15	J PATEMAN	2.025	13	J PATEMAN	30	
16	L BROOKS	83	16	C BRENTNALL	486	16	* J LAWSON	2.038	13	G REYES-ENGLAND	30	
17	J MELLOR	82	17	J MELLOR	481	17	* P CONNALLY	2.175	17	C BOWLES	28	
18	A HALL	80	18	R REES	467	18	* C BRENTNALL	2.275	17	L TURNBULL	28	(2)
19	C BOWLES	78	19	J PATEMAN	428	19	* C BULLOCK	2.300	19	F HOLMES	26	
20	T PANK	74	20	C BOWLES	402	20	* C BOWLES	2.313	20	B ROYTHORNE	25	(2)
21	J PATEMAN	71	21	C BULLOCK	391	21	* K ASHWORTH	2.613	20	Z ROYTHORNE	25	(3)
22	M MINNIS	68	22	K LEVERS	381	22	* N GULL	2.763	22	R REES	24	
23	C BULLOCK	66	23	T PANK	378	23	* T PANK	2.800	23	J STEVENSON	23	
23	K LEVERS	66	24	A HUGHES	372	24	* Z ROYTHORNE	3.038	23	T MEASHAM	23	(3)
25	AJ McPEAKE	65	24	Ca HOLLAND	372	25	* K LEVERS	3.125	25	L BROOKS	21	(2)
26	A HUGHES	61	26	J MARTINEZ	369	26	* K ALI	3.188	25	L BOWLES	21	
26	Ca HOLLAND	61	27	L SMITH	352	27	L TURNBULL	3.238	27	T PANK	20	
26	J LAWSON	61	27	M LITHERLAND	352	28	* B ROYTHORNE	3.250	28	J LAWSON	17	(2)
29	J MARTINEZ	59	29	M MINNIS	343	29	* P WALKER	3.325	29	K LEVERS	15	
30	L SMITH	55	30	J LAWSON	329	30	* J LISTER	3.700	30	D BARKER	14	
31	J STEVENSON	54	31	AJ McPEAKE	326	31	* T GREEN	3.725	30	M LITHERLAND	14	
32	M LITHERLAND	53	32	B BROOKS	325	32	* P MARTIN	3.763	32	J MARTINEZ	13	
33	L BOWLES	52	33	D PAUL	308	32	* R COOK	3.763	33	C DAVENPORT	12	
34	D BARKER	51	34	L CHADWICK	277	34	* C DAVENPORT	3.775	33	K ALI	12	
34	B BROOKS	51	35	J STEVENSON	276	35	* S SLATER	3.813	33	D PAUL	12	(2)
36	D PAUL	49	36	L BOWLES	267	36	* K SCHOFIELD	3.888	36	M McNULTY	10	
37	S SCHULE	47	37	D BARKER	266	37	* K COOK	4.050	36	P MARTIN	10	
37	L CHADWICK	47	38	P MARTIN	263	38	* F HOLMES	4.250	36	S BOWMAN	10	
39	P WALKER	46	39	S BOWMAN	244	39	* G HADDON	4.500	39	G HADDON	9	
40	P MARTIN	45	40	P WALKER	236	40	* E HENRY	4.650	39	T GREEN	9	
41	J LISTER	41	41	S SCHULE	234	41	* G REYES-ENGLAND	4.738	39	N GULL	9	
41	S BOWMAN	41	41	J LISTER	234	42	A OXSPRING	4.750	39	M BRADLEY	9	
43	J HAGUES	38	43	J HAGUES	221	43	* R REES	4.800	43	K SCHOFIELD	8	
44	K ALI	30	44	R COOK	197	44	* M BRADLEY	4.900	43	L CHADWICK	8	
45	M McNULTY	29	45	M BRADLEY	194	45	* D BARKER	5.038	43	C BULLOCK	8	
45	J BULLOCK	29	46	D JACKSON	190	46	* J STEVENSON	5.125	43	B BROOKS	8	(2)
45	R COOK	29	47	I BRADLEY	189	47	* R HUGHES	5.275	43	Ca HOLLAND	8	
45	A OXSPRING	29	48	K ALI	185	48	* J ELMORE	5.600	43	H TAYLOR	8	
45	I BRADLEY	29	48	E JACKSON	185	48	* J MARTINEZ	5.600	49	R LEY	7	
45	M BRADLEY	29	50	N BRADFORD	172	50	* M SEO	5.675	49	A CHATTLE	7	

(Driver Ranking = Average Position In Qualifying, Final Position, Fastest Lap & Race Laps Over Last 20 club nights)

JUNIOR STATISTICS 1992-2022 - AFTER 650 CLUB NIGHTS

Sheet 2 of 4 (Note: Highlighted Names are Current 2022 Members, CS = Best Consecutive Results)

MEETINGS ATTENDED		RACES COMPLETED		DRIVER RANKING		FINALS WON					
Pos	JUNIOR	No	Pos	JUNIOR	No	Pos	JUNIOR	No	CS		
45	D JACKSON	29	51	A BRADFORD	169	51	* A CHATTLE	5.863	49	A BRADFORD	7
52	C DAVENPORT	28	52	M SEO	163	52	* L CHADWICK	6.025	52	S SLATER	6 (2)
52	E HENRY	28	52	K COOK	163	53	* J WATSON	6.063	52	P WALKER	6 (2)
52	E JACKSON	28	52	A OXSPRING	163	54	* M LITHERLAND	6.250	52	G CONNALLY	6
55	K SCHOFIELD	27	52	S ROYTHORNE	163	55	* M McNULTY	6.288	52	E HENRY	6
56	N GULL	26	56	N GULL	156	56	* J BULLOCK	6.300	52	R COOK	6
56	N BRADFORD	26	57	M McNULTY	154	57	* B BROOKS	6.488	52	E JACKSON	6
58	G HADDON	25	57	J PERRY	154	58	* D PAUL	6.550	52	D JACKSON	6 (2)
58	A BRADFORD	25	59	R HUGHES	151	59	* D JACKSON	7.088	52	T JAMES	6 (2)
58	S ROYTHORNE	25	60	J BULLOCK	150	60	* H TAYLOR	7.513	52	J HAGUES	6 (2)
61	K COOK	24	61	C DAVENPORT	149	61	* S SCHULE	7.825	61	L HAWLEY	5
61	J PERRY	24	62	K SCHOFIELD	144	62	* S BOWMAN	8.050	61	J BULLOCK	5
63	A CHATTLE	23	63	E HENRY	143	63	* E STOTT-ZAFIROPOULOS	8.063	61	A HARTLEY	5 (2)
63	L STOTT-ZAFIROPOULOS	23	64	G HADDON	138	64	* S MAFFIN	8.275	61	B CARRINGTON	5
63	J ELMORE	23	65	A CHATTLE	136	65	* L BROOKS	8.475	61	K ASHWORTH	5
66	J WATSON	22	66	L STOTT-ZAFIROPOULOS	135	66	* S MARTINEZ	8.600	61	M WARREN	5
66	R MAFFIN	22	67	H TAYLOR	134	67	* T SHARP	8.663	61	K COOK	5
66	T GREEN	22	68	K ASHWORTH	132	68	* L STOTT-ZAFIROPOULOS	8.900	61	N BRADFORD	5
66	R HUGHES	22	68	J ELMORE	132	69	* Ca HOLLAND	8.913	61	I PAUL	5 (2)
66	E STOTT-ZAFIROPOULOS	22	70	T JAMES	131	70	* R MAFFIN	8.988	70	A REES	4
71	K ASHWORTH	21	71	E STOTT-ZAFIROPOULOS	130	71	* N BRADFORD	9.550	70	J WATSON	4
71	H TAYLOR	21	72	B RILEY	124	72	* I BRADLEY	9.688	70	T SHARP	4
71	S MARTINEZ	21	73	T GREEN	119	73	* J HAGUES	9.800	70	M WATTS	4
74	S SLATER	20	74	S MARTINEZ	117	74	* S ROYTHORNE	10.000	70	J LISTER	4
74	T SHARP	20	75	J WATSON	113	75	* A BRADFORD	10.775	70	B JEFFRIES	4
74	S MAFFIN	20	76	R MAFFIN	109	76	T JAMES	10.863	70	E STOTT-ZAFIROPOULOS	4
74	T JAMES	20	77	S SLATER	108	77	* E JACKSON	12.500	70	L STOTT-ZAFIROPOULOS	4
78	B RILEY	19	77	B CARRINGTON	108	78	* J PERRY	13.813	70	J ELMORE	4
79	B CARRINGTON	18	79	T SHARP	103	N/A	J WOODHOUSE	2.000	70	S ROYTHORNE	4
80	R LEY	17	79	J GRATTON	103	N/A	L CAPEWELL	2.438	80	A PANK	3
80	G CONNALLY	17	81	S MAFFIN	99	N/A	J THOMPSON	2.708	80	C CLARK	3
80	J GRATTON	17	82	M WARREN	98	N/A	S GILLARD	2.725	80	R HUGHES	3
83	A HARTLEY	15	83	F McCANDLESS	96	N/A	M WARREN	2.817	80	J PERRY	3
83	J MOSEDALE	15	84	R LEY	92	N/A	A WATHEY	3.545	80	J BLURTON	3
83	M WARREN	15	85	G CONNALLY	91	N/A	K JACKSON	3.563	80	J THOMPSON	3
86	C KAVANAGH	13	86	A HARTLEY	83	N/A	T REES	3.667	86	C WOODCOCK	2
86	M WATTS	13	87	A WATHEY	72	N/A	S TAGUE	3.813	86	Mat McNULTY	2
88	J DOBBINS	12	87	J MOSEDALE	72	N/A	A FEARN	3.850	86	J MOSEDALE	2
88	F McCANDLESS	12	87	B JEFFRIES	72	N/A	N ZIMMERMANN	3.969	86	D SPENCER	2
88	J THOMPSON	12	90	M WATTS	69	N/A	R LEY	4.103	86	N ZIMMERMANN	2
91	A PANK	11	91	I PAUL	68	N/A	E DOYLE	4.125	86	A OXSPRING	2
91	A WATHEY	11	92	C KAVANAGH	65	N/A	C CLARK	4.179	86	L BLAKE	2
91	N McDONALD	11	93	D JEFFRIES	62	N/A	D SPENCER	4.375	86	D JEFFRIES	2 (2)
94	S GILLARD	10	94	A FEARN	61	N/A	N BLACK	4.375	86	J GRATTON	2
94	A FEARN	10	94	I MATTHEWS	61	N/A	M BUCKLEY	4.417	86	F McCANDLESS	2
94	I MATTHEWS	10	96	J DOBBINS	60	N/A	M WESTON	4.438	86	I BRADLEY	2
94	E DOYLE	10	97	A PANK	58	N/A	T KERR	4.458	86	E PAUL	2 (2)
98	L HAWLEY	9	98	N McDONALD	57	N/A	L BLAKE	4.500	86	B RILEY	2
98	D NEALE	9	99	J BLURTON	56	N/A	M YEOMANS	4.563	86	J McDONALD	2
98	C WOODCOCK	9	100	Ca BLURTON	55	N/A	I MATTHEWS	5.075	86	T KERR	2

JUNIOR STATISTICS 1992-2022 - AFTER 650 CLUB NIGHTS

Sheet 3 of 4 (Note: Highlighted Names are Current 2022 Members, CS = Best Consecutive Results)

MEETINGS ATTENDED		RACES COMPLETED		DRIVER RANKING		FINALS WON					
Pos	JUNIOR	No	Pos	JUNIOR	No	Pos	JUNIOR	No	CS		
98	Mat McNULTY	9	101	E PAUL	54	N/A	J DOBBINS	5.083	86	E DOYLE	2
98	B JEFFRIES	9	102	N ZIMMERMANN	51	N/A	N McDONALD	5.114	102	S GILLARD	1
98	D JEFFRIES	9	103	S GILLARD	50	N/A	A HARTLEY	5.212	102	C KAVANAGH	1
98	I PAUL	9	103	L HAWLEY	50	N/A	B REES	5.350	102	D NEALE	1
98	E PAUL	9	105	S LIVESEY	49	N/A	J MOSEDALE	5.462	102	A MILNER	1
106	M SEO	8	106	C BARTLETT	48	N/A	M WILLIS	5.750	102	T REES	1
106	TI REES	8	107	Mat McNULTY	47	N/A	B CARRINGTON	5.847	102	R MAFFIN	1
106	C BARTLETT	8	108	C WOODCOCK	46	N/A	J McDONALD	6.458	102	T ALLDREAD	1
106	Ca BLURTON	8	109	D NEALE	44	N/A	B JEFFRIES	6.472	102	M HART	1
106	J BLURTON	8	110	J THOMPSON	42	N/A	L BELL	6.550	102	S MAFFIN	1
111	A MILNER	7	111	C CLARK	41	N/A	D GEBAUERS	6.750	102	D GEBAUERS	1
111	A REES	7	112	TI REES	40	N/A	D NEALE	7.083	102	L BELL	1
111	C CLARK	7	113	A REES	38	N/A	L HAWLEY	7.083	102	M SEO	1
111	N ZIMMERMANN	7	113	J McDONALD	38	N/A	D JEFFRIES	7.111	102	A FEARN	1
111	M BUCKLEY	7	115	A MILNER	36	N/A	Mat McNULTY	7.167	102	I MATTHEWS	1
116	M HART	6	115	E DOYLE	36	N/A	C BARTLETT	7.344	102	M WILLIS	1
116	S LIVESEY	6	117	B REES	35	N/A	J GRATTON	7.426	102	B REES	1
116	SM BLURTON	6	118	M BUCKLEY	33	N/A	M WATTS	7.519	102	S TAGUE	1
116	J McDONALD	6	119	M HART	31	N/A	C WOODCOCK	8.056	102	L CAPEWELL	1
116	T KERR	6	119	A PARKIN	31	N/A	R FREEMAN	8.417	102	M BUCKLEY	1
121	L BELL	5	119	SM BLURTON	31	N/A	H MOHAMMED	8.500	102	S LIVESEY	1
121	B REES	5	122	L PARKIN	30	N/A	G CONNALLY	8.588	102	L PARKIN	1
121	L BLAKE	5	123	K JACKSON	29	N/A	B RILEY	8.697	102	A PARKIN	1
121	A PARKIN	5	123	M WESTON	29	N/A	A STOTT	8.750	102	R FREEMAN	1
121	L PARKIN	5	123	R FREEMAN	29	N/A	A MILNER	8.786	102	S MARTINEZ	1
126	D SPENCER	4	126	L BELL	26	N/A	M HART	9.417	102	J WOODHOUSE	1
126	M YEOMANS	4	126	M YEOMANS	26	N/A	Ca BLURTON	9.594	102	E DOYLE	1
126	M WILLIS	4	128	S TAGUE	24	N/A	J BLURTON	9.781			
126	S TAGUE	4	128	T KERR	24	N/A	A PANK	10.114			
126	K JACKSON	4	130	D SPENCER	23	N/A	T ALLDREAD	10.167			
126	L CAPEWELL	4	131	M WILLIS	20	N/A	E GIBBS	10.417			
126	M WESTON	4	131	L CAPEWELL	20	N/A	F McCANDLESS	10.558			
133	T REES	3	133	T REES	16	N/A	C KAVANAGH	10.692			
133	D ALLDREAD	3	133	T ALLDREAD	16	N/A	TI REES	10.719			
133	T ALLDREAD	3	133	D GEBAUERS	16	N/A	D ALLDREAD	10.750			
133	D GEBAUERS	3	136	D ALLDREAD	15	N/A	A REES	10.786			
133	E GIBBS	3	136	E GIBBS	15	N/A	SM BLURTON	10.833			
133	R FREEMAN	3	138	H MOHAMMED	14	N/A	A PARKIN	11.300			
139	N BLACK	2	139	L BLAKE	13	N/A	E PAUL	11.806			
139	J WOODHOUSE	2	140	N BLACK	10	N/A	L PARKIN	12.900			
141	H MOHAMMED	1	141	J WOODHOUSE	6	N/A	S LIVESEY	13.083			
141	A STOTT	1	142	A STOTT	5	N/A	I PAUL	13.667			

JUNIOR DHORC STATISTICS 1992-2022, AFTER 650 ROUNDS

Sheet 4 of 4 (Note: Highlighted Names are Current 2022 Members, CS = Best Consecutive Results)

POLES				IQR's				WINS				FASTEST LAPS				BEST RACE LAPS				CHAMPIONSHIPS	
Pos	JUNIOR	No	CS	Pos	JUNIOR	No	CS	Pos	JUNIOR	No	CS	Pos	JUNIOR	No	CS	Pos	JUNIOR	No	CS	YEAR	JUNIOR
1	R LITHERLAND	61	(6)	1	J SISMEY	215	(14)	1	A HALL	49	(13)	1	J SISMEY	59	(11)	1	R LITHERLAND	63	(7)	1992	S SLATER
2	J SISMEY	56	(11)	2	R LITHERLAND	201	(12)	2	R LITHERLAND	46	(5)	2	R LITHERLAND	59	(7)	2	T CHADWICK	51	(7)	1993	M MINNIS
3	J MELLOR	48	(10)	3	A TURNBULL	194	(16)	3	J SISMEY	45	(6)	3	A HALL	45	(15)	3	A HALL	50	(16)	1994	M MINNIS
4	A TURNBULL	44	(5)	4	J MELLOR	193	(15)	4	A TURNBULL	45	(5)	4	T CHADWICK	43	(6)	4	J SISMEY	45	(11)	1995	AJ McPEAKE
5	A HALL	42	(11)	5	A HALL	177	(22)	5	T CHADWICK	44	(5)	5	A HUGHES	35	(12)	5	AJ McPEAKE	33	(6)	1996	AJ McPEAKE
6	AJ McPEAKE	34	(12)	6	T CHADWICK	185	(13)	6	J MELLOR	35	(3)	6	AJ McPEAKE	33	(7)	5	L SMITH	33	(20)	1997	C BRENTNALL
7	T CHADWICK	33	(4)	7	L SMITH	135	(29)	7	L SMITH	33	(9)	6	L SMITH	33	(15)	5	J MELLOR	33	(6)	1998	T PANK
7	L SMITH	33	(18)	8	M MINNIS	128	(10)	8	M MINNIS	31	(9)	8	M MINNIS	30	(6)	8	A HUGHES	32	(11)	1999	C BOWLES
9	J HENRY	31	(6)	9	AJ McPEAKE	123	(8)	9	AJ McPEAKE	29	(6)	9	J PATEMAN	29	(5)	9	J PATEMAN	31	(6)	2000	J HENRY
10	M MINNIS	30	(8)	10	A HUGHES	112	(24)	10	J HENRY	28	(4)	10	A TURNBULL	28	(4)	9	A TURNBULL	31	(4)	2001	J HENRY
11	J PATEMAN	29	(6)	11	J HENRY	110	(12)	10	J PATEMAN	28	(4)	11	J HENRY	25	(5)	11	M MINNIS	27	(8)	2002	T CHADWICK
12	A HUGHES	28	(11)	12	J PATEMAN	104	(6)	12	A HUGHES	22	(6)	11	J MELLOR	25	(6)	12	J HENRY	25	(6)	2003	J SISMEY
13	C BRENTNALL	24	(8)	13	T MEASHAM	93	(11)	13	C BRENTNALL	18	(3)	13	C BRENTNALL	20	(7)	13	C BRENTNALL	22	(7)	2004	J SISMEY
14	T MEASHAM	20	(5)	14	C BRENTNALL	87	(5)	13	T MEASHAM	18	(3)	13	T PANK	20	(5)	14	Z ROYTHORNE	17	(6)	2005	T CHADWICK
15	T PANK	16	(2)	15	C BOWLES	56	(4)	15	C BOWLES	15	(2)	15	K LEVERS	15	(3)	15	T PANK	15	(3)	2006	T MEASHAM
16	L BOWLES	14	(7)	16	F HOLMES	52	(3)	16	K LEVERS	13	(3)	15	H SMITH	15	(4)	16	L BOWLES	14	(7)	2007	A HUGHES
17	C BOWLES	11	(3)	17	T PANK	51	(4)	17	T PANK	12	(2)	17	B ROYTHORNE	14	(4)	17	C BOWLES	13	(2)	2008	L SMITH
18	N GULL	9	(3)	18	P CONNALLY	44	(9)	17	L BOWLES	12	(6)	17	Z ROYTHORNE	14	(4)	17	K LEVERS	13	(3)	2009	L SMITH
18	H SMITH	9	(4)	19	K LEVERS	42	(4)	18	H SMITH	11	(3)	18	L BOWLES	13	(5)	19	P CONNALLY	12	(3)	2010	K LEVERS
18	J LAWSON	9	(4)	20	Z ROYTHORNE	40	(2)	20	F HOLMES	10	(2)	20	P CONNALLY	10	(3)	19	T MEASHAM	12	(3)	2011	J MELLOR
21	P CONNALLY	7	(3)	21	L BOWLES	31	(10)	20	Z ROYTHORNE	10	(2)	20	T MEASHAM	10	(2)	21	N GULL	10	(3)	2012	J MELLOR
21	K ASHWORTH	7	(2)	22	N GULL	29	(4)	22	J LAWSON	8	(3)	22	N GULL	9	(4)	22	H SMITH	9	(4)	2013	J PATEMAN
21	K LEVERS	7	(2)	23	B ROYTHORNE	24	(4)	23	P CONNALLY	7	(2)	23	J LAWSON	8	(3)	23	J LAWSON	8	(3)	2014	A HALL
21	Z ROYTHORNE	7	(2)	24	R REES	23	(2)	23	N GULL	7	(2)	24	C BOWLES	7	(2)	24	K ASHWORTH	5	(2)	2015	K HALL
25	B ROYTHORNE	6	(2)	25	K ASHWORTH	21	(5)	25	J STEVENSON	5	(2)	25	P MARTIN	6	(2)	24	B ROYTHORNE	5	(2)	2016	R LITHERLAND
26	F HOLMES	5	(2)	25	H SMITH	21	(6)	25	R REES	5	(2)	26	K ASHWORTH	5	(2)	26	M WARREN	4	(2)	2017	R LITHERLAND
27	G HADDON	3	(2)	27	L TURNBULL	18	(2)	25	K ALI	5	(3)	26	J LISTER	5	(2)	26	J LISTER	4	(2)	2018	A TURNBULL
27	S GILLARD	3	(2)	28	J LAWSON	17	(4)	25	C BULLOCK	5	(2)	26	F HOLMES	5	(2)	28	C DAVENPORT	3	(2)	2019	A TURNBULL
27	S SLATER	3	(2)	29	K ALI	16	(5)	25	K ASHWORTH	5	(2)	29	D BARKER	4	(2)	28	S SLATER	3	(2)	2020	NA
27	C BULLOCK	3	(2)	29	J LISTER	16	(2)	30	G HADDON	4	(2)	29	Ca HOLLAND	4	(2)	28	D BARKER	3	(2)	2021	H SMITH
27	M WARREN	3	(2)	31	C BULLOCK	14	(4)	30	M WARREN	4	(2)	31	C DAVENPORT	3	(2)	31	K ALI	2	(2)		
27	J LISTER	3	(2)	32	M WARREN	13	(2)	30	J LISTER	4	(2)	31	M WARREN	3	(2)	31	C BULLOCK	2	(2)		
27	L TURNBULL	3	(2)	33	S GILLARD	12	(3)	30	B ROYTHORNE	4	(2)	31	M BUCKLEY	3	(2)	31	L BLAKE	2	(2)		
34	J STEVENSON	2	(2)	34	C DAVENPORT	10	(2)	34	S SLATER	3	(2)	34	S SLATER	2	(2)	31	P MARTIN	2	(2)		
34	R REES	2	(2)	34	G HADDON	10	(2)	34	K SCHOFIELD	3	(2)	34	J STEVENSON	2	(2)	31	F HOLMES	2	(2)		
34	Ca HOLLAND	2	(2)	34	P MARTIN	10	(2)	34	L TURNBULL	3	(2)	34	R REES	2	(2)	31	G REYES-ENGLAND	2	(2)		
34	A CHATTLE	2	(2)	37	S SLATER	9	(4)	37	C DAVENPORT	2	(2)	34	K ALI	2	(2)	37	S GILLARD	1	(2)		
38	C DAVENPORT	1	(2)	37	R COOK	9	(2)	37	L BLAKE	2	(2)	34	M LITHERLAND	2	(2)	37	K SCHOFIELD	1	(2)		
38	K ALI	1	(2)	39	K COOK	8	(3)	37	A CHATTLE	2	(2)	39	K SCHOFIELD	1	(2)	37	G HADDON	1	(2)		
38	K COOK	1	(2)	40	J STEVENSON	6	(2)	37	P MARTIN	2	(2)	39	J BULLOCK	1	(2)	37	J STEVENSON	1	(2)		
38	R COOK	1	(2)	40	Ca HOLLAND	6	(2)	37	G REYES-ENGLAND	2	(2)	39	A HARTLEY	1	(2)	37	E HENRY	1	(2)		
38	L BLAKE	1	(2)	42	D BARKER	4	(2)	42	S GILLARD	1	(2)	39	C BULLOCK	1	(2)	37	J BULLOCK	1	(2)		
38	P MARTIN	1	(2)	42	C CLARK	4	(3)	42	E HENRY	1	(2)	39	K COOK	1	(2)	37	C CLARK	1	(2)		
38	B JEFFRIES	1	(2)	42	R HUGHES	4	(2)	42	J BULLOCK	1	(2)	39	K JACKSON	1	(2)	37	R REES	1	(2)		
38	M LITHERLAND	1	(2)	42	B BROOKS	4	(2)	42	S TAGUE	1	(2)	39	M BRADLEY	1	(2)	37	K COOK	1	(2)		
38	D PAUL	1	(2)	46	K SCHOFIELD	3	(2)	42	L CAPEWELL	1	(2)	39	J ELMORE	1	(2)	37	S TAGUE	1	(2)		
				46	M McNILTY	3	(2)	42	M BUCKLEY	1	(2)	39	D PAUL	1	(2)	37	K JACKSON	1	(2)		
				46	K JACKSON	3	(2)	42	B JEFFRIES	1	(2)	39	S ROYTHORNE	1	(2)	37	A WATHEY	1	(2)		
				46	A WATHEY	3	(2)	42	M LITHERLAND	1	(2)					37	Ca HOLLAND	1	(2)		
				46	A CHATTLE	3	(2)	42	J THOMPSON	1	(2)					37	M BUCKLEY	1	(2)		
				46	B JEFFRIES	3	(2)	42	J WOODHOUSE	1	(2)					37	A CHATTLE	1	(2)		
				46	D PAUL	3	(2)	42	E DOYLE	1	(2)					37	M BRADLEY	1	(2)		
				53	J WATSON	2	(2)									37	M LITHERLAND	1	(2)		
				53	S SCHULE	2	(2)									37	L TURNBULL	1	(2)		
				53	E HENRY	2	(2)									37	J WOODHOUSE	1	(2)		
				53	J BULLOCK	2	(2)									37	E DOYLE	1	(2)		
				53	S TAGUE	2	(2)														
				53	M BRADLEY	2	(2)														
				53	M WESTON	2	(2)														
				53	M LITHERLAND	2	(2)														
				53	E STOTT-ZAFIROPOULOS	2	(2)														
				53	L BROOKS	2	(2)														
				53	D JACKSON	2	(2)														
				64	P WALKER	1	(2)														
				64	T SHARP	1	(2)														
				64	R LEY	1	(2)														
				64	A HARTLEY	1	(2)														
				64	J MOSEDALE	1	(2)														
				64	D SPENCER	1	(2)														
				64	T REES	1	(2)														
				64	M YEOMANS	1	(2)														
				64	A OXSPRING	1	(2)														
				64	L BLAKE	1	(2)														
				64	J GRATTON	1	(2)														
				64	G REYES-ENGLAND	1	(2)														
				64	S ROYTHORNE	1	(2)														
				64	J MARTINEZ	1	(2)														
				64	J THOMPSON	1	(2)														
				64	R HUGHES	1	(2)														

IQR Means Individual Qualifying Rounds I.E. Yellow, Green, Red and Blue Lane on a Normal Club Night

Outright Track Record Holders After DHORC 650

Adults

Pos	Name	Qualifying	F1	GC	F1	GC	Total
			Fastest Laps	Fastest Laps	Race Laps	Race Laps	
1	L Pateman	31	43	64	27	47	212
2	S Goodlip	20	35	10	30	17	112
3	A Smith	26	13	25	13	23	100
4	N Sismey	15	8	11	15	16	65
5	J Sismey	15	7	8	14	13	57
6	M Chadwick	12			8	9	29
7	W Lander	9	5	3	6		23
8	P Rees	3	3		11	3	20
9	A McPeake	4	3	5	7		19
10	J Tague	4	3	2	3	5	17
11	J Lymer	4	2	1	2	1	10
12	T Baldock	3	1	1	1	2	8
13	L Smith	2	1	3			6
13	A Turnbull	1	2		3		6
15	D Garbett	1		1	2	1	5
15	C Roythorne		2	2		1	5
17	J Neale				2	1	3
17	S Anand	1			1	1	3
17	T Chadwick		1		2		3
17	J Lamb	1		1	1		3
21	M Allsopp				2		2
21	S Lander			1	1		2
21	C Bowles	1	1				2
24	G Peach		1				1
24	D McPeake		1				1
24	J Roythorne				1		1
24	S Pank				1		1
Total		143	122	129	136	134	716

Note: Some Record Can Be Held By More Than One Member - Highlighted Names 2022 Members

Outright Track Record Holders After DHORC 650

Juniors

Pos	Name	Qualifying	F1	GC	F1	GC	Total
			Fastest Laps	Fastest Laps	Race Laps	Race Laps	
1	A Turnbull	31	22	16	34	17	120
2	R Litherland	24	21	26	14	28	113
3	J Sismey	15	15	12	11	17	70
4	A Hall	12	9	7	13	12	53
5	T Chadwick	7	6	10	7	19	49
6	AJ McPeake	10	9	4	9	4	36
7	T Measham	6	4	1	13	3	27
7	J Henry	2	9	5	9	2	27
9	J Mellor	10	4	4	2	4	24
10	H Smith	8	4	5	3	3	23
11	L Bowles	9	3	3	2	5	22
12	M Minnis	6	2	4	2	5	19
13	Z Roythorne	2	2	6		8	18
14	J Pateman	4	4	5	1	3	17
15	B Roythorne	1	1	6		2	10
16	F Holmes	1	3	2	3		9
16	C Brentnall		2	3		4	9
16	J Lawson	1	2	2	3	1	9
19	A Hughes	2	1	5			8
19	L Smith		4		4		8
21	T Pank		1	3	2		6
21	C Bowles	2	1		1	2	6
23	P Connally		1	3			4
23	R Rees	1	1	1		1	4
23	K Ashworth	1	1	1		1	4
23	L Turnbull	1	1		2		4
27	K Levers		1		1	1	3
28	P Martin		1		1		2
28	N Gull		1		1		2
30	Ca Holland			1			1
30	E Henry		1				1
30	C Clark					1	1
30	K Ali				1		1
30	B Brooks				1		1
30	J Elmore		1				1
30	S Roythorne			1			1
30	A Hartley			1			1
Total		156	138	137	140	143	714

Note: Some Record Can Be Held By More Than One Member - Highlighted Names 2022 Members

DHORC Statistics 2022

Poles		Adult			Junior			Poles	
Records		Name	Total	2022	Name	Total	2022	Records	
All Time		L Pateman	121	9	L Bowles	14	12	All Time	
L Pateman	121	S Goodlip	86	2	H Smith	9	4	R Litherland	61
Season		N Sismey	85		J Lawson	9	4	Season	
S Goodlip	17	A Smith	44	6				L Smith	21
		P Rees	18	1					
		D Garbett	5						
		J Lamb	3						
		G Peach	2						
		C Bowles	2	1					
		A Turnbull	1	1					
Race Wins		Adult			Junior			Race Wins	
Records		Name	Total	2022	Name	Total	2022	Records	
All Time		L Pateman	114	5	L Bowles	12	10	All Time	
L Pateman	114	N Sismey	85	1	H Smith	11	2	A Hall	49
Season		S Goodlip	83	4	J Lawson	8	5	Season	
W Lander	16	A Smith	39	6	J Thompson	1	1	L Smith	20
		P Rees	28	1	J Woodhouse	1	1	A Hall	20
		D Garbett	4		E Doyle	1	1		
		G Peach	3						
		A Turnbull	3	2					
		J Lamb	2						
		R Litherland	1						
Fast Laps		Adult			Junior			Fast Laps	
Records		Name	Total	2022	Name	Total	2022	Records	
All Time		L Pateman	277	9	H Smith	15	5	All Time	
L Pateman	277	S Goodlip	52	5	L Bowles	13	10	J Sismey	59
Season		N Sismey	50		J Lawson	8	5	Season	
L Pateman	19	A Smith	50	7				L Smith	21
A Smith	19	P Rees	12						
		G Peach	3						
		D Garbett	3						
		C Bowles	3						
		J Lamb	2						
		A Turnbull	2						
Race Laps		Adult			Junior			Race Laps	
Records		Name	Total	2022	Name	Total	2022	Records	
All Time		L Pateman	181	7	L Bowles	14	11	All Time	
L Pateman	181	N Sismey	90	1	H Smith	9	2	R Litherland	63
Season		S Goodlip	65	3	J Lawson	8	5	Season	
W Lander	16	A Smith	53	7	J Woodhouse	1	1	A Hall	22
		P Rees	23	2	E Doyle	1	1		
		D Garbett	6						
		J Lamb	2						
		G Peach	2						
		A Turnbull	2	1					
		C Bowles	1	1					

Current Members Best Ever Position Records after DHORC 650																			
Qualifying				Final Position				Fastest Laps				Race Laps							
Pos	Adult	DHORC	Gap	Date	Pos	Adult	DHORC	Gap	Date	Pos	Adult	DHORC	Gap	Date	Pos	Adult	DHORC	Gap	Date
1	A Smith	650	0	27-Sep-22	1	A Smith	650	0	27-Sep-22	1	A Smith	650	0	27-Sep-22	1	A Smith	650	0	27-Sep-22
1	L Pateman	648	2	09-Aug-22	1	A Turnbull	649	1	27-Sep-22	1	L Pateman	648	2	09-Aug-22	1	P Rees	649	1	27-Sep-22
1	C Bowles	647	3	09-Aug-22	1	L Pateman	648	2	09-Aug-22	1	S Goodlip	643	7	07-Jun-22	1	L Pateman	648	2	09-Aug-22
1	S Goodlip	643	7	07-Jun-22	1	N Sismey	645	5	28-Jun-22	1	A Turnbull	625	25	19-Oct-22	1	C Bowles	647	3	09-Aug-22
1	P Rees	640	10	26-Apr-22	1	S Goodlip	643	7	07-Jun-22	1	J Lamb	616	34	11-Feb-20	1	N Sismey	645	5	28-Jun-22
1	A Turnbull	635	15	22-Feb-22	1	P Rees	631	19	11-Jan-22	1	C Bowles	612	38	07-Nov-19	1	S Goodlip	643	7	07-Jun-22
1	D Garbett	625	25	19-Oct-21	1	R Litherland	624	26	28-Sep-21	1	L Smith	591	59	23-Feb-19	1	A Turnbull	635	15	22-Feb-22
1	J Lamb	616	34	11-Feb-20	1	D Garbett	611	39	29-Oct-19	1	D Garbett	582	68	23-Oct-18	1	D Garbett	611	39	29-Oct-19
1	N Sismey	613	37	07-Jan-20	1	L Smith	566	84	24-Feb-18	1	G Peach	565	85	24-Feb-18	1	L Smith	579	71	04-Sep-18
1	L Smith	591	59	23-Feb-19	1	J Lamb	538	112	25-Feb-17	1	N Sismey	511	139	27-Feb-16	1	G Peach	565	85	24-Feb-18
1	G Peach	565	85	24-Feb-18	1	G Peach	537	113	25-Feb-17	1	P Rees	497	153	30-Jun-15	1	J Lamb	538	112	25-Feb-17
2	R Litherland	624	26	28-Sep-21	2	C Bowles	600	50	09-Jul-19	2	R Litherland	624	26	28-Sep-21	2	R Litherland	624	26	28-Sep-21
4	L Blacker	650	0	27-Sep-22	3	D Turnbull	527	123	13-Sep-16	3	C Cooper	639	11	05-Apr-22	3	D Edwards	599	51	25-Jun-19
4	D Edwards	581	69	09-Oct-18	3	R Masters	433	217	23-Feb-13	3	R Masters	382	268	26-Feb-11	3	R Masters	433	217	23-Feb-13
4	R Masters	279	371	26-Sep-06	4	S Smith	537	113	25-Feb-17	4	D Turnbull	564	86	24-Feb-18	4	L Blacker	642	8	17-May-22
5	S Gray	627	23	09-Nov-21	5	S Gray	627	23	09-Nov-21	4	D Edwards	541	109	07-Mar-17	4	S Smith	537	113	25-Feb-17
5	D Turnbull	539	111	26-Feb-17	5	D Edwards	581	69	09-Oct-18	5	L Blacker	621	29	07-Sep-21	5	C Cooper	627	23	09-Nov-21
6	L Edwards	512	138	27-Feb-16	6	R Lawson	530	120	18-Oct-16	6	J Lawson	650	0	27-Sep-22	5	D Turnbull	596	54	09-Apr-19
7	M Dutton	649	1	27-Sep-22	6	L Edwards	512	138	27-Feb-16	6	S Gray	635	15	22-Feb-22	6	R Lawson	530	120	18-Oct-16
7	R Lawson	629	21	30-Nov-21	7	J Lawson	650	0	27-Sep-22	6	L Edwards	512	138	27-Feb-16	7	S Gray	627	23	09-Nov-21
7	S Smith	538	112	25-Feb-17	8	M Dutton	649	1	27-Sep-22	8	S Smith	537	113	25-Feb-17	8	J Lawson	650	0	27-Sep-22
8	J Lawson	650	0	27-Sep-22	8	L Blacker	631	19	11-Jan-22	8	R Lawson	530	120	18-Oct-16	8	M Dutton	647	3	09-Aug-22
8	L Bowles	648	2	09-Aug-22	8	C Cooper	630	20	30-Nov-21	9	H Smith	650	0	27-Sep-22	9	H Smith	650	0	27-Sep-22
8	C Cooper	628	22	09-Nov-21	9	H Smith	649	1	27-Sep-22	9	M Dutton	649	1	27-Sep-22	9	L Bowles	648	2	09-Aug-22
10	A Woodhouse	647	3	09-Aug-22	9	L Bowles	648	2	09-Aug-22	9	L Bowles	648	2	09-Aug-22	9	S Kerr	643	7	07-Jun-22
10	A Thompson	646	4	28-Jun-22	13	A Thompson	645	5	28-Jun-22	11	S Kerr	643	7	07-Jun-22	9	L Edwards	637	13	15-Mar-22
10	S Kerr	643	7	07-Jun-22	14	A Woodhouse	647	3	09-Aug-22	12	A Woodhouse	647	3	09-Aug-22	12	A Woodhouse	647	3	09-Aug-22
12	H Smith	649	1	27-Sep-22	16	S Kerr	643	7	07-Jun-22	12	A Thompson	644	6	07-Jun-22	12	A Thompson	479	171	28-Jun-22
1	L Bowles	650	0	27-Sep-22	1	J Lawson	650	0	27-Sep-22	1	J Lawson	650	0	27-Sep-22	1	J Lawson	650	0	27-Sep-22
1	J Lawson	649	1	27-Sep-22	1	E Doyle	649	1	27-Sep-22	1	L Bowles	648	2	09-Aug-22	1	E Doyle	649	1	27-Sep-22
1	H Smith	644	6	07-Jun-22	1	L Bowles	648	2	09-Aug-22	1	H Smith	644	6	07-Jun-22	1	L Bowles	648	2	09-Aug-22
2	J Thompson	636	14	22-Feb-22	1	J Woodhouse	647	3	09-Aug-22	2	J Woodhouse	647	3	09-Aug-22	1	J Woodhouse	647	3	09-Aug-22
3	J Woodhouse	648	2	09-Aug-22	1	H Smith	644	6	07-Jun-22	2	E Doyle	646	4	28-Jun-22	1	H Smith	644	6	07-Jun-22
3	E Doyle	646	4	28-Jun-22	1	J Thompson	640	10	26-Apr-22	2	J Thompson	636	14	22-Feb-22	2	J Thompson	636	14	22-Feb-22
3	T Kerr	643	7	07-Jun-22	3	T Kerr	640	10	26-Apr-22	3	T Kerr	643	7	07-Jun-22	4	T Kerr	640	10	26-Apr-22

Distance Covered In DHORC Club Championship 2022

Pos	Competitor	Class	Laps	Feet	Feet / Race	Miles	Races
1	P Rees	A	2,073.9	185,905	2,512	35.2	74
2	A Turnbull	A	1,991.9	179,175	2,524	33.9	71
3	N Sismey	A	1,867.4	166,984	2,530	31.6	66
4	A Smith	A	1,836.3	166,844	2,781	31.6	60
5	L Pateman	A	1,789.7	158,715	2,690	30.1	59
6	L Blacker	A	1,684.1	150,321	2,117	28.5	71
7	C Bowles	A	1,652.1	149,859	2,498	28.4	60
8	D Garbett	A	1,642.1	145,940	2,354	27.6	62
9	S Gray	A	1,549.1	138,587	2,038	26.2	68
10	D Turnbull	A	1,467.5	130,155	2,206	24.7	59
11	S Goodlip	A	1,458.4	128,219	2,514	24.3	51
12	G Peach	A	1,375.4	124,407	2,439	23.6	51
13	L Bowles	J	1,157.6	104,773	2,015	19.8	52
14	R Litherland	A	1,015.6	92,562	2,373	17.5	39
15	L Smith	A	871.8	80,284	2,361	15.2	34
16	M Dutson	A	855.2	76,959	1,673	14.6	46
17	S Smith	A	843.7	76,663	1,966	14.5	39
18	A Thompson	A	785.0	71,781	1,795	13.6	40
19	J Lawson	J	767.2	69,057	1,973	13.1	35
20	H Smith	J	752.9	68,346	2,010	12.9	34
21	J Thompson	A	746.0	68,287	1,626	12.9	42
22	R Lawson	A	757.1	67,841	2,056	12.8	33
23	D Edwards	A	723.8	67,589	2,253	12.8	30
24	C Cooper	A	704.8	63,037	1,970	11.9	32
25	J Lamb	A	654.9	57,104	2,115	10.8	27
26	E Doyle	J	586.7	52,913	1,470	10.0	36
27	L Edwards	A	560.2	50,646	2,110	9.6	24
28	S Kerr	A	486.9	44,088	2,004	8.4	22
29	T Kerr	J	404.4	36,607	1,525	6.9	24
30	H Smith	A	158.6	15,622	1,953	3.0	8
31	J Lawson	A	146.3	14,411	2,059	2.7	7
32	L Bowles	A	147.0	12,422	2,070	2.4	6
33	A Woodhouse	A	130.7	11,044	1,841	2.1	6
34	R Masters	A	124.9	10,554	1,759	2.0	6
35	J Woodhouse	J	109.6	9,261	1,544	1.8	6
Pos	Competitor	Class	23,432.9	2,102,732.4	2,398	398.2	877

Next Circuit



Mallory Park

Where Do We Race Next?

What Are The Records?

Who Has Been On The Podium?

Circuit History

Mallory Park is a motor racing circuit situated in the village of Kirkby Mallory, just off the A47, between Leicester and Hinckley, in central England. Originally used for grass-track until 1955, a new, basically oval hard-surfaced course was constructed for 1956, with a later extension forming a loop with a hairpin bend.

With the car circuit measuring only 1.35 miles (2.173 km) it is amongst the shortest permanent race circuits in the UK. However, chicanes introduced to reduce speeds in motorcycle events mean that the Superbike Circuit is now slightly longer, at 1.41 miles (2.269 km). Shorter UK circuits are Lydden Hill, Brands Hatch Indy circuit, Scotland's Knockhill and Silverstone's diminutive Stowe circuit.

Round 9		Mallory Park (UK)			Rounds 21&22	
Previous Results						
Adults			1st	2nd	3rd	
DHORC 617 F1	27-Jul	2021	88'5"	S Goodlip/P Rees		A Turnbull
DHORC 618 GC	27-Jul	2021	88'5"	S Goodlip	A Turnbull	A Smith
DHORC 625 F1	19-Oct	2021	88'5"	P Rees	A Smith	D Garbett
DHORC 626 GC	19-Oct	2021	88'5"	A Smith	R Litherland	A Turnbull
DHORC 639	05-Apr	2022	88'5"	S Goodlip	A Smith	L Pateman
DHORC 651 F1	18-Oct	2022	88'5"			
DHORC 652 GC	18-Oct	2022	88'5"			
Juniors			1st	2nd	3rd	
DHORC 617 F1	27-Jul	2021	88'5"	L Turnbull	N McDonald	L Bowles
DHORC 618 GC	27-Jul	2021	88'5"	L Bowles	L Turnbull	N McDonald
DHORC 625 F1	19-Oct	2021	88'5"	J Lawson	N/A	N/A
DHORC 626 GC	19-Oct	2021	88'5"	J Lawson	N/A	N/A
DHORC 639	05-Apr	2022	88'5"	L Bowles	J Lawson	H Smith
DHORC 651 F1	18-Oct	2022	88'5"			
DHORC 652 GC	18-Oct	2022	88'5"			

Circuit Records			Lap Length 88'5"	
Qualifying				
F1/GC	A Smith	05Apr22		
	142.4 Laps			
F1	A Smith	27Jul21		
	65.2 Laps			
GC	A Smith	19Oct21		
	88.7 Laps			
Fastest Laps				
F1	S Goodlip	27Jul21		
	4.64 secs			
GC	L Pateman	27Jul21		
	3.68 secs			
Race Laps				
F1	A Smith	27Jul21		
	P Rees	19Oct21		
	S Goodlip	05Apr22		
	33.7 Laps			
GC	A Smith	19Oct21		
	45.3 Laps			
Final Points				
6.0 Points	S Goodlip	05Apr22		

The diagram shows an oval track with 8 numbered corners. A section of the track is marked as 18'6" with a 6" section below it. Power inputs are indicated with red dots. The Union Jack flag is in the top right, and the Mallory Park logo is at the bottom.

DHORC 651 & 652

Mallory Park Best Off Chart 1

Qualifying Combined					Final Points			
Pos	Adult	Laps	MPH	Date	Pos	Adult	Pts	Date
1	A Smith (M)	142.4	11.923	05-Apr-22	1	S Goodlip	6.0	05-Apr-22
2	D Garbett (M)	136.3	11.413	05-Apr-22	2	A Turnbull	5.5	27-Jul-21
3	L Pateman	130.4	10.919	05-Apr-22	3	P Rees (M)	4.0	27-Jul-21
4	P Rees (M)	130.1	10.893	05-Apr-22	4	L Smith	3.5	05-Apr-22
5	N Sismey (M)	129.1	10.810	05-Apr-22	4	S Gray (M)	3.5	27-Jul-21
6	A Turnbull	127.7	10.692	05-Apr-22	6	C Bowles	3.0	27-Jul-21
7	C Bowles	125.4	10.500	05-Apr-22	6	D Garbett (M)	3.0	27-Jul-21
8	S Goodlip	123.8	10.366	05-Apr-22	6	N Sismey (M)	3.0	19-Oct-21
9	L Blacker	117.8	9.864	05-Apr-22	6	L Blacker	3.0	19-Oct-21
10	L Smith	117.2	9.813	05-Apr-22	6	D Edwards	3.0	27-Jul-21
11	G Peach (M)	115.8	9.696	05-Apr-22	11	S Smith	2.5	05-Apr-22
12	D Turnbull	114.5	9.587	05-Apr-22	11	G Peach (M)	2.5	19-Oct-21
13	C Cooper	110.5	9.252	05-Apr-22	11	C Cooper	2.5	19-Oct-21
14	R Lawson	108.9	9.118	05-Apr-22	11	A Holliday	2.5	19-Oct-21
15	S Gray (M)	99.5	8.331	05-Apr-22	15	A Smith (M)	2.0	19-Oct-21
16	S Smith	97.9	8.197	05-Apr-22	16	M Dutson	1.5	05-Apr-22
17	S Kerr	85.4	7.151	05-Apr-22	16	L Pateman	1.5	27-Jul-21
18	A Thompson	83.2	6.966	05-Apr-22	16	D Turnbull	1.5	27-Jul-21
19	M Dutson	69.9	5.853	05-Apr-22	16	R Lawson	1.5	19-Oct-21
20	D Edwards	N/A	N/A	N/A	16	R Litherland	1.5	27-Jul-21
20	R Litherland	N/A	N/A	N/A	16	J Lamb	1.5	27-Jul-21
20	L Edwards	N/A	N/A	N/A	16	J McDonald	1.5	27-Jul-21
20	J Lamb	N/A	N/A	N/A	23	L Edwards	1.0	27-Jul-21
20	J McDonald	N/A	N/A	N/A	24	S Kerr	0.0	05-Apr-22
20	A Holliday	N/A	N/A	N/A	24	A Thompson	0.0	05-Apr-22
Pos	Junior	Laps	MPH	Date	Pos	Junior	Pts	Date
1	L Bowles	106.8	8.942	05-Apr-22	1	J Thompson	2.5	05-Apr-22
2	J Lawson	99.9	8.365	05-Apr-22	2	L Bowles	2.0	27-Jul-21
3	H Smith	90.9	7.611	05-Apr-22	2	J Lawson	2.0	19-Oct-21
4	J Thompson	71.4	5.978	05-Apr-22	2	L Turnbull	2.0	27-Jul-21
5	E Doyle	59.2	4.957	05-Apr-22	5	E Doyle	1.5	05-Apr-22
6	T Kerr	57.0	4.773	05-Apr-22	5	N McDonald	1.5	27-Jul-21
7	L Turnbull	N/A	N/A	N/A	7	H Smith	1.0	05-Apr-22
7	N McDonald	N/A	N/A	N/A	7	T Kerr	1.0	05-Apr-22

Mallory Park Best Off Chart 2 - F1

Qualifying					Fastest Laps					Race Laps				
Pos	Adult	Laps	MPH	Date	Pos	Adult	Time	MPH	Date	Pos	Adult	Laps	MPH	Date
1	A Smith (M)	65.2	10.919	27-Jul-21	1	S Goodlip	4.64	12.993	27-Jul-21	1	A Smith (M)	33.7	11.287	27-Jul-21
2	S Goodlip	65.0	10.885	27-Jul-21	2	A Turnbull	4.85	12.430	19-Oct-21	1	P Rees (M)	33.7	11.287	19-Oct-21
3	A Turnbull	64.0	10.718	27-Jul-21	3	D Garbett (M)	4.96	12.155	19-Oct-21	1	S Goodlip	33.7	11.287	05-Apr-22
4	D Garbett (M)	63.7	10.667	19-Oct-21	4	A Smith (M)	5.02	12.009	27-Jul-21	4	A Turnbull	32.3	10.818	27-Jul-21
5	P Rees (M)	61.9	10.366	19-Oct-22	5	C Bowles	5.04	11.962	27-Jul-21	5	D Garbett (M)	32.0	10.718	19-Oct-21
6	N Sismey (M)	59.8	10.014	19-Oct-21	6	P Rees (M)	5.05	11.938	19-Oct-21	6	N Sismey (M)	31.7	10.617	19-Oct-21
7	L Pateman	58.7	9.830	27-Jul-21	7	N Sismey (M)	5.06	11.914	19-Oct-21	6	L Pateman	31.7	10.617	05-Apr-22
8	A Holliday	53.9	9.026	19-Oct-21	7	L Pateman	5.06	11.914	05-Apr-22	8	G Peach (M)	31.2	10.450	19-Oct-21
9	D Edwards	53.2	8.909	27-Jul-21	9	G Peach (M)	5.19	11.616	19-Oct-21	9	D Edwards	30.3	10.148	27-Jul-21
10	D Turnbull	53.0	8.875	19-Oct-21	10	D Edwards	5.25	11.483	27-Jul-21	10	C Bowles	30.2	10.115	27-Jul-21
11	J Lamb	52.6	8.809	27-Jul-21	11	L Smith	5.32	11.332	05-Apr-22	11	L Smith	29.9	10.014	05-Apr-22
12	C Bowles	52.2	8.742	27-Jul-21	12	R Litherland	5.35	11.268	27-Jul-21	12	D Turnbull	28.5	9.545	27-Jul-21
13	G Peach (M)	51.7	8.658	19-Oct-21	13	J Lamb	5.36	11.247	27-Jul-21	13	A Holliday	27.5	9.210	19-Oct-21
14	C Cooper	49.7	8.323	19-Oct-21	14	D Turnbull	5.48	11.001	27-Jul-21	14	C Cooper	27.2	9.110	19-Oct-21
15	S Gray (M)	49.6	8.306	19-Oct-21	15	L Blacker	5.52	10.921	05-Apr-22	15	R Litherland	27.0	9.043	19-Oct-21
15	R Litherland	49.6	8.306	19-Oct-21	16	A Holliday	5.62	10.727	19-Oct-21	16	J Lamb	26.9	9.009	27-Jul-21
17	L Blacker	48.1	8.055	19-Oct-21	17	C Cooper	5.65	10.670	05-Apr-22	17	L Blacker	26.7	8.942	05-Apr-22
18	L Edwards	47.8	8.005	27-Jul-21	18	R Lawson	5.85	10.305	05-Apr-22	18	S Gray (M)	25.9	8.675	05-Apr-22
18	L Smith	47.8	8.005	27-Jul-21	19	S Gray (M)	5.87	10.270	05-Apr-22	19	L Edwards	25.5	8.541	27-Jul-21
20	J McDonald	43.3	7.251	27-Jul-21	19	S Smith	5.87	10.270	05-Apr-22	20	R Lawson	24.7	8.273	05-Apr-22
21	R Lawson	35.9	6.012	19-Oct-21	21	L Edwards	6.20	9.724	27-Jul-21	21	J McDonald	22.1	7.402	27-Jul-21
22	S Smith	N/A	N/A	N/A	22	S Kerr	6.38	9.449	05-Apr-22	21	S Smith	22.1	7.402	05-Apr-22
22	S Kerr	N/A	N/A	N/A	23	J McDonald	7.07	8.527	27-Jul-21	21	A Thompson	22.1	7.402	05-Apr-22
22	A Thompson	N/A	N/A	N/A	24	A Thompson	7.12	8.467	05-Apr-22	24	M Duston	20.2	6.765	05-Apr-22
22	M Duston	N/A	N/A	N/A	25	M Duston	7.17	8.408	05-Apr-22	25	S Kerr	19.7	6.598	05-Apr-22
Pos	Junior	Laps	MPH	Date	Pos	Junior	Time	MPH	Date	Pos	Junior	Laps	MPH	Date
1	L Turnbull	53.0	8.875	27-Jul-21	1	L Bowles	5.54	10.882	05-Apr-22	1	L Turnbull	26.9	9.009	27-Jul-21
2	L Bowles (C)	43.9	7.352	27-Jul-21	2	L Turnbull	5.78	10.430	27-Jul-21	2	L Bowles	25.2	8.440	05-Apr-22
3	N McDonald	42.5	7.117	27-Jul-21	3	J Lawson	5.89	10.235	19-Oct-21	3	J Lawson	22.7	7.603	05-Apr-22
4	J Lawson	41.3	6.916	19-Oct-21	4	H Smith	6.15	9.803	05-Apr-22	4	N McDonald	21.9	7.335	27-Jul-21
5	H Smith	N/A	N/A	N/A	5	N McDonald	7.37	8.180	27-Jul-21	5	H Smith	20.7	6.933	05-Apr-22
5	J Thompson	N/A	N/A	N/A	6	J Thompson	8.10	7.443	05-Apr-22	6	J Thompson	16.9	5.660	05-Apr-22
5	E Doyle	N/A	N/A	N/A	7	E Doyle	8.13	7.415	05-Apr-22	7	E Doyle	16.5	5.526	05-Apr-22
5	T Kerr	N/A	N/A	N/A	8	T Kerr	8.46	7.126	05-Apr-22	8	T Kerr	15.9	5.325	05-Apr-22



Mallory Park Best Off Chart 3 - GC

Qualifying					Fastest Laps					Race Laps				
Pos	Adult	Laps	MPH	Date	Pos	Adult	Time	MPH	Date	Pos	Adult	Laps	MPH	Date
1	A Smith (M)	88.7	14.854	19-Oct-21	1	L Pateman	3.68	16.382	27-Jul-21	1	A Smith (M)	45.3	15.172	19-Oct-21
2	S Goodlip	77.5	12.978	27-Jul-21	2	A Smith (M)	3.72	16.206	19-Oct-21	2	S Goodlip	44.2	14.804	27-Jul-21
3	L Pateman	77.1	12.911	27-Jul-21	3	S Goodlip	3.82	15.782	27-Jul-21	3	L Pateman	42.7	14.301	05-Apr-22
4	A Turnbull	72.8	12.191	19-Oct-21	4	R Litherland	3.85	15.659	19-Oct-21	4	R Litherland	41.8	14.000	19-Oct-21
5	C Bowles	72.4	12.124	27-Jul-21	5	J Lamb	3.93	15.340	19-Oct-21	5	P Rees (M)	39.3	13.163	19-Oct-21
5	R Litherland	72.4	12.124	27-Jul-21	6	C Bowles	4.04	14.922	27-Jul-21	6	A Turnbull	38.6	12.928	27-Jul-21
7	D Garbett (M)	71.3	11.940	19-Oct-21	7	D Garbett (M)	4.08	14.776	27-Jul-21	6	D Garbett (M)	38.6	12.928	05-Apr-22
8	J Lamb	71.0	11.890	19-Oct-21	8	N Sismey (M)	4.10	14.704	19-Oct-21	8	C Bowles	38.2	12.794	27-Jul-21
9	L Smith	70.8	11.856	27-Jul-21	9	A Turnbull	4.16	14.492	27-Jul-21	9	N Sismey (M)	37.8	12.660	05-Apr-22
10	P Rees (M)	70.5	11.806	19-Oct-21	10	C Cooper	4.22	14.286	05-Apr-22	10	J Lamb	36.5	12.225	27-Jul-21
11	N Sismey (M)	70.1	11.739	27-Jul-21	11	P Rees (M)	4.26	14.152	19-Oct-21	11	L Smith	36.3	12.158	05-Apr-22
12	G Peach (M)	63.4	10.617	27-Jul-21	12	L Smith	4.29	14.053	27-Jul-21	12	D Edwards	35.5	11.890	27-Jul-21
13	D Turnbull	63.3	10.600	19-Oct-21	13	G Peach (M)	4.34	13.891	05-Apr-22	13	G Peach (M)	34.7	11.622	27-Jul-21
14	L Blacker	61.6	10.316	19-Oct-21	14	L Blacker	4.39	13.733	05-Apr-22	14	D Turnbull	33.8	11.320	19-Oct-21
15	D Edwards	58.3	9.763	27-Jul-21	15	D Edwards	4.44	13.578	27-Jul-21	15	A Holliday	33.7	11.287	19-Oct-21
16	A Holliday	57.9	9.696	19-Oct-21	16	D Turnbull	4.66	12.937	19-Oct-21	15	L Blacker	33.7	11.287	05-Apr-22
17	R Lawson	55.7	9.328	19-Oct-21	17	A Holliday	4.87	12.379	19-Oct-21	17	S Smith	32.5	10.885	05-Apr-22
18	L Edwards	52.9	8.859	27-Jul-21	18	R Lawson	4.88	12.354	19-Oct-21	18	C Cooper	31.5	10.550	19-Oct-21
19	C Cooper	51.9	8.691	19-Oct-21	19	S Smith	4.95	12.179	05-Apr-22	19	R Lawson	31.0	10.383	05-Apr-22
20	S Gray (M)	46.3	7.753	19-Oct-21	20	S Gray (M)	5.08	11.867	19-Oct-21	20	S Gray (M)	29.7	9.947	19-Oct-21
21	J McDonald	44.4	7.435	27-Jul-21	21	S Kerr	5.10	11.821	05-Apr-22	21	L Edwards	26.7	8.942	27-Jul-21
22	S Smith	N/A	N/A	N/A	22	L Edwards	5.47	11.021	27-Jul-21	22	S Kerr	25.3	8.474	05-Apr-22
22	S Kerr	N/A	N/A	N/A	23	M Dutson	6.43	9.376	05-Apr-22	23	J McDonald	23.8	7.971	27-Jul-21
22	A Thompson	N/A	N/A	N/A	24	A Thompson	6.65	9.066	05-Apr-22	24	A Thompson	23.2	7.770	05-Apr-22
22	M Duston	N/A	N/A	N/A	25	J McDonald	6.87	8.775	27-Jul-21	25	M Dutson	19.9	6.665	05-Apr-22
Pos	Junior	Laps	MPH	Date	Pos	Junior	Time	MPH	Date	Pos	Junior	Laps	MPH	Date
1	L Bowles (C)	64.8	10.852	27-Jul-21	1	J Lawson	4.12	14.633	19-Oct-21	1	L Bowles	34.7	11.622	27-Jul-21
2	L Turnbull	57.4	9.612	27-Jul-21	2	L Bowles	4.57	13.192	27-Jul-21	2	H Smith	29.7	9.947	05-Apr-22
3	N McDonald	53.2	8.909	27-Jul-21	3	H Smith	4.74	12.719	05-Apr-22	3	L Turnbull	29.5	9.880	27-Jul-21
4	J Lawson	40.5	6.782	19-Oct-21	4	N McDonald	4.93	12.228	27-Jul-21	4	N McDonald	28.5	9.545	27-Jul-21
5	H Smith	N/A	N/A	N/A	5	L Turnbull	5.07	11.891	27-Jul-21	5	J Lawson	28.1	9.411	05-Apr-22
5	J Thompson	N/A	N/A	N/A	6	J Thompson	6.81	8.853	05-Apr-22	6	J Thompson	20.7	6.933	05-Apr-22
5	E Doyle	N/A	N/A	N/A	7	E Doyle	8.03	7.508	05-Apr-22	7	E Doyle	16.8	5.627	05-Apr-22
5	T Kerr	N/A	N/A	N/A	8	T Kerr	8.28	7.281	05-Apr-22	8	T Kerr	14.7	4.923	05-Apr-22





LEXAN BODY CATALOGUE

Legends

SWB = 38mm (1.5")
between axle centres

LWB = 41mm (1.6")
between axle centres



AC Cobra
Convertible
LWB



Acura NSX
GT3 2017
LWB
30mm Clip



Alfa Romeo 155
Touring Car
LWB
29mm Clip



Alfa Romeo
BTCC
LWB
30mm Clip



Alfa Romeo
TZ3 Corsa
SWB
29mm Clip



Aston Martin
Vantage GT3
LWB



Audi
R8LMS GT3
LWB



Audi S3
BTCC
LWB
27mm Clip



Austin
Mini Cooper
SWB
28mm Clip



Bentley
Continental GT3
LWB
30mm Clip














BMW
320i Turbo Grp5
SWB
27mm Clip



BMW 1 Series
BTCC
LWB
29mm Clip








































BMW
M1
SWB
30mm Clip
















			
BMW M3 GT2 LWB 27mm Clip	BMW Z4 GT3 LWB	BMW Z8 Convertible LWB 30mm Clip	Bugatti EB110 SWB 32mm Clip
			
Bugatti Veyron LWB 31mm Clip			
			
Chevrolet Nastruck LWB 30mm Clip	Chevron B19 SWB or LWB 29mm Clip	Corvette C5r GT SWB 30mm Clip	Corvette C7r GT 2017 LWB 31mm Clip
			
Corvette C8r GT3 LWB	Corvette Daytona Prototype SWB 30mm Clip	Corvette 1969 Stingray SWB 30mm Clip	
			
Datsun 240Z SWB 27mm Clip	Datsun Fairlady 2000 LWB 26mm Clip	Dodge Challenger LWB 31mm Clip	

			
Ferrari 250 gt Berlinetta Lusso SWB 30mm Clip	Ferrari 250 GTO LWB 29mm Clip	Ferrari 308 GTb LWB 28mm Clip	Ferrari 365 GTb Daytona SWB 28mm Clip
			
Ferrari 488 Gte LWB 29mm Clip	Ferrari 512 LM SWB or LWB 29mm Clip	Ferrari 575 GTc LWB 30mm Clip	Ferrari 612 Can-Am SWB 32mm Clip
			
Ferrari F40 SWB 32mm Clip	Ferrari Testarossa SWB 32mm Clip	Ford Capri SWB 30mm Clip	Ford Escort SWB 29mm Clip
			
Ford Custom Van LWB 30mm Clip	Ford Focus RS BTCC LWB 29mm Clip	Ford 2006 GT LWB 29mm Clip	Ford 2016 GT LWB Body Pins Only
			
Ford GT40 SWB 29mm Clip	Ford 2005 Mustang LWB 27mm Clip		

			
Honda Civic BTCC LWB 28mm Clip	Honda Integra LWB 28mm Clip	Honda S2000 SWB 26mm Clip	
			
Jaguar D Type LWB 30mm Clip	Jaguar XJ 220 LWB 32mm Clip	Jaguar XJR 5 (Grp 44) SWB 32mm Clip	Jaguar XJR 9 (Grp C) SWB or LWB 33mm Clip
			
Jaguar XKR GT3 LWB 30mm Clip			Koenigsegg CCX LWB 30mm Clip
			
Lamborghini Contach SWB 29mm Clip	Lamborghini Huracan GT3 LWB 32mm Clip	Lamborghini Miura Concept LWB 30mm Clip	Lamborghini Miura Jota SWB 28mm Clip
			
Lancia LC2 SWB 31mm Clip	Lotus Elise LWB 27mm Clip	Lotus Espirit LWB	Lotus Europa LWB 31mm Clip

			
Matchbox Hi-Tailer LWB 33mm Clip	Mazda 787b (Grp C) LWB 30mm Clip	Mazda RX7 SWB 27mm Clip	McLaren F1 GTr LWB
			
McLaren MP4 12C GT3 LWB 28mm Clip	Mercedes Gullwing 300SL SWB	Mercedes 300SLR LWB	Mercedes CLK GTB LWB 30mm Clip
			
Mercedes DTM Car LWB 30mm Clip	MG 6GT BTCC LWB 28mm Clip	Mini Mini Cooper LWB 27mm Clip	Morris Minor LWB 27mm Clip
			
Mustang 1967 GT 500 SWB 30mm Clip	Mustang Mach 1 SWB 30mm Clip		
			
Nascar SWB 32mm Clip	Nissan 300ZX SWB 31mm Clip	Nissan March 86G Gtp SWB or LWB 30mm Clip	Nissan R390 GT LWB 32mm Clip

			
Nissan 1989 R89C LWB 32mm Clip	Nissan 1977 Skyline GT-R LWB 27mm Clip	Nissan R32 Skyline SWB 30mm Clip	Nissan Grp C SWB 32mm Clip
			
Pagani Huayra LWB 29mm Clip	Pagini Zonda C12 LWB 30mm Clip	Panoz 1999 LMP-1 LWB 32mm Clip	Peugeot 905 Grp C SWB or LWB 31mm Clip
			
Pontiac 1977 Firebird LWB 30mm Clip	Porsche 908 SWB 29mm Clip	Porsche 910 LWB 32mm Clip	Porsche 911 GT3 SWB 27mm Clip
			
Porsche 911 Turbo RSR GT3 LWB 28mm Clip	Porsche 917 SWB or LWB 31mm Clip	Porsche 934 Turbo RSR SWB 26mm Clip	Porsche 935 Turbo SWB 28mm Clip
			
Porsche 956 Grp C SWB 31mm Clip	Porsche 959 SWB 29mm Clip	Porsche 962 Grp C LWB 32mm Clip	

			
Renault Clio Cup Car LWB 30mm Clip	Renault Clio V6 LWB 29mm Clip	Renault Megane Trophy LWB 30mm Clip	Renault RS01 GT LWB 28mm Clip
			
Saleen S7 LWB	Sauber Mercedes C11 Grp C SWB or LWB 32mm Clip	Shadow MK 11a LWB 31mm Clip	Shelby Cobra Daytona Coupe SWB 31mm Clip
			
Subaru Levorg BTCC LWB 28mm Clip			
			
Toyota 88C-V Grp C SWB or LWB 32mm Clip	Toyota GT-One LWB	Triumph TR7 LWB 28mm Clip	TVR Sagaris LWB
			
Wiesmann GT MF5 SWB or LWB			Zakspeed Grp 5 Capri SWB or LWB 30mm Clip

Where is DHORC?

Derby HO Racing Club

dhorc

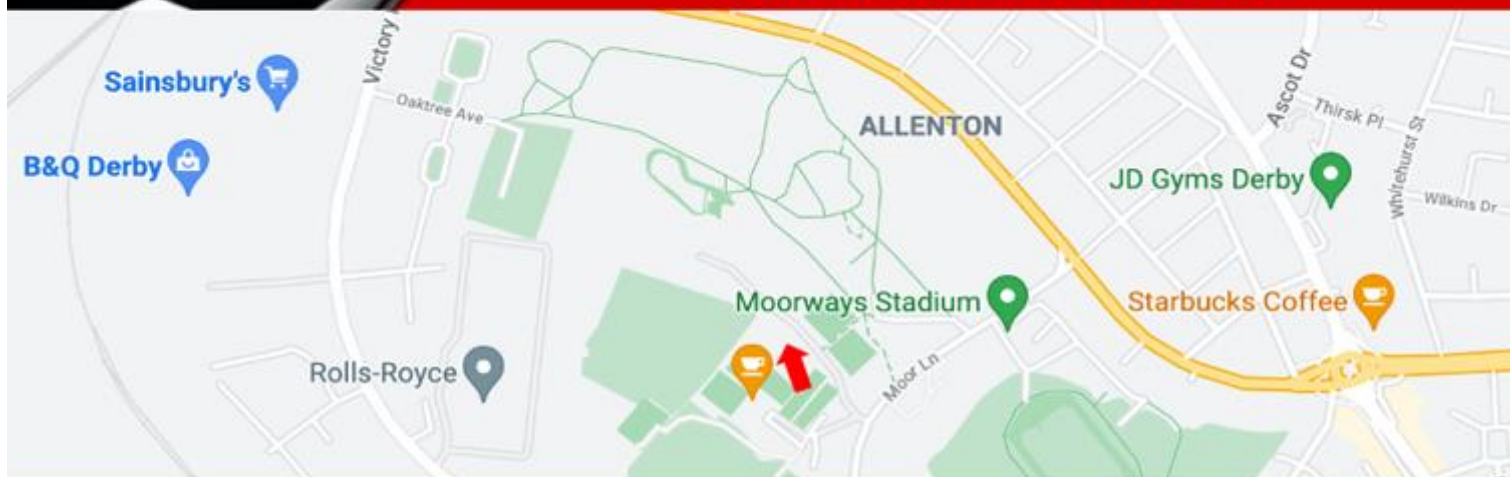
Home of HO Le Mans

Sponsored by
HARDEN CREEK
SLOTCARS

Derby H:O Racing Club
A Record Breaking Club



www.dhorc.co.uk



DHORC's Club Room



Derby Leisure Ltd Table Tennis Room

Derby Leisure Ltd,
Moor Lane, Allenton
Derby, DE24 9HY

Derby HO Racing Club
dhorc
Home of HO Le Mans
Carrera DIGITAL

Nick Sismey
sismey80@hotmail.co.uk
07984 339192