

Visit dhorc.co.uk or Find us on **facebook**

Derby HO Racing Club

dhorc

Home of HO Le Mans

Sponsored by
HARDEN CREEK
SLOTCARS

Club Night


6 5 2

Round 22

Mallory Park – GC

18 Oct 22



 **2022 Junior Champion** 
 **Lewis Bowles** 

ADULTS

- 01 R LITHERLAND**
- 02 S GOODLIP**
- 03 A SMITH**

JUNIORS

- 01 L BOWLES**
- 02 J LAWSON**
- 03 J THOMPSON**

This Week: New Junior Champ 23 years after his dad was Junior Champ



About:



History and Key Facts

HO Club founded on 7 July 1992

- DHORC: Derby HO Racing Club ("HO" Is The Scale = 1/64th)
- Section of Derby Leisure Limited, open to all!
- Home of world famous international Le Mans 24 Hour race.
- Smaller scale version of Scalextric, once set up works all night!
- Four-lane circuits
- Computerised timing
- Statistics for every meeting and every member since July 1992
- Over 20 race meetings each year
- 50+ circuit designs, up to 567 feet in length
- Eight-lane routed Rockingham oval
- Two car categories – Tyco open wheel (F1)
 - Tomy SGP, BSRT, VSR enclosed wheel (GC)



ADULTS	JUNIORS
01 S GOODLIP	01 L BOWLES
02 P REES	02 J THOMPSON
03 C BOWLES	03 J LAWSON

Carrera Digital Club 1st race 18 January 2022

- 1/32nd Carrera Digital GT Cars
- 12 Evenings a year, minimum 2x15-minute races per driver per evening.
- 4 circuits, 3 evenings per circuit
- Full computerised timing and stats through SmartRace App



The Club Nights and Magazine Coverage

HO

- Racing starts between 18:45 and 19:00 hours – Finished by 21:30 hours
- Minimum of four 3-minute qualifying races & one Final (F1 or GC) for each member
- Championship points for all members
- Race report, news, photos and stats included in HO Magazine

Carrera Digital

- Racing starts between 18:00 and 18:15 hours – Finished by 21:30 hours
- Race report, news, photos and stats included in Carrera Magazine
- Championship points for all members
- Rules & regulations booklet covering all the DHORC rules produced each year
- Great family atmosphere, a help-all culture

Membership Fees, Car Costs and Prizes

- Adult £30 and junior (under 16) £15 for HO & Carrera, £40/£20 combined
- Only £50 Total expenditure for two cars HO Cars, £65 one Carrera
- All cars and spares can be bought at club
- Adult, Masters (over 56), Junior (16 & under) championships



Round 7	Round 8	Round 9
01 D Garbett	01 N Sismey	01 D Garbett
02 N Sismey	02 D Garbett	02 N Sismey
03 A Smith	03 S White	03 S White

Championship prizes adult / junior per meeting (Not paid out in 2022)

1 st	£5	£3
2 nd	£3	£2
3 rd	£1	£1



Editorial 652



A brand new Champion! Congratulations to **Lewis Bowles** for taking his very first Junior Championship at 11 (See Page 5), always great to add a new Champion to the DHORC books. Lewis became the 20th Junior Champ since 1992, with his 12th win of 2022 – fantastic.

The Adult Championship will also be decided very soon. Will **Angus Smith** make it three, **Simon Goodlip** five or **Lee Pateman** six? Time will tell. Nevertheless former double Junior Champion **Reuben Litherland** showed all three the way in the GC 'A' Final to take his second career win on Tuesday – congrats Reuben. And to Angus for taking his 15th Master victory of the year.

We must also congratulate **Russell Lawson** for an incredible victory in the Adult 'D' Final, what a drive!

Just three evenings and a maximum of six Club Nights to go in 2022, see you all on 08Nov22.

Nick Sismey



Front Cover: Stuart Gray at Gerard's Bend as we celebrate Lewis Bowles' 1st Championship

Derby HO Racing Club		Committee...2022		Derby HO Racing Club	
Chairman / Treasurer	Nick Sismey	M 07984 339 192	sismey80@hotmail.co.uk	Home of HO Le Mans	
Vice Chairman	Phil Rees	M 07912 378 652	dhorcman.p.r@ntlworld.com	Carrera DIGITAL	
Secretary	Laura Edwards	M 07501 217 254	laurabubbles07@hotmail.co.uk		
Spares	Geoff Peach	M 07443 585 902	geoff@geoffpeach.com		
Race Control/Scrutineer	John Lamb	M 07758 917 497	john.lamb22@ntlworld.com		
Race Control	Liam Smith	M 07477 698 158	liam-smith-93@hotmail.co.uk		
Race Control	Daryn Mutch	M 07954 741 677	darynmutch@live.co.uk		
Scrutineer	Angus Smith	M 07591 813 431	angus@angussmith500.plus.com		
Scrutineer	Dean Garbett	M 07964 854 084	garbettd@sky.com		

ROLLS-ROYCE SLOT CAR MAGAZINE IS PUBLISHED AND COPYRIGHT 2022 BY DHORC, AND NO PORTION MAY BE REPRODUCED OR TRANSMITTED WITHOUT WRITTEN PERMISSION, AND MAY CONTAIN ARTICLES AND GRAPHICS REPRINTED WITH THE PERMISSION OF THE ORIGINAL COPYRIGHT HOLDER, WHO RETAINS ALL RIGHTS,

Contents652

Page	Details
003	Editorial
004	Contents
005	News & Views Including..... 1. Acknowledgements 2. Lewis Bowles, our new Junior Champion
006	2022 Calendar
007	2022 Winners & Continuous Club Night Attendance Records
008	DHORC Official Clothing
009	Slot Cars & Spares
010	Razorlite Lexans HO
011	Race Report – Mallory Park GC – 18th October 2022 - Round 22 of 28 Including..... Page 20 - Race Results Page 26 - Best Results Page 34 - Championship Tables
038	Members' Statistics
051	Next Race - Dijon-Prenois – 8th November 2022 - Rounds 23 & 24 of 28
056	Razorlite Lexans HO Catalogue

www.slotcarsdirect.com



Slot Cars Direct are proud to be the HO parts supplier to Derby HO Racing Club, keeping them in Tip Top Form for a great nights racing.



We stock parts for and from manufacturers like:
Viper VSR, WIZZARDHO, Tomy AFX, Aurora AFX, Tyco, Mattel, Matchbox, Ideal TCR, Micro Scalextric, Marchon, Silicone Tyres, Lexan Bodies, BSRT, HC Venom Products, Special Lexan Mounting Clips.



News & Views.....652

1. Acknowledgements for DHORC 652

Phil Rees	Parc Ferme & Everything Else	Lee Pateman	Packing Away
Angus Smith	Setting Up & Packing Away	Lewis Blacker	Packing Away
Stuart Gray	Setting Up & Packing Away	Chris Bowles	Packing Away
John Lamb	Setting Up	Roy Masters	Packing Away
Dan Turnbull	Race Control & Packing Away	Reuben Litherland	Packing Away
Simon Goodlip	Parc Ferme & Packing Away	Dean Garbett	Packing Away
Russell Lawson	Chocolates	Jacob Lawson	Distributing Chocolates

2. Lewis Bowles, our new Junior Champion



Congratulations to **Lewis Bowles** for taking his first Junior Championship at Mallory Park on Tuesday night, 23 years after his dad **Chris Bowles** also won the Junior Championship.

Joining the club at DHORC 537 (right with Chris and sister Maiya) on 25Feb17, at just five, Lewis has won 14 Club Nights from 54 starts. He took his first Championship at the ripe old age of 11, while dad won his in his last year as a Junior at 16.

Lewis' win makes history as he is the first son of a Junior Champion to also win the Junior Championship. Can he make more history in the future by becoming the first Junior to win three Championships? Since DHORC began in 1992 ten Juniors have won two.


















Derby HO Racing Club
Home of HO Le Mans

Calendar 2022



Derby HO Racing Club
Home of HO Le Mans


Day	Date	Location	Round	Round	Track / Event	
Tuesday	11-Jan	Table Tennis Room	1 (F1)	2 (GC)	Long Beach (NEW)	
Tuesday	01-Feb	Table Tennis Room	3 (F1)	4 (GC)	Donington Park (NEW)	
Tuesday	22-Feb	Table Tennis Room	5 (F1)	6 (GC)	Nashville (NEW)	
Tuesday	15-Mar	Table Tennis Room	7 (F1)	8 (GC)	Zandvoort (NEW)	
Tuesday	05-Apr	Table Tennis Room	9 (F1)		Mallory Park	
Sat/Sun	23/24Apr	Donington Park	Corporate 1		British Touring Car Championship	
Tuesday	26-Apr	Table Tennis Room	10 (F1)	11 (GC)	Dijon	
Thursday	05-May	Donington Park	Corporate 2		Olleco	
Tuesday	17-May	Table Tennis Room	12 (GC)		Knockhill	
Sunday	29-May	Donington Park	Corporate 3		British GT Championship	
Tuesday	07-Jun	Table Tennis Room	13 (F1)	14 (GC)	Oulton Park (NEW)	
Tuesday	28-Jun	Table Tennis Room	15 (F1)	16 (GC)	Long Beach	
Tuesday	02-Aug	Table Tennis Room	Corporate 4		Rolls-Royce Trent 7000 Engineering	
Tuesday	09-Aug	Table Tennis Room	17 (F1)	18 (GC)	Donington Park	
Sat/Sun	20/21Aug	Donington Park	Corporate 5		Convoy In The Park	
Monday	29-Aug	Donington Park	Corporate 6		Tunerfest	
Tuesday	13-Sep	Table Tennis Room	--	--	Nashville - Cancelled	
Tuesday	27-Sep	Table Tennis Room	19 (F1)	20 (GC)	Zandvoort	
Wednesday	28-Sep	Table Tennis Room	Corporate 7		ALTEN	
Sat/Sun	15/16 Oct	Donington Park	Corporate 8		British GT Championship	
Tuesday	18-Oct	Table Tennis Room	21 (F1)	22 (GC)	Mallory Park	
Tuesday	08-Nov	Table Tennis Room	23 (F1)	24 (GC)	Dijon	
Tuesday	15-Nov	Table Tennis Room			AGM - HO & Carrera Digital	
Tuesday	29-Nov	Table Tennis Room	25 (F1)	26 (GC)	Knockhill	
Tuesday	13-Dec	Table Tennis Room	27 (F1)	28 (GC)	Oulton Park	




Derby HO Racing Club
Home of HO Le Mans












Carrera
DIGITAL



Derby HO Racing Club
Home of HO Le Mans



Carrera
DIGITAL

Day	Date	Location	Rounds*	Track	
Tuesday	18-Jan	Table Tennis Room	1 2 3	Sebring	
Tuesday	15-Feb	Table Tennis Room	4 5 6	Sebring	
Tuesday	22-Mar	Table Tennis Room	7 8 9	Sebring	
Tuesday	29-Mar	Table Tennis Room	Test Night	Sakhir	
Tuesday	12-Apr	Table Tennis Room	10 11 12	Sakhir	
Tuesday	31-May	Table Tennis Room	13 14 15	Sakhir	
Tuesday	21-Jun	Table Tennis Room	16 17 18	Sakhir	
Tuesday	26-Jul	Table Tennis Room	Test Night	Daytona Infield	
Tuesday	16-Aug	Table Tennis Room	19 20 21	Daytona Infield	
Tuesday	23-Aug	Table Tennis Room	22 23 24	Daytona Infield	
Tuesday	20-Sep	Table Tennis Room	-- -- --	Daytona Infield - Cancelled	
Tuesday	11-Oct	Table Tennis Room	Test Night	Fuji	
Tuesday	25-Oct	Table Tennis Room	25 26 27	Fuji	
Tuesday	15-Nov	Table Tennis Room		AGM - HO & Carrera Digital	
Tuesday	22-Nov	Table Tennis Room	28 29 30	Fuji	
Tuesday	06-Dec	Table Tennis Room	31 32 33	Fuji	

Key:
 24 or less HO racers then double finals, 25 and above then single finals
 * Could be more than three Digital Rounds on a night, depending on attendance.

Note: 65% of HO Rounds count towards DHORC Championship which equals 18
 Note: 65% of Digital Rounds count towards Carrera Championship which equals 21

Winners 2022

F1 Qualifies on Yellow & Red, GC on Green & Blue Lanes up to Round 14

Day	Date	Rnd	Track	Final	Adults	Masters	Juniors	Wooden
Tue	11-Jan	1	Long Beach	F1	P Rees	P Rees	J Lawson	J Lamb
Tue	11-Jan	2	Long Beach	GC	L Pateman	N Sismey	J Lawson	L Blacker
Tue	01-Feb	3	Donington Park	F1	A Smith	A Smith	J Lawson	J Lamb (2)
Tue	01-Feb	4	Donington Park	GC	L Pateman	A Smith	L Bowles	R Masters
Tue	22-Feb	5	Nashville	F1	A Turnbull	N Sismey	L Bowles	A Thompson
Tue	22-Feb	6	Nashville	GC	A Smith	A Smith	L Bowles	A Thompson
Tue	15-Mar	7	Zandvoort	F1	S Goodlip	P Rees	L Bowles	A Thompson
Tue	15-Mar	8	Zandvoort	GC	A Smith	A Smith	L Bowles	A Thompson
Tue	05-Apr	9	Mallory Park	F1	S Goodlip	A Smith	L Bowles	S Kerr
Tue	26-Apr	10	Dijon Prenois	F1	S Goodlip	P Rees (3)	J Thompson	A Thompson
Tue	26-Apr	11	Dijon Prenois	GC	L Pateman	A Smith	H Smith	S Kerr (2)
Tue	17-May	12	Knockhill	GC	A Smith	A Smith	L Bowles	A Thompson
Tue	07-Jun	13	Oulton Park	F1	S Goodlip (4)	N Sismey	J Lawson	A Thompson
Tue	07-Jun	14	Oulton Park	GC	L Pateman	A Smith	H Smith (2)	A Thompson
Tue	28-Jun	15	Long Beach	F1	N Sismey	N Sismey (4)	L Bowles	A Thompson
Tue	28-Jun	16	Long Beach	GC	L Pateman	A Smith	L Bowles	A Thompson (10)
Tue	09-Aug	17	Donington Park	F1	A Smith	A Smith	J Woodhouse	A Woodhouse
Tue	09-Aug	18	Donington Park	GC	L Pateman (6)	A Smith	L Bowles	A Woodhouse (2)
Tue	27-Sep	19	Zandvoort	F1	A Turnbull (2)	A Smith	E Doyle	L Blacker
Tue	27-Sep	20	Zandvoort	GC	A Smith	A Smith	J Lawson (5)	L Blacker (3)
Tue	18-Oct	21	Mallory Park	F1	A Smith (7)	A Smith	L Bowles	D Hughes-Dowd
Tue	18-Oct	22	Mallory Park	GC	R Litherland	A Smith (15)	L Bowles (12)	D Hughes-Dowd (2)
Tue	08-Nov	23	Dijon Prenois	F1				
Tue	08-Nov	24	Dijon Prenois	GC				
Tue	29-Nov	25	Knockhill	F1				
Tue	29-Nov	26	Knockhill	GC				
Tue	13-Dec	27	Oulton Park	F1				
Tue	13-Dec	28	Oulton Park	GC				

Race Winners



Adults



Reuben Litherland
Adults

Masters



Angus Smith
Masters

Juniors



Lewis Bowles
Juniors

Wooden



Dan Hughes-Dowd
Wooden

Continuous Club Night Attendance Records

Members below have built up ten or more continuous Club Night attendances, including DHORC 652:-

Nick Sismey	201 Club Nights	Phil Rees	39	Lewis Blacker	24
Stuart Gray	22	Angus Smith	20	Dan Turnbull	16
Record Continuous Club Night Attendance				Nick Sismey	201
Record Continuous Evening Attendance				Nick Sismey	184
Record Continuous Club Night Attendance from 1st Race				Martin Allsopp	131



Official Clothing



Please contact Nick Sismey



Slot Cars & Spares



Open Wheel (F1)



Chassis	£10.00	Bulkhead	£5.00
Car (+ £7.5 if Painted)	£15.00	Armature	£4.00
Resin Shell (+ £7.5 if Painted)	£6.00	Crown Gear	£2.00
Pickup Shoes (Pair)	£1.00	Rear Tyres (Pair)	£2.00
Pickup Springs	£0.25	Rear Axle	£3.00
Pinion Gear	£1.00	Guide Pins	£1.00
Front Tyres (Pair)	£1.50	Traction Magnets (Pair)	£2.00
Front Axle	£2.00	Brush Tubes (Pair)	£2.00
Brush Springs (Pair)	£1.00		
Brushes (Pair)	£1.00		
Motor Magnets (Pair)	£2.45		



Enclosed Wheel (GC)

#902 G3 or VSR Chassis	£30.00	(1st one £20)	
Wet Weather V-Jet	£31.50		
Painted Lexan Body	£7.50+		
#250B G3 Pickup Shoes (Pair)	£1.00	#925 G3 Endbell	£6.00
Pickup Springs	£0.25	Armature	£4.00
#417 7T Delrin Pinion Gear	£1.00	24T Delrin Crown Gear	£2.00
SGP Black Pinion	£0.30	Spacer washer	£0.25
#950 G3 Front Tyres (Pair)	£1.50	22T VSR Crown Gear	£2.00
Front Axle, Wheels and Tyres	£4.00	Rear Tyres (Pair)	£2.00
Rear Axle and Washer	£5.50	#941 Guide Pins	£1.00
Rear Double Flanged Hubs (Pair)	£3.50	Front Wheels (Pair)	£2.00
		VSR Pro Blank Chassis	£8.50
		Front Axle, Hubs & 'O' Rings	£3.00



Updated 30Sep18



Visit our
Facebook Page
or the back of
this magazine



Clear plastic bodies to suit a variety of HO
chassis. Many not found elsewhere



Race Report



Round 22

Mallory Park – GC

18th October 2022

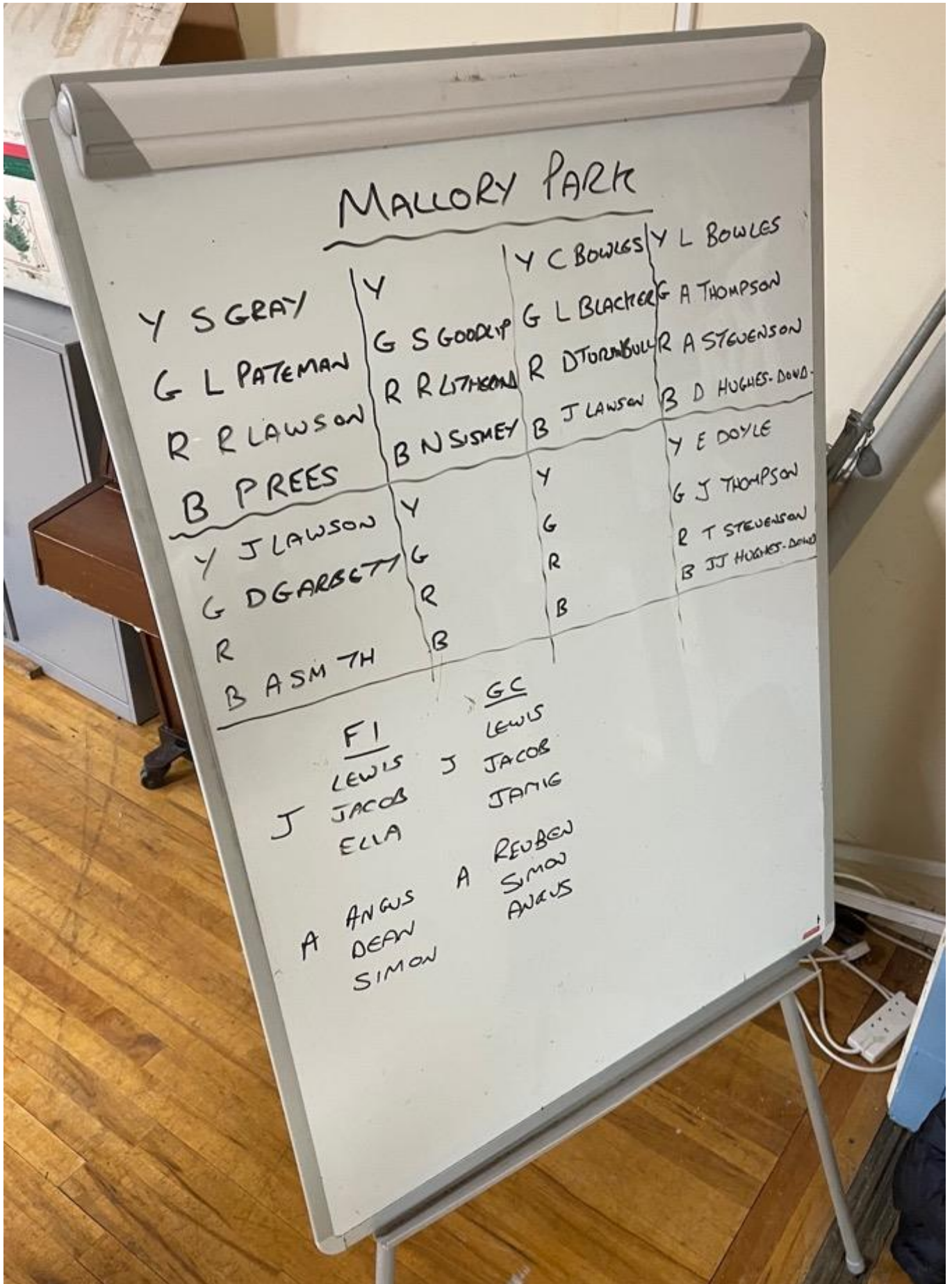
Round 9		Mallory Park (UK)				Rounds 21&22	
Previous Results							
Adults				1st	2nd	3rd	
DHARC 617 F1	27-Jul	2021	88'5"	S Goodlip/P Rees		A Turnbull	A Turnbull
DHARC 618 GC	27-Jul	2021	88'5"	S Goodlip	A Turnbull	A Smith	A Smith
DHARC 625 F1	19-Oct	2021	88'5"	P Rees	A Smith	D Garbett	D Garbett
DHARC 626 GC	19-Oct	2021	88'5"	A Smith	R Litherland	A Turnbull	A Turnbull
DHARC 639	05-Apr	2022	88'5"	S Goodlip	A Smith	L Pateman	L Pateman
DHARC 651 F1	18-Oct	2022	88'5"	A Smith	D Garbett	S Goodlip	S Goodlip
DHARC 652 GC	18-Oct	2022	88'5"	R Litherland	S Goodlip	A Smith	A Smith
Juniors				1st	2nd	3rd	
DHARC 617 F1	27-Jul	2021	88'5"	L Turnbull	N McDonald	L Bowles	L Bowles
DHARC 618 GC	27-Jul	2021	88'5"	L Bowles	L Turnbull	N McDonald	N McDonald
DHARC 625 F1	19-Oct	2021	88'5"	J Lawson	N/A	N/A	N/A
DHARC 626 GC	19-Oct	2021	88'5"	J Lawson	N/A	N/A	N/A
DHARC 639	05-Apr	2022	88'5"	L Bowles	J Lawson	H Smith	H Smith
DHARC 651 F1	18-Oct	2022	88'5"	L Bowles	J Lawson	E Doyle	E Doyle
DHARC 652 GC	18-Oct	2022	88'5"	L Bowles	J Lawson	J Thompson	J Thompson

Circuit Records				Lap Length 88'5"			
Qualifying							
F1/GC	A Smith	05Apr22	142.4 Laps				
F1	A Smith	27Jul21	65.2 Laps				
GC	A Smith	19Oct21	88.7 Laps				
Fastest Laps							
F1	S Goodlip	27Jul21	4.64 secs				
GC	L Pateman	18Oct22	3.67 secs				
Race Laps							
F1	A Smith	27Jul21	33.7 Laps				
GC	A Smith	19Oct21	45.3 Laps				
Final Points							
6.0 Points	S Goodlip	05Apr22					

The diagram shows an oval track with 8 numbered corners. Power inputs are marked with red stars and numbers 1, 2, 3, 4, 5, 6, 7, 8. A Union Jack flag is in the top right corner. The logo for Mallory Park 'The Friendly Circuit' is at the bottom.

DHARC 651 & 652





21 racers joined us at Mallory Park with Jacob Lawson running in both Junior and Adults

Reuben beats the Champs to take second win

'A' Final – Reuben Litherland was so pleased with his two Final wins in F1, and almost making it to the 'A' Final. Therefore he was euphoric to take his second career victory in GC, beating three racers with 11 Adult DHORC Championships between them, in the 'A' Final. After two time Junior Champion Adam Turnbull won the last F1 Club Night it was nice to see two time Junior Champion Reuben taking his win on Tuesday. Having taken second on the grid we knew Reuben was in form, but not how in form.


While **Angus Smith** was on Pole by 2.9 laps the next four qualifiers were within a lap, with Reuben leading that quartet by 0.2 laps from fellow 'A' finalist **Lee Pateman**. Angus equalled his own PB of four Poles in a row, the question was, could he make it three wins in a row? Clearly not with Reuben about! **Simon Goodlip** had already proved what could be done in the Finals by recording the best number of laps of the night, 41.3, to win the 'B'. No one got near that in the 'A' apart from Reuben on the tight Yellow Lane. He missed out in Simon's 'B' score by just 0.1 laps to win the top Final by an emphatic 2.7 laps from an in form Simon. The latter did have to battle a marshalling misdemeanour though unfortunately, late on, but they do happen to us all through the year.



Angus was two laps down on Simon as Mr Smith looks for his third straight Championship while early Championship favourite Lee took 0.01 seconds off his own Mallory Park GC fastest lap record but finished 1.4 laps behind Angus.



Mallory Park was high speed except for the 3" hairpin



'B' Final – **Nick Sismey** would have taken second overall had his 39.1 laps been in the 'A', however he had to settle for second in the 'B' behind Simon's enormous score. **Phil Rees** wasn't in the fight for a possible top Final placing, but he did hold off 'C' Final winner **Chris Bowles** by 1.4 laps to take sixth overall.

'C' Final – **Russell Lawson** had a night to remember taking an incredible 'D' Final win and in his 491st race start only lost out to top of the table racer Chris by 0.1 laps (see Page 32). What a performance from Russell, moving up from 11th in Qualifying to finish 8th overall. He even beat 8th on the grid son **Jacob Lawson** for the first time in four starts by nearly seven laps! In between these two was **Lewis Blacker**, who couldn't match his 4th on the grid at Zandvoort, taking 9th, three laps ahead of our new young charger who has run in 26 races over the last two meetings in the Juniors and Adults!

'D' Final – **Dean Garbett** struggled in Qualifying with car issues on Yellow Lane so was out of place here. However, starting his 492nd race he didn't expect to have such an amazing race with Russell. Nine times out of ten you would have thought Dean would have dominated the 'D' Final, but Russell had other ideas, driving out of his skin. The margin at the flag was just 0.6 laps as a shellshocked room applauded Russell's stupendous victory.

That wasn't the whole story of the closest Final of the night as **Dan Turnbull** was on terms with these two throughout the three minutes. Lap after lap, minute after minute all three were within seconds of each other as the Tomy Timers counted the laps. No-one knew who was going to be victorious. As Russell started his 35th lap both Dean and Dan were finishing their 34th with Dan just 0.2 laps behind Dean. Another two seconds and all three would have been on the same lap. Thank you all for giving us all such an unbelievable display of driving. **Stuart Gray** was also part of the 'D' but this time couldn't match his rivals as he took 13th.

'E' Final – From 12th on the grid **Andrew Thompson** made it two wins out of two in the early Adult Final. This time with a greater victory over our two newest Members. **Alan Stevenson** was again second but this time 4.9 laps back, **Dan Hughes-Dowd** taking back to back Wooden Spoons 7.9 laps back. I'm sure both new racers will take home a great deal from their first two Finals ready for Dijon in three weeks.

MASTERS REPORT

Angus continues domination

Another win made it 14 from 22 starts in 2022 for Angus ahead of Nick, Phil, Dean and Stuart





Ella Doyle with friend Gracie Dean at the John Cooper Esses



Lewis Blacker at Devil's Elbow

Lewis celebrates first Championship with 12th win

'A' Final – Lewis Bowles made the 2022 Championship his own on Tuesday night taking both F1 and GC wins, notching up 12 wins for the year. His two perfect points hauls meant no-one could beat him to the Championship with six Club Nights to go – congratulations Lewis on a fine campaign.

Qualifying on Pole by an incredible 16.5 laps wasn't the full story as **Jacob Lawson** had car problems in both rounds of Qualy, particularly on Red where he only completed 0.3 Laps! He made up for this however by winning the 'B' by a good margin and then taking the challenge to Lewis in the 'A'. Lewis was however on top form and took the win by exactly five laps. **Jamie Thompson** made it to the podium by 0.3 laps ahead of new kid on the block **Jessie-James Hughes-Dowd**.



'B' Final – Ella Doyle and Timmy Stevenson were Jacob's opponents in the 'B' but they had no answer to his pace. Ella got closest eight laps down, Timmy 12.8 laps in arrears. Not bad for a five year old!



Lewis Bowles, our new Junior Champion



Cars in Parc Ferme ready for the Finals

Race Results



Who Came Where?

Who Scored What?



The early 'E' Final, which was won by Andrew Thompson (left), with Alan Stevenson (right) in second and Dan Hughes-Dowd in third.

Derby HO Racing Club Home of HO Le Mans		DERBY H:O RACING CLUB CHAMPIONSHIP RACE 652 Mallory Park GC - 18 October 22 - Round 22												Derby HO Racing Club Home of HO Le Mans					
MASTER POINTS TABLE (NM = NON MEMBER)														POINTS TOTAL					
QUALIFYING						FASTEST LAPS						BEST RACE LAPS (3 MINS)						FINAL POINTS	
POS	JUNIOR	ADULT	LAPS	POS	ADULT	PTS	POS	ADULT	TIME	MPH	POS	ADULT	LAPS	POS	ADULT	PTS	POS	ADULT	PTS
1	A Smith (M)	77.8	1	R Litherland	45	1	L Pateman	3:67	16.427	1	S Goodlip	41.3	1	R Litherland	45				
2	R Litherland	74.9	2	S Goodlip	38	2	S Goodlip	3:90	15.458	2	R Litherland	41.2	2	S Goodlip	38				
3	L Pateman	74.7	3	A Smith (M)	34	3	R Litherland	3:96	15.224	3	A Smith (M)	39.5	3	A Smith (M)	37				
4	N Sismey (M)	74.2	4	L Pateman	31	4	A Smith (M)	4:04	14.922	4	N Sismey (M)	39.1	4	L Pateman	33				
5	S Goodlip	73.9	5	N Sismey (M)	29	5	L Blacker	4:28	14.086	5	L Pateman	38.5	5	N Sismey (M)	29				
6	P Rees (M)	71.2	6	P Rees (M)	28	6	C Bowles	4:34	13.891	6	P Rees (M)	35.9	6	P Rees (M)	28				
7	C Bowles	69.6	7	C Bowles	27	7	D Garbett (M)	4:34	13.891	7	C Bowles	34.9	7	C Bowles	27				
8	J Lawson	66.5	8	R Lawson	26	8	N Sismey (M)	4:41	13.670	8	R Lawson	34.5	8	R Lawson	26				
9	L Blacker	66.0	9	L Blacker	25	9	J Lawson	4:43	13.609	9	J Lawson	34.3	9	L Blacker	25				
10	D Turnbull	62.9	10	J Lawson	24	10	P Rees (M)	4:51	13.367	10	D Garbett (M)	33.9	10	J Lawson	24				
11	R Lawson	59.2	11	D Garbett (M)	23	11	D Turnbull	4:68	12.882	11	D Turnbull	33.7	11	D Garbett (M)	23				
12	A Thompson	54.7	12	D Turnbull	22	12	R Lawson	4:93	12.228	12	L Blacker	33.3	12	D Turnbull	22				
13	S Gray (M)	54.4	13	S Gray (M)	21	13	S Gray (M)	5:20	11.594	13	A Thompson	30.6	13	S Gray (M)	21				
14	D Garbett (M)	53.4	14	A Thompson	20	14	A Thompson	5:35	11.268	14	S Gray (M)	28.3	14	A Thompson	20				
15	D Hughes-Dowd	49.2	15	A Stevenson	19	15	A Stevenson	5:46	11.041	15	A Stevenson	25.7	15	A Stevenson	19				
16	A Stevenson	49.0	16	D Hughes-Dowd	18	16	D Hughes-Dowd	5:72	10.540	16	D Hughes-Dowd	24.9	16	D Hughes-Dowd	18				
QUALIFYING						FASTEST LAPS						BEST RACE LAPS (3 MINS)						FINAL POINTS	
POS	JUNIOR	ADULT	LAPS	POS	ADULT	PTS	POS	JUNIOR	TIME	MPH	POS	JUNIOR	LAPS	POS	JUNIOR	PTS	POS	ADULT	PTS
1	L Bowles	63.4	1	L Bowles	45	1	L Bowles	4:30	14.020	1	L Bowles	32.9	1	L Bowles	50				
2	J Thompson	46.9	2	J Lawson	38	2	J Lawson	4:78	12.612	2	J Lawson	30.2	2	J Lawson	38				
4	J Hughes-Dowd	46.9	3	E Doyle	34	3	E Doyle	5:36	11.247	3	J Thompson	24.3	3	J Thompson	34				
5	E Doyle	45.3	4	J Hughes-Dowd	31	4	J Thompson	5:58	10.804	4	J Hughes-Dowd	24.2	4	J Hughes-Dowd	31				
6	T Stevenson	29.6	5	J Hughes-Dowd	29	5	J Hughes-Dowd	5:80	10.394	5	E Doyle	23.6	5	E Doyle	29				
6	J Lawson	16.3	6	T Stevenson	28	6	T Stevenson	7:25	8.315	6	T Stevenson	17.4	6	T Stevenson	28				

Derby HO Racing Club Home of HO Le Mans		DERBY H:O RACING CLUB CHAMPIONSHIP RACE 652 Mallory Park GC - 18 October 22 - Round 22												Derby HO Racing Club Home of HO Le Mans					
MASTER POINTS TABLE (NM = NON MEMBER)														POINTS TOTAL					
QUALIFYING						FASTEST LAPS						BEST RACE LAPS (3 MINS)						FINAL POINTS	
POS	JUNIOR	ADULT	LAPS	POS	ADULT	PTS	POS	JUNIOR	TIME	MPH	POS	JUNIOR	LAPS	POS	JUNIOR	PTS	POS	ADULT	PTS
1	S Goodlip	3.5	1	R Litherland	45	1	S Goodlip	41.3	1	R Litherland	45								
1	R Lawson	3.5	2	S Goodlip	38	2	S Goodlip	41.2	2	R Litherland	41.2								
3	C Bowles	2.5	3	A Smith (M)	34	3	R Litherland	3:96	15.224	3	A Smith (M)	39.5							
4	R Litherland	2.0	4	L Pateman	31	4	A Smith (M)	4:04	14.922	4	N Sismey (M)	39.1							
5	N Sismey (M)	1.5	5	N Sismey (M)	29	5	L Blacker	4:28	14.086	5	L Pateman	38.5							
5	D Garbett (M)	1.5	6	P Rees (M)	28	6	C Bowles	4:34	13.891	6	P Rees (M)	35.9							
7	A Smith (M)	1.0	7	C Bowles	27	7	D Garbett (M)	4:34	13.891	7	C Bowles	34.9							
7	P Rees (M)	1.0	8	R Lawson	26	8	N Sismey (M)	4:41	13.670	8	R Lawson	34.5							
7	L Blacker	1.0	9	L Blacker	25	9	J Lawson	4:43	13.609	9	J Lawson	34.3							
7	D Turnbull	1.0	10	J Lawson	24	10	P Rees (M)	4:51	13.367	10	D Garbett (M)	33.9							
11	L Pateman	0.5	11	D Garbett (M)	23	11	D Turnbull	4:68	12.882	11	D Turnbull	33.7							
11	J Lawson	0.5	12	D Turnbull	22	12	R Lawson	4:93	12.228	12	L Blacker	33.3							
11	S Gray (M)	0.5	13	S Gray (M)	21	13	S Gray (M)	5:20	11.594	13	A Thompson	30.6							
14	A Thompson	0.0	14	A Thompson	20	14	A Thompson	5:35	11.268	14	S Gray (M)	28.3							
14	D Hughes-Dowd	0.0	15	A Stevenson	19	15	A Stevenson	5:46	11.041	15	A Stevenson	25.7							
14	A Stevenson	0.0	16	D Hughes-Dowd	18	16	D Hughes-Dowd	5:72	10.540	16	D Hughes-Dowd	24.9							



Junior 'A' Final, from left Jamie Thompson (3rd), Jacob Lawson (2nd), winner Lewis and Jessie-James Hughes-Dowd (4th)



CL		NAME		YELLOW		RED		QUAL		FIN		FINAL 1		FINAL 2		FINAL 3		BEST		TOTAL		
				LAPS	TIME	LAPS	TIME	LAPS	TIME	POS	PTS	LAPS	TIME	LAPS	TIME	LAPS	TIME	LAPS	TIME	LAPS	TIME	LAPS
A	A	A Smith (M)	39.5	4.38	38.3	4.11	77.8	A3	1.0	36.5	4.04								39.5	4.04	114.3	
A	R	Litherland	37.8	4.38	37.1	4.25	74.9	A1	2.0	41.2	3.96								41.2	3.96	116.1	
A	L	Pateman	38.5	3.89	36.2	3.70	74.7	A4	0.5	35.1	3.67								38.5	3.67	109.8	
A	N	Sismey (M)	37.0	4.57	37.2	4.41	74.2	B2	1.5	39.1	4.44								39.1	4.41	113.3	
A	S	Goodlip	37.7	4.14	36.2	4.02	73.9	A2	3.5	41.3	4.01	38.5	3.90						41.3	3.90	153.7	
A	P	Rees (M)	35.9	4.55	35.3	4.51	71.2	B3	1.0	34.9	4.90								35.9	4.51	106.1	
A	C	Bowles	34.9	4.54	34.7	4.54	69.6	B4	2.5	32.2	4.56	33.5	4.34						34.9	4.34	135.3	
A	J	Lawson	32.2	4.62	34.3	4.43	66.5	C4	0.5	25.3	4.70								34.3	4.43	91.8	
A	L	Blacker	32.7	4.33	33.3	4.28	66.0	C3	1.0	28.3	4.55								33.3	4.28	94.3	
A	D	Turnbull	31.2	5.22	31.7	4.85	62.9	D3	1.0	33.7	4.68								33.7	4.68	96.6	
A	R	Lawson	28.5	5.28	30.7	5.13	59.2	C2	3.5	34.5	4.93	32.1	5.00						34.5	4.93	125.8	
A	A	Thompson	27.8	5.41	26.9	5.44	54.7	E1		30.6	5.35								30.6	5.35	85.3	
A	S	Gray (M)	28.0	5.50	26.4	5.48	54.4	D4	0.5	28.3	5.20								28.3	5.20	82.7	
A	D	Garbett (M)	22.7	4.36	30.7	4.34	53.4	D2	1.5	33.9	4.35								33.9	4.34	87.3	
A	D	Hughes-Dowd	24.3	6.21	24.9	5.83	49.2	E3		22.7	5.72								24.9	5.72	71.9	
A	A	Stevenson	25.7	5.46	23.3	6.18	49.0	E2		25.7	5.66								25.7	5.46	74.7	
J	L	Bowles	30.7	4.57	32.7	4.59	63.4	A1	2.0	32.9	4.30								32.9	4.30	96.3	
J	J	Thompson	22.6	6.43	24.3	6.25	46.9	A3	1.0	23.2	5.58								24.3	5.58	70.1	
J	JJ	Hughes-Dowd	22.7	6.01	24.2	5.81	46.9	A4	0.5	22.9	5.80								24.2	5.80	69.8	
J	E	Doyle	21.7	6.57	23.6	5.90	45.3	B2	1.5	22.2	5.36								23.6	5.36	67.5	
J	T	Stevenson	15.7	8.91	13.9	8.78	29.6	B3	1.0	17.4	7.25								17.4	7.25	47.0	
J	J	Lawson	16.0	4.93	0.3		16.3	A2	3.5	30.2	4.81	27.9	4.78						30.2	4.78	74.4	
																TOTAL FEET	184,276.1			TOTAL LAPS	2,084.1	




Dan Turnbull took charge of Race Control for most of the evening



Simon Goodlip helped out at Parc Ferme while Phil Rees was racing

Everyone's
Best Results
At This Circuit



What are my Best Scores?
Who Have I Beaten?



Russell Lawson had a terrific evening with GC, winning an incredibly close 'D' Final and then almost taking the 'C' in his 491st race – great stuff Russell.

Mallory Park Best Off Chart 1

Qualifying Combined					Final Points			
Pos	Adult	Laps	MPH	Date	Pos	Adult	Pts	Date
1	A Smith (M)	142.4	11.923	05-Apr-22	1	S Goodlip	6.0	05-Apr-22
2	D Garbett (M)	136.3	11.413	05-Apr-22	2	A Turnbull	5.5	27-Jul-21
3	L Pateman	130.4	10.919	05-Apr-22	2	R Litherland	5.5	18-Oct-22
4	P Rees (M)	130.1	10.893	05-Apr-22	4	P Rees (M)	4.0	27-Jul-21
5	N Sismey (M)	129.1	10.810	05-Apr-22	5	L Smith	3.5	05-Apr-22
6	A Turnbull	127.7	10.692	05-Apr-22	5	S Gray (M)	3.5	27-Jul-21
7	C Bowles	125.4	10.500	05-Apr-22	5	D Garbett (M)	3.5	18-Oct-22
8	S Goodlip	123.8	10.366	05-Apr-22	8	C Bowles	3.0	27-Jul-21
9	L Blacker	117.8	9.864	05-Apr-22	8	N Sismey (M)	3.0	19-Oct-21
10	L Smith	117.2	9.813	05-Apr-22	8	L Blacker	3.0	19-Oct-21
11	G Peach (M)	115.8	9.696	05-Apr-22	8	D Edwards	3.0	27-Jul-21
12	D Turnbull	114.5	9.587	05-Apr-22	12	S Smith	2.5	05-Apr-22
13	C Cooper	110.5	9.252	05-Apr-22	12	G Peach (M)	2.5	19-Oct-21
14	R Lawson	108.9	9.118	05-Apr-22	12	C Cooper	2.5	19-Oct-21
15	S Gray (M)	99.5	8.331	05-Apr-22	12	A Holliday	2.5	19-Oct-21
16	S Smith	97.9	8.197	05-Apr-22	16	A Smith (M)	2.0	19-Oct-21
17	S Kerr	85.4	7.151	05-Apr-22	17	M Dutson	1.5	05-Apr-22
18	A Thompson	83.2	6.966	05-Apr-22	17	L Pateman	1.5	27-Jul-21
19	M Dutson	69.9	5.853	05-Apr-22	17	D Turnbull	1.5	27-Jul-21
20	D Edwards	N/A	N/A	N/A	17	R Lawson	1.5	19-Oct-21
20	R Litherland	N/A	N/A	N/A	17	J Lamb	1.5	27-Jul-21
20	L Edwards	N/A	N/A	N/A	17	J McDonald	1.5	27-Jul-21
20	J Lamb	N/A	N/A	N/A	17	J Lawson	1.5	18-Oct-22
20	J McDonald	N/A	N/A	N/A	24	L Edwards	1.0	27-Jul-21
20	A Holliday	N/A	N/A	N/A	25	S Kerr	0.0	05-Apr-22
20	J Lawson	N/A	N/A	N/A	25	A Thompson	0.0	05-Apr-22
20	A Stevenson	N/A	N/A	N/A	25	A Stevenson	0.0	18-Oct-22
20	D Hughes-Dowd	N/A	N/A	N/A	25	D Hughes-Dowd	0.0	18-Oct-22
Pos	Junior	Laps	MPH	Date	Pos	Junior	Pts	Date
1	L Bowles	106.8	8.942	05-Apr-22	1	E Doyle	3.0	18-Oct-22
2	J Lawson	99.9	8.365	05-Apr-22	2	J Thompson	2.5	05-Apr-22
3	H Smith	90.9	7.611	05-Apr-22	3	L Bowles	2.0	27-Jul-21
4	J Thompson	71.4	5.978	05-Apr-22	3	J Lawson	2.0	19-Oct-21
5	E Doyle	59.2	4.957	05-Apr-22	3	L Turnbull	2.0	27-Jul-21
6	T Kerr	57.0	4.773	05-Apr-22	6	N McDonald	1.5	27-Jul-21
7	L Turnbull	N/A	N/A	N/A	6	JJ Hughes-Dowd	1.5	18-Oct-22
7	JJ Hughes-Dowd	N/A	N/A	N/A	8	H Smith	1.0	05-Apr-22
7	T Stevenson	N/A	N/A	N/A	8	T Stevenson	1.0	18-Oct-22
7	N McDonald	N/A	N/A	N/A	8	T Kerr	1.0	05-Apr-22



Dean Garbett reached 492 three-minute races in the GC 'B' Final, just eight races to go before he is awarded his 500 race starts DHORC polo shirt.

Mallory Park Best Off Chart 2 - F1

Qualifying					Fastest Laps					Race Laps				
Pos	Adult	Laps	MPH	Date	Pos	Adult	Time	MPH	Date	Pos	Adult	Laps	MPH	Date
1	A Smith (M)	65.2	10.919	27-Jul-21	1	S Goodlip	4.64	12.993	27-Jul-21	1	A Smith (M)	33.7	11.287	27-Jul-21
2	S Goodlip	65.0	10.885	27-Jul-21	2	D Garbett (M)	4.82	12.508	18-Oct-22	1	P Rees (M)	33.7	11.287	19-Oct-21
3	A Turnbull	64.0	10.718	27-Jul-21	3	A Turnbull	4.85	12.430	19-Oct-21	1	S Goodlip	33.7	11.287	05-Apr-22
4	D Garbett (M)	63.7	10.667	19-Oct-21	4	A Smith (M)	4.92	12.253	18Oct22	4	D Garbett (M)	33.1	11.086	18-Oct-22
5	P Rees (M)	61.9	10.366	19-Oct-22	4	L Pateman	4.92	12.253	18-Oct-22	5	A Turnbull	32.3	10.818	27-Jul-21
6	N Sismey (M)	59.8	10.014	19-Oct-21	6	C Bowles	5.04	11.962	27-Jul-21	6	N Sismey (M)	31.7	10.617	19-Oct-21
7	L Pateman	58.7	9.830	27-Jul-21	7	P Rees (M)	5.05	11.938	19-Oct-21	6	L Pateman	31.7	10.617	05-Apr-22
8	A Holliday	53.9	9.026	19-Oct-21	8	N Sismey (M)	5.06	11.914	19-Oct-21	8	G Peach (M)	31.2	10.450	19-Oct-21
9	D Edwards	53.2	8.909	27-Jul-21	9	G Peach (M)	5.19	11.616	19-Oct-21	9	R Litherland	30.6	10.249	18-Oct-22
10	D Turnbull	53.0	8.875	19-Oct-21	10	D Edwards	5.25	11.483	27-Jul-21	10	D Edwards	30.3	10.148	27-Jul-21
11	L Blacker	52.7	8.825	18-Oct-22	11	L Smith	5.32	11.332	05-Apr-22	11	C Bowles	30.2	10.115	27-Jul-21
12	J Lamb	52.6	8.809	27-Jul-21	12	R Litherland	5.35	11.268	27-Jul-21	12	L Smith	29.9	10.014	05-Apr-22
13	C Bowles	52.2	8.742	27-Jul-21	13	J Lamb	5.36	11.247	27-Jul-21	13	D Turnbull	28.5	9.545	27-Jul-21
14	G Peach (M)	51.7	8.658	19-Oct-21	14	D Turnbull	5.48	11.001	27-Jul-21	14	A Holliday	27.5	9.210	19-Oct-21
15	C Cooper	49.7	8.323	19-Oct-21	15	L Blacker	5.49	10.981	18-Oct-22	15	C Cooper	27.2	9.110	19-Oct-21
16	S Gray (M)	49.6	8.306	19-Oct-21	16	A Holliday	5.62	10.727	19-Oct-21	16	J Lamb	26.9	9.009	27-Jul-21
16	R Litherland	49.6	8.306	19-Oct-21	17	C Cooper	5.65	10.670	05-Apr-22	17	L Blacker	26.8	8.976	18-Oct-22
18	L Edwards	47.8	8.005	27-Jul-21	18	J Lawson	5.70	10.577	18-Oct-22	18	S Gray (M)	25.9	8.675	05-Apr-22
18	L Smith	47.8	8.005	27-Jul-21	19	R Lawson	5.85	10.305	05-Apr-22	19	L Edwards	25.5	8.541	27-Jul-21
20	R Lawson	44.5	7.452	18-Oct-22	20	S Gray (M)	5.87	10.270	05-Apr-22	20	J Lawson	25.2	8.440	18-Oct-22
21	J McDonald	43.3	7.251	27-Jul-21	20	S Smith	5.87	10.270	05-Apr-22	21	R Lawson	24.7	8.273	05-Apr-22
22	A Stevenson	39.8	6.665	18-Oct-22	22	L Edwards	6.20	9.724	27-Jul-21	22	J McDonald	22.1	7.402	27-Jul-21
23	J Lawson	37.0	6.196	18-Oct-22	23	S Kerr	6.38	9.449	05-Apr-22	22	S Smith	22.1	7.402	05-Apr-22
24	D Hughes-Dowd	34.8	5.828	18-Oct-22	24	A Stevenson	6.72	8.971	18-Oct-22	22	A Thompson	22.1	7.402	05-Apr-22
25	A Thompson	31.8	5.325	18-Oct-22	25	D Hughes-Dowd	6.85	8.801	18-Oct-22	25	A Stevenson	20.3	6.799	18-Oct-22
26	M Duston	N/A	N/A	N/A	26	J McDonald	7.07	8.527	27-Jul-21	26	M Duston	20.2	6.765	05-Apr-22
26	S Kerr	N/A	N/A	N/A	27	A Thompson	7.12	8.467	05-Apr-22	27	S Kerr	19.7	6.598	05-Apr-22
26	S Smith	N/A	N/A	N/A	28	M Duston	7.17	8.408	05-Apr-22	28	D Hughes-Dowd	18.1	6.062	18-Oct-22

Pos	Junior	Laps	MPH	Date	Pos	Junior	Time	MPH	Date	Pos	Junior	Laps	MPH	Date
1	L Turnbull	53.0	8.875	27-Jul-21	1	L Bowles	5.38	11.206	18-Oct-22	1	L Turnbull	26.9	9.009	27-Jul-21
2	L Bowles (C)	43.9	7.352	27-Jul-21	2	L Turnbull	5.78	10.430	27-Jul-21	2	L Bowles	26.5	8.875	18-Oct-22
3	N McDonald	42.5	7.117	27-Jul-21	3	J Lawson	5.80	10.394	18-Oct-22	3	J Lawson	22.7	7.603	05-Apr-22
4	J Lawson	41.3	6.916	19-Oct-21	4	H Smith	6.15	9.803	05-Apr-22	4	N McDonald	21.9	7.335	27-Jul-21
5	J Thompson	35.3	5.911	18-Oct-22	5	JJ Hughes-Dowd	6.72	8.971	18-Oct-22	5	H Smith	20.7	6.933	05-Apr-22
6	JJ Hughes-Dowd	35.2	5.895	18-Oct-22	6	N McDonald	7.37	8.180	27-Jul-21	6	E Doyle	20.6	6.899	18-Oct-22
7	E Doyle	30.2	5.057	18-Oct-22	6	E Doyle	7.37	8.180	18-Oct-22	7	J Thompson	19.6	6.565	18-Oct-22
8	T Stevenson	26.9	4.505	18-Oct-22	8	J Thompson	7.41	8.136	18-Oct-22	8	JJ Hughes-Dowd	19.5	6.531	18-Oct-22
9	T Kerr	N/A	N/A	N/A	9	T Kerr	8.46	7.126	05-Apr-22	9	T Kerr	15.9	5.325	05-Apr-22
9	H Smith	N/A	N/A	N/A	10	T Stevenson	9.10	6.625	18-Oct-22	10	T Stevenson	13.7	4.588	18-Oct-22



Adult 'C' Final, from left, Jacob (4th), Russell (2nd), winner Chris Bowles and Lewis (3rd)



Lee Pateman broke his own Mallory Park GC fastest lap record with a 16.427 mph lap

Mallory Park Best Off Chart 3 - GC

Qualifying					Fastest Laps					Race Laps				
Pos	Adult	Laps	MPH	Date	Pos	Adult	Time	MPH	Date	Pos	Adult	Laps	MPH	Date
1	A Smith (M)	88.7	14.854	19-Oct-21	1	L Pateman	3.67	16.427	18-Oct-22	1	A Smith (M)	45.3	15.172	19-Oct-21
2	S Goodlip	77.5	12.978	27-Jul-21	2	A Smith (M)	3.72	16.206	19-Oct-21	2	S Goodlip	44.2	14.804	27-Jul-21
3	L Pateman	77.1	12.911	27-Jul-21	3	S Goodlip	3.82	15.782	27-Jul-21	3	L Pateman	42.7	14.301	05-Apr-22
4	R Litherland	74.9	12.543	18-Oct-22	4	R Litherland	3.85	15.659	19-Oct-21	4	R Litherland	41.8	14.000	19-Oct-21
5	N Sismey (M)	74.2	12.426	18-Oct-22	5	J Lamb	3.93	15.340	19-Oct-21	5	P Rees (M)	39.3	13.163	19-Oct-21
6	A Turnbull	72.8	12.191	19-Oct-21	6	C Bowles	4.04	14.922	27-Jul-21	6	N Sismey (M)	39.1	13.096	18-Oct-22
7	C Bowles	72.4	12.124	27-Jul-21	7	D Garbett (M)	4.08	14.776	27-Jul-21	7	A Turnbull	38.6	12.928	27-Jul-21
8	D Garbett (M)	71.3	11.940	19-Oct-21	8	N Sismey (M)	4.10	14.704	19-Oct-21	7	D Garbett (M)	38.6	12.928	05-Apr-22
9	P Rees (M)	71.2	11.923	18-Oct-22	9	A Turnbull	4.16	14.492	27-Jul-21	9	C Bowles	38.2	12.794	27-Jul-21
10	J Lamb	71.0	11.890	19-Oct-21	10	C Cooper	4.22	14.286	05-Apr-22	10	J Lamb	36.5	12.225	27-Jul-21
11	L Smith	70.8	11.856	27-Jul-21	11	P Rees (M)	4.26	14.152	19-Oct-21	11	L Smith	36.3	12.158	05-Apr-22
12	J Lawson	66.5	11.136	18-Oct-22	12	L Blacker	4.28	14.086	18-Oct-22	12	D Edwards	35.5	11.890	27-Jul-21
13	L Blacker	66.0	11.053	18-Oct-22	13	L Smith	4.29	14.053	27-Jul-21	13	G Peach (M)	34.7	11.622	27-Jul-21
14	G Peach (M)	63.4	10.617	27-Jul-21	14	G Peach (M)	4.34	13.891	05-Apr-22	14	R Lawson	34.5	11.555	18-Oct-22
15	D Turnbull	63.3	10.600	19-Oct-21	15	J Lawson	4.43	13.609	18-Oct-22	15	J Lawson	34.3	11.488	05-Apr-22
16	R Lawson	59.2	9.914	18-Oct-22	16	D Edwards	4.44	13.578	27-Jul-21	16	D Turnbull	33.8	11.320	19-Oct-21
17	D Edwards	58.3	9.763	27-Jul-21	17	D Turnbull	4.66	12.937	19-Oct-21	17	A Holliday	33.7	11.287	19-Oct-21
18	A Holliday	57.9	9.696	19-Oct-21	18	A Holliday	4.87	12.379	19-Oct-21	17	L Blacker	33.7	11.287	05-Apr-22
19	A Thompson	54.7	9.160	18-Oct-22	19	R Lawson	4.88	12.354	19-Oct-21	19	S Smith	32.5	10.885	05-Apr-22
20	S Gray (M)	54.4	9.110	18-Oct-22	20	S Smith	4.95	12.179	05-Apr-22	20	C Cooper	31.5	10.550	19-Oct-21
21	L Edwards	52.9	8.859	27-Jul-21	21	S Gray (M)	5.08	11.867	19-Oct-21	21	A Thompson	30.6	10.249	18-Oct-22
22	C Cooper	51.9	8.691	19-Oct-21	22	S Kerr	5.10	11.821	05-Apr-22	22	S Gray (M)	29.7	9.947	19-Oct-21
23	D Hughes-Dowd	49.2	8.239	18-Oct-22	23	A Thompson	5.35	11.268	18-Oct-22	23	L Edwards	26.7	8.942	27-Jul-21
24	A Stevenson	49.0	8.206	18-Oct-22	24	A Stevenson	5.46	11.041	18-Oct-22	24	A Stevenson	25.7	8.608	18-Oct-22
25	J McDonald	44.4	7.435	27-Jul-21	25	L Edwards	5.47	11.021	27-Jul-21	25	S Kerr	25.3	8.474	05-Apr-22
26	M Duston	N/A	N/A	N/A	26	D Hughes-Dowd	5.72	10.540	18-Oct-22	26	D Hughes-Dowd	24.9	8.340	18-Oct-22
26	S Kerr	N/A	N/A	N/A	27	M Dutson	6.43	9.376	05-Apr-22	27	J McDonald	23.8	7.971	27-Jul-21
26	S Smith	N/A	N/A	N/A	28	J McDonald	6.87	8.775	27-Jul-21	28	M Dutson	19.9	6.665	05-Apr-22
Pos	Junior	Laps	MPH	Date	Pos	Junior	Time	MPH	Date	Pos	Junior	Laps	MPH	Date
1	L Bowles (C)	64.8	10.852	27-Jul-21	1	J Lawson	4.12	14.633	19-Oct-21	1	L Bowles	34.7	11.622	27-Jul-21
2	L Turnbull	57.4	9.612	27-Jul-21	2	L Bowles	4.30	14.020	18-Oct-22	2	J Lawson	30.2	10.115	18-Oct-22
3	N McDonald	53.2	8.909	27-Jul-21	3	H Smith	4.74	12.719	05-Apr-22	3	H Smith	29.7	9.947	05-Apr-22
4	J Thompson	46.9	7.854	18-Oct-22	4	N McDonald	4.93	12.228	27-Jul-21	4	L Turnbull	29.5	9.880	27-Jul-21
4	JJ Hughes-Dowd	46.9	7.854	18-Oct-22	5	L Turnbull	5.07	11.891	27-Jul-21	5	N McDonald	28.5	9.545	27-Jul-21
6	E Doyle	45.3	7.586	18-Oct-22	6	E Doyle	5.36	11.247	18-Oct-22	6	J Thompson	24.3	8.139	18-Oct-22
7	J Lawson	40.5	6.782	19-Oct-21	7	J Thompson	5.58	10.804	18-Oct-22	7	JJ Hughes-Dowd	24.2	8.105	18-Oct-22
8	T Stevenson	29.6	4.957	18-Oct-22	8	JJ Hughes-Dowd	5.80	10.394	18-Oct-22	8	E Doyle	23.6	7.904	18-Oct-22
9	T Kerr	N/A	N/A	N/A	9	T Stevenson	7.25	8.315	18-Oct-22	9	T Stevenson	17.4	5.828	18-Oct-22
9	H Smith	N/A	N/A	N/A	10	T Kerr	8.28	7.281	05-Apr-22	10	T Kerr	14.7	4.923	05-Apr-22



This is how close Russell came to reaching the 'B' Final



Great to see Roy Masters making an appearance late in the evening

Championship Tables



Those All Important
Points!

DHRC Championship 2022

Pos	Competitor Name (Adult)	LB FT 11-Jan	LB GC 2	DOR FT 3	DOR GC 4	MAS FT 5	MAS GC 6	ZAN FT 7	ZAN GC 8	MAL P 9	DLJ FT 10	DLJ GC 11	KNOC 12	OP FT 13	OP GC 14	LB FT 15	LB GC 16	DOR FT 17	DOR GC 18	ZAN FT 19	ZAN GC 20	MAL P 21	MAL GC 22	18-Oct 23	18-Oct 24	Total Scores	Best (65%) Score	Diff
1	A Smith	DNS	DNS	45	40	33	47	34	50	40	34	43	48	29	40	37	38	47	40	43	50	46	37	811	755	56		
2	L Palmerman	35	50	34	50	37	41	37	38	35	29	45	39	27	48	34	50	29	48	DNS	DNS	28	33	749	695	60		
3	P Rees	45	37	38	29	34	36	38	38	28	41	29	37	31	31	38	29	34	28	34	34	27	28	702	697	98		
4	S Goodship	40	34	36	31	DNS	DNS	48	28	46	45	31	32	50	34	29	28	DNS	DNS	DNS	DNS	36	38	586	588	11		
5	A Turnbull	29	31	27	34	50	31	28	34	28	29	36	34	38	29	28	34	28	29	45	26	DNS	DNS	635	585	9		
6	N Slamey	31	31	29	28	38	29	29	29	27	34	38	28	34	35	47	31	31	34	29	38	31	29	680	576	1		
7	C Bowles	DNS	DNS	25	27	26	25	34	31	25	31	27	29	DNS	DNS	34	27	41	28	31	28	26	27	520	520	56		
8	D Garbett	28	28	33	25	25	27	24	27	32	28	24	26	28	27	24	26	27	27	DNS	DNS	42	33	537	492	28		
9	D Turnbull	22	24	18	23	DNS	DNS	23	21	22	20	22	22	24	23	26	25	26	22	28	29	25	22	467	426	63		
10	L Blacker	26	20	20	16	21	23	16	19	24	22	23	21	25	24	25	24	21	24	20	20	24	25	483	412	17		
11	R Litherland	27	29	24	34	28	34	25	23	DNS	23	34	DNS	DNS	DNS	DNS	DNS	25	31	DNS	DNS	29	45	411	411	1		
12	S Gray	23	21	26	18	24	22	21	18	21	18	18	19	21	21	23	23	22	23	24	23	22	21	471	400	11		
13	G Peach	25	28	28	26	20	28	26	26	23	25	25	26	26	28	DNS	DNS	DNS	DNS	DNS	DNS	DNS	DNS	369	369	31		
14	R Lawson	24	23	21	20	DNS	DNS	15	18	19	DNS	DNS	DNS	19	19	DNS	DNS	DNS	DNS	22	25	21	28	272	272	97		
15	M Dutton	DNS	DNS	DNS	DNS	DNS	DNS	14	14	17	17	17	16	20	20	22	22	23	21	26	21	DNS	DNS	270	270	2		
16	A Thompson	DNS	DNS	DNS	DNS	20	20	13	13	16	15	16	15	14	17	21	21	21	DNS	DNS	DNS	20	20	243	243	27		
17	L Smith	DNS	DNS	DNS	DNS	DNS	DNS	19	24	26	DNS	DNS	24	23	26	DNS	DNS	DNS	DNS	27	31	DNS	DNS	200	200	43		
18	D Edwards	DNS	DNS	23	19	23	24	22	17	DNS	26	21	20	DNS	DNS	DNS	DNS	DNS	DNS	DNS	DNS	DNS	DNS	195	195	5		
19	S Smith	DNS	DNS	15	15	DNS	DNS	DNS	DNS	18	18	20	17	22	22	DNS	DNS	DNS	DNS	21	22	DNS	DNS	190	190	5		
20	C Cooper	21	22	17	21	22	21	18	20	20	DNS	DNS	DNS	DNS	DNS	DNS	DNS	DNS	DNS	20	20	DNS	DNS	40	40	9		
21	J Lamb	20	26	14	22	DNS	DNS	17	22	DNS	DNS	DNS	23	DNS	DNS	DNS	DNS	DNS	DNS	DNS	DNS	DNS	DNS	144	144	38		
22	L Edwards	DNS	DNS	19	17	DNS	DNS	20	15	DNS	21	19	18	DNS	DNS	DNS	DNS	DNS	DNS	DNS	DNS	DNS	DNS	129	129	15		
23	S Kerr	DNS	DNS	DNS	DNS	DNS	DNS	DNS	DNS	15	16	15	15	18	18	DNS	DNS	DNS	DNS	23	27	23	24	97	97	32		
24	J Lawson	DNS	DNS	DNS	DNS	DNS	DNS	DNS	DNS	DNS	DNS	DNS	DNS	DNS	DNS	DNS	DNS	DNS	DNS	23	27	23	24	97	97	32		
25	L Bowles	DNS	DNS	DNS	DNS	DNS	DNS	DNS	DNS	DNS	DNS	DNS	DNS	DNS	DNS	DNS	DNS	24	25	DNS	DNS	DNS	DNS	185	185	5		
26	H Smith	DNS	DNS	DNS	DNS	DNS	DNS	DNS	DNS	DNS	DNS	DNS	DNS	DNS	DNS	DNS	DNS	DNS	DNS	25	24	DNS	DNS	49	49	48		
27	A Woodhouse	DNS	DNS	DNS	DNS	DNS	DNS	DNS	DNS	DNS	DNS	DNS	DNS	DNS	DNS	DNS	DNS	DNS	DNS	20	20	DNS	DNS	40	40	9		
28	A Stevenson	DNS	DNS	DNS	DNS	DNS	DNS	DNS	DNS	DNS	DNS	DNS	DNS	DNS	DNS	DNS	DNS	DNS	DNS	DNS	DNS	19	19	38	38	2		
29	D Hughes-Dowd	DNS	DNS	DNS	DNS	DNS	DNS	DNS	DNS	DNS	DNS	DNS	DNS	DNS	DNS	DNS	DNS	DNS	DNS	DNS	DNS	18	18	36	36	2		
30	R Masters	DNS	DNS	16	14	DNS	DNS	DNS	DNS	DNS	DNS	DNS	DNS	DNS	DNS	DNS	DNS	DNS	DNS	DNS	DNS	DNS	DNS	30	30	6		
Pos	(Juniors)	631	632	633	634	635	636	637	638	639	640	641	642	643	644	645	646	647	648	649	650	651	652	16	12			
1	L Bowles	DNS	DNS	38	50	50	50	48	50	49	36	38	48	DNS	DNS	50	48	43	50	34	43	50	50	823	823			
2	J Lawson	DNS	DNS	50	38	DNS	DNS	34	38	38	DNS	DNS	DNS	45	38	DNS	DNS	DNS	DNS	36	45	38	38	538	538			
3	J Thompson	DNS	DNS	DNS	DNS	38	38	42	34	31	45	34	34	34	31	38	38	DNS	DNS	DNS	DNS	DNS	34	502	502			
4	H Smith	DNS	DNS	34	34	DNS	DNS	DNS	DNS	35	38	50	44	43	50	DNS	DNS	DNS	DNS	38	34	DNS	DNS	400	400			
5	E Doyle	DNS	DNS	DNS	DNS	DNS	DNS	DNS	DNS	29	29	31	29	29	34	34	38	DNS	DNS	45	31	34	29	390	390			
6	T Kerr	DNS	DNS	DNS	DNS	DNS	DNS	DNS	DNS	28	34	29	31	31	29	DNS	DNS	DNS	DNS	DNS	DNS	DNS	DNS	182	182			
7	J Woodhouse	DNS	DNS	DNS	DNS	DNS	DNS	DNS	DNS	DNS	DNS	DNS	DNS	DNS	DNS	DNS	DNS	45	38	DNS	DNS	DNS	DNS	83	83			
8	JJ Hughes-Dowd	DNS	DNS	DNS	DNS	DNS	DNS	DNS	DNS	DNS	DNS	DNS	DNS	DNS	DNS	DNS	DNS	DNS	DNS	DNS	DNS	29	31	60	60			
9	J Stevenson	DNS	DNS	DNS	DNS	DNS	DNS	DNS	DNS	DNS	DNS	DNS	DNS	DNS	DNS	DNS	DNS	DNS	DNS	DNS	DNS	28	28	56	56			
Pos	(Masters)	631	632	633	634	635	636	637	638	639	640	641	642	643	644	645	646	647	648	649	650	651	652	16	12			
1	A Smith	DNS	DNS	48	50	38	50	43	50	48	38	50	48	34	38	38	50	50	49	50	50	50	50	932	862			
2	P Rees	50	34	40	38	38	38	45	38	34	48	38	34	43	38	38	34	38	34	38	34	31	34	819	698			
3	N Slamey	38	48	34	34	46	38	34	34	31	33	34	38	46	48	48	48	39	34	38	34	38	34	816	693			
4	D Garbett	34	33	29	33	29	31	29	31	40	36	29	31	31	31	31	31	31	31	DNS	DNS	38	31	635	578			
5	S Gray	29	29	29	31	28	28	28	28	28	28	28	28	28	28	28	28	28	29	29	31	29	29	631	519			
6	G Peach	31	38	31	31	31	34	31	38	29	31	31	31	29	34	DNS	DNS	DNS	DNS	DNS	DNS	DNS	DNS	450	450			
7	R Masters	DNS	DNS	27	27	DNS	DNS	DNS	DNS	DNS	DNS	DNS	DNS	DNS	DNS	DNS	DNS	DNS	DNS	DNS	DNS	DNS	DNS	54	54			

Note: Red = Removed Lowest Score, Green = Can Still Win Championship



Adult 'A' Final, left to right, winner Reuben Litherland, Simon (2nd), Angus Smith (3rd) and Lee (4th)



Pos	Competitor Name	Wins	DHORC Final Challenge 2022																												Results	
			LB F1	LB GC	DON F1	DON GC	MAS F1	MAS GC	ZAN F1	ZAN GC	IMAL P	DIJ F1	DIJ GC	KNOC	OP F1	OP GC	LB F1	LB GC	DON F1	DON GC	ZAN F1	ZAN GC	MP F1	MP GC	MP F1	MP GC	Points	Rate				
	(Adult)		11-Jan	11-Jan	01-Feb	01-Feb	22-Feb	22-Feb	05-Apr	05-Apr	26-Apr	26-Apr	17-May	07-Jun	07-Jun	28-Jun	28-Jun	09-Aug	09-Aug	27-Sep	27-Sep	18-Oct	18-Oct	18-Oct	18-Oct	(28)	Rate					
1	P Rees	11	2.0	2.5	1.5	1.5	5.0	1.5	1.5	1.5	1.5	1.5	2.5	2.5	2.5	1.5	1.5	7.0	3.0	3.0	1.0	0.5	1.0	45.0	100.00%							
2	A Turnbull	9	1.5	3.5	0.5	0.5	2.0	4.5	1.0	1.0	3.5	1.5	3.0	5.5	1.5	1.0	1.0	1.0	1.5	2.0	1.5	DNS	DNS	38.5	90.91%							
3	L Blacker	9	3.5	1.5	1.5	1.0	0.5	1.5	3.0	0.5	3.0	3.5	2.5	1.0	2.5	3.0	2.5	0.5	2.5	0.0	0.0	0.5	1.0	36.5	100.00%							
4	C Bowles	9	DNS	DNS	1.0	2.5	1.5	3.0	3.0	2.5	1.0	0.5	4.5	1.5	DNS	DNS	3.0	2.5	1.5	1.5	0.5	1.0	1.5	2.5	35.0	81.82%						
5	A Smith	9	DNS	DNS	2.0	0.5	0.5	2.0	1.5	3.0	1.5	2.0	1.5	2.0	1.5	0.5	1.5	2.0	3.5	1.5	2.0	2.0	1.0	33.5	100.00%							
6	S Goodlip	10	1.5	1.0	3.0	0.5	DNS	DNS	2.0	3.0	6.0	2.0	0.5	2.0	1.0	3.5	1.0	DNS	DNS	DNS	DNS	1.0	3.5	32.0	72.73%							
7	S Gray	4	1.5	2.5	1.5	2.5	0.5	1.0	0.5	1.0	2.5	1.0	0.5	1.0	0.5	1.5	1.5	1.0	1.5	0.5	1.5	1.0	0.5	28.0	100.00%							
8	G Peach	5	1.0	1.0	5.0	3.5	1.5	1.0	1.5	1.5	1.5	1.0	1.5	3.5	3.0	DNS	DNS	DNS	DNS	DNS	DNS	DNS	DNS	27.5	63.64%							
8	N Sismey	3	2.5	0.5	1.5	1.0	1.5	1.5	1.5	1.5	0.5	1.0	1.0	1.0	1.0	2.0	2.5	0.5	1.0	1.5	1.5	0.5	1.5	27.5	100.00%							
10	D Garbett	5	3.0	1.0	5.0	1.0	3.0	0.5	0.5	0.5	1.0	0.5	1.0	1.0	0.5	0.5	1.5	0.5	0.5	DNS	DNS	3.5	1.5	27.0	90.91%							
11	L Pateman	7	1.0	2.0	0.5	2.0	0.5	1.5	2.5	1.5	1.0	0.5	2.0	1.5	0.5	2.0	1.5	2.0	DNS	DNS	1.0	0.5	0.5	26.5	90.91%							
12	R Litherland	6	0.5	1.5	0.5	3.0	1.0	1.0	3.0	1.5	DNS	1.5	3.0	DNS	DNS	DNS	DNS	1.0	0.5	DNS	DNS	5.5	2.0	25.5	63.64%							
13	D Turnbull	1	1.0	0.5	0.5	1.5	DNS	DNS	3.5	0.5	1.0	1.5	1.0	1.0	0.5	1.5	1.5	1.0	1.5	1.0	1.5	1.0	1.0	23.5	90.91%							
14	L Smith	6	DNS	DNS	DNS	DNS	DNS	3.0	2.5	3.5	DNS	2.5	1.5	1.5	1.5	DNS	DNS	DNS	2.5	2.5	DNS	DNS	DNS	19.5	50.00%							
15	S Smith	5	DNS	DNS	0.5	2.5	DNS	DNS	DNS	2.5	2.5	3.5	1.5	3.0	1.0	DNS	DNS	DNS	DNS	0.5	1.0	DNS	DNS	18.5	50.00%							
16	J Lamb	4	1.5	3.5	1.5	1.0	DNS	DNS	1.5	7.0	DNS	DNS	1.5	DNS	DNS	DNS	DNS	DNS	DNS	DNS	DNS	DNS	DNS	17.5	31.82%							
16	M Dutton	3	DNS	DNS	DNS	DNS	1.5	1.5	1.5	1.5	1.5	1.5	1.0	1.5	1.5	1.0	1.0	1.5	0.5	1.5	0.5	DNS	DNS	17.5	87.50%							
18	C Cooper	3	2.5	1.0	3.5	2.5	1.0	0.5	1.5	1.5	DNS	DNS	DNS	DNS	DNS	DNS	DNS	DNS	DNS	DNS	DNS	DNS	DNS	14.5	40.91%							
19	D Edwards	1	DNS	DNS	1.5	1.0	1.5	0.5	1.0	1.5	DNS	3.5	0.5	1.5	DNS	DNS	DNS	DNS	DNS	DNS	DNS	DNS	DNS	12.5	45.00%							
20	R Lawson	1	0.5	1.5	0.5	1.5	DNS	DNS	0.5	1.0	DNS	DNS	DNS	0.0	0.0	DNS	DNS	DNS	DNS	1.0	1.0	0.5	3.5	12.0	59.09%							
21	L Edwards	1	DNS	DNS	1.0	1.5	DNS	DNS	1.5	0.5	DNS	0.5	1.0	2.5	DNS	DNS	DNS	DNS	DNS	DNS	DNS	DNS	DNS	8.5	35.00%							
22	J Lawson	1	DNS	DNS	DNS	DNS	DNS	DNS	DNS	DNS	DNS	DNS	DNS	DNS	DNS	DNS	DNS	DNS	DNS	1.5	2.5	1.5	0.5	6.0	100.00%							
23	H Smith	2	DNS	DNS	DNS	DNS	DNS	DNS	DNS	DNS	DNS	DNS	DNS	DNS	DNS	DNS	DNS	DNS	DNS	3.0	2.5	DNS	DNS	5.5	50.00%							
24	R Masters	2	DNS	DNS	1.0	1.5	DNS	DNS	DNS	DNS	DNS	DNS	DNS	DNS	DNS	DNS	DNS	DNS	DNS	DNS	DNS	DNS	DNS	2.5	10.00%							
25	L Bowles	DNS	DNS	DNS	DNS	DNS	DNS	DNS	DNS	DNS	DNS	DNS	DNS	DNS	DNS	DNS	DNS	0.5	1.0	DNS	DNS	DNS	DNS	1.5	33.33%							
26	A Thompson	DNS	DNS	DNS	DNS	0.0	0.0	0.0	0.0	0.0	0.0	0.0	0.0	0.0	0.0	0.0	0.0	0.0	0.0	0.0	0.0	0.0	0.0	0.0	0.0	77.78%						
26	S Kerr	DNS	DNS	DNS	DNS	DNS	DNS	DNS	DNS	DNS	DNS	DNS	DNS	DNS	DNS	DNS	DNS	DNS	DNS	DNS	DNS	DNS	DNS	0.0	42.86%							
26	A Woodhouse	DNS	DNS	DNS	DNS	DNS	DNS	DNS	DNS	DNS	DNS	DNS	DNS	DNS	DNS	DNS	DNS	DNS	0.0	0.0	DNS	DNS	DNS	0.0	33.33%							
26	A Stevenson	DNS	DNS	DNS	DNS	DNS	DNS	DNS	DNS	DNS	DNS	DNS	DNS	DNS	DNS	DNS	DNS	DNS	DNS	DNS	DNS	DNS	0.0	0.0	100.00%							
26	D Hughes-Dowd	DNS	DNS	DNS	DNS	DNS	DNS	DNS	DNS	DNS	DNS	DNS	DNS	DNS	DNS	DNS	DNS	DNS	DNS	DNS	DNS	DNS	0.0	0.0	100.00%							
Pos	(Junior)	Wins	631	632	633	634	635	636	637	638	639	640	641	642	643	644	645	646	647	648	649	650	651	652	Points	Rate						
1	L Bowles	10	DNS	DNS	1.5	2.0	2.0	2.0	2.0	2.0	0.5	1.5	2.0	DNS	DNS	2.0	2.0	1.5	2.0	1.5	2.0	1.5	2.0	2.0	31.5	90.00%						
2	J Lawson	6	2.0	2.0	1.5	DNS	DNS	1.0	1.5	1.5	DNS	DNS	DNS	2.0	1.5	DNS	DNS	DNS	DNS	DNS	0.5	2.0	1.5	3.5	22.5	59.09%						
3	E Doyle	3	DNS	DNS	DNS	DNS	DNS	DNS	DNS	1.5	1.5	2.5	1.5	1.5	3.0	1.0	1.0	1.0	DNS	DNS	2.0	0.5	3.0	1.5	20.5	85.71%						
4	J Thompson	3	DNS	DNS	DNS	1.5	1.5	1.5	1.5	1.0	2.5	2.0	1.0	1.0	3.0	0.5	1.5	1.5	DNS	DNS	DNS	DNS	0.5	1.0	20.0	77.78%						
5	H Smith	2	DNS	DNS	1.0	1.0	DNS	DNS	1.0	1.5	2.0	1.5	2.0	1.5	2.0	DNS	DNS	DNS	DNS	1.5	1.0	DNS	DNS	14.0	50.00%							
6	T Kerr	2	DNS	DNS	DNS	DNS	DNS	DNS	1.0	3.0	1.5	2.5	0.5	0.5	1.5	DNS	DNS	DNS	DNS	DNS	DNS	DNS	DNS	10.0	42.86%							
7	J Woodhouse	1	DNS	DNS	DNS	DNS	DNS	DNS	DNS	DNS	DNS	DNS	DNS	DNS	DNS	DNS	DNS	DNS	2.0	1.5	DNS	DNS	DNS	DNS	3.5	33.33%						
8	JJ Hughes-Dowd	DNS	DNS	DNS	DNS	DNS	DNS	DNS	DNS	DNS	DNS	DNS	DNS	DNS	DNS	DNS	DNS	DNS	DNS	DNS	DNS	DNS	1.0	1.0	2.0	100.00%						
	Turn Up Rates		100.00%	100.00%	100.00%	100.00%	64.00%	64.00%	86.89%	86.89%	83.33%	80.00%	80.00%	83.33%	73.33%	73.33%	53.33%	53.33%	48.48%	48.48%	51.43%	51.43%	56.41%	56.41%	Ave	69.72%						

Members' Statistics

ADULT STATISTICS 1992-2022 - AFTER 652 CLUB NIGHTS

Sheet 1 of 5 (Note: Highlighted Names are Current 2022 Members, CS = Best Consecutive Results)

MEETINGS (Junior & Adult) ATTENDED			RACES (Junior & Adult) COMPLETED			DRIVER RANKING			FINALS WON			
Pos	ADULT	No	Pos	ADULT	No	Pos	ADULT	SCORE	Pos	ADULT	No	CS
1	P REES	637	1	P REES	3,720	1	* A SMITH	2.250	1	L PATEMAN	269	(5)
2	N SISMEY	599	2	N SISMEY	3,402	2	* J SISMEY	2.750	2	P REES	234	(3)
3	L PATEMAN	564	3	L PATEMAN	3,244	3	* L PATEMAN	2.763	3	N SISMEY	168	(2)
4	G PEACH	428	4	G PEACH	2,432	4	* W LANDER	2.838	4	S GOODLIP	163	(4)
5	P BARBER	363	5	P BARBER	2,102	5	* S GOODLIP	3.375	5	M CHADWICK	117	(3)
6	S GOODLIP	352	6	S GOODLIP	1,951	6	* M CHADWICK	3.813	6	J SISMEY	103	(4)
7	A McPEAKE	299	7	A BULLOCK	1,802	7	* J TAGUE	4.538	7	G PEACH	91	(2)
8	A BULLOCK	292	8	A McPEAKE	1,658	8	* T MEASHAM	5.113	8	L SMITH	87	(3)
9	M CHADWICK	287	9	R MASTERS	1,598	9	* J NEALE	5.200	9	D McPEAKE	77	(2)
10	R MASTERS	279	10	M CHADWICK	1,537	10	* A TURNBULL	5.238	10	A SMITH	67	(5)
11	N LAMBERT	269	11	C ROYTHORNE	1,513	11	* N SISMEY	5.500	11	A McPEAKE	66	(2)
12	C ROYTHORNE	249	12	N LAMBERT	1,479	12	* P REES	5.513	11	A BULLOCK	66	(2)
13	D McPEAKE	245	13	D McPEAKE	1,366	13	* C BOWLES	5.963	13	J TAGUE	64	(2)
14	R SEAMAN	235	14	R SEAMAN	1,313	14	* K LYE	6.063	14	N LAMBERT	61	(2)
15	J SISMEY (331)	211	15	J SISMEY (1,957)	1,303	15	* C ROYTHORNE	6.350	14	M ALLSOPP	61	(3)
16	L SMITH (262)	207	16	L SMITH (1,631)	1,279	16	* A McPEAKE	6.488	16	R SEAMAN	60	(2)
17	M ALLSOPP	203	17	M ALLSOPP	1,265	17	* R LITHERLAND	6.500	17	W LANDER	56	(2)
18	D TURNBULL	180	18	J LAMB	1,048	18	* R SEAMAN	6.550	18	C ROYTHORNE	55	(2)
19	J LAMB	179	19	D TURNBULL	1,007	19	* D GARBETT	6.938	19	R MASTERS	54	(2)
20	P LEVERS	166	20	S ANAND	976	20	* R BLAKE	7.125	20	S ANAND	53	(3)
21	J TAGUE	165	21	P LEVERS	957	21	* T CHADWICK	7.250	21	J LAMB	49	(3)
22	S ANAND	154	22	J LYMER	948	21	* S ANAND	7.250	22	P LEVERS	48	(2)
23	A SMITH	149	23	J TAGUE	858	23	* A BULLOCK	7.438	23	A HOLLIDAY	43	(3)
24	J LYMER	146	24	K ALCOCK	848	24	* M ALLSOPP	7.488	24	I BRENTNALL	41	(3)
25	D EDWARDS	138	25	D EDWARDS	801	25	* G PEACH	7.500	24	P BARBER	41	(2)
26	K ALCOCK	131	26	A SMITH	795	26	* L SMITH	7.963	26	J LYMER	38	(2)
27	A HOLLIDAY	121	27	G WESTON	682	27	* R CROSSLAND	8.175	27	G WESTON	33	(2)
28	L EDWARDS	118	28	A HOLLIDAY	673	28	* D McPEAKE	8.563	28	K ALCOCK	30	(3)
29	G WESTON	113	29	W LANDER	661	29	* D BRENTNALL	8.838	29	D EDWARDS	29	(2)
30	C HENRY	109	30	L EDWARDS	654	30	* K PAYNE	8.850	30	B JOHNSON	28	(3)
31	W LANDER	104	31	J HOLMES	639	31	* J ROYTHORNE	8.938	31	C BOWLES	27	(2)
32	D GARBETT	101	32	C HENRY	552	32	* J LEVERS	9.063	32	R BLAKE	26	(2)
33	C BOWLES (178)	100	33	C BOWLES (914)	512	33	* A DAVIES	9.138	32	D GARBETT	26	(2)
34	J HOLMES	98	34	I BRENTNALL	511	34	* P LEVERS	9.188	34	D BRENTNALL	25	(5)
35	B JOHNSON	96	34	S SMITH	511	35	* J LYMER	9.288	34	M ROGERS	25	(3)
35	S SMITH	96	36	B JOHNSON	509	36	* S PANK	9.775	34	J HOLMES	25	
37	I BRENTNALL	94	37	D GARBETT	492	37	* D PASSELL	9.850	37	J NEALE	24	(2)
38	R LAWSON	90	38	R LAWSON	491	38	* J LAMB	10.063	38	J LEVERS	22	(3)
39	T DINGLEY	87	39	R CROSSLAND	456	39	* T DINGLEY	10.125	38	R CROSSLAND	22	(2)
40	R CROSSLAND	81	40	T DINGLEY	455	40	* I BRENTNALL	10.325	38	D TURNBULL	22	
41	A STAMPER	76	41	J ROYTHORNE	432	41	* M KNIGHTON	10.363	38	A TURNBULL	22	(2)
42	S GRAY	71	42	R BLAKE	383	42	* G WESTON	10.375	42	S MINNIS	21	(3)
43	S PANK	69	43	A STAMPER	366	43	* D EDWARDS	10.438	42	S PANK	21	(2)
43	J ROYTHORNE	69	44	S PANK	364	44	* M ROGERS	10.463	42	T DINGLEY	21	
45	S MINNIS	67	45	J LITHERLAND	357	45	* D TURNBULL	10.863	42	L BLACKER	21	
46	R BLAKE	62	46	S MINNIS	356	46	* L BLACKER	11.338	46	J ROYTHORNE	20	(2)
47	J LITHERLAND	61	47	S GRAY	349	47	* S MINNIS	11.400	47	C HENRY	19	
48	J NEALE	60	48	J LEVERS	322	48	* J HOLMES	12.350	48	A FEARN	18	(2)
49	A TURNBULL (211)	58	49	A FEARN (380)	319	49	* A HOLLIDAY	12.413	49	S LANDER	14	(2)
50	M ROGERS	57	50	J NEALE	318	50	* R LAWSON	12.475	50	T CHADWICK	13	(2)

(Driver Ranking = Average Position in Qualifying, Final Position, Fastest Lap & Race Laps Over Last 20 club nights)

ADULT STATISTICS 1992-2022 - AFTER 652 CLUB NIGHTS

Sheet 2 of 5 (Note: Highlighted Names are Current 2022 Members, CS = Best Consecutive Results)

MEETINGS (Junior & Adult) ATTENDED		RACES (Junior & Adult) COMPLETED		DRIVER RANKING		FINALS WON						
Pos	ADULT	No	Pos	ADULT	No	Pos	ADULT	SCORE	Pos	ADULT	No	CS
51	J LEVERS	53	51	M ROGERS	308	51	* B JOHNSON	12.500	51	J HITCHCOCK	12	(2)
52	G SCHULE	52	52	M MARTINEZ	289	52	* K ALCOCK	12.613	51	P FOXLEY	12	(2)
53	A FEARN	49	53	A TURNBULL (1,190)	285	53	* A FEARN	12.625	53	T MEASHAM	11	
53	M MARTINEZ	49	54	K LYE	263	54	M STURGESS	12.675	53	R LITHERLAND	11	(2)
53	L BLACKER	49	55	G SCHULE	258	55	* S GRAY	12.850	55	D WALKER	10	
56	D OLIVER	45	56	C BULLOCK (639)	248	56	* N LAMBERT	12.950	55	D PASSELL	10	(2)
57	D WALKER	42	57	L BLACKER	233	57	* P FOXLEY	12.963	55	L EDWARDS	10	
57	K LYE	42	58	D BRETNALL	225	58	* G SCHULE	13.238	55	S SMITH	10	
59	D BRETNALL	41	58	T CHADWICK (999)	225	59	* J TETLEY	13.313	59	S DUNN	9	(2)
60	M KNIGHTON	36	60	D OLIVER	216	60	* C HENRY	13.763	59	K LYE	9	
60	T CHADWICK (183)	36	61	D WALKER	212	61	* D GREEN	13.850	61	G LAMBERT	8	(4)
60	C BULLOCK (102)	36	62	A DAVIES	211	62	* S SMITH	13.975	61	J LITHERLAND	8	
63	S DUNN	35	63	T MEASHAM (758)	208	63	* A STAMPER	14.300	63	R CHADWICK	7	(2)
64	D PASSELL	34	64	M KNIGHTON	206	64	* R MASTERS	14.325	63	A DAVIES	7	
64	A DAVIES	34	65	J CHELL	202	65	* M HOLLAND	14.375	63	C COOPER	7	
66	T MEASHAM (126)	33	66	D PASSELL	191	66	* N CHATTLE	14.488	66	S GRAY	7	
67	G LAMBERT	32	67	S DUNN	183	67	* J LITHERLAND	14.550	63	R LAWSON	7	
67	P FOXLEY	32	68	P FOXLEY	172	68	* B BRUCE	14.563	68	M JUBB	6	
69	R LITHERLAND (183)	31	69	G LAMBERT	168	69	* L EDWARDS	14.800	68	A STAMPER	6	
70	J CHELL	30	70	M STURGESS	163	70	* C BULLOCK	15.138	68	C BULLOCK	6	
71	M STURGESS	29	71	S SUMNER	157	71	* D OLIVER	15.688	68	K PAYNE	6	
71	A THOMPSON	29	72	B BRUCE	148	72	* S DUNN	15.963	68	J TETLEY	6	(2)
73	R HITCHCOCK	27	73	R CHADWICK	146	73	* G LAMBERT	16.175	68	T BALDOCK	6	
73	R CHADWICK	27	74	J TETLEY	143	74	* A THOMPSON	16.388	74	C SCHOFIELD	5	(2)
75	S SUMNER	26	75	A THOMPSON	141	75	* S SUMNER	16.425	74	AJ McPEAKE	5	(2)
76	B BRUCE	25	76	K PAYNE	140	76	M MARTINEZ	16.763	74	I HOLLAND	5	
77	C STANNARD	24	77	R HITCHCOCK	138	77	* J CHELL	17.138	74	M TANSLEY	5	
78	I HOLLAND	23	78	M HOLLAND	129	78	* C STANNARD	17.325	74	D OLIVER	5	
78	J HITCHCOCK	23	79	J HITCHCOCK	127	79	* R HITCHCOCK	18.063	74	D GREEN	5	
78	C SCHOFIELD	23	80	C SCHOFIELD	124	80	* C SCHOFIELD	18.113	74	J CHELL	5	
78	D GREEN	23	81	I HOLLAND	120	81	* D WALKER	18.163	74	R JAMES	5	
78	M HOLLAND	23	81	D GREEN	120	82	* P BARBER	18.938	82	S REVITT	4	(2)
78	K PAYNE	23	83	N CHATTLE	119	83	* J HITCHCOCK	21.388	82	R HITCHCOCK	4	
84	J TETLEY	21	84	S LANDER	118	84	* R CHADWICK	22.013	82	M KNIGHTON	4	
85	N CHATTLE	20	84	C STANNARD	118	85	* I HOLLAND	22.288	82	M STURGESS	4	
86	M JUBB	19	86	T HAGUES	111	N/A	T BALDOCK	2.583	82	M BLOOD	4	
87	C CARRINGTON	18	87	R LITHERLAND (1,025)	108	N/A	S REVITT	3.792	87	S PATCHING	3	
87	T HAGUES	18	88	R JAMES	105	N/A	S LANDER	4.485	87	C NORRIS	3	
89	N MAFFIN	17	89	C CARRINGTON	100	N/A	AJ McPEAKE	6.659	87	J HENRY	3	
89	S LANDER	17	90	M JUBB	99	N/A	A HUGHES	6.792	87	C CARRINGTON	3	
89	P MELLOR	17	91	C BRADFORD	97	N/A	S WHITE	8.000	87	A HUGHES	3	
89	C BRADFORD	17	92	P MELLOR	93	N/A	C SLATER	9.250	87	M HOLLAND	3	
93	P COCKBILL	16	93	N MAFFIN	82	N/A	J LAWSON	9.750	87	C STANNARD	3	
94	R JAMES	15	94	P COCKBILL	81	N/A	L BOWLES	10.125	94	H VD HEUVEL	2	(2)
94	C COOPER	15	95	D LEVERTON	75	N/A	H SMITH	10.125	94	J KELLY	2	
96	M TANSLEY	14	96	M TANSLEY	73	N/A	S SIDDANS	10.417	94	C SLATER	2	(2)
96	M DUTSON	14	97	YAN SHEN	68	N/A	J KELLY	10.500	94	YAN SHEN	2	
98	J KELLY	13	98	J KELLY	67	N/A	J HENRY	11.000	94	I HALL	2	
98	D LEVERTON	13	99	S REVITT	63	N/A	F HOLMES	11.194	94	S SUMNER	2	
100	S REVITT	12	100	M WATTS (130)	61	N/A	M BLOOD	11.639	94	B BRUCE	2	

ADULT STATISTICS 1992-2022 - AFTER 652 CLUB NIGHTS

Sheet 3 of 5 (Note: Highlighted Names are Current 2022 Members, CS = Best Consecutive Results)

MEETINGS (Junior & Adult)			RACES (Junior & Adult)				DRIVER RANKING			FINALS WON		
ATTENDED			COMPLETED				ADULT			ADULT		
Pos	ADULT	No	Pos	ADULT	No	Pos	ADULT	SCORE	Pos	ADULT	No	CS
100	P PURKIS	12	101	J McDONALD (98)	60	N/A	C COOPER	11.700	94	C BRADFORD	2	
100	M WATTS (25)	12	102	M BLOOD	58	N/A	C ATKINSON	12.125	94	M MARTINEZ	2	
100	T STACEY	12	102	W BLURTON	58	N/A	A WOODHOUSE	12.625	94	H SMITH	2	
104	AJ McPEAKE (76)	11	102	F HOLMES (827)	58	N/A	J MELLOR	12.650	104	R GILLARD	1	
104	YAN SHEN	11	105	I HALL	57	N/A	A DOBBINS	12.925	104	D ROYTHORNE	1	
106	R GILLARD	10	105	T STACEY	57	N/A	P WRIGHT	13.250	104	P COCKBILL	1	
106	A DOBBINS	10	107	T CASH	54	N/A	T STACEY	13.271	104	J JOHNSON	1	
106	J HALL	10	107	C COOPER	54	N/A	P ZIMMERMAN	13.500	104	G SCHULE	1	
106	J McDONALD (16)	10	109	N WRIGHT	52	N/A	M TANSLEY	13.500	104	M WATTS	1	
110	N WRIGHT	9	110	AJ McPEAKE (376)	50	N/A	L COPLEY	13.500	104	B GEBAUERS	1	
110	M BLOOD	9	110	T BALDOCK	50	N/A	N WRIGHT	13.556	104	G CLARK	1	
110	T BALDOCK	9	112	R GILLARD	49	N/A	C WILKINSON	14.083	104	L COPLEY	1	
110	T CASH	9	112	A DOBBINS	49	N/A	C CARRINGTON	14.111	104	A DOBBINS	1	
110	F HOLMES (139)	9	112	D KENNING	49	N/A	K JEFFRIES	14.688	104	C WILKINSON	1	
115	C NORRIS	8	115	P PURKIS	47	N/A	A STEVENSON	14.750	104	R HILL	1	
115	Da BUCKLEY	8	116	A LEE	46	N/A	Da BUCKLEY	14.844	104	N CHATTLE	1	
115	W BLURTON	8	116	Z MIDDLETON	46	N/A	S ALLDREAD	14.917	104	C ATKINSON	1	
115	D KENNING	8	116	M DUTSON	46	N/A	B COOK	15.000	104	A THOMPSON	1	
119	S PATCHING	7	119	Da BUCKLEY	43	N/A	J FLETCHER	15.125	104	A LEE	1	
119	G CLARK	7	120	A HUGHES (414)	42	N/A	M DUTSON	15.411	104	D LLOYD	1	
119	J HENRY (134)	7	121	P WRIGHT	40	N/A	W BLURTON	15.438	104	Z MIDDLETON	1	
119	R HILL	7	122	G CLARK	39	N/A	R HEATON	15.500	104	T STACEY	1	
119	L ELMORE	7	123	S PATCHING	38	N/A	R GILLARD	15.575	104	F HOLMES	1	
124	D HARROP	6	123	C NORRIS	38	N/A	R JAMES	15.617	104	J McDONALD	1	
124	D HART	6	125	J HENRY (695)	37	N/A	G CLARK	15.750	104	J LAWSON	1	
124	P WRIGHT	6	126	C WILKINSON	35	N/A	L HENDERSON	15.750				
124	C WILKINSON	6	126	YUAN ZHI	35	N/A	D HUGHES-DAWD	15.750				
124	A HUGHES (67)	6	126	L ELMORE	35	N/A	A LEE	15.833				
124	Ch HOLLAND	6	129	D BUCKLEY	33	N/A	D LEVERTON	15.846				
124	D BUCKLEY	6	130	R HILL	32	N/A	R SPENCER	15.850				
124	YUAN ZHI	6	131	D HART	30	N/A	YUAN ZHI	15.875				
124	A LEE	6	131	D HARROP	30	N/A	R HILL	16.071				
124	Z MIDDLETON	6	131	Ch HOLLAND	30	N/A	S KERR	16.083				
124	S KERR	6	134	St BOWMAN	29	N/A	P COCKBILL	16.156				
135	R SPENCER	5	134	C BLURTON	29	N/A	D LLOYD	16.167				
135	J MELLOR (87)	5	136	R SPENCER	28	N/A	S PATCHING	16.179				
135	C BLURTON	5	137	C ATKINSON	27	N/A	Z MIDDLETON	16.250				
138	B GEBAUERS	4	138	K JEFFRIES	26	N/A	J McDONALD	16.375				
138	C ROBINSON	4	139	L COPLEY	25	N/A	D KENNING	16.469				
138	S HENDRY	4	139	D LLOYD	25	N/A	M WATTS	16.625				
138	C ATKINSON	4	141	S SIDONS	23	N/A	C NORRIS	16.714				
138	K JEFFRIES	4	142	S KERR	22	N/A	T CASH	16.889				
138	W PARKIN	4	143	B GEBAUERS	21	N/A	G HADDON	17.000				
138	St BOWMAN	4	144	C ROBINSON	20	N/A	D HARROP	17.500				
138	J LAWSON (67)	4	144	S HENDRY	20	N/A	St BOWMAN	17.500				
146	H VD HEUVEL	3	146	W PARKIN	17	N/A	YAN SHEN	17.636				
146	J JOHNSON	3	147	J JOHNSON	16	N/A	I HALL	17.650				
146	S ALLDREAD	3	147	J MELLOR (497)	16	N/A	L ZHOU	17.750				
146	L COPLEY	3	149	S ALLDREAD	15	N/A	C ROBINSON	18.000				
146	S SIDONS	3	149	S BENNETT	15	N/A	N MAFFIN	18.103				

ADULT STATISTICS 1992-2022 - AFTER 652 CLUB NIGHTS

Sheet 4 of 5 (Note: Highlighted Names are Current 2022 Members, CS = Best Consecutive Results)

MEETINGS (Junior & Adult)			RACES (Junior & Adult)				DRIVER RANKING			FINALS WON		
ATTENDED			COMPLETED				ADULT			ADULT		
Pos	ADULT	No	Pos	ADULT	No	Pos	ADULT	SCORE	Pos	ADULT	No	CS
146	D LLOYD	3	151	H VD HEUVEL	14	N/A	D HART	18.208				
146	S BENNETT	3	151	P ZIMMERMANN	14	N/A	T HAGUES	18.236				
153	D ROYTHORNE	2	151	L HENDERSON	14	N/A	C BRADFORD	18.279				
153	J ASHCROFT	2	154	J LAWSON (349)	13	N/A	D BUCKLEY	18.333				
153	A CARTER	2	155	D ROYTHORNE	11	N/A	J ASHCROFT	18.375				
153	B FAHRNER	2	156	J ASHCROFT	10	N/A	B FAHRNER	18.750				
153	L ZHOU	2	156	A CARTER	10	N/A	Ch Holland	18.792				
153	B COOK	2	156	B FAHRNER	10	N/A	C BLURTON	18.800				
153	J FLETCHER	2	156	B COOK	10	N/A	B GEBAUERS	18.875				
153	A WOODHOUSE	2	156	J FLETCHER	10	N/A	S HENDRY	19.188				
153	L BOWLES	2	161	L ZHOU	9	N/A	D ROYTHORNE	19.375				
153	H SMITH (95)	2	162	H SMITH (539)	8	N/A	M JUBB	19.408				
153	A STEVENSON	2	163	C SLATER	7	N/A	S BENNETT	19.417				
153	B HUGHES-DAWD	2	164	T MAKUNI	6	N/A	J JOHNSON	19.500				
165	S WHITE	1	164	A WOODHOUSE	6	N/A	A HARTLEY	19.750				
165	P DUNNE	1	164	L BOWLES (279)	6	N/A	W PARKIN	19.813				
165	A HARTLEY	1	164	A STEVENSON	6	N/A	T MAKUNI	20.000				
165	C SLATER	1	164	B HUGHES-DAWD	6	N/A	P DUNNE	20.750				
165	P ZIMMERMANN	1	169	S WHITE	5	N/A	P MELLOR	20.882				
165	L HENDERSON	1	169	R HEATON	5	N/A	A CARTER	21.625				
165	G HADDON (26)	1	169	A HARTLEY	5	N/A	L ELMORE	21.786				
165	T MAKUNI	1	169	G HADDON (143)	5	N/A	P PURKIS	22.667				
165	R HEATON	1	173	P DUNNE	4	N/A	H VD HEUVEL	22.917				

ADULT DHORC STATISTICS 1992-2022, AFTER 652 ROUNDS

Sheet 5 of 5 (Note: Highlighted Names are Current 2022 Members, CS = Best Consecutive Results)

POLES				IQR's				WINS				FASTEST LAPS				BEST RACE LAPS				CHAMPIONSHIPS	
Pos	ADULT	No	CS	Pos	ADULT	No	CS	Pos	ADULT	No	CS	Pos	ADULT	No	CS	Pos	ADULT	No	CS	YEAR	ADULT
1	L PATEMAN	121	(7)	1	L PATEMAN	485	(19)	1	L PATEMAN	114	(4)	1	L PATEMAN	278	(14)	1	L PATEMAN	181	(6)	1992	N SISMEY
2	M CHADWICK	101	(9)	2	N SISMEY	399	(5)	2	N SISMEY	85	(4)	2	S GOODLIP	53	(5)	2	N SISMEY	90	(5)	1993	J TAGUE
3	S GOODLIP	86	(7)	3	S GOODLIP	323	(5)	3	M CHADWICK	83	(7)	3	N SISMEY	50	(4)	3	M CHADWICK	66	(3)	1994	J TAGUE
4	N SISMEY	85	(3)	4	M CHADWICK	304	(10)	3	S GOODLIP	83	(5)	3	A SMITH	50	(6)	4	S GOODLIP	65	(3)	1995	J TAGUE (3)
5	J SISMEY	50	(4)	5	J SISMEY	210	(8)	5	J SISMEY	59	(3)	5	J TAGUE	48	(5)	5	A SMITH	54	(3)	1996	M CHADWICK
6	A SMITH	46	(4)	6	W LANDER	183	(16)	6	W LANDER	41	(9)	6	J SISMEY	38	(4)	6	J SISMEY	39	(3)	1997	M CHADWICK
7	W LANDER	42	(11)	7	A SMITH	143	(4)	7	A SMITH	40	(3)	7	W LANDER	28	(5)	7	W LANDER	37	(11)	1998	N SISMEY
8	J TAGUE	26	(4)	8	J TAGUE	126	(5)	8	J TAGUE	28	(4)	8	M CHADWICK	22	(2)	8	J TAGUE	28	(3)	1999	N SISMEY
9	P REES	18	(2)	9	P REES	103	(3)	8	P REES	28	(2)	9	A McPEAKE	13	(2)	9	P REES	23	(2)	2000	M CHADWICK
10	A McPEAKE	16		10	A McPEAKE	101	(4)	10	A McPEAKE	16	(2)	10	P REES	12	(3)	10	A McPEAKE	13		2001	M CHADWICK
11	J LYMER	14		11	J NEALE	45	(6)	11	J LYMER	13	(2)	11	J NEALE	8	(2)	11	L SMITH	10	(2)	2002	S GOODLIP
12	J NEALE	9	(3)	12	L SMITH	37	(3)	12	J NEALE	9	(2)	12	L SMITH	7		12	J NEALE	6		2003	L PATEMAN
13	L SMITH	6		13	J LYMER	36	(3)	13	S ANAND	5		13	C ROYTHORNE	6		12	M ALLSOPP	6		2004	L PATEMAN
14	T BALDOCK	5	(2)	14	D GARBETT	29	(3)	13	M ALLSOPP	5		14	T BALDOCK	4		12	D GARBETT	6		2005	M CHADWICK (5)
14	D GARBETT	5		15	S ANAND	25	(2)	13	T BALDOCK	5		14	T CHADWICK	4		15	J LYMER	5		2006	W LANDER
16	S ANAND	3		16	M ALLSOPP	21	(2)	16	C ROYTHORNE	4		14	A BULLOCK	4		16	T CHADWICK	4		2007	W LANDER
16	S REVITT	3	(2)	17	T BALDOCK	19	(8)	16	L SMITH	4	(2)	14	D GARBETT	4		16	T BALDOCK	4	(2)	2008	W LANDER (3)
16	P LEVERS	3		18	G PEACH	17	(3)	16	D GARBETT	4		18	D BRENTNALL	3		18	S ANAND	3		2009	J SISMEY
16	J LAMB	3		19	A TURNBULL	13	(2)	19	S LANDER	3		18	G PEACH	3		19	S REVITT	2	(2)	2010	L PATEMAN
20	S LANDER	2		20	C ROYTHORNE	12	(2)	19	G PEACH	3		18	J LYMER	3		19	D BRENTNALL	2		2011	L PATEMAN
20	D McPEAKE	2		20	S LANDER	12	(2)	19	A TURNBULL	3		18	J LAMB	3		19	D McPEAKE	2		2012	L PATEMAN (5)
20	A BULLOCK	2		22	D McPEAKE	11		22	S REVITT	2		18	C BOWLES	3	(2)	19	R BLAKE	2		2013	J SISMEY
20	C ROYTHORNE	2		23	S REVITT	10	(5)	22	AJ McPEAKE	2		23	S REVITT	2		19	K LYE	2		2014	J SISMEY (3)
20	G PEACH	2	(2)	23	T CHADWICK	10		22	R SEAMAN	2		23	A DAVIES	2	(2)	19	P LEVERS	2		2015	N SISMEY (4)
20	C BOWLES	2		23	A BULLOCK	10	(3)	22	D McPEAKE	2		23	A TURNBULL	2		19	J LAMB	2		2016	S GOODLIP
26	T MEASHAM	1		26	T MEASHAM	9		22	T CHADWICK	2		26	M ROGERS	1		19	C ROYTHORNE	2		2017	S GOODLIP
26	K LYE	1		26	P LEVERS	9		22	J LAMB	2		26	I BRENTNALL	1		19	G PEACH	2		2018	S GOODLIP (4)
26	A DAVIES	1		26	J LAMB	9	(3)	22	R LUTHERLAND	2		26	AJ McPEAKE	1		19	A TURNBULL	2		2019	A SMITH
26	A TURNBULL	1		29	N LAMBERT	7		29	K LYE	1		26	D McPEAKE	1		29	M ROGERS	1		2020	N/A
				30	T DINGLEY	6		29	R HILL	1		26	B JOHNSON	1		29	S MINNIS	1		2021	A SMITH (2)
				31	AJ McPEAKE	5	(2)	29	R BLAKE	1		26	S LANDER	1		29	I BRENTNALL	1			
				31	R SEAMAN	5	(3)	29	P LEVERS	1		26	R SEAMAN	1		29	S PANK	1			
				31	J LEVERS	5		29	J ROYTHORNE	1		26	G WESTON	1		29	T DINGLEY	1			
				34	M ROGERS	4						26	T MEASHAM	1		29	S LANDER	1			
				34	S MINNIS	4						26	J LEVERS	1		29	G WESTON	1			
				34	K LYE	4						26	R BLAKE	1		29	J LEVERS	1			
				34	C BOWLES	4						26	S ANAND	1		29	R HILL	1			
				38	D BRENTNALL	3						26	P LEVERS	1		29	S SUMNER	1			
				38	R BLAKE	3						26	J ROYTHORNE	1		29	R CROSSLAND	1			
				38	R CROSSLAND	3						26	K ALCOCK	1		29	J ROYTHORNE	1			
				41	I BRENTNALL	2										29	C BOWLES	1			
				41	R MASTERS	2															
				43	P FOXLEY	1															
				43	S PANK	1															
				43	G WESTON	1															
				43	A FEARN	1															
				43	K PAYNE	1															
				43	J ROYTHORNE	1															
				43	K ALCOCK	1															
				43	A DAVIES	1															
				43	R LUTHERLAND	1															
				43	J CHELL	1															

IQR Means Individual Qualifying Rounds I.E. Yellow, Green, Red and Blue Lane on a Normal Club Night

JUNIOR STATISTICS 1992-2022 - AFTER 652 CLUB NIGHTS

Sheet 1 of 4 (Note: Highlighted Names are Current 2022 Members, CS = Best Consecutive Results)

MEETINGS ATTENDED		RACES COMPLETED		DRIVER RANKING		FINALS WON						
Pos	JUNIOR	No	Pos	JUNIOR	No	Pos	JUNIOR	No	CS			
1	A TURNBULL	152	1	R LITHERLAND	917	1	* L SMITH	1.113	1	R LITHERLAND	61	(5)
1	R LITHERLAND	152	2	A TURNBULL	905	2	* A HUGHES	1.175	2	J HENRY	59	(3)
3	T CHADWICK	147	3	L TURNBULL	807	3	* AJ McPEAKE	1.275	3	A HALL	56	
4	L TURNBULL	133	4	T CHADWICK	774	4	J MELLOR	1.400	3	A TURNBULL	56	(2)
5	F HOLMES	130	5	F HOLMES	769	5	* L BOWLES	1.413	5	T CHADWICK	51	
6	G REYES-ENGLAND	128	6	G REYES-ENGLAND	766	6	* J HENRY	1.438	6	J SISMEY	47	
7	J HENRY	127	7	J HENRY	658	7	* A HALL	1.475	7	J MELLOR	36	
8	J SISMEY	120	8	J SISMEY	654	8	* R LITHERLAND	1.600	8	H SMITH	34	(2)
9	R REES	103	9	Z ROYTHORNE	602	9	* T MEASHAM	1.638	9	L SMITH	33	
10	Z ROYTHORNE	100	10	T MEASHAM	550	10	* A TURNBULL	1.663	10	P CONNALLY	32	(2)
11	P CONNALLY	95	11	L BROOKS	539	11	* T CHADWICK	1.825	11	M MINNIS	31	(2)
12	C BRENTNALL	94	12	H SMITH	531	11	* J LAWSON	1.825	11	A HUGHES	31	
13	T MEASHAM	93	13	B ROYTHORNE	504	13	* J SISMEY	1.838	13	AJ McPEAKE	30	(2)
13	H SMITH	93	14	P CONNALLY	500	14	* H SMITH	1.950	13	C BRENTNALL	30	(2)
15	B ROYTHORNE	84	15	A HALL	490	15	* M MINNIS	2.000	13	J PATEMAN	30	
16	L BROOKS	83	16	C BRENTNALL	486	16	J PATEMAN	2.025	13	G REYES-ENGLAND	30	
17	J MELLOR	82	17	J MELLOR	481	17	* P CONNALLY	2.175	17	C BOWLES	28	
18	A HALL	80	18	R REES	467	18	* C BRENTNALL	2.275	17	L TURNBULL	28	(2)
19	C BOWLES	78	19	J PATEMAN	428	19	* C BULLOCK	2.300	19	F HOLMES	26	
20	T PANK	74	20	C BOWLES	402	20	* C BOWLES	2.313	20	B ROYTHORNE	25	(2)
21	J PATEMAN	71	21	C BULLOCK	391	21	* K ASHWORTH	2.613	20	Z ROYTHORNE	25	(3)
22	M MINNIS	68	22	K LEVERS	381	22	* N GULL	2.763	22	R REES	24	
23	C BULLOCK	66	23	T PANK	378	23	* T PANK	2.800	23	J STEVENSON	23	
23	K LEVERS	66	24	A HUGHES	372	24	* Z ROYTHORNE	3.038	23	T MEASHAM	23	(3)
25	AJ McPEAKE	65	24	Ca HOLLAND	372	25	* K LEVERS	3.125	23	L BOWLES	23	
26	J LAWSON	63	26	J MARTINEZ	369	26	* K ALI	3.188	26	L BROOKS	21	(2)
27	A HUGHES	61	27	L SMITH	352	27	L TURNBULL	3.238	27	T PANK	20	
27	Ca HOLLAND	61	27	M LITHERLAND	352	28	* B ROYTHORNE	3.250	28	J LAWSON	18	(2)
29	J MARTINEZ	59	29	M MINNIS	343	29	* P WALKER	3.325	29	K LEVERS	15	
30	L SMITH	55	30	J LAWSON	336	30	* J LISTER	3.700	30	D BARKER	14	
31	J STEVENSON	54	31	AJ McPEAKE	326	31	* T GREEN	3.725	30	M LITHERLAND	14	
31	L BOWLES	54	32	B BROOKS	325	32	* P MARTIN	3.763	32	J MARTINEZ	13	
33	M LITHERLAND	53	33	D PAUL	308	32	* R COOK	3.763	33	C DAVENPORT	12	
34	D BARKER	51	34	L CHADWICK	277	34	* C DAVENPORT	3.775	33	K ALI	12	
34	B BROOKS	51	35	J STEVENSON	276	35	* S SLATER	3.813	33	D PAUL	12	(2)
36	D PAUL	49	36	L BOWLES	273	36	* K SCHOFIELD	3.888	36	M McNULTY	10	
37	S SCHULE	47	37	D BARKER	266	37	* K COOK	4.050	36	P MARTIN	10	
37	L CHADWICK	47	38	P MARTIN	263	38	* F HOLMES	4.250	36	S BOWMAN	10	
39	P WALKER	46	39	S BOWMAN	244	39	* G HADDON	4.500	39	G HADDON	9	
40	P MARTIN	45	40	P WALKER	236	40	* E HENRY	4.650	39	T GREEN	9	
41	J LISTER	41	41	S SCHULE	234	41	* G REYES-ENGLAND	4.738	39	N GULL	9	
41	S BOWMAN	41	41	J LISTER	234	42	A OXSPRING	4.750	39	M BRADLEY	9	
43	J HAGUES	38	43	J HAGUES	221	43	* R REES	4.800	43	K SCHOFIELD	8	
44	K ALI	30	44	R COOK	197	44	* M BRADLEY	4.900	43	L CHADWICK	8	
45	M McNULTY	29	45	M BRADLEY	194	45	* D BARKER	5.038	43	C BULLOCK	8	
45	J BULLOCK	29	46	D JACKSON	190	46	* J STEVENSON	5.125	43	B BROOKS	8	(2)
45	R COOK	29	47	I BRADLEY	189	47	* R HUGHES	5.275	43	Ca HOLLAND	8	
45	A OXSPRING	29	48	K ALI	185	48	* J ELMORE	5.600	43	H TAYLOR	8	
45	I BRADLEY	29	48	E JACKSON	185	48	* J MARTINEZ	5.600	49	R LEY	7	
45	M BRADLEY	29	50	N BRADFORD	172	50	* M SEO	5.675	49	A CHATTLE	7	

(Driver Ranking = Average Position In Qualifying, Final Position, Fastest Lap & Race Laps Over Last 20 club nights)

JUNIOR STATISTICS 1992-2022 - AFTER 652 CLUB NIGHTS

Sheet 2 of 4 (Note: Highlighted Names are Current 2022 Members, CS = Best Consecutive Results)

MEETINGS ATTENDED		RACES COMPLETED		DRIVER RANKING		FINALS WON					
Pos	JUNIOR	No	Pos	JUNIOR	No	Pos	JUNIOR	No	CS		
45	D JACKSON	29	51	A BRADFORD	169	51	* A CHATTLE	5.863	49	A BRADFORD	7
52	C DAVENPORT	28	52	M SEO	163	52	* L CHADWICK	6.025	52	S SLATER	6 (2)
52	E HENRY	28	52	K COOK	163	53	* J WATSON	6.063	52	P WALKER	6 (2)
52	E JACKSON	28	52	A OXSPRING	163	54	* M LITHERLAND	6.250	52	G CONNALLY	6
55	K SCHOFIELD	27	52	S ROYTHORNE	163	55	* M McNULTY	6.288	52	E HENRY	6
56	N GULL	26	56	N GULL	156	56	* J BULLOCK	6.300	52	R COOK	6
56	N BRADFORD	26	57	M McNULTY	154	57	* B BROOKS	6.488	52	E JACKSON	6
58	G HADDON	25	57	J PERRY	154	58	* D PAUL	6.550	52	D JACKSON	6 (2)
58	A BRADFORD	25	59	R HUGHES	151	59	* D JACKSON	7.088	52	T JAMES	6 (2)
58	S ROYTHORNE	25	60	J BULLOCK	150	60	* H TAYLOR	7.513	52	J HAGUES	6 (2)
61	K COOK	24	61	C DAVENPORT	149	61	* S SCHULE	7.825	61	L HAWLEY	5
61	J PERRY	24	62	K SCHOFIELD	144	62	* S BOWMAN	8.050	61	J BULLOCK	5
63	A CHATTLE	23	63	E HENRY	143	63	* E STOTT-ZAFIROPOULOS	8.063	61	A HARTLEY	5 (2)
63	L STOTT-ZAFIROPOULOS	23	64	G HADDON	138	64	* S MAFFIN	8.275	61	B CARRINGTON	5
63	J ELMORE	23	65	A CHATTLE	136	65	* L BROOKS	8.475	61	K ASHWORTH	5
66	J WATSON	22	66	L STOTT-ZAFIROPOULOS	135	66	* S MARTINEZ	8.600	61	M WARREN	5
66	R MAFFIN	22	67	H TAYLOR	134	67	* T SHARP	8.663	61	K COOK	5
66	T GREEN	22	68	K ASHWORTH	132	68	* L STOTT-ZAFIROPOULOS	8.900	61	N BRADFORD	5
66	R HUGHES	22	68	J ELMORE	132	69	* Ca HOLLAND	8.913	61	I PAUL	5 (2)
66	E STOTT-ZAFIROPOULOS	22	70	T JAMES	131	70	* R MAFFIN	8.988	70	A REES	4
71	K ASHWORTH	21	71	E STOTT-ZAFIROPOULOS	130	71	* N BRADFORD	9.550	70	J WATSON	4
71	H TAYLOR	21	72	B RILEY	124	72	* I BRADLEY	9.688	70	T SHARP	4
71	S MARTINEZ	21	73	T GREEN	119	73	* J HAGUES	9.800	70	M WATTS	4
74	S SLATER	20	74	S MARTINEZ	117	74	* S ROYTHORNE	10.000	70	J LISTER	4
74	T SHARP	20	75	J WATSON	113	75	* A BRADFORD	10.775	70	B JEFFRIES	4
74	S MAFFIN	20	76	R MAFFIN	109	76	T JAMES	10.863	70	E STOTT-ZAFIROPOULOS	4
74	T JAMES	20	77	S SLATER	108	77	* E JACKSON	12.500	70	L STOTT-ZAFIROPOULOS	4
78	B RILEY	19	77	B CARRINGTON	108	78	* J PERRY	13.813	70	J ELMORE	4
79	B CARRINGTON	18	79	T SHARP	103	N/A	J WOODHOUSE	2.000	70	S ROYTHORNE	4
80	R LEY	17	79	J GRATTON	103	N/A	L CAPEWELL	2.438	80	A PANK	3
80	G CONNALLY	17	81	S MAFFIN	99	N/A	S GILLARD	2.725	80	C CLARK	3
80	J GRATTON	17	82	M WARREN	98	N/A	M WARREN	2.817	80	R HUGHES	3
83	A HARTLEY	15	83	F McCANDLESS	96	N/A	J THOMPSON	2.821	80	J PERRY	3
83	J MOSEDALE	15	84	R LEY	92	N/A	A WATHEY	3.545	80	J BLURTON	3
83	M WARREN	15	85	G CONNALLY	91	N/A	K JACKSON	3.563	80	J THOMPSON	3
86	J THOMPSON	14	86	A HARTLEY	83	N/A	T REES	3.667	80	E DOYLE	3
87	C KAVANAGH	13	87	A WATHEY	72	N/A	S TAGUE	3.813	87	C WOODCOCK	2
87	M WATTS	13	87	J MOSEDALE	72	N/A	A FEARN	3.850	87	Mat McNULTY	2
89	J DOBBINS	12	87	B JEFFRIES	72	N/A	N ZIMMERMANN	3.969	87	J MOSEDALE	2
89	F McCANDLESS	12	90	M WATTS	69	N/A	JJ HUGHES-DAWD	4.000	87	D SPENCER	2
89	E DOYLE	12	91	I PAUL	68	N/A	R LEY	4.103	87	N ZIMMERMANN	2
92	A PANK	11	92	C KAVANAGH	65	N/A	E DOYLE	4.104	87	A OXSPRING	2
92	A WATHEY	11	93	D JEFFRIES	62	N/A	C CLARK	4.179	87	L BLAKE	2
92	N McDONALD	11	94	A FEARN	61	N/A	D SPENCER	4.375	87	D JEFFRIES	2 (2)
95	S GILLARD	10	94	I MATTHEWS	61	N/A	N BLACK	4.375	87	J GRATTON	2
95	A FEARN	10	96	J DOBBINS	60	N/A	M BUCKLEY	4.417	87	F McCANDLESS	2
95	I MATTHEWS	10	97	A PANK	58	N/A	M WESTON	4.438	87	I BRADLEY	2
98	L HAWLEY	9	98	N McDONALD	57	N/A	T KERR	4.458	87	E PAUL	2 (2)
98	D NEALE	9	99	J BLURTON	56	N/A	L BLAKE	4.500	87	B RILEY	2
98	C WOODCOCK	9	100	Ca BLURTON	55	N/A	M YEOMANS	4.563	87	J McDONALD	2

JUNIOR STATISTICS 1992-2022 - AFTER 652 CLUB NIGHTS

Sheet 3 of 4 (Note: Highlighted Names are Current 2022 Members, CS = Best Consecutive Results)

MEETINGS ATTENDED		RACES COMPLETED		DRIVER RANKING		FINALS WON						
Pos	JUNIOR	No	Pos	JUNIOR	No	Pos	JUNIOR	SCORE	Pos	JUNIOR	No	CS
98	Mat McNULTY	9	101	E PAUL	54	N/A	I MATTHEWS	5.075	87	T KERR	2	
98	B JEFFRIES	9	102	N ZIMMERMANN	51	N/A	J DOBBINS	5.083	102	S GILLARD	1	
98	D JEFFRIES	9	103	S GILLARD	50	N/A	N McDONALD	5.114	102	C KAVANAGH	1	
98	I PAUL	9	103	L HAWLEY	50	N/A	A HARTLEY	5.212	102	D NEALE	1	
98	E PAUL	9	105	S LIVESEY	49	N/A	B REES	5.350	102	A MILNER	1	
106	M SEO	8	106	C BARTLETT	48	N/A	J MOSEDALE	5.462	102	T REES	1	
106	TI REES	8	106	J THOMPSON	48	N/A	M WILLIS	5.750	102	R MAFFIN	1	
106	C BARTLETT	8	108	Mat McNULTY	47	N/A	B CARRINGTON	5.847	102	T ALLDREAD	1	
106	Ca BLURTON	8	109	C WOODCOCK	46	N/A	T STEVENSON	5.875	102	M HART	1	
106	J BLURTON	8	110	D NEALE	44	N/A	J McDONALD	6.458	102	S MAFFIN	1	
111	A MILNER	7	111	E DOYLE	43	N/A	B JEFFRIES	6.472	102	D GEBAUERS	1	
111	A REES	7	112	C CLARK	41	N/A	L BELL	6.550	102	L BELL	1	
111	C CLARK	7	113	TI REES	40	N/A	D GEBAUERS	6.750	102	M SEO	1	
111	N ZIMMERMANN	7	114	A REES	38	N/A	D NEALE	7.083	102	A FEARN	1	
111	M BUCKLEY	7	114	J McDONALD	38	N/A	L HAWLEY	7.083	102	I MATTHEWS	1	
116	M HART	6	116	A MILNER	36	N/A	D JEFFRIES	7.111	102	M WILLIS	1	
116	S LIVESEY	6	117	B REES	35	N/A	Mat McNULTY	7.167	102	B REES	1	
116	SM BLURTON	6	118	M BUCKLEY	33	N/A	C BARTLETT	7.344	102	S TAGUE	1	
116	J McDONALD	6	119	M HART	31	N/A	J GRATTON	7.426	102	L CAPEWELL	1	
116	T KERR	6	119	A PARKIN	31	N/A	M WATTS	7.519	102	M BUCKLEY	1	
121	L BELL	5	119	SM BLURTON	31	N/A	C WOODCOCK	8.056	102	S LIVESEY	1	
121	B REES	5	122	L PARKIN	30	N/A	R FREEMAN	8.417	102	L PARKIN	1	
121	L BLAKE	5	123	K JACKSON	29	N/A	H MOHAMMED	8.500	102	A PARKIN	1	
121	A PARKIN	5	123	M WESTON	29	N/A	G CONNALLY	8.588	102	R FREEMAN	1	
121	L PARKIN	5	123	R FREEMAN	29	N/A	B RILEY	8.697	102	S MARTINEZ	1	
126	D SPENCER	4	126	L BELL	26	N/A	A STOTT	8.750	102	J WOODHOUSE	1	
126	M YEOMANS	4	126	M YEOMANS	26	N/A	A MILNER	8.786				
126	M WILLIS	4	128	S TAGUE	24	N/A	M HART	9.417				
126	S TAGUE	4	128	T KERR	24	N/A	Ca BLURTON	9.594				
126	K JACKSON	4	130	D SPENCER	23	N/A	J BLURTON	9.781				
126	L CAPEWELL	4	131	M WILLIS	20	N/A	A PANK	10.114				
126	M WESTON	4	131	L CAPEWELL	20	N/A	T ALLDREAD	10.167				
133	T REES	3	133	T REES	16	N/A	E GIBBS	10.417				
133	D ALLDREAD	3	133	T ALLDREAD	16	N/A	F McCANDLESS	10.558				
133	T ALLDREAD	3	133	D GEBAUERS	16	N/A	C KAVANAGH	10.692				
133	D GEBAUERS	3	136	D ALLDREAD	15	N/A	TI REES	10.719				
133	E GIBBS	3	136	E GIBBS	15	N/A	D ALLDREAD	10.750				
133	R FREEMAN	3	138	H MOHAMMED	14	N/A	A REES	10.786				
139	N BLACK	2	139	L BLAKE	13	N/A	SM BLURTON	10.833				
139	J WOODHOUSE	2	140	N BLACK	10	N/A	A PARKIN	11.300				
139	T STEVENSON	2	141	J WOODHOUSE	6	N/A	E PAUL	11.806				
139	JJ HUGHES-DAWD	2	141	T STEVENSON	6	N/A	L PARKIN	12.900				
143	H MOHAMMED	1	141	JJ HUGHES-DAWD	6	N/A	S LIVESEY	13.083				
143	A STOTT	1	144	A STOTT	5	N/A	I PAUL	13.667				

JUNIOR DHORC STATISTICS 1992-2022, AFTER 652 ROUNDS

Sheet 4 of 4 (Note: Highlighted Names are Current 2022 Members, CS = Best Consecutive Results)

POLES			IQRs			WINS			FASTEST LAPS			BEST RACE LAPS			CHAMPIONSHIPS	
Pos	JUNIOR	No CS	Pos	JUNIOR	No CS	Pos	JUNIOR	No CS	Pos	JUNIOR	No CS	Pos	JUNIOR	No CS	YEAR	JUNIOR
1	R LITHERLAND	61 (6)	1	J SISMEY	215 (14)	1	A HALL	49 (13)	1	J SISMEY	59 (11)	1	R LITHERLAND	63 (7)	1992	S SLATER
2	J SISMEY	56 (11)	2	R LITHERLAND	201 (12)	2	R LITHERLAND	46 (5)	2	R LITHERLAND	58 (7)	2	T CHADWICK	51 (7)	1993	M MINNIS
3	J MELLOR	46 (10)	3	A TURNBULL	194 (16)	3	J SISMEY	45 (6)	3	A HALL	45 (15)	3	A HALL	50 (16)	1994	M MINNIS (2)
4	A TURNBULL	44 (5)	4	J MELLOR	193 (15)	4	A TURNBULL	45 (5)	4	T CHADWICK	43 (6)	4	J SISMEY	45 (11)	1995	AJ McPEAKE
5	A HALL	42 (11)	5	A HALL	177 (22)	5	T CHADWICK	44 (5)	5	A HUGHES	35 (12)	5	AJ McPEAKE	33 (6)	1996	AJ McPEAKE (2)
6	AJ McPEAKE	34 (12)	6	T CHADWICK	165 (13)	6	J MELLOR	35 (3)	6	AJ McPEAKE	33 (7)	5	L SMITH	33 (20)	1997	C BRENTNALL
7	T CHADWICK	33 (4)	7	L SMITH	135 (29)	7	L SMITH	33 (9)	6	L SMITH	33 (18)	5	J MELLOR	33 (6)	1998	T PANK
7	L SMITH	33 (18)	8	M MINNIS	128 (19)	8	M MINNIS	31 (9)	8	M MINNIS	30 (5)	8	A HUGHES	32 (11)	1999	C BOWLES
9	J HENRY	31 (6)	9	AJ McPEAKE	123 (8)	9	AJ McPEAKE	29 (6)	9	J PATEMAN	29 (5)	9	J PATEMAN	31 (6)	2000	J HENRY
10	M MINNIS	30 (8)	10	A HUGHES	112 (24)	10	J HENRY	28 (4)	10	A TURNBULL	28 (4)	9	A TURNBULL	31 (4)	2001	J HENRY (2)
11	J PATEMAN	29 (6)	11	J HENRY	119 (12)	10	J PATEMAN	28 (4)	11	J HENRY	25 (5)	11	M MINNIS	27 (8)	2002	T CHADWICK
12	A HUGHES	28 (11)	12	J PATEMAN	104 (6)	12	A HUGHES	22 (6)	11	J MELLOR	25 (6)	12	J HENRY	25 (5)	2003	J SISMEY
13	C BRENTNALL	24 (8)	13	T MEASHAM	93 (11)	13	C BRENTNALL	18 (3)	13	C BRENTNALL	20 (7)	13	C BRENTNALL	22 (7)	2004	J SISMEY (2)
14	T MEASHAM	20 (5)	14	C BRENTNALL	87 (5)	13	T MEASHAM	18 (3)	13	T PANK	20 (5)	14	Z ROYTHORNE	17 (6)	2005	T CHADWICK (2)
15	T PANK	16 (2)	15	C BOWLES	56 (4)	15	C BOWLES	15 (2)	15	K LEVERS	15 (3)	15	T PANK	15 (3)	2006	T MEASHAM
15	L BOWLES	16 (7)	16	F HOLMES	53 (3)	16	L BOWLES	14 (6)	15	L BOWLES	15 (6)	15	L BOWLES	15 (7)	2007	A HUGHES
17	C BOWLES	11 (3)	17	T PANK	51 (4)	17	K LEVERS	13 (3)	15	L BOWLES	15 (6)	17	C BOWLES	13 (2)	2008	L SMITH
18	N GULL	9 (3)	18	P CONNALLY	44 (9)	18	T PANK	12 (2)	18	B ROYTHORNE	14 (4)	17	K LEVERS	13 (3)	2009	L SMITH (2)
18	H SMITH	9 (4)	19	K LEVERS	42 (4)	19	H SMITH	11 (3)	18	Z ROYTHORNE	14 (4)	19	P CONNALLY	12 (3)	2010	K LEVERS
18	J LAWSON	9 (4)	20	Z ROYTHORNE	40 (2)	20	F HOLMES	10	20	P CONNALLY	10 (3)	19	T MEASHAM	12 (3)	2011	J MELLOR
21	P CONNALLY	7 (3)	21	L BOWLES	34 (19)	20	Z ROYTHORNE	10 (2)	20	T MEASHAM	10 (2)	21	N GULL	10 (3)	2012	J MELLOR (2)
21	K ASHWORTH	7 (2)	22	N GULL	29 (4)	22	J LAWSON	8 (3)	22	N GULL	9 (4)	22	H SMITH	9 (4)	2013	J PATEMAN
21	K LEVERS	7 (2)	23	B ROYTHORNE	24 (4)	23	P CONNALLY	7	23	J LAWSON	8 (3)	23	J LAWSON	6 (3)	2014	A HALL
21	Z ROYTHORNE	7 (2)	24	R REES	23 (2)	23	N GULL	7	24	C BOWLES	7 (2)	24	K ASHWORTH	5 (2)	2015	A HALL (2)
25	B ROYTHORNE	6	25	K ASHWORTH	21 (5)	25	J STEVENSON	5 (2)	25	P MARTIN	6	24	B ROYTHORNE	5	2016	R LITHERLAND
26	F HOLMES	5 (2)	25	H SMITH	21 (6)	25	R REES	5	26	K ASHWORTH	5 (2)	26	M WARREN	4	2017	R LITHERLAND (2)
27	G HADDON	3	27	L TURNBULL	18 (2)	25	K ALI	5 (3)	26	J LISTER	5	26	J LISTER	4	2018	A TURNBULL
27	S GILLARD	3 (2)	28	J LAWSON	17 (4)	25	C BULLOCK	5	26	F HOLMES	5	28	C DAVENPORT	3	2019	A TURNBULL (2)
27	S SLATER	3 (2)	29	K ALI	16 (5)	26	K ASHWORTH	5 (2)	29	D BARKER	4	28	S SLATER	3 (2)	2020	N/A
27	C BULLOCK	3	29	J LISTER	16 (2)	30	G HADDON	4 (2)	29	Ca HOLLAND	4 (2)	28	D BARKER	3	2021	H SMITH
27	M WARREN	3	31	C BULLOCK	14 (4)	30	M WARREN	4 (2)	31	C DAVENPORT	3	31	K ALI	2 (2)	2022	L BOWLES
27	J LISTER	3 (2)	32	M WARREN	13 (2)	30	J LISTER	4	31	M WARREN	3	31	C BULLOCK	2		
27	L TURNBULL	3	33	S GILLARD	12 (3)	30	B ROYTHORNE	4	31	M BUCKLEY	3	31	L BLAKE	2		
34	J STEVENSON	2	34	C DAVENPORT	10	34	S SLATER	3 (2)	34	S SLATER	2	31	P MARTIN	2		
34	R REES	2	34	G HADDON	10	34	K SCHOFIELD	3	34	J STEVENSON	2	31	F HOLMES	2		
34	Ca HOLLAND	2	34	P MARTIN	10 (2)	34	L TURNBULL	3 (2)	34	R REES	2	31	G REYES-ENGLAND	2		
34	A CHATTLE	2	37	S SLATER	9 (4)	37	C DAVENPORT	2	34	K ALI	2 (2)	37	S GILLARD	1		
38	C DAVENPORT	1	37	R COOK	9 (2)	37	L BLAKE	2	34	M LITHERLAND	2	37	K SCHOFIELD	1		
38	K ALI	1	39	K COOK	8 (3)	37	A CHATTLE	2	39	K SCHOFIELD	1	37	G HADDON	1		
38	K COOK	1	40	J STEVENSON	6	37	P MARTIN	2	39	J BULLOCK	1	37	J STEVENSON	1		
38	R COOK	1	40	Ca HOLLAND	6	37	G REYES-ENGLAND	2	39	A HARTLEY	1	37	E HENRY	1		
38	L BLAKE	1	42	D BARKER	4	42	S GILLARD	1	39	C BULLOCK	1	37	J BULLOCK	1		
38	P MARTIN	1	42	C CLARK	4 (3)	42	E HENRY	1	39	K COOK	1	37	C CLARK	1		
38	B JEFFRIES	1	42	R HUGHES	4	42	J BULLOCK	1	39	K JACKSON	1	37	R REES	1		
38	M LITHERLAND	1	42	B BROOKS	4	42	S TAGUE	1	39	M BRADLEY	1	37	K COOK	1		
38	D PAUL	1	46	K SCHOFIELD	3 (2)	42	L CAPEWELL	1	39	J ELMORE	1	37	S TAGUE	1		
			46	M McNILTY	3	42	M BUCKLEY	1	39	D PAUL	1	37	K JACKSON	1		
			46	K JACKSON	3	42	B JEFFRIES	1	39	S ROYTHORNE	1	37	A WATHEY	1		
			46	A WATHEY	3	42	M LITHERLAND	1				37	Ca HOLLAND	1		
			46	A CHATTLE	3	42	J THOMPSON	1				37	M BUCKLEY	1		
			46	B JEFFRIES	3	42	J WOODHOUSE	1				37	A CHATTLE	1		
			46	D PAUL	3 (2)	42	E DOYLE	1				37	M BRADLEY	1		
			53	J WATSON	2							37	M LITHERLAND	1		
			53	S SCHULE	2							37	L TURNBULL	1		
			53	E HENRY	2							37	J WOODHOUSE	1		
			53	J BULLOCK	2							37	E DOYLE	1		
			53	S TAGUE	2 (2)											
			53	M BRADLEY	2											
			53	M WESTON	2											
			53	M LITHERLAND	2											
			53	E STOTT-ZAFIROPOULOS	2											
			53	L BROOKS	2											
			53	D JACKSON	2											
			53	J THOMPSON	2											
			65	P WALKER	1											
			65	T SHARP	1											
			65	R LEY	1											
			65	A HARTLEY	1											
			65	J MOSEDALE	1											
			65	D SPENCER	1											
			65	T REES	1											
			65	M YEOMANS	1											
			65	A OXSPRING	1											
			65	L BLAKE	1											
			65	J GRATTON	1											
			65	G REYES-ENGLAND	1											
			65	S ROYTHORNE	1											
			65	J MARTINEZ	1											
			65	R HUGHES	1											

IQR Means Individual Qualifying Rounds I.E. Yellow, Green, Red and Blue Lanes on a Normal Club Night

Outright Track Record Holders After DHORC 652

Adults

Pos	Name	Qualifying	F1	GC	F1	GC	Total
			Fastest Laps	Fastest Laps	Race Laps	Race Laps	
1	L Pateman	31	43	64	27	47	212
2	S Goodlip	20	35	10	30	17	112
3	A Smith	26	13	25	13	23	100
4	N Sismey	15	8	11	15	16	65
5	J Sismey	15	7	8	14	13	57
6	M Chadwick	12			8	9	29
7	W Lander	9	5	3	6		23
8	P Rees	3	3		11	3	20
9	A McPeake	4	3	5	7		19
10	J Tague	4	3	2	3	5	17
11	J Lymer	4	2	1	2	1	10
12	T Baldock	3	1	1	1	2	8
13	L Smith	2	1	3			6
13	A Turnbull	1	2		3		6
15	D Garbett	1		1	2	1	5
15	C Roythorne		2	2		1	5
17	J Neale				2	1	3
17	S Anand	1			1	1	3
17	T Chadwick		1		2		3
17	J Lamb	1		1	1		3
21	M Allsopp				2		2
21	S Lander			1	1		2
21	C Bowles	1	1				2
24	G Peach		1				1
24	D McPeake		1				1
24	J Roythorne				1		1
24	S Pank				1		1
Total		143	122	129	136	134	716

Note: Some Record Can Be Held By More Than One Member - Highlighted Names 2022 Members

Outright Track Record Holders After DHORC 652

Juniors

Pos	Name	Qualifying	F1	GC	F1	GC	Total
			Fastest Laps	Fastest Laps	Race Laps	Race Laps	
1	A Turnbull	31	22	16	34	17	120
2	R Litherland	24	21	26	14	28	113
3	J Sismey	15	15	12	11	17	70
4	A Hall	12	9	7	13	12	53
5	T Chadwick	7	6	10	7	19	49
6	AJ McPeake	10	9	4	9	4	36
7	T Measham	6	4	1	13	3	27
7	J Henry	2	9	5	9	2	27
9	J Mellor	10	4	4	2	4	24
10	H Smith	8	4	5	3	3	23
11	L Bowles	9	3	3	2	5	22
12	M Minnis	6	2	4	2	5	19
13	Z Roythorne	2	2	6		8	18
14	J Pateman	4	4	5	1	3	17
15	B Roythorne	1	1	6		2	10
16	F Holmes	1	3	2	3		9
16	C Brentnall		2	3		4	9
16	J Lawson	1	2	2	3	1	9
19	A Hughes	2	1	5			8
19	L Smith		4		4		8
21	T Pank		1	3	2		6
21	C Bowles	2	1		1	2	6
23	P Connally		1	3			4
23	R Rees	1	1	1		1	4
23	K Ashworth	1	1	1		1	4
23	L Turnbull	1	1		2		4
27	K Levers		1		1	1	3
28	P Martin		1		1		2
28	N Gull		1		1		2
30	Ca Holland			1			1
30	E Henry		1				1
30	C Clark					1	1
30	K Ali				1		1
30	B Brooks				1		1
30	J Elmore		1				1
30	S Roythorne			1			1
30	A Hartley			1			1
Total		156	138	137	140	143	714

Note: Some Record Can Be Held By More Than One Member - Highlighted Names 2022 Members

Current Members Best Ever Position Records after DHORC 652

Qualifying				Final Position				Fastest Laps				Race Laps							
Pos	Adult	DHORC	Gap	Date	Pos	Adult	DHORC	Gap	Date	Pos	Adult	DHORC	Gap	Date	Pos	Adult	DHORC	Gap	Date
1	A Smith	652	0	18-Oct-22	1	R Litherland	652	0	18-Oct-22	1	L Pateman	652	0	18-Oct-22	1	S Goodlip	652	0	18-Oct-22
1	L Pateman	648	4	09-Aug-22	1	A Smith	651	1	19-Oct-22	1	S Goodlip	651	1	18-Oct-22	1	A Smith	651	1	18-Oct-22
1	C Bowles	647	5	09-Aug-22	1	A Turnbull	649	3	27-Sep-22	1	D Garbett	651	1	18-Oct-22	1	P Rees	649	3	27-Sep-22
1	S Goodlip	643	9	07-Jun-22	1	L Pateman	648	4	09-Aug-22	1	A Smith	650	2	27-Sep-22	1	L Pateman	648	4	09-Aug-22
1	P Rees	640	12	26-Apr-22	1	N Sismey	645	7	28-Jun-22	1	A Turnbull	625	27	19-Oct-22	1	C Bowles	647	5	09-Aug-22
1	A Turnbull	635	17	22-Feb-22	1	S Goodlip	643	9	07-Jun-22	1	J Lamb	616	36	11-Feb-20	1	N Sismey	645	7	28-Jun-22
1	D Garbett	625	27	19-Oct-21	1	P Rees	631	21	11-Jan-22	1	C Bowles	612	40	07-Nov-19	1	A Turnbull	635	17	22-Feb-22
1	J Lamb	616	36	11-Feb-20	1	D Garbett	611	41	29-Oct-19	1	L Smith	591	61	23-Feb-19	1	D Garbett	611	41	29-Oct-19
1	N Sismey	613	39	07-Jan-20	1	L Smith	566	86	24-Feb-18	1	G Peach	565	87	24-Feb-18	1	G Peach	579	73	04-Sep-18
1	L Smith	591	61	23-Feb-19	1	J Lamb	538	114	25-Feb-17	1	N Sismey	511	141	27-Feb-16	1	G Peach	565	87	24-Feb-18
1	G Peach	565	87	24-Feb-18	1	G Peach	537	115	25-Feb-17	1	P Rees	497	155	30-Jun-15	1	J Lamb	538	114	25-Feb-17
2	R Litherland	624	28	28-Sep-21	2	C Bowles	600	52	09-Jul-19	2	R Litherland	624	28	28-Sep-21	2	R Litherland	624	28	28-Sep-21
4	L Blacker	650	2	27-Sep-22	3	D Turnbull	527	125	13-Sep-16	3	C Cooper	639	13	05-Apr-22	3	D Edwards	599	53	25-Jun-19
4	D Edwards	581	71	09-Oct-18	3	R Masters	433	219	23-Feb-13	3	R Masters	382	270	26-Feb-11	3	R Masters	433	219	23-Feb-13
4	R Masters	279	373	26-Sep-06	4	S Smith	537	115	25-Feb-17	4	D Turnbull	564	88	24-Feb-18	4	L Blacker	642	10	17-May-22
5	S Gray	627	25	09-Nov-21	5	S Gray	627	25	09-Nov-21	5	L Blacker	621	31	07-Sep-21	5	C Cooper	627	25	09-Nov-21
5	D Turnbull	539	113	26-Feb-17	5	D Edwards	581	71	09-Oct-18	5	L Blacker	621	31	07-Sep-21	5	C Cooper	627	25	09-Nov-21
6	L Edwards	512	140	27-Feb-16	6	R Lawson	530	122	18-Oct-16	6	J Lawson	650	2	27-Sep-22	5	D Turnbull	596	56	09-Apr-19
7	M Dutton	649	3	27-Sep-22	6	L Edwards	512	140	27-Feb-16	6	S Gray	635	17	22-Feb-22	6	R Lawson	530	122	18-Oct-16
7	R Lawson	629	23	30-Nov-21	7	J Lawson	650	2	27-Sep-22	6	L Edwards	512	140	27-Feb-16	7	S Gray	627	25	09-Nov-21
7	S Smith	538	114	25-Feb-17	8	M Dutton	649	3	27-Sep-22	8	S Smith	537	115	25-Feb-16	8	J Lawson	650	2	27-Sep-22
8	J Lawson	650	2	27-Sep-22	8	L Blacker	630	21	11-Jan-22	8	R Lawson	530	122	18-Oct-16	8	M Dutton	647	5	09-Aug-22
8	L Bowles	648	4	09-Aug-22	8	C Cooper	630	22	30-Nov-21	9	M Dutton	649	1	27-Sep-22	9	H Smith	650	2	27-Sep-22
8	C Cooper	628	24	09-Nov-21	9	H Smith	649	3	27-Sep-22	9	H Smith	650	2	27-Sep-22	9	L Bowles	648	4	09-Aug-22
10	A Woodhouse	647	5	09-Aug-22	9	L Bowles	648	4	09-Aug-22	9	L Bowles	648	4	09-Aug-22	9	S Kerr	643	9	07-Jun-22
10	A Thompson	646	6	28-Jun-22	13	A Thompson	645	7	28-Jun-22	11	S Kerr	643	9	07-Jun-22	9	L Edwards	637	15	15-Mar-22
10	S Kerr	643	9	07-Jun-22	14	A Woodhouse	647	5	09-Aug-22	12	A Woodhouse	647	5	09-Aug-22	12	A Woodhouse	647	5	09-Aug-22
12	H Smith	649	3	27-Sep-22	15	A Stevenson	651	1	18-Oct-22	12	A Thompson	644	8	07-Jun-22	12	A Thompson	479	173	28-Jun-22
13	A Stevenson	651	1	18-Oct-22	16	D Hughes-Dawd	651	1	18-Oct-22	14	A Stevenson	651	1	18-Oct-22	15	A Stevenson	651	1	18-Oct-22
15	D Hughes-Dawd	651	1	18-Oct-22	16	S Kerr	643	9	07-Jun-22	16	D Hughes-Dawd	651	1	18-Oct-22	16	D Hughes-Dawd	651	1	18-Oct-22
Pos	Junior	DHORC	Gap	Date	Pos	Junior	DHORC	Gap	Date	Pos	Junior	DHORC	Gap	Date	Pos	Junior	DHORC	Gap	Date
1	L Bowles	652	0	18-Oct-22	1	L Bowles	652	0	18-Oct-22	1	L Bowles	652	0	18-Oct-22	1	L Bowles	652	0	18-Oct-22
1	J Lawson	649	3	27-Sep-22	1	J Lawson	650	2	27-Sep-22	1	J Lawson	650	2	27-Sep-22	1	J Lawson	650	2	27-Sep-22
1	H Smith	644	8	07-Jun-22	1	E Doyle	649	3	27-Sep-22	1	H Smith	644	8	07-Jun-22	1	E Doyle	649	3	27-Sep-22
2	JJ Hughes-Dawd	652	0	18-Oct-22	1	J Woodhouse	647	5	09-Aug-22	2	J Woodhouse	647	5	09-Aug-22	1	J Woodhouse	647	5	09-Aug-22
2	J Thompson	636	16	22-Feb-22	1	H Smith	644	8	07-Jun-22	2	E Doyle	646	6	28-Jun-22	1	H Smith	644	8	07-Jun-22
3	J Woodhouse	648	4	09-Aug-22	1	J Thompson	640	12	26-Apr-22	2	J Thompson	636	16	22-Feb-22	2	J Thompson	636	16	22-Feb-22
3	E Doyle	646	6	28-Jun-22	3	T Kerr	640	12	26-Apr-22	3	JJ Hughes-Dawd	651	1	18-Oct-22	4	JJ Hughes-Dawd	652	0	18-Oct-22
3	T Kerr	643	9	07-Jun-22	4	JJ Hughes-Dawd	652	0	18-Oct-22	3	T Kerr	643	9	07-Jun-22	4	T Kerr	640	12	26-Apr-22
5	T Stevenson	652	0	18-Oct-22	6	T Stevenson	651	1	18-Oct-22	6	T Stevenson	651	1	18-Oct-22	6	T Stevenson	651	1	18-Oct-22

Distance Covered In DHORC Club Championship 2022

Pos	Competitor	Class	Laps	Feet	Feet / Race	Miles	Races
1	P Rees	A	2,259.5	202,315	2,529	38.3	80
2	A Smith	A	2,047.1	185,483	2,810	35.1	66
3	N Sismey	A	2,070.9	184,978	2,569	35.0	72
4	A Turnbull	A	1,991.9	179,175	2,524	33.9	71
5	L Pateman	A	1,985.2	176,001	2,708	33.3	65
6	C Bowles	A	1,866.3	168,799	2,519	32.0	67
7	L Blacker	A	1,855.5	165,476	2,149	31.3	77
8	D Garbett	A	1,849.5	164,278	2,381	31.1	69
9	S Gray	A	1,695.1	151,496	2,047	28.7	74
10	S Goodlip	A	1,706.3	150,139	2,589	28.4	58
11	D Turnbull	A	1,639.5	145,364	2,236	27.5	65
12	G Peach	A	1,375.4	124,407	2,439	23.6	51
13	L Bowles	J	1,323.1	119,407	2,059	22.6	58
14	R Litherland	A	1,266.3	114,729	2,441	21.7	47
15	R Lawson	A	949.1	84,817	2,120	16.1	40
16	A Thompson	A	923.8	84,053	1,827	15.9	46
17	J Lawson	J	899.7	80,772	1,923	15.3	42
18	L Smith	A	871.8	80,284	2,361	15.2	34
19	J Thompson	A	867.8	79,057	1,647	15.0	48
20	M Dutson	A	855.2	76,959	1,673	14.6	46
21	S Smith	A	843.7	76,663	1,966	14.5	39
22	H Smith	J	752.9	68,346	2,010	12.9	34
23	D Edwards	A	723.8	67,589	2,253	12.8	30
24	E Doyle	J	724.2	65,071	1,513	12.3	43
25	C Cooper	A	704.8	63,037	1,970	11.9	32
26	J Lamb	A	654.9	57,104	2,115	10.8	27
27	L Edwards	A	560.2	50,646	2,110	9.6	24
28	S Kerr	A	486.9	44,088	2,004	8.4	22
29	T Kerr	J	404.4	36,607	1,525	6.9	24
30	J Lawson	A	300.3	28,027	2,156	5.3	13
31	H Smith	A	158.6	15,622	1,953	3.0	8
32	L Bowles	A	147.0	12,422	2,070	2.4	6
33	A Stevenson	A	134.5	11,892	1,982	2.3	6
34	A Woodhouse	A	130.7	11,044	1,841	2.1	6
35	JJ Hughes-Dowd	J	124.5	11,008	1,835	2.1	6
36	D Hughes-Dowd	A	123.6	10,929	1,821	2.1	6
37	R Masters	A	124.9	10,554	1,759	2.0	6
38	J Woodhouse	J	109.6	9,261	1,544	1.8	6
39	T Stevenson	J	84.6	7,480	1,247	1.4	6
Pos	Competitor	Class	25,880.7	2,316,865.3	2,413	438.8	960

Next Circuit



Dijon



Where Do We Race Next?

What Are The Records?

Who Has Been On The Podium?

Circuit History

Dijon-Prenois is a 3.801 km (2.362 mi) motor racing circuit located in Prenois, near Dijon, France. The undulating track is noted for its fast, sweeping bends.

Opened in 1972, Dijon-Prenois hosted the Formula One French Grand Prix five times, and the Swiss Grand Prix in 1982. The non-championship 1975 Swiss Grand Prix was also held at Dijon.[1] The circuit currently hosts the Grand Prix de l'Age d'Or, and last hosted the FFSA GT Championship in 2012.

Planned in 1967, work commenced in December 1969. The track was part of a plan to make Dijon an automotive centre. It was the brainchild of rugby-player and wrestler François Chambelland (sometimes assumed to be the masked wrestler l'Ange Blanc) and was developed with the aid of racers Jean-Pierre Beltoise and François Cevert, as well as motoring journalist José Rosinski. In spite of lack of support from the city government and a chronic lack of funds, the track was declared open on 26 May 1972, with Guy Ligier making the first timed lap around the circuit. The first race, for 2-litre prototypes, was held ten days later. Arturo Merzario was the inaugural winner.

The first F1 race was run in 1974 on the circuit's original 3.289 km (2.044 mi) layout; with the fastest lap times under the one-minute mark, there was a major problem with congested traffic between the race leaders and the back-markers. Therefore, in 1976 an extension was added to lengthen the circuit as well as to reprofile many of its corners before the time F1 could return to Dijon in 1977. The 1979 French Grand Prix featured a memorable battle for second place in the final laps between Gilles Villeneuve's Ferrari and René Arnoux's Renault, which was finally won by Villeneuve. The race itself was won by Jean-Pierre Jabouille in the other Renault - Renault's first, and the first F1 victory for a turbocharged car.

Rounds 10&11		Dijon (France)				Rounds 23&24		
		Previous Results						
	Adults		1st	2nd	3rd			
DHRC 619 F1	17-Aug 2021	98'6"	A Smith	D Garbett	P Rees			
DHRC 620 GC	17-Aug 2021	98'6"	A Smith	L Pateman	R Litherland			
DHRC 627 F1	09-Nov 2021	98'6"	A Smith	N Simey	A Turnbull			
DHRC 628 GC	09-Nov 2021	98'6"	A Smith	R Litherland	G Peach/A Turnbull			
DHRC 640 F1	26-Apr 2022	98'6"	S Goodlip	P Rees	A Smith			
DHRC 641 GC	26-Apr 2022	98'6"	L Pateman	A Smith	R Litherland			
DHRC 653 F1	08-Nov 2022	98'6"						
DHRC 654 GC	08-Nov 2022	98'6"						
	Juniors		1st	2nd	3rd			
DHRC 619 F1	17-Aug 2021	98'6"	N/A	N/A	N/A			
DHRC 620 GC	17-Aug 2021	98'6"	N/A	N/A	N/A			
DHRC 627 F1	09-Nov 2021	98'6"	H Smith	J Lawson				
DHRC 628 GC	09-Nov 2021	98'6"	H Smith	J Lawson				
DHRC 640 F1	26-Apr 2022	98'6"	J Thompson	H Smith	T Kerr			
DHRC 641 GC	26-Apr 2022	98'6"	H Smith	L Bowles	J Thompson			
DHRC 653 F1	08-Nov 2022	98'6"						
DHRC 654 GC	08-Nov 2022	98'6"						

Circuit Records			Lap Length 98'6"	
Qualifying				
F1	A Smith	09Nov21		
GC	A Smith	09Nov21		
		54.4 Laps		
		71.4 Laps		
Fastest Laps				
F1	A Smith	09Nov21		
		5.71 secs		
GC	L Pateman	17Aug21		
		4.25 secs		
Race Laps				
F1	A Smith	09Nov21		
		28.6 Laps		
GC	L Pateman	17Aug21		
		38.1 Laps		
Final Points				
5.5 Points	J Lamb	09Nov21		

DHRC 653 & 654

Dijon Best Off Chart 1

Qualifying Combined					Final Points			
Pos	Adult	Laps	MPH	Date	Pos	Adult	Pts	Date
1	A Smith (M)	N/A	N/A	N/A	1	J Lamb	5.5	09-Nov-21
1	A Thompson	N/A	N/A	N/A	2	L Smith	5.0	17-Aug-21
1	A Turnbull	N/A	N/A	N/A	3	C Bowles	4.5	26-Apr-22
1	C Bowles	N/A	N/A	N/A	4	A Turnbull	3.5	26-Apr-22
1	C Cooper	N/A	N/A	N/A	4	D Edwards	3.5	26-Apr-22
1	D Edwards	N/A	N/A	N/A	4	L Blacker	3.5	26-Apr-22
1	D Garbett (M)	N/A	N/A	N/A	4	S Smith	3.5	26-Apr-22
1	D Turnbull	N/A	N/A	N/A	8	N Sismey (M)	3.0	17-Aug-21
1	G Peach (M)	N/A	N/A	N/A	8	G Peach (M)	3.0	09-Nov-21
1	J Lamb	N/A	N/A	N/A	8	R Lawson	3.0	09-Nov-21
1	L Blacker	N/A	N/A	N/A	8	A Smith (M)	3.0	26-Apr-22
1	L Edwards	N/A	N/A	N/A	8	R Litherland	3.0	26-Apr-22
1	L Pateman	N/A	N/A	N/A	13	C Cooper	2.5	09-Nov-21
1	L Smith	N/A	N/A	N/A	14	L Pateman	2.0	26-Apr-22
1	M Dutson	N/A	N/A	N/A	14	S Goodlip	2.0	26-Apr-22
1	N Sismey (M)	N/A	N/A	N/A	16	D Garbett (M)	1.5	17-Aug-21
1	P Rees (M)	N/A	N/A	N/A	16	P Rees (M)	1.5	17-Aug-21
1	R Lawson	N/A	N/A	N/A	16	S Gray (M)	1.5	17-Aug-21
1	R Litherland	N/A	N/A	N/A	16	D Turnbull	1.5	26-Apr-22
1	S Goodlip	N/A	N/A	N/A	16	M Dutson	1.5	26-Apr-22
1	S Gray (M)	N/A	N/A	N/A	21	L Edwards	1.0	17-Aug-21
1	S Kerr	N/A	N/A	N/A	22	A Thompson	0.0	26-Apr-22
1	S Smith	N/A	N/A	N/A	22	S Kerr	0.0	26-Apr-22
Pos	Junior	Laps	MPH	Date	Pos	Junior	Pts	Date
1	E Doyle	N/A	N/A	N/A	1	T Kerr	3.0	26-Apr-22
1	H Smith	N/A	N/A	N/A	2	E Doyle	2.5	26-Apr-22
1	J Lawson	N/A	N/A	N/A	3	H Smith	2.0	09-Nov-21
1	J Thompson	N/A	N/A	N/A	3	J Thompson	2.0	26-Apr-22
1	L Bowles	N/A	N/A	N/A	5	L Bowles	1.5	09-Nov-21
1	T Kerr	N/A	N/A	N/A	6	J Lawson	0.5	26-Apr-22

Dijon Best Off Chart 2 - F1

Qualifying					Fastest Laps					Race Laps				
Pos	Adult	Laps	MPH	Date	Pos	Adult	Time	MPH	Date	Pos	Adult	Laps	MPH	Date
1	A Smith (M)	54.4	10.148	09-Nov-21	1	A Smith (M)	5.71	11.762	09-Nov-21	1	A Smith (M)	28.6	10.671	09-Nov-21
2	P Rees (M)	51.5	9.607	26-Apr-22	2	D Garbett (M)	5.86	11.461	17-Aug-21	2	D Garbett (M)	26.8	9.999	17-Aug-21
3	D Garbett (M)	50.6	9.440	17-Aug-21	3	P Rees (M)	6.11	10.992	09-Nov-21	3	P Rees (M)	26.7	9.962	09-Nov-21
4	C Bowles	49.7	9.272	26-Apr-22	4	L Pateman	6.22	10.797	17-Aug-21	4	S Goodlip	26.5	9.887	26-Apr-22
5	S Goodlip	49.4	9.216	26-Apr-22	5	S Goodlip	6.23	10.780	26-Apr-22	5	N Sismey (M)	25.3	9.440	17-Aug-21
6	N Sismey (M)	49.1	9.160	17-Aug-21	6	G Peach (M)	6.30	10.660	17-Aug-21	6	L Pateman	25.2	9.402	17-Aug-21
7	L Pateman	48.8	9.104	17-Aug-21	7	A Turnbull	6.33	10.610	09-Nov-21	6	G Peach (M)	25.2	9.402	17-Aug-21
8	G Peach (M)	48.6	9.066	17-Aug-21	8	N Sismey (M)	6.39	10.510	09-Nov-21	6	A Turnbull	25.2	9.402	09-Nov-21
9	A Turnbull	46.1	8.600	09-Nov-21	9	D Edwards	6.41	10.477	26-Apr-22	6	C Bowles	25.2	9.402	26-Apr-22
10	S Gray (M)	45.4	8.470	09-Nov-21	10	C Bowles	6.63	10.130	26-Apr-22	10	D Edwards	24.4	9.104	26-Apr-22
11	D Edwards	41.5	7.742	26-Apr-22	11	L Smith	6.72	9.994	17-Aug-21	11	R Litherland	24.0	8.955	26-Apr-22
12	D Turnbull	41.4	7.723	09-Nov-21	12	S Gray (M)	6.90	9.733	09-Nov-21	12	C Cooper	23.6	8.805	09-Nov-21
13	R Litherland	40.9	7.630	09-Nov-21	13	J Lamb	6.92	9.705	17-Aug-21	13	S Gray (M)	23.4	8.731	09-Nov-21
14	L Edwards	39.6	7.388	26-Apr-22	14	L Blacker	6.95	9.663	26-Apr-22	14	R Lawson	22.3	8.320	09-Nov-21
15	L Blacker	39.1	7.294	26-Apr-22	15	R Lawson	7.12	9.432	09-Nov-21	15	L Blacker	22.2	8.283	26-Apr-22
16	R Lawson	38.8	7.238	09-Nov-21	15	C Cooper	7.12	9.432	09-Nov-21	16	L Smith	22.1	8.246	17-Aug-21
17	J Lamb	38.6	7.201	09-Nov-21	17	D Turnbull	7.15	9.393	09-Nov-21	17	D Turnbull	21.7	8.096	09-Nov-21
18	S Smith	36.4	6.791	09-Nov-21	18	L Edwards	7.30	9.200	17-Aug-21	18	L Edwards	21.6	8.059	26-Apr-22
19	L Smith	33.1	6.175	17-Aug-21	19	R Litherland	7.31	9.187	17-Aug-21	19	S Smith	21.1	7.873	09-Nov-21
20	C Cooper	32.9	6.138	09-Nov-21	20	S Smith	7.37	9.112	26-Apr-22	20	J Lamb	21.0	7.835	09-Nov-21
21	A Thompson	32.8	6.119	26-Apr-22	21	S Kerr	8.20	8.190	26-Apr-22	21	A Thompson	16.6	6.194	26-Apr-22
22	S Kerr	31.0	5.783	26-Apr-22	22	A Thompson	8.40	7.995	26-Apr-22	22	S Kerr	16.1	6.007	26-Apr-22
23	M Dutson	26.2	4.888	26-Apr-22	23	M Dutson	8.89	7.554	26-Apr-22	23	M Dutson	14.1	5.261	26-Apr-22
Pos	Junior	Laps	MPH	Date	Pos	Junior	Time	MPH	Date	Pos	Junior	Laps	MPH	Date
1	H Smith	40.7	7.593	09-Nov-21	1	H Smith	6.52	10.300	09-Nov-21	1	H Smith	20.5	7.649	09-Nov-21
2	L Bowles	37.2	6.940	26-Apr-22	2	L Bowles	7.42	9.051	26-Apr-22	2	L Bowles	19.7	7.350	26-Apr-22
3	J Lawson	31.9	5.951	09-Nov-21	3	J Lawson	7.62	8.814	09-Nov-21	3	J Lawson	19.3	7.201	09-Nov-21
4	J Thompson	28.1	5.242	26-Apr-22	4	J Thompson	7.88	8.523	26-Apr-22	4	J Thompson	17.3	6.455	26-Apr-22
5	T Kerr	26.7	4.981	26-Apr-22	5	T Kerr	8.77	7.658	26-Apr-22	5	T Kerr	15.8	5.895	26-Apr-22
6	E Doyle	25.6	4.776	26-Apr-22	6	E Doyle	9.91	6.777	26-Apr-22	6	E Doyle	13.1	4.888	26-Apr-22



Dijon Best Off Chart 3 - GC

Qualifying					Fastest Laps					Race Laps				
Pos	Adult	Laps	MPH	Date	Pos	Adult	Time	MPH	Date	Pos	Adult	Laps	MPH	Date
1	A Smith (M)	71.4	13.320	09-Nov-21	1	L Pateman	4.25	15.802	17-Aug-21	1	L Pateman	38.1	14.215	17-Aug-21
2	L Pateman	70.6	13.171	17-Aug-21	2	A Smith (M)	4.27	15.728	17-Aug-21	2	A Smith (M)	37.7	14.066	09-Nov-21
3	A Turnbull	63.4	11.827	09-Nov-21	3	R Litherland	4.70	14.289	09-Nov-21	3	S Goodlip	33.2	12.387	26-Apr-22
4	S Goodlip	61.8	11.529	26-Apr-22	4	J Lamb	4.81	13.962	17-Aug-21	4	G Peach (M)	32.8	12.238	09-Nov-21
5	R Litherland	61.6	11.492	26-Apr-22	5	G Peach (M)	4.87	13.790	09-Nov-21	5	A Turnbull	32.2	12.014	09-Nov-21
5	N Sismey (M)	61.6	11.492	26-Apr-22	6	D Garbett (M)	4.97	13.513	09-Nov-21	6	R Litherland	32.1	11.977	26-Apr-22
7	G Peach (M)	59.7	11.137	09-Nov-21	6	S Goodlip	4.97	13.513	26-Apr-22	7	L Smith	31.9	11.902	17-Aug-21
8	L Smith	58.1	10.839	17-Aug-21	8	C Bowles	4.99	13.459	26-Apr-22	8	J Lamb	31.2	11.641	09-Nov-21
9	D Garbett (M)	58.0	10.820	17-Aug-21	9	L Smith	5.09	13.194	17-Aug-21	9	D Garbett (M)	31.1	11.604	09-Nov-21
9	P Rees (M)	58.0	10.820	26-Apr-22	10	A Turnbull	5.13	13.091	09-Nov-21	9	N Sismey (M)	31.1	11.604	26-Apr-22
11	J Lamb	55.2	10.298	17-Aug-21	11	C Cooper	5.28	12.720	09-Nov-21	11	P Rees (M)	31.0	11.566	26-Apr-22
12	D Edwards	55.1	10.279	17-Aug-21	11	N Sismey (M)	5.28	12.720	26-Apr-22	12	C Bowles	30.5	11.380	26-Apr-22
13	C Bowles	54.7	10.204	26-Apr-22	13	P Rees (M)	5.36	12.530	26-Apr-22	13	C Cooper	29.9	11.156	09-Nov-21
14	C Cooper	54.3	10.130	09-Nov-21	14	D Edwards	5.50	12.211	17-Aug-21	14	L Blacker	29.2	10.895	26-Apr-22
15	D Turnbull	49.7	9.272	26-Apr-22	15	L Blacker	5.60	11.993	26-Apr-22	15	D Edwards	28.0	10.447	17-Aug-21
16	S Smith	49.5	9.234	09-Nov-21	16	D Turnbull	5.89	11.402	09-Nov-21	16	R Lawson	26.3	9.813	09-Nov-21
17	L Blacker	48.2	8.992	26-Apr-22	17	S Gray (M)	5.97	11.249	17-Aug-21	17	D Turnbull	26.2	9.775	26-Apr-22
18	R Lawson	47.7	8.899	09-Nov-21	18	R Lawson	6.01	11.175	09-Nov-21	18	S Gray (M)	26.0	9.701	09-Nov-21
19	S Gray (M)	47.2	8.805	09-Nov-21	19	S Smith	6.13	10.956	09-Nov-21	19	S Smith	25.6	9.552	09-Nov-21
20	L Edwards	45.2	8.432	17-Aug-21	20	L Edwards	6.15	10.920	17-Aug-21	20	L Edwards	24.3	9.066	17-Aug-21
21	A Thompson	42.4	7.910	26-Apr-22	21	M Dutson	6.26	10.728	26-Apr-22	21	A Thompson	22.1	8.246	26-Apr-22
22	S Kerr	39.6	7.388	26-Apr-22	22	A Thompson	6.59	10.191	26-Apr-22	22	S Kerr	21.1	7.873	26-Apr-22
23	M Dutson	35.9	6.697	26-Apr-22	23	S Kerr	6.79	9.891	26-Apr-22	23	M Dutson	21.0	7.835	26-Apr-22
Pos	Junior	Laps	MPH	Date	Pos	Junior	Time	MPH	Date	Pos	Junior	Laps	MPH	Date
1	H Smith	48.9	9.122	26-Apr-22	1	H Smith	5.51	12.189	09-Nov-21	1	H Smith	25.1	9.365	09-Nov-21
2	J Lawson	45.7	8.525	09-Nov-21	2	J Lawson	6.45	10.412	09-Nov-21	2	J Lawson	24.0	8.955	09-Nov-21
3	L Bowles	45.5	8.488	26-Apr-22	3	L Bowles	6.57	10.222	26-Apr-22	3	L Bowles	23.2	8.656	26-Apr-22
4	J Thompson	35.9	6.697	26-Apr-22	4	E Doyle	6.65	10.099	26-Apr-22	4	J Thompson	20.4	7.611	26-Apr-22
5	E Doyle	35.1	6.548	26-Apr-22	5	J Thompson	6.87	9.776	26-Apr-22	5	E Doyle	20.1	7.499	26-Apr-22
6	T Kerr	27.3	5.093	26-Apr-22	6	T Kerr	7.75	8.666	26-Apr-22	6	T Kerr	17.1	6.380	26-Apr-22





LEXAN BODY CATALOGUE

Legends

SWB = 38mm (1.5")
between axle centres

LWB = 41mm (1.6")
between axle centres



AC Cobra
Convertible
LWB



Acura NSX
GT3 2017
LWB
30mm Clip



Alfa Romeo 155
Touring Car
LWB
29mm Clip



Alfa Romeo
BTCC
LWB
30mm Clip



Alfa Romeo
TZ3 Corsa
SWB
29mm Clip



Aston Martin
Vantage GT3
LWB



Audi
R8LMS GT3
LWB



Audi S3
BTCC
LWB
27mm Clip



Austin
Mini Cooper
SWB
28mm Clip



Bentley
Continental GT3
LWB
30mm Clip














BMW
320i Turbo Grp5
SWB
27mm Clip



BMW 1 Series
BTCC
LWB
29mm Clip








































BMW
M1
SWB
30mm Clip
















			
BMW M3 GT2 LWB 27mm Clip	BMW Z4 GT3 LWB	BMW Z8 Convertible LWB 30mm Clip	Bugatti EB110 SWB 32mm Clip
			
Bugatti Veyron LWB 31mm Clip			
			
Chevrolet Nastruck LWB 30mm Clip	Chevron B19 SWB or LWB 29mm Clip	Corvette C5r GT SWB 30mm Clip	Corvette C7r GT 2017 LWB 31mm Clip
			
Corvette C8r GT3 LWB	Corvette Daytona Prototype SWB 30mm Clip	Corvette 1969 Stingray SWB 30mm Clip	
			
Datsun 240Z SWB 27mm Clip	Datsun Fairlady 2000 LWB 26mm Clip	Dodge Challenger LWB 31mm Clip	

			
Ferrari 250 gt Berlinetta Lusso SWB 30mm Clip	Ferrari 250 GTO LWB 29mm Clip	Ferrari 308 GTb LWB 28mm Clip	Ferrari 365 GTb Daytona SWB 28mm Clip
			
Ferrari 488 Gte LWB 29mm Clip	Ferrari 512 LM SWB or LWB 29mm Clip	Ferrari 575 GTc LWB 30mm Clip	Ferrari 612 Can-Am SWB 32mm Clip
			
Ferrari F40 SWB 32mm Clip	Ferrari Testarossa SWB 32mm Clip	Ford Capri SWB 30mm Clip	Ford Escort SWB 29mm Clip
			
Ford Custom Van LWB 30mm Clip	Ford Focus RS BTCC LWB 29mm Clip	Ford 2006 GT LWB 29mm Clip	Ford 2016 GT LWB Body Pins Only
			
Ford GT40 SWB 29mm Clip	Ford 2005 Mustang LWB 27mm Clip		

			
Honda Civic BTCC LWB 28mm Clip	Honda Integra LWB 28mm Clip	Honda S2000 SWB 26mm Clip	
			
Jaguar D Type LWB 30mm Clip	Jaguar XJ 220 LWB 32mm Clip	Jaguar XJR 5 (Grp 44) SWB 32mm Clip	Jaguar XJR 9 (Grp C) SWB or LWB 33mm Clip
			
Jaguar XKR GT3 LWB 30mm Clip			Koenigsegg CCX LWB 30mm Clip
			
Lamborghini Contach SWB 29mm Clip	Lamborghini Huracan GT3 LWB 32mm Clip	Lamborghini Miura Concept LWB 30mm Clip	Lamborghini Miura Jota SWB 28mm Clip
			
Lancia LC2 SWB 31mm Clip	Lotus Elise LWB 27mm Clip	Lotus Espirit LWB	Lotus Europa LWB 31mm Clip

			
Matchbox Hi-Tailer LWB 33mm Clip	Mazda 787b (Grp C) LWB 30mm Clip	Mazda RX7 SWB 27mm Clip	McLaren F1 GTr LWB
			
McLaren MP4 12C GT3 LWB 28mm Clip	Mercedes Gullwing 300SL SWB	Mercedes 300SLR LWB	Mercedes CLK GTB LWB 30mm Clip
			
Mercedes DTM Car LWB 30mm Clip	MG 6GT BTCC LWB 28mm Clip	Mini Mini Cooper LWB 27mm Clip	Morris Minor LWB 27mm Clip
			
Mustang 1967 GT 500 SWB 30mm Clip	Mustang Mach 1 SWB 30mm Clip		
			
Nascar SWB 32mm Clip	Nissan 300ZX SWB 31mm Clip	Nissan March 86G Gtp SWB or LWB 30mm Clip	Nissan R390 GT LWB 32mm Clip

			
Nissan 1989 R89C LWB 32mm Clip	Nissan 1977 Skyline GT-R LWB 27mm Clip	Nissan R32 Skyline SWB 30mm Clip	Nissan Grp C SWB 32mm Clip
			
Pagani Huayra LWB 29mm Clip	Pagini Zonda C12 LWB 30mm Clip	Panoz 1999 LMP-1 LWB 32mm Clip	Peugeot 905 Grp C SWB or LWB 31mm Clip
			
Pontiac 1977 Firebird LWB 30mm Clip	Porsche 908 SWB 29mm Clip	Porsche 910 LWB 32mm Clip	Porsche 911 GT3 SWB 27mm Clip
			
Porsche 911 Turbo RSR GT3 LWB 28mm Clip	Porsche 917 SWB or LWB 31mm Clip	Porsche 934 Turbo RSR SWB 26mm Clip	Porsche 935 Turbo SWB 28mm Clip
			
Porsche 956 Grp C SWB 31mm Clip	Porsche 959 SWB 29mm Clip	Porsche 962 Grp C LWB 32mm Clip	

			
Renault Clio Cup Car LWB 30mm Clip	Renault Clio V6 LWB 29mm Clip	Renault Megane Trophy LWB 30mm Clip	Renault RS01 GT LWB 28mm Clip
			
Saleen S7 LWB	Sauber Mercedes C11 Grp C SWB or LWB 32mm Clip	Shadow MK 11a LWB 31mm Clip	Shelby Cobra Daytona Coupe SWB 31mm Clip
			
Subaru Levorg BTCC LWB 28mm Clip			
			
Toyota 88C-V Grp C SWB or LWB 32mm Clip	Toyota GT-One LWB	Triumph TR7 LWB 28mm Clip	TVR Sagaris LWB
			
Wiesmann GT MF5 SWB or LWB			Zakspeed Grp 5 Capri SWB or LWB 30mm Clip

Where is DHORC?

Derby HO Racing Club

dhorc

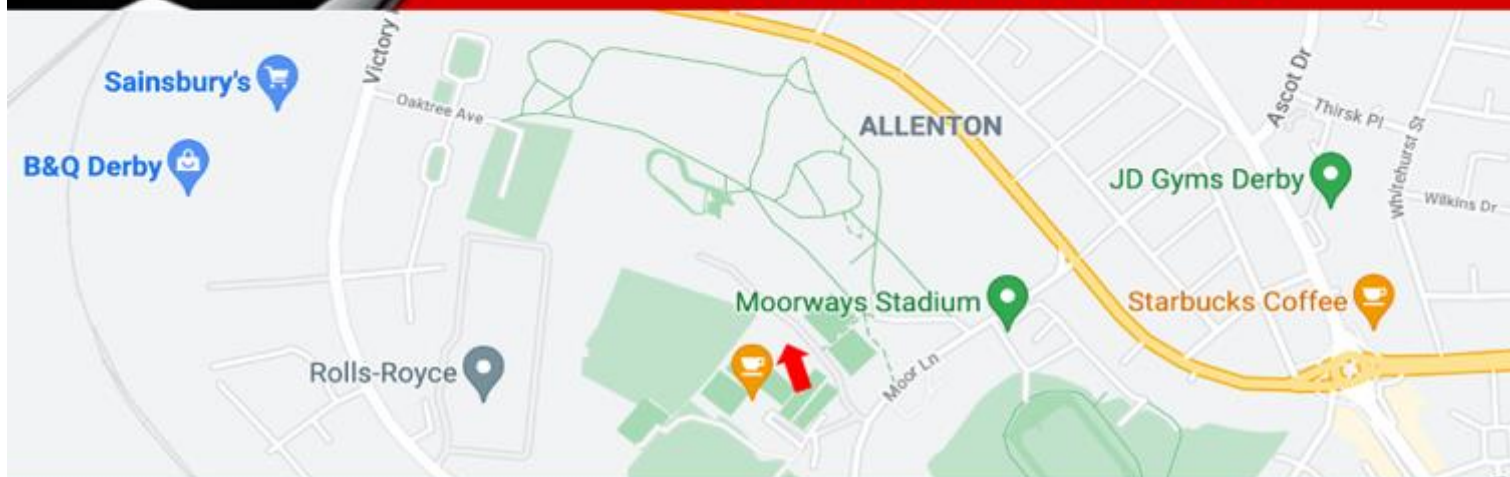
Home of HO Le Mans

Sponsored by
HARDEN CREEK
SLOTCARS

Derby H:O Racing Club
A Record Breaking Club



www.dhorc.co.uk



DHORC's Club Room



Derby Leisure Ltd Table Tennis Room

Derby Leisure Ltd,
Moor Lane, Allenton
Derby, DE24 9HY

Derby HO Racing Club
dhorc
Home of HO Le Mans
Carrera DIGITAL

Nick Sismey
sismey80@hotmail.co.uk
07984 339192