

Visit dhorc.co.uk or Find us on **facebook**

Derby HO Racing Club

dhorc

Home of HO Le Mans

Sponsored by
HARDEN CREEK
SLOT CARS

Club Night

654

Round 24

Dijon – GC

08Nov22



ADULTS

- 01 L PATEMAN
- 02 A SMITH
- 03 S GOODLIP

JUNIORS

- 01 L BOWLES
- 02 JJ HUGHES-DOWD
- 03 J LAWSON

This Week:

Annual General Meeting hits record attendance!

History and Key Facts

HO Club founded on 7 July 1992

- DHORC: Derby HO Racing Club ("HO" Is The Scale = 1/64th)
- Section of Derby Leisure Limited, open to all!
- Home of world famous international Le Mans 24 Hour race.
- Smaller scale version of Scalextric, once set up works all night!
- Four-lane circuits
- Computerised timing
- Statistics for every meeting and every member since July 1992
- Over 20 race meetings each year
- 50+ circuit designs, up to 567 feet in length
- Eight-lane routed Rockingham oval
- Two car categories – Tyco open wheel (F1)
 – Tomy SGP, BSRT, VSR enclosed wheel (GC)



Carrera Digital Club 1st race due 18 January 2022

- 1/32nd Carrera Digital GT Cars
- 12 Evenings a year, minimum 3x15-minute races per driver per evening.
- 4 circuits, 3 evenings per circuit
- Full computerised timing and stats through SmartRace App



The Club Nights and Magazine Coverage

HO

- Racing starts between 18:45 and 19:00 hours – Finished by 21:30 hours
- Minimum of four 3-minute qualifying races & up to two Finals (F1 & GC) for each member
- Championship points for all members
- Magazine produced for every single meeting and covering every track statistic

Carrera Digital

- Racing starts between 18:00 and 18:15 hours – Finished by 21:30 hours
- Magazine produced after each evening
- Championship points for all members

- Rules & regulations booklet covering all the DHORC rules produced each year
- Great family atmosphere, a help-all culture

Membership Fees, Car Costs and Prizes

- Adult £30 and junior (under 16) £15 for HO & Carrera, £40/£20 combined
- Only £50 Total expenditure for two cars HO Cars, £65 one Carrera
- All cars and spares can be bought at club
- Adult, Masters (over 56), Junior (16 & under) championships



Championship prizes adult / junior per meeting (Not paid out in 2022)

1 st	£5	£3
2 nd	£3	£2
3 rd	£1	£1



Editorial 654



Record AGM attendance! Thank you so much to all 19 Members who attended this year's Annual General Meeting on Tuesday night. Checking back over the last 10 years we have never reached those numbers at an AGM before and I'm pretty sure the same goes for the 20 years prior to that. Please find the minutes starting on Page 5. It was a fantastic evening with so many topics discussed. As you can imagine with Carrera Digital being new it took up most of the discussions, however 2023 looks to be exciting for both scales!

Congratulations to **Lee Pateman** for keeping the pressure on **Angus Smith** for the Adult Championship with his seventh win of the year. Congrats also to Master and Junior Champions Angus and **Lewis Bowles** for also adding to their win tallies.

A special mention to **JJ Hughes-Dowd** who, in taking second in the Juniors, recorded his first podium finish – nice one JJ. And we cannot leave out **Dan Turnbull** who won an incredible three Adult Finals! Great drive Dan.

I knew there was something I forgot in the Chairman's Report at the AGM and that was the new DHORC cupboard built by



Phil Rees with help from **John Lamb** earlier this year. We can now store all of our HO and Carrera kit in the same place. Thank you both so much. **Nick Sismey**

Front Cover: Dean Garbett checking if the computer says "Yes!"

Derby HO Racing Club		Committee...2022		Derby HO Racing Club	
DHORC				DHORC	
Home of HO Le Mans				Home of HO Le Mans	
Chairman / Treasurer	Nick Sismey	M 07984 339 192		sismey80@hotmail.co.uk	
Vice Chairman	Phil Rees	M 07912 378 652		dhorcman.p.r@ntlworld.com	
Secretary	Laura Edwards	M 07501 217 254		laurabubbles07@hotmail.co.uk	
Spares	Geoff Peach	M 07443 585 902		geoff@geoffpeach.com	
Race Control/Scrutineer	John Lamb	M 07758 917 497		john.lamb22@ntlworld.com	
Race Control	Liam Smith	M 07477 698 158		liam-smith-93@hotmail.co.uk	
Race Control	Darryn Mutch	M 07954 741 677		darrynmutch@live.co.uk	
Scrutineer	Angus Smith	M 07591 813 431		angus@angussmith500.plus.com	
Scrutineer	Dean Garbett	M 07964 854 084		garbettd@sky.com	

ROLLS-ROYCE SLOT CAR MAGAZINE IS PUBLISHED AND COPYRIGHT 2022 BY DHORC, AND NO PORTION MAY BE REPRODUCED OR TRANSMITTED WITHOUT WRITTEN PERMISSION, AND MAY CONTAIN ARTICLES AND GRAPHICS REPRINTED WITH THE PERMISSION OF THE ORIGINAL COPYRIGHT HOLDER, WHO RETAINS ALL RIGHTS,

Contents654

Page	Details
003	Editorial
004	Contents
005	News & Views Including..... 1. Acknowledgements 2. Annual General Meeting (AGM) - 15Nov22 3. Le Mans'19 winners win KSR 24-hours 4. DISCA Le Mans 24-Hours returns in 2023
006	2022 Calendar
008	2022 Winners & Continuous Club Night Attendance Records
010	DHORC Official Clothing
012	Slot Cars & Spares
014	Razorlite Lexans HO
024	Race Report – Dijon-Prenois GC – 08th November 2022 - Round 24 of 28 Including..... Page 33 - Race Results Page 39 - Best Results Page 47 - Championship Tables
053	Members' Statistics
066	Next Race - Knockhill – 29th November 2022 - Rounds 25 & 26 of 28
071	Razorlite Lexans HO Catalogue

www.slotcarsdirect.com

Slot Cars Direct are proud to be the HO parts supplier to Derby HO Racing Club, keeping them in Tip Top Form for a great nights racing.



We stock parts for and from manufacturers like:
 Viper VSR, WIZZARDHO, Tomy AFX, Aurora AFX, Tyco, Mattel, Matchbox, Ideal TCR, Micro Scalextric, Marchon, Silicone Tyres, Lexan Bodies, BSRT, HC Venom Products, Special Lexan Mounting Clips.

News & Views.....654

1. Acknowledgements for DHORC 654

Phil Rees	Parc Ferme & Everything Else	Lee Pateman	Packing Away
Angus Smith	Setting Up & Packing Away	Lewis Blacker	Packing Away
Stuart Gray	Setting Up & Packing Away	Chris Bowles	Packing Away
Dan Turnbull	Race Control & Packing Away	Roy Masters	Packing Away
Geoff Peach	Car Preparation & Spares	Liam Smith	Packing Away
Simon Goodlip	Parc Ferme & Packing Away	Dean Garbett	Packing Away
Liam Smith	Race Control & Packing Away	Adam Turnbull	Packing Away
Russell Lawson	Chocolates	Jacob Lawson	Distributing Chocolates

2. Annual General Meeting (AGM) – 15Nov22

With thanks to a record 19 Members joining us for our AGM on Tuesday night please find below the Minutes from the meeting.


Attendance

Lewis Blacker, Dave Edwards, Laura Edwards, Dean Garbett, Simon Goodlip, Stuart Gray, Dan Hughes-Dowd, Daniel Kalyan, Jag Kalyan, John Lamb, Roy Masters, Darryn Mutch, Lee Pateman, Geoff Peach, Simon Rankin, Phil Rees, Nick Sismey, Angus Smith and John Yates.



Apologies

Chris Cooper, Macaully Dutson, Tom Gray JJ Hughes-Dowd and Steve White.










Derby HO Racing Club
Home of HO Le Mans

Calendar 2022




Derby HO Racing Club
Home of HO Le Mans

Day	Date	Location	Round	Round	Track / Event	
Tuesday	11-Jan	Table Tennis Room	1 (F1)	2 (GC)	Long Beach (NEW)	
Tuesday	01-Feb	Table Tennis Room	3 (F1)	4 (GC)	Donington Park (NEW)	
Tuesday	22-Feb	Table Tennis Room	5 (F1)	6 (GC)	Nashville (NEW)	
Tuesday	15-Mar	Table Tennis Room	7 (F1)	8 (GC)	Zandvoort (NEW)	
Tuesday	05-Apr	Table Tennis Room	9 (F1)		Mallory Park	
Sat/Sun	23/24Apr	Donington Park	Corporate 1		British Touring Car Championship	
Tuesday	26-Apr	Table Tennis Room	10 (F1)	11 (GC)	Dijon	
Thursday	05-May	Donington Park	Corporate 2		Olleco	
Tuesday	17-May	Table Tennis Room	12 (GC)		Knockhill	
Sunday	29-May	Donington Park	Corporate 3		British GT Championship	
Tuesday	07-Jun	Table Tennis Room	13 (F1)	14 (GC)	Oulton Park (NEW)	
Tuesday	28-Jun	Table Tennis Room	15 (F1)	16 (GC)	Long Beach	
Tuesday	02-Aug	Table Tennis Room	Corporate 4		Rolls-Royce Trent 7000 Engineering	
Tuesday	09-Aug	Table Tennis Room	17 (F1)	18 (GC)	Donington Park	
Sat/Sun	20/21Aug	Donington Park	Corporate 5		Convoy In The Park	
Monday	29-Aug	Donington Park	Corporate 6		Tunerfest	
Tuesday	13-Sep	Table Tennis Room	--	--	Nashville - Cancelled	
Tuesday	27-Sep	Table Tennis Room	19 (F1)	20 (GC)	Zandvoort	
Wednesday	28-Sep	Table Tennis Room	Corporate 7		ALTEN	
Tuesday	18-Oct	Table Tennis Room	21 (F1)	22 (GC)	Mallory Park	
Tuesday	08-Nov	Table Tennis Room	23 (F1)	24 (GC)	Dijon	
Tuesday	15-Nov	Table Tennis Room			AGM - HO & Carrera Digital	
Tuesday	29-Nov	Table Tennis Room	25 (F1)	26 (GC)	Knockhill	
Tuesday	13-Dec	Table Tennis Room	27 (F1)	28 (GC)	Oulton Park	








Derby HO Racing Club
Home of HO Le Mans





Derby HO Racing Club
Home of HO Le Mans



Day	Date	Location	Rounds*	Track	
Tuesday	18-Jan	Table Tennis Room	1 2 3	Sebring	
Tuesday	15-Feb	Table Tennis Room	4 5 6	Sebring	
Tuesday	22-Mar	Table Tennis Room	7 8 9	Sebring	
Tuesday	29-Mar	Table Tennis Room	Test Night	Sakhir	
Tuesday	12-Apr	Table Tennis Room	10 11 12	Sakhir	
Tuesday	31-May	Table Tennis Room	13 14 15	Sakhir	
Tuesday	21-Jun	Table Tennis Room	16 17 18	Sakhir	
Tuesday	26-Jul	Table Tennis Room	Test Night	Daytona Infield	
Tuesday	16-Aug	Table Tennis Room	19 20 21	Daytona Infield	
Tuesday	23-Aug	Table Tennis Room	22 23 24	Daytona Infield	
Tuesday	20-Sep	Table Tennis Room	-- -- --	Daytona Infield - Cancelled	
Tuesday	11-Oct	Table Tennis Room	Test Night	Fuji	
Tuesday	25-Oct	Table Tennis Room	25 26 27	Fuji	
Tuesday	15-Nov	Table Tennis Room		AGM - HO & Carrera Digital	
Tuesday	22-Nov	Table Tennis Room	28 29 30	Fuji	
Tuesday	06-Dec	Table Tennis Room	31 32 33	Fuji	

Key:

- 24 or less HO racers then double finals, 25 and above then single finals
- * Could be more than three Digital Rounds on a night, depending on attendance.

Note: 65% of HO Rounds count towards DHORC Championship which equals 18

Note: 65% of Digital Rounds count towards Carrera Championship which equals 21

Agenda

AGM'22 Agenda

Apologies

Agree 2021 Minutes

Choose 2023 Committee

Chairman's Report

Treasurer's Report

2023 Calendar - HO & Carrera

2023 Circuits - HO & Carrera

Topics for Discussion

HO

Carrera

Grid for Double Finals	PR	DTM Cars	NS
DHORCingham	NS	PSR Mabuchi Motor	PR
Higher % of races to count	AS	Body float, loose screws	PR
		Driver Ranking	AS
		Group Points	AS
		Fuji Lap Time Fuel Increase	AS
		Chassis weights	SG
		Changing Cars	SG
		Cars per year	AS
		Le Mans 100th Anniversary	NS
		Higher % of races to count	AS
		Tyres	AS
		Front Axle Assemblies	GP
		Spares	GP
		DiSCA Le Mans 1-2Apr23	
		Oxigen Carrera	NS

Winners 2022

F1 Qualifies on Yellow & Red, GC on Green & Blue Lanes up to Round 14

Day	Date	Rnd	Track	Final	Adults	Masters	Juniors	Wooden
Tue	11-Jan	1	Long Beach	F1	P Rees	P Rees	J Lawson	J Lamb
Tue	11-Jan	2	Long Beach	GC	L Pateman	N Sismey	J Lawson	L Blacker
Tue	01-Feb	3	Donington Park	F1	A Smith	A Smith	J Lawson	J Lamb (2)
Tue	01-Feb	4	Donington Park	GC	L Pateman	A Smith	L Bowles	R Masters
Tue	22-Feb	5	Nashville	F1	A Turnbull	N Sismey	L Bowles	A Thompson
Tue	22-Feb	6	Nashville	GC	A Smith	A Smith	L Bowles	A Thompson
Tue	15-Mar	7	Zandvoort	F1	S Goodlip	P Rees	L Bowles	A Thompson
Tue	15-Mar	8	Zandvoort	GC	A Smith	A Smith	L Bowles	A Thompson
Tue	05-Apr	9	Mallory Park	F1	S Goodlip	A Smith	L Bowles	S Kerr
Tue	26-Apr	10	Dijon Prenois	F1	S Goodlip	P Rees (3)	J Thompson	A Thompson
Tue	26-Apr	11	Dijon Prenois	GC	L Pateman	A Smith	H Smith	S Kerr (2)
Tue	17-May	12	Knockhill	GC	A Smith	A Smith	L Bowles	A Thompson
Tue	07-Jun	13	Oulton Park	F1	S Goodlip (4)	N Sismey	J Lawson	A Thompson
Tue	07-Jun	14	Oulton Park	GC	L Pateman	A Smith	H Smith (2)	A Thompson
Tue	28-Jun	15	Long Beach	F1	N Sismey	N Sismey (4)	L Bowles	A Thompson
Tue	28-Jun	16	Long Beach	GC	L Pateman	A Smith	L Bowles	A Thompson (10)
Tue	09-Aug	17	Donington Park	F1	A Smith	A Smith	J Woodhouse	A Woodhouse
Tue	09-Aug	18	Donington Park	GC	L Pateman	A Smith	L Bowles	A Woodhouse (2)
Tue	27-Sep	19	Zandvoort	F1	A Turnbull (2)	A Smith	E Doyle	L Blacker
Tue	27-Sep	20	Zandvoort	GC	A Smith	A Smith	J Lawson (5)	L Blacker (3)
Tue	18-Oct	21	Mallory Park	F1	A Smith	A Smith	L Bowles	D Hughes-Dowd
Tue	18-Oct	22	Mallory Park	GC	R Litherland	A Smith	L Bowles	D Hughes-Dowd (2)
Tue	08-Nov	23	Dijon Prenois	F1	A Smith (8)	A Smith	L Bowles	A Stevenson
Tue	08-Nov	24	Dijon Prenois	GC	L Pateman (7)	A Smith (17)	L Bowles (14)	A Stevenson (2)
Tue	29-Nov	25	Knockhill	F1				
Tue	29-Nov	26	Knockhill	GC				
Tue	13-Dec	27	Oulton Park	F1				
Tue	13-Dec	28	Oulton Park	GC				

Race Winners



Adults



Lee Pateman
Adults

Masters



Angus Smith
Masters

Juniors



Lewis Bowles
Juniors

Wooden



Alan Stevenson
Wooden

Continuous Club Night Attendance Records

Members below have built up ten or more continuous Club Night attendances, including DHORC 654:-

Nick Sismey	203 Club Nights	Phil Rees	41	Lewis Blacker	26
Stuart Gray	24	Angus Smith	22	Dan Turnbull	18
Chris Bowles	10	Lewis Bowles	10		

Record Continuous Club Night Attendance	Nick Sismey	203
Record Continuous Evening Attendance	Nick Sismey	185
Record Continuous Club Night Attendance from 1st Race	Martin Allsopp	131

2021 Minutes

The 2021 minutes were agreed by **Phil Rees** and seconded by **Dean Garbett**.

Note 1 – HO Le Mans and Rockingham weekends were cancelled since the 2021 AGM and will not be run again.

Note 2 – Carrera Digital initial Qualifying has changed to a one lap shoot out at the end of a new track's Test session and then is the best of Qualifying and the first Club Night's Fastest Lap. Then the best of the first and second Club Night Fastest Lap etc.

Note 3 – Carrera Digital Races – now up to four Groups, A, B, C and D and a minimum of three Club Nights per evening.

Note 4 – Carrera Digital Group Points – to be changed for 2023.

Note 5 – Carrera Digital Body Screws – whether they can be left loose being reviewed at AGM'22.

Committee 2023

It was agreed that the original Committee should continue en masse. Proposed by **Dave Edwards** and seconded by **John Yates**.

Steve White was also added to cover **Carrera Digital** with **Angus Smith** and **John Lamb** changing to Carrera Digital. Proposed by **Nick Sismey** seconded by **Phil Rees**.

Derby HO Racing Club		Committee...2023		Derby HO Racing Club	
dhorc				dhorc	
Home of HO Le Mans				Home of HO Le Mans	
				Carrera DIGITAL	
Chairman / Treasurer	Nick Sismey	M 07984 339 192		sismey80@hotmail.co.uk	
Vice Chairman	Phil Rees	M 07912 378 652		dhorcman.p.r@ntlworld.com	
Secretary	Laura Edwards	M 07501 217 254		laurabubbles07@hotmail.co.uk	
Spares	Geoff Peach	M 07443 585 902		geoff@geoffpeach.com	
Race Control/Scrutineer	John Lamb	M 07758 917 497		john.lamb22@ntlworld.com	
Race Control	Liam Smith	M 07477 698 158		liam-smith-93@hotmail.co.uk	
Race Control	Darryn Mutch	M 07954 741 677		darrynmutch@live.co.uk	
Scrutineer	Dean Garbett	M 07964 854 084		garbettd@sky.com	
Carrera Digital Scrutineer	Angus Smith	M 07591 813 431		angus@angussmith500.plus.com	
Carrera Digital	John Lamb	M 07758 917 497		john.lamb22@ntlworld.com	
Carrera Digital	Steve White	M 07859 999 480		wslotcarsteve@gmail.com	

Chairman's Report

A big thank you to all 46 Members for your incredible support in this our 31st year at DHORC. Our first full year after COVID has been amazing.

Introducing Carrera Digital to DHORC's portfolio has been a big plus with 10 new Members joining specifically for the larger scale racing. On top of this we have seen 12 new HO Members joining the fray. This success has meant we have effectively had to close both series to new Members, so the evenings don't run too late.



Derby HO Racing Club



Home of HO Le Mans *Sponsored by* HARDEN CREEK SLOTCARS

Official Clothing



Please contact Nick Sismey



As mentioned above, with the addition of Carrera Digital and successful changes to the way we run HO to make it more fun for all, **Phil Rees** and I decided, earlier this year, we no longer wanted to run Le Mans or Rockingham. The sheer effort to run these events now simply outweighs the reward we get from them. Le Mans has run for 27 years and Rockingham for 9 and both have given us some incredible memories. However now is the time to move on to something new. Check out DHORCingham later in these minutes.



We ran seven Corporate events in 2022 thanks to so many of you supporting these. Donington Park was again so good to us and continues to store our Gazebo and most of the equipment used to run our 8-lane track there. Five of our seven Corporate events were run there. By the end of the year we had replaced the funds we used to set up the Carrera Digital in 2021.



At the beginning of 2022 Rolls-Royce Leisure (RRL) changed its name to Derby Leisure & Events Venue. Taking advantage of this we changed how we pay for usage of the Table Tennis Room. Before everyone had to become a Member of RRL, now we pay a fixed rate for the room and



Slot Cars & Spares



Open Wheel (F1)



Chassis	£10.00	Bulkhead	£5.00
Car (+ £7.5 if Painted)	£15.00	Armature	£4.00
Resin Shell (+ £7.5 if Painted)	£6.00	Crown Gear	£2.00
Pickup Shoes (Pair)	£1.00	Rear Tyres (Pair)	£2.00
Pickup Springs	£0.25	Rear Axle	£3.00
Pinion Gear	£1.00	Guide Pins	£1.00
Front Tyres (Pair)	£1.50	Traction Magnets (Pair)	£2.00
Front Axle	£2.00	Brush Tubes (Pair)	£2.00
Brush Springs (Pair)	£1.00		
Brushes (Pair)	£1.00		
Motor Magnets (Pair)	£2.45		



Enclosed Wheel (GC)

#902 G3 or VSR Chassis	£30.00	(1st one £20)	
Wet Weather V-Jet	£31.50		
Painted Lexan Body	£7.50+		
#250B G3 Pickup Shoes (Pair)	£1.00	#925 G3 Endbell	£6.00
Pickup Springs	£0.25	Armature	£4.00
#417 7T Delrin Pinion Gear	£1.00	24T Delrin Crown Gear	£2.00
SGP Black Pinion	£0.30	Spacer washer	£0.25
#950 G3 Front Tyres (Pair)	£1.50	22T VSR Crown Gear	£2.00
Front Axle, Wheels and Tyres	£4.00	Rear Tyres (Pair)	£2.00
Rear Axle and Washer	£5.50	#941 Guide Pins	£1.00
Rear Double Flanged Hubs (Pair)	£3.50	Front Wheels (Pair)	£2.00
		VSR Pro Blank Chassis	£8.50
		Front Axle, Hubs & 'O' Rings	£3.00



Updated 30Sep18

we then set how much everyone pays to become a Member of DHORC. There could be a price increase for the room in 2023 however with the Corporate events supporting our funds we will keep Membership at the same rate next year.


Talking about DL&EV I recently became the Sections' (Band, Chess, Ladies Choir, Photographic Society, Rifle and Pistol, Rugby, Slot Car, Tennis) Representative at the DL&EV Executive Meetings, so will be able to keep up to date on any price increases.

Thanks again to all for your amazing support

Treasurer's Report


Further to the current DHORC account details presented on Tuesday night I don't intend to publish them here. However, thanks to this year's 46 Members' subs and the seven Corporate events, as discussed, our resources have returned to the levels prior to our Carrera Digital purchases in 2021.

2023 Calendar & Tracks - HO




Derby HO Racing Club
dhorc
Home of HO Le Mans

Calendar 2023

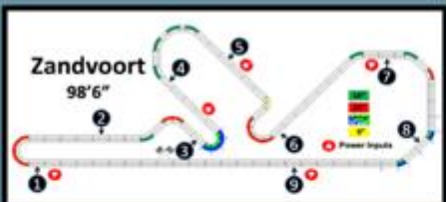


Derby HO Racing Club
dhorc
Home of HO Le Mans

Day	Date	Location	Round	Round	Track
Tuesday	10-Jan	Table Tennis Room	1 (F1)	2 (GC)	Miami (NEW)
Tuesday	31-Jan	Table Tennis Room	3 (F1)	4 (GC)	Interlagos
Tuesday	21-Feb	Table Tennis Room	5 (F1)	6 (GC)	Cadwell Park
Tuesday	14-Mar	Table Tennis Room	7 (F1)	8 (GC)	Monaco
Tuesday	04-Apr	Table Tennis Room	9 (F1)	10 (GC)	Long Beach
Tuesday	02-May	Table Tennis Room	11 (F1)	12 (GC)	Zandvoort
Tuesday	16-May	Table Tennis Room	13 (F1)	14 (GC)	Nashville
Tuesday	06-Jun	Table Tennis Room	15 (F1)	16 (GC)	Donington Park
Tuesday	27-Jun	Table Tennis Room	17 (F1)	18 (GC)	Miami
Tuesday	18-Jul	Table Tennis Room	19 (F1)	20 (GC)	Interlagos
Tuesday	08-Aug	Table Tennis Room	21 (F1)	22 (GC)	Cadwell Park
Tuesday	12-Sep	Table Tennis Room	23 (F1)	24 (GC)	Monaco
Tuesday	03-Oct	Table Tennis Room	25 (F1)	26 (GC)	Long Beach
Tuesday	24-Oct	Table Tennis Room	27 (F1)	28 (GC)	Zandvoort
Tuesday	14-Nov	Table Tennis Room	29 (F1)	30 (GC)	Nashville
Tuesday	28-Nov	Table Tennis Room	31 (F1)	32 (GC)	Donington Park




Miami
99'4"




Zandvoort
98'6"



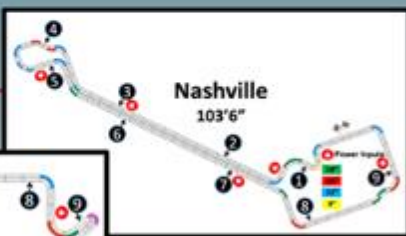
Cadwell Park
96'0"




Interlagos
114'




Donington Park
84'6"



Nashville
103'6"



Monaco
106'3"



Long Beach
79'4"

2023



Visit our
Facebook Page
or the back of
this magazine



Clear plastic bodies to suit a variety of HO
chassis. Many not found elsewhere



The eight HO tracks for 2023 include one new track (Miami), four of the new tracks in 2022 (Donington Park, Long Beach, Nashville and Zandvoort) together with three tracks used previously at DHORC (Cadwell Park ('92), Interlagos ('13) and Monaco ('19)). Again each will be double Finals unless we get 21 or more racers, then it will be single Finals. Revised down from 24 in 2022.

2023 Calendar & Tracks – Carrera Digital

We have five new Carrera Digital tracks for 2023, all running six Club Nights. Four tracks will be run over two evenings a piece with three Club Nights each evening. Le Mans, to celebrate its 100th Anniversary, will be run on a Saturday with three Club Nights in the morning and three in the afternoon. We will also run two tracks from 2022, Sakhir and Daytona Sports Car Course (with a repositioned start line), as voted on at the AGM, and each of those will have six Club Nights over two evenings.

Day	Date	Location	Rounds*	Track
Tuesday	03-Jan	Table Tennis Room	Test Night	Imola
Tuesday	17-Jan	Table Tennis Room	1 2 3	Imola (New)
Tuesday	07-Feb	Table Tennis Room	4 5 6	Imola
Tuesday	07-Mar	Table Tennis Room	7 8 9	Paul Ricard (New)
Tuesday	18-Apr	Table Tennis Room	10 11 12	Paul Ricard
Tuesday	09-May	Table Tennis Room	13 14 15	Road Atlanta (New)
Saturday	03-Jun	Table Tennis Room	16 17 18 19 20 21	Le Mans (New)
Tuesday	13-Jun	Table Tennis Room	22 23 24	Road Atlanta
Tuesday	04-Jul	Table Tennis Room	25 26 27	Brands Hatch (New)
Tuesday	01-Aug	Table Tennis Room	28 29 30	Brands Hatch
Tuesday	19-Sep	Table Tennis Room	31 32 33	Sakhir
Tuesday	10-Oct	Table Tennis Room	34 35 36	Sakhir
Tuesday	07-Nov	Table Tennis Room	37 38 39	Daytona Sports Car Course
Tuesday	12-Dec	Table Tennis Room	40 41 42	Daytona Sports Car Course



Topics for Discussion - HO

Grid for Double Finals – Phil Rees proposed we reduce the grid from a max of 24 to 20 racers for Double Finals in 2023 as we were rather pushed for time at the last Club Night – Agreed by majority, Angus abstained.

DHORCingham – Nick Sismey and Phil Rees proposed to include DHORCingham in the Championship sometime in 2023 once the track is ready. Built from the ashes of Rockingham and Le Mans the 107'11" eight lane routed oval will bring back oval racing to DHORC for the first time since 2020. The proposal includes running four Club Nights on one evening, using the normal Tyco F1s and Viper GCs plus the all new Bulldog chassis (replacement for the Tomy Turbo) made by former Member **Barry Johnson** at Slot Cars Direct and the V-Jet brass weighted chassis – Agreed by all with the proviso that the Bulldog and V-Jet are Club chassis (i.e. you can't bring your own) and that there is no practice prior to the evening with those chassis.



Higher % of Club Nights to count towards Championship – Angus Smith proposed that we should increase the % of Club Nights counting towards the Championships from 64% to 75% - Agreed by all.

Topics for Discussion – Carrera Digital

DTM Cars – Many Members have proposed that we allow the latest version of DTM cars in the 2023 Championship. They should have the same chassis design as the current GT cars. If you are not sure please ask **Phil Rees** or **Angus Smith** – Agreed by all.



Audi R8 LMS GT3 "Team Rosberg, No.51" DTM



Audi RS 5 DTM "M.Rockenfeller, No.99"



Audi RS 5 DTM "M.Rockenfeller, No.99"



BMW M4 DTM "T.Glock, No.16"




BMW M4 DTM "B.Spengler, No.7"



Mercedes AMG C 63 DTM "P.Wehrlein, No.94"

PSR Mabuchi Motor – further to a proposal by **Phil Rees** and testing work by **Lewis Blacker Nick Sismey** and **Angus Smith**, which has shown that the PSR Mabuchi Motor, supplied by Pendle Slot Racing, is equal to the Carrera motor on performance it was agreed by all that the Mabuchi Motor can be used in 2023 as a cheaper alternative.



Body Float, Loose Screws – As a carry-over from the 2021 AGM we again discussed whether we should allow loose body screws in our cars. It is a known means to improve the handling with 1/32nd cars. It was decided that this would not be allowed. In addition it was agreed that we should cover the screw holes underneath the chassis with black electrical tape to prevent them dropping out and getting wedged in the track, which we have seen before.

Driver Ranking – Angus Smith proposed we reduce Ranking from the previous 20 Club Nights to 9 Club Nights so that improved performances can be rewarded earlier. Below shows the difference between the two, with the change in position indicated to the left – Agreed by all.

Driver Ranking - 9				Driver Ranking - 20		
+/-	Pos	Competitor	Score	Pos	Competitor	Score
-	1	A Smith	2.296	1	A Smith	1.950
1	2	S Goodlip	3.111	2	D Garbett	3.750
1	3	S White	5.185	2	S Goodlip	3.750
2	4	D Garbett	5.481	4	S White	4.567
-	5	G Peach	7.630	5	G Peach	6.550
-	6	J Lamb	7.819	6	J Lamb	6.667
-	7	N Sismey	7.852	7	N Sismey	6.750
-	8	L Pateman	8.037	8	L Pateman	7.467
-	9	M Thorpe	8.296	9	M Thorpe	7.883
3	10	C Cooper	8.815	10	P Rees	8.250
1	11	P Rees	9.111	11	L Blacker	9.167
1	12	L Blacker	9.815	12	J Yates	10.111
1	13	J Yates	10.111	13	C Cooper	10.183
1	14	L Smith	11.852	14	D Edwards	11.383
1	14	R Hill	11.852	14	L Smith	11.383
2	16	D Edwards	12.704	16	R Hill	11.852
1	17	T Gray	13.593	17	R Booth	13.217
1	18	R Booth	13.704	18	T Gray	13.593
1	19	J Johnson	15.333	19	S Gray	15.233
3	20	D Kalyan	16.259	20	J Johnson	15.333
-	21	M Dutson	16.519	21	M Dutson	15.667
2	22	J Kalyan	16.556	22	L Edwards	15.700
1	23	L Edwards	16.815	23	D Kalyan	16.194
5	24	S Gray	17.444	24	J Kalyan	16.556
-	25	S Rankin	18.944	25	S Rankin	18.944

Group Points – **Angus Smith** proposed a change to the Group Points to below. Currently it is just a straight 6 – 5 – 4 – 3 – 2 – 1 whereas below rewards drivers who finish higher than their grid position. The most points awarded are to someone in 6th on the grid winning the Group i.e. 11 points (6 for the win and 5 for the five places gained) – Agreed by all

Group Points						
Group Pos	Placing & Points Awarded					
	1	2	3	4	5	6
A1	6	5	4	3	2	1
A2	7	5	4	3	2	1
A3	8	6	4	3	2	1
A4	9	7	5	3	2	1
A5	10	8	6	4	2	1
A6	11	9	7	5	3	1


Fuji Lap Time Fuel Increase – Having analysed the stats from the first Fuji Evening **Angus Smith** proposed that we change the sub 10 second lap, 30% fuel usage increase to sub 9.5 seconds and 25% fuel usage increase – Agreed by all, and that we need to analyse after each evening to optimise each track.

Chassis Weights – **Stuart Gray** proposed we should be able to fit weights to the cars' chassis to improve handling – Agreed by all to a maximum of 5 grammes and to be fitted by doubled sided tape only.

Changing Cars – **Stuart Gray** proposed that you can run a different car at every meeting next year, you don't have to stick to the same car for the same track – Agreed by all, but that Members should let Angus know ahead of the evening if they are changing cars from the previous evening.

Cars Per Year – **Angus Smith** proposed that everyone should use at least two different types of car each year. This was to counteract someone with a dominant car. This was agreed to be deferred a year to the 2023 AGM as many folk only have one car at present.

Le Mans 100th Anniversary – To celebrate Le Mans 100th anniversary in 2023 **Phil Rees** and **Nick Sismey** proposed adding an extra Saturday to the Championship and running a replica of the current Le Mans track. The idea is to run 6 x 15 minute races on the day, say 3 in the morning 3 in the afternoon. We will also invite Non-Members to race at a nominal fee of £10. They would run in a separate



Group so wouldn't affect our races. It was proposed to run it on the Saturday before the real Le Mans i.e. 3Jun23. We would need at least 18 racers to make it work – Agreed by all.

Reduce Pit Stops During Test Night – Simon Goodlip proposed we use the same pit stop schedule during a Test Night as we do for a Club Night or delete them altogether as not required. Note: Test Night races are 5 minutes compared to a Club Night's 15 minutes – Agreed by all.

Higher % of Club Nights to count towards Championship – Angus Smith proposed that we should increase the % of Club Nights counting towards the Championships from 64% to 75% - Agreed by all.

Front Tyres – Geoff Peach and Simon Goodlip proposed that front tyres should be open as they have little effect on a car's handling. It was agreed so long as they were not made of silicon, just rubber and that the tyres must touch the track.

Front Wheels – It was reiterated that they must be either standard Carrera or supplied by **Phil Rees**.

Front Axle - Standard Carrera.

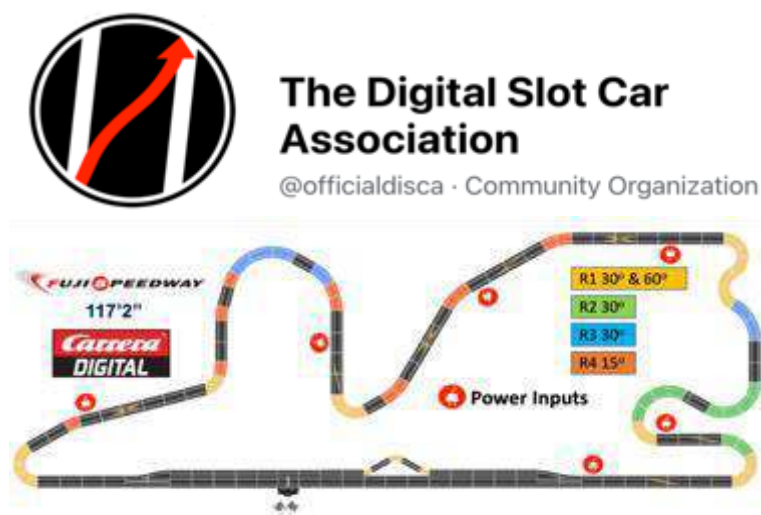
Rear Tyres – Standard Carrera or supplied through **Phil Rees**.

Rear Wheels – Standard Carrera or supplied through **Phil Rees**.

Guide Blade – Standard Carrera and not an aftermarket product. Original can be helped to stay in place with either a piece of rubber or a grub screw.

Driver Information During Club Night – It was reiterated that only Race Control can provide updates to drivers during a race i.e. no driver coaching re when to pit etc.

Oxigen Lane Changers on our Carrera Track – Phil Rees and Nick Sismey apologised in advance that they should have brought the decision to purchase Oxigen software powered Carrera Lane Changers to the AGM rather than going ahead with the purchase. However it was agreed by the majority to run a couple of Oxigen races on our tracks each year so long as we get our money back in the first year. The idea is to work with **Gary Skipp**, who runs the Oxigen Le Mans 24-Hour Race under the same rules, on behalf of The Digital Slot Car Association. More info to follow.



The meeting was brought to a close at 21:30 hours. Thanks again to all for attending on Tuesday night, see you at the next race meeting.

Laura Edwards
Secretary

Nick Sismey
Chairman

3. Le Mans'19 winners win KSR 24-hours

Le Mans'19 winners **Greg Burstein**, **Dan DeCosmo**, and **Ryan Archambault** shown below, (left to right), together with **Erik Eckhardt**, (second right), won the Katz Spa Ring 24-hours last weekend. They were joined by **Greg Davis**, (far right), in Team MARC. **Brad Bowman**, who built the track and runs it at his home in California, is in the centre. Brad also built our Le Mans and Rockingham tracks around 20 years ago.



Congratulations to these guys, they now hold both titles at the same time. DHORC overseas Member **Rob Hayes**, below left, together with **John Pileggi**, who made up the rest of that Le Mans '19 winning USA Team Gurney cheered them on from the East coast of the USA.



Former DHORC and Le Mans stalwart, **Cliff Roythorne**, above in red, also ran in the event.

4. DiSCA Le Mans 24-Hours returns in 2023.

After the success of their first running of the DiSCA Le Mans 24-Hour race in the DL&EV Sports Hall last year they are returning for their tenth anniversary race in 2023.



Race Report



Round 24

Dijon – GC

08th November 2022

Rounds 10&11

Dijon (France)

Rounds 23&24

Previous Results

				1st	2nd	3rd
Adults						
DHORC 619 F1	17-Aug	2021	98'6"	A Smith	D Garbett	P Rees
DHORC 620 GC	17-Aug	2021	98'6"	A Smith	L Pateman	R Litherland
DHORC 627 F1	09-Nov	2021	98'6"	A Smith	N Sismey	A Turnbull
DHORC 628 GC	09-Nov	2021	98'6"	A Smith	R Litherland	G Peach/A Turnbull
DHORC 640 F1	26-Apr	2022	98'6"	S Goodlip	P Rees	A Smith
DHORC 641 GC	26-Apr	2022	98'6"	L Pateman	A Smith	R Litherland
DHORC 653 F1	08-Nov	2022	98'6"	A Smith	C Bowles	S Goodlip
DHORC 654 GC	08-Nov	2022	98'6"	L Pateman	A Smith	S Goodlip
Juniors						
DHORC 619 F1	17-Aug	2021	98'6"	N/A	N/A	N/A
DHORC 620 GC	17-Aug	2021	98'6"	N/A	N/A	N/A
DHORC 627 F1	09-Nov	2021	98'6"	H Smith	J Lawson	
DHORC 628 GC	09-Nov	2021	98'6"	H Smith	J Lawson	
DHORC 640 F1	26-Apr	2022	98'6"	J Thompson	H Smith	T Kerr
DHORC 641 GC	26-Apr	2022	98'6"	H Smith	L Bowles	J Thompson
DHORC 653 F1	08-Nov	2022	98'6"	L Bowles	T Stevenson	J Thompson
DHORC 654 GC	08-Nov	2022	98'6"	L Bowles	JJ Hughes-Dowd	J Lawson

Circuit Records

Lap Length 98'6"

Qualifying

F1	A Smith	09Nov21
	54.4 Laps	
GC	A Smith	08Nov22
	72.7 Laps	

Fastest Laps

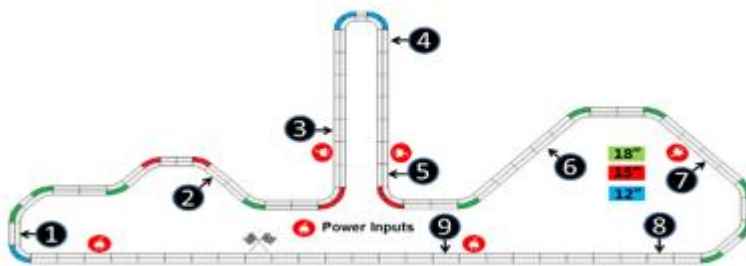
F1	A Smith	09Nov21
	5.71 secs	
GC	L Pateman	17Aug21
	4.25 secs	

Race Laps

F1	A Smith	09Nov21
	28.6 Laps	
GC	L Pateman	17Aug21
	38.1 Laps	

Final Points

6.5 Points	D Turnbull	08Nov22
-------------------	------------	---------



DHORC 653 & 654



Simon Goodlip at Parc Ferme and Dan Turnbull at Race Control



Lee Pateman had problems with his F1 but made up for it by winning GC

Lee keeps Championship hopes alive with 7th win

'A' Final – Lee Pateman continues to be one race win behind Championship leader, and Pole sitter for this race **Angus Smith**, this year after winning his 7th race of the season. With Angus winning the F1 round earlier in the evening he maintains his Championship lead although Lee reduced it by one point to 59 points at the end of the evening.

Lee's first win in six races, his last being on 9Aug22, couldn't have come at a better time. Angus broke his own Pole record, set in Nov'21, by 1.3 laps to leave it at 72.7 laps so had first lane choice for the Final. Lee however was in dominant form in the 'A' equalling Angus' best race laps, set in Qualifying, on the night and setting his record 279th fastest lap at DHORC. His margin of victory over Angus was 2.1 laps, keeping his Championship hopes alive. **Simon Goodlip** again took third for the second race running, but this time had to do it the hard way by winning the 'B' first. Third unfortunately wasn't good enough to keep him in the Championship hunt, leaving the two top guns to fight it out for their third or sixth wins!

Adam Turnbull returned to DHORC after missing the previous evening due to a rail strike and put his car third on the grid. He wasn't able to match the three ahead of him with 11 Championships between them but am sure he will soon add to his double Junior Championships. He finished fourth, 3.4 laps back.

Derby HO Racing Club
dhorc
 Home of HO Le Mans
 HARROLD GREEN

Round 24 - ADULTS
Dijon GC - France
 8th November 2022

2nd
Angus Smith

1st
Lee Pateman

3rd
Simon Goodlip



Simon helped others with car repairs. He would take two third places on the night

'B' Final – **Chris Bowles**, fresh from his 'B' Final win in F1, was keen to repeat the feat here. As well as dealing with Simon he also had **Geoff Peach** and winner of three Finals (E, D and C) **Dan Turnbull** to manage. Lapping slightly quicker than Simon, Chris was able to keep him in sight but never really challenge for the win. Geoff was lapping close to Simon's pace but also couldn't keep up with the latter, but he and Chris had a ding dong race for fifth overall, just 0.1 laps separating the two in Chris' favour! This meant Geoff finished in the 'B' on both Club Nights, not bad for our other septuagenarian!

Dan Turnbull recorded a staggering 261.1 laps in total at Dijon on Tuesday night, 167.7 of those coming in the GC Finals. He tore through the previous three Finals to not only take his first back to back Final win but also three consecutive wins. And that was on the back of a one minute Final shootout win in F1! What a night! He came to rest in 7th after starting the GC Finals in 14th. His 11.0 Final points on the night took him from 13th in the DHORC Final Challenge to 7th. Great job Dan.

'C' Final – **Dean Garbett** was favourite to get to the 'B' with a 20 Club Night Ranking score of 7.088 to Dan's 10.788, however the latter was on a run and his tyres were hot! Despite setting the slowest time in the 'C' Dan edged out Dean by 0.7 laps to take his third straight Final win. Incredibly, just like in the F1 'D' Final, **Lewis Blacker** matched another driver on laps score and again subsequently lost out! This time it was Dean, both on 28.6 laps, but Dean that little bit further around the tenth. **Liam Smith** tried as he might to join them but lost two laps to close out the top ten.

'D' Final – **Phil Rees** got closest to Dan out of the three Finals he won, just 0.4 laps separating the two and 0.09 seconds on their best laps. While Dan was on his way to the 'C' Phil held off a much improved **Russell Lawson** by a lap, who was pleased to revenge son **Jacob Lawson** beating him in F1 by outscoring him here by 2.2 laps.

'E' Final – **JJ Hughes-Dowd** in only his second Adult Club Night set of Finals did himself proud by winning the 'F' Final. He was then the closest to Dan before Mr Turnbull catapulted up the leader board, losing out by 1.7 laps despite a quicker lap time. **Nick Sismey**, still having car and controller problems, was another 0.6 laps in arrears with **Harry Smith** 1.2 laps behind him.

'F' Final – **Steve Smith** matched JJ laps score in the 'F' but lost out to an 'E' Final appearance by just a few feet. Interestingly these two also matched each other with their Qualifying scores, JJ taking the higher grid position thanks to better race laps than Steve. Son Harry's Qualifying score also matched Dan in the 'E' Final, but again lost out to Dan's better race laps. What a coincidence!

Stuart Gray was only 0.3 laps behind these two after a poor qualifying but made up for it recording by far the fastest lap in the Final. **Dan Hughes-Dowd** could only watch on as son JJ won the Final as he finished behind Stuart. The only way is up Dan!

'G' Final – Again **Andrew Thompson** overturned **Alan Stevenson's** better grid slot by taking the win by 3.6 laps giving Alan his second straight Wooden Spoon.

MASTERS REPORT

Angus unstoppable with win 17

Angus continues at the top taking his 17th win of the year from Geoff, Dean, Phil, Nick and Stuart.





Alan Stevenson (right) out qualified Andrew Thompson in both Club Nights but Andrew won both early Finals

JUNIOR REPORT

Lewis bags his 14th win of the year

'A' Final – Lewis Bowles celebrated his 14th win of the year by taking his fourth perfect 50 points haul in a row and breaking two circuit records. His 16th Pole added 4.1 laps to Harry Smith's record set in April and his laps score winning the 'A' added 2.6 laps to Harry's Nov'21 record. Not all was lost for Harry though as he set his 16th career fastest lap on the night, equalling Lewis' tally, as he took fourth overall.

In between these two we had JJ Hughes-Dowd, who matched his Final win in the Adults with another here, the 'B'. Just like in the Adults he took second in his next Final, this time rewarding him with second overall, two places better than his previous best. Just 1.2 laps down on friend Lewis I'm sure he will soon start to give him a run for his money. Jacob Lawson, from second on the grid, was the same score behind JJ and 2.2 ahead of Harry.



'B' Final – Jamie Thompson certainly didn't make JJ's route to the 'A' easy as he kept to within 0.4 laps of him at the flag, with a quicker lap time! There was no double miracle for Timmy Stevenson unfortunately however, after his incredible 'B' win in F1. This time he maintained his 6th placed grid spot, but it won't be long before he is moving up again I'm sure!



JJ Hughes-Dowd had a good night winning Finals in both Adult and Junior classes as well as making his first Junior Podium



Third in Juniors Jacob Lawson discussed his maths homework with second in Adults Angus Smith

Race Results



Who Came Where?

Who Scored What?



All ages at DHORC, (Top left to right), Timmy Stevenson, Lewis Bowles, JJ and Jamie Thompson. (Bottom) Adam Turnbull, Simon, Geoff Peach and Nick Sismey



DERBY HO RACING CLUB CHAMPIONSHIP RACE 654												DERBY HO RACING CLUB																							
Dijon GC - 08 November 22 - Round 24												Home of HO Le Mans																							
MASTER POINTS TABLE (NM = NON MEMBER)																																			
QUALIFYING												FASTEST LAPS												POINTS TOTAL											
POS	ADULT	LAPS	PTS	ADULT	PTS	POS	ADULT	TIME	MPH	POS	ADULT	LAPS	ADULT	PTS	POS	ADULT	PTS	POS	ADULT	PTS	POS	ADULT	PTS												
1	A Smith (M)	72.7	45	1	L Pateman	4.42	15.194	1	A Smith (M)	37.2	1	L Pateman	47	1	L Pateman	47	1	L Pateman	47	1	D Turnbull	6.5													
2	L Pateman	66.0	38	2	A Smith (M)	4.57	14.696	1	L Pateman	37.2	2	A Smith (M)	41	2	A Smith (M)	41	2	JJ Hughes-Dowd	3.5																
3	A Turnbull	62.7	34	3	S Goodlip	4.94	13.595	3	S Goodlip	33.2	3	S Goodlip	34	3	S Goodlip	34	3	S Goodlip	3.0																
4	G Peach (M)	61.4	31	4	C Bowles	4.95	13.567	4	C Bowles	32.5	4	A Turnbull	31	4	A Turnbull	31	4	L Pateman	2.0																
5	S Goodlip	61.2	29	5	G Peach (M)	5.04	13.325	5	G Peach (M)	32.4	5	C Bowles	29	5	A Smith (M)	1.5																			
6	C Bowles	58.3	28	6	A Turnbull	5.07	13.246	6	A Turnbull	32.0	6	G Peach (M)	28	6	C Bowles	1.5																			
7	L Blacker	56.8	27	7	L Smith	5.27	12.744	7	L Smith	30.8	7	D Turnbull	27	7	D Turnbull	1.5																			
8	L Smith	56.4	26	8	D Garbett (M)	5.29	12.695	8	D Turnbull	30.3	8	D Garbett (M)	26	8	D Garbett (M)	1.5																			
9	D Garbett (M)	56.2	25	9	L Blacker	5.31	12.648	9	P Rees (M)	29.9	9	L Blacker	25	9	P Rees (M)	1.5																			
10	P Rees (M)	55.3	24	10	D Turnbull	5.40	12.437	10	D Garbett (M)	29.4	10	L Smith	24	10	G Peach (M)	1.0																			
11	R Lawson	52.8	23	11	P Rees (M)	5.64	11.908	11	R Lawson	28.9	11	P Rees (M)	23	11	L Blacker	1.0																			
12	J Lawson	52.1	22	12	N Sismey (M)	5.65	11.887	12	L Blacker	28.7	12	R Lawson	22	12	R Lawson	1.0																			
13	N Sismey (M)	50.6	21	13	JJ Hughes-Dowd	5.67	11.845	13	J Lawson	26.7	13	J Lawson	21	13	N Sismey (M)	1.0																			
14	D Turnbull	50.5	20	14	R Lawson	5.83	11.520	14	JJ Hughes-Dowd	26.1	14	JJ Hughes-Dowd	20	14	JJ Hughes-Dowd	1.0																			
15	H Smith	50.5	19	15	H Smith	5.84	11.500	15	H Smith	25.6	15	N Sismey (M)	19	15	A Turnbull	0.5																			
16	JJ Hughes-Dowd	48.1	18	16	J Lawson	5.88	11.422	16	N Sismey (M)	25.5	16	H Smith	18	16	L Smith	0.5																			
17	S Smith	48.1	17	17	S Gray (M)	5.93	11.325	17	S Smith	25.5	17	S Smith	17	17	J Lawson	0.5																			
18	D Hughes-Dowd	44.8	16	18	A Thompson	6.00	11.193	18	S Gray (M)	25.2	18	S Gray (M)	16	18	H Smith	0.5																			
19	A Stevenson	40.6	15	19	S Smith	6.10	11.010	19	A Thompson	24.7	19	D Hughes-Dowd	15	19	D Hughes-Dowd	0.5																			
20	A Thompson	39.9	14	20	D Hughes-Dowd	6.23	10.780	20	D Hughes-Dowd	22.8	20	A Thompson	14	20	A Stevenson	0.0																			
21	S Gray (M)	33.3	13	21	A Stevenson	6.36	10.560	21	A Stevenson	21.1	21	A Stevenson	13	21	A Thompson	0.0																			
QUALIFYING												FASTEST LAPS												POINTS TOTAL											
POS	JUNIOR	LAPS	PTS	JUNIOR	PTS	POS	JUNIOR	TIME	MPH	POS	JUNIOR	LAPS	JUNIOR	PTS	POS	JUNIOR	PTS	POS	JUNIOR	PTS	POS	JUNIOR	PTS												
1	L Bowles	53.0	45	1	H Smith	5.74	11.700	1	L Bowles	27.7	1	L Bowles	50	1	L Bowles	50	1	JJ Hughes-Dowd	3.5																
2	J Lawson	52.1	38	2	L Bowles	5.75	11.680	2	JJ Hughes-Dowd	26.5	2	JJ Hughes-Dowd	38	2	JJ Hughes-Dowd	38	2	L Bowles	2.0																
3	H Smith	50.5	34	3	J Thompson	5.87	11.441	3	J Lawson	26.4	3	J Lawson	34	3	J Lawson	34	3	J Thompson	1.5																
4	JJ Hughes-Dowd	48.1	31	4	JJ Hughes-Dowd	5.90	11.383	4	H Smith	25.6	4	H Smith	31	4	H Smith	31	4	J Lawson	1.0																
5	J Thompson	40.6	29	5	J Lawson	6.19	10.850	5	J Thompson	24.2	5	J Thompson	29	5	J Thompson	29	5	T Stevenson	1.0																
6	T Stevenson	36.8	28	6	T Stevenson	7.40	9.076	6	T Stevenson	18.7	6	T Stevenson	28	6	T Stevenson	28	6	H Smith	0.5																



Adam returned after missing the previous evening due to the rail strikes, taking 4th.
Dan Hughes-Dowd, in this fourth Club Night finished 19th



CL		NAME		YELLOW		RED		FIN		FINAL 1		FINAL 2		FINAL 3		FINAL 4		BEST		TOTAL		
				LAPS	TIME	LAPS	TIME	QUAL	FIN	PTS	LAPS	TIME	LAPS	TIME	LAPS	TIME	LAPS	TIME	LAPS	TIME	LAPS	TIME
A	A	A	Smith (M)	37.2	4.57	35.5	4.76	72.7	A2	1.5	35.1	4.78							37.2	4.57	107.8	
A	L	Pateman		34.7	4.60	31.3	4.50	66.0	A1	2.0	37.2	4.42							37.2	4.42	103.2	
A	A	Turnbull		32.0	5.07	30.7	5.19	62.7	A4	0.5	29.1	5.32							32.0	5.07	91.8	
A	G	Peach (M)		30.5	5.23	30.9	5.31	61.4	B3	1.0	32.4	5.04							32.4	5.04	93.8	
A	S	Goodlip		29.4	5.16	31.8	4.94	61.2	A3	3.0	33.2	5.02	32.5	4.99					33.2	4.94	126.9	
A	C	Bowles		29.7	5.26	28.6	5.17	58.3	B2	1.5	32.5	4.95							32.5	4.95	90.8	
A	L	Blacker		28.7	5.60	28.1	5.33	56.8	C3	1.0	28.6	5.31							28.7	5.31	85.4	
A	L	Smith		25.6	5.51	30.8	5.27	56.4	C4	0.5	26.1	5.46							30.8	5.27	82.5	
A	D	Garbett (M)		29.4	5.40	26.8	5.95	56.2	C2	1.5	28.6	5.29							29.4	5.29	84.8	
A	P	Rees (M)		26.7	6.30	28.6	6.02	55.3	D2	1.5	29.9	5.64							29.9	5.64	85.2	
A	R	Lawson		26.1	6.08	26.7	6.05	52.8	D3	1.0	28.9	5.83							28.9	5.83	81.7	
A	J	Lawson		25.7	6.19	26.4	6.41	52.1	D4	0.5	26.7	5.88							26.7	5.88	26.7	
A	N	Sismey (M)		25.1	5.95	25.5	5.85	50.6	E3	1.0	25.5	5.65							25.5	5.65	76.1	
A	D	Turnbull		22.8	5.66	27.7	5.75	50.5	B4	6.5	27.8	5.81	30.3	5.55	29.3	5.56	29.80	5.40	30.3	5.40	167.7	
A	H	Smith		24.9	6.15	25.6	5.99	50.5	E4	0.5	24.3	5.84							25.6	5.84	24.3	
A	JJ	Hughes-Dowd		23.8	6.30	24.3	6.12	48.1	E2	3.5	25.5	6.06	26.1	5.67					26.1	5.67	51.6	
A	S	Smith		24.0	6.73	24.1	6.16	48.1	F2	1.5	25.5	6.10							25.5	6.10	73.6	
A	D	Hughes-Dowd		22.0	6.63	22.8	6.23	44.8	F4	0.5	20.3	6.77							22.8	6.23	65.1	
A	A	Stevenson		20.5	6.86	20.1	6.36	40.6	G2		21.1	6.63							21.1	6.36	61.7	
A	A	Thompson		22.6	6.15	17.3	6.00	39.9	G1		24.7	6.10							24.7	6.00	64.6	
A	S	Gray (M)		8.3	6.49	25.0	5.99	33.3	F3	1.0	25.2	5.93							25.2	5.93	58.5	
J	L	Bowles		25.5	6.35	27.5	5.89	53.0	A1	2.0	27.7	5.75							27.7	5.75	80.7	
J	J	Lawson		25.7	6.19	26.4	6.41	52.1	A3	1.0	25.3	6.21							26.4	6.19	77.4	
J	H	Smith		24.9	6.15	25.6	5.99	50.5	A4	0.5	23.1	5.74							25.6	5.74	73.6	
J	JJ	Hughes-Dowd		23.8	6.30	24.3	6.12	48.1	A2	3.5	24.6	6.13	26.5	5.90					26.5	5.90	99.2	
J	J	Thompson		21.4	6.55	19.2	6.43	40.6	B2	1.5	24.2	5.87							24.2	5.87	64.8	
J	T	Stevenson		18.1	7.94	18.7	7.40	36.8	B3	1.0	18.1	7.88							18.7	7.40	54.9	
TOTAL FEET																212,208.4		TOTAL LAPS		2,154.4		



Jacob Lawson, Steve Smith, Stuart Gray and Harry Smith Qualifying



It was a busy night at DHORC with a maximum 24 racers for Double Finals

Everyone's
Best Results
At This Circuit



What are my Best Scores?
Who Have I Beaten?

DIJON-PRENOIS

Y L SMITH	Y A TURNBULL	Y D TURNBULL	Y J THOMPSON
G D HUGHES-DOWD	G S GOODLIP	G L PATEMAN	G T STEVENSON
R L BLACKER	R G PEACH	R D GARRETT	R L BOWLES
B PREES	B N SISMEY	B A SMITH	B JJ HUGHES-DOWD
Y	Y	Y S SMITH	Y C BOWLES
G	G	G S GRAY	G R LAWSON
R	R	R H SMITH	R A THOMPSON
B	B	B J LAWSON	B A STEVENSON
F1		GC	
J LEWIS	LEWIS		
JAMIC	JJ		
TIMMY	JACOB		
A ANGUS			
CHRIS			
SIMON			

The full grid

Dijon Best Off Chart 1

Qualifying Combined					Final Points			
Pos	Adult	Laps	MPH	Date	Pos	Adult	Pts	Date
1	A Smith (M)	N/A	N/A	N/A	1	D Turnbull	6.5	08-Nov-22
1	A Thompson	N/A	N/A	N/A	2	J Lamb	5.5	09-Nov-21
1	A Turnbull	N/A	N/A	N/A	3	L Smith	5.0	17-Aug-21
1	C Bowles	N/A	N/A	N/A	4	C Bowles	4.5	26-Apr-22
1	C Cooper	N/A	N/A	N/A	5	A Turnbull	3.5	26-Apr-22
1	D Edwards	N/A	N/A	N/A	5	D Edwards	3.5	26-Apr-22
1	D Garbett (M)	N/A	N/A	N/A	5	L Blacker	3.5	26-Apr-22
1	D Turnbull	N/A	N/A	N/A	5	S Smith	3.5	26-Apr-22
1	G Peach (M)	N/A	N/A	N/A	5	H Smith	3.5	08-Nov-22
1	J Lamb	N/A	N/A	N/A	5	JJ Hughes-Dowd	3.5	08-Nov-22
1	L Blacker	N/A	N/A	N/A	11	N Sismey (M)	3.0	17-Aug-21
1	L Edwards	N/A	N/A	N/A	11	G Peach (M)	3.0	09-Nov-21
1	L Pateman	N/A	N/A	N/A	11	R Lawson	3.0	09-Nov-21
1	L Smith	N/A	N/A	N/A	11	A Smith (M)	3.0	26-Apr-22
1	M Dutson	N/A	N/A	N/A	11	R Litherland	3.0	26-Apr-22
1	N Sismey (M)	N/A	N/A	N/A	11	D Garbett (M)	3.0	08-Nov-22
1	P Rees (M)	N/A	N/A	N/A	11	S Goodlip	3.0	08-Nov-22
1	R Lawson	N/A	N/A	N/A	18	C Cooper	2.5	09-Nov-21
1	R Litherland	N/A	N/A	N/A	18	S Gray (M)	2.5	08-Nov-22
1	S Goodlip	N/A	N/A	N/A	20	L Pateman	2.0	26-Apr-22
1	S Gray (M)	N/A	N/A	N/A	21	P Rees (M)	1.5	17-Aug-21
1	S Kerr	N/A	N/A	N/A	21	M Dutson	1.5	26-Apr-22
1	S Smith	N/A	N/A	N/A	23	L Edwards	1.0	17-Aug-21
1	A Stevenson	N/A	N/A	N/A	23	D Hughes-Dowd	1.0	08-Nov-22
1	JJ Hughes-Dowd	N/A	N/A	N/A	25	J Lawson	0.5	08-Nov-22
1	J Lawson	N/A	N/A	N/A	26	A Thompson	0.0	26-Apr-22
1	H Smith	N/A	N/A	N/A	26	S Kerr	0.0	26-Apr-22
1	D Hughes-Dowd	N/A	N/A	N/A	26	A Stevenson	0.0	08-Nov-22
Pos	Junior	Laps	MPH	Date	Pos	Junior	Pts	Date
1	E Doyle	N/A	N/A	N/A	1	T Stevenson	3.5	08-Nov-22
1	H Smith	N/A	N/A	N/A	1	JJ Hughes-Dowd	3.5	08-Nov-22
1	J Lawson	N/A	N/A	N/A	3	T Kerr	3.0	26-Apr-22
1	J Thompson	N/A	N/A	N/A	4	E Doyle	2.5	26-Apr-22
1	L Bowles	N/A	N/A	N/A	5	H Smith	2.0	09-Nov-21
1	T Kerr	N/A	N/A	N/A	5	J Thompson	2.0	26-Apr-22
1	JJ Hughes-Dowd	N/A	N/A	N/A	5	L Bowles	2.0	08-Nov-22
1	T Stevenson	N/A	N/A	N/A	8	J Lawson	1.5	08-Nov-22



Lewis Blacker took ninth.

Dijon Best Off Chart 2 - F1

Qualifying					Fastest Laps					Race Laps				
Pos	Adult	Laps	MPH	Date	Pos	Adult	Time	MPH	Date	Pos	Adult	Laps	MPH	Date
1	A Smith (M)	54.4	10.148	09-Nov-21	1	A Smith (M)	5.71	11.762	09-Nov-21	1	A Smith (M)	28.6	10.671	09-Nov-21
2	P Rees (M)	51.5	9.607	26-Apr-22	2	D Garbett (M)	5.86	11.461	17-Aug-21	2	D Garbett (M)	26.8	9.999	17-Aug-21
3	S Goodlip	51.1	9.533	08-Nov-22	3	S Goodlip	5.94	11.306	08-Nov-22	2	C Bowles	26.8	9.999	08-Nov-22
4	D Garbett (M)	50.6	9.440	17-Aug-21	4	C Bowles	5.99	11.212	08-Nov-22	4	P Rees (M)	26.7	9.962	09-Nov-21
5	C Bowles	49.7	9.272	26-Apr-22	5	L Pateman	6.09	11.028	08-Nov-22	5	S Goodlip	26.5	9.887	26-Apr-22
6	N Sismey (M)	49.1	9.160	17-Aug-21	6	P Rees (M)	6.11	10.992	09-Nov-21	6	N Sismey (M)	25.3	9.440	17-Aug-21
7	L Pateman	48.8	9.104	17-Aug-21	7	A Turnbull	6.27	10.711	08-Nov-22	7	L Pateman	25.2	9.402	17-Aug-21
8	G Peach (M)	48.6	9.066	17-Aug-21	8	G Peach (M)	6.30	10.660	17-Aug-21	7	G Peach (M)	25.2	9.402	17-Aug-21
9	A Turnbull	46.1	8.600	09-Nov-21	9	N Sismey (M)	6.39	10.510	09-Nov-21	7	A Turnbull	25.2	9.402	09-Nov-21
10	S Gray (M)	45.4	8.470	09-Nov-21	10	D Edwards	6.41	10.477	26-Apr-22	10	D Edwards	24.4	9.104	26-Apr-22
11	D Edwards	41.5	7.742	26-Apr-22	11	L Blacker	6.50	10.332	08-Nov-22	11	R Litherland	24.0	8.955	26-Apr-22
12	D Turnbull	41.4	7.723	09-Nov-21	12	L Smith	6.72	9.994	17-Aug-21	12	C Cooper	23.6	8.805	09-Nov-21
13	R Litherland	40.9	7.630	09-Nov-21	13	S Gray (M)	6.90	9.733	09-Nov-21	12	L Blacker	23.6	8.805	08-Nov-22
14	L Blacker	40.2	7.499	08-Nov-22	14	J Lamb	6.92	9.705	17-Aug-21	14	S Gray (M)	23.4	8.731	09-Nov-21
15	L Edwards	39.6	7.388	26-Apr-22	15	D Turnbull	6.99	9.608	08-Nov-22	15	D Turnbull	23.0	8.581	08-Nov-22
16	R Lawson	38.8	7.238	09-Nov-21	16	H Smith	7.10	9.459	08-Nov-22	16	L Smith	22.4	8.358	08-Nov-22
17	L Smith	38.7	7.220	08-Nov-22	17	R Lawson	7.12	9.432	09-Nov-21	17	R Lawson	22.3	8.320	09-Nov-21
18	J Lamb	38.6	7.201	09-Nov-21	17	C Cooper	7.12	9.432	09-Nov-21	18	L Edwards	21.6	8.059	26-Apr-22
19	S Smith	36.4	6.791	09-Nov-21	19	JJ Hughes-Dowd	7.22	9.302	08-Nov-22	19	S Smith	21.1	7.873	09-Nov-21
20	A Stevenson	35.9	3.349	08-Nov-22	20	J Lawson	7.23	9.289	08-Nov-22	20	J Lamb	21.0	7.835	09-Nov-21
21	A Thompson	35.8	6.679	08-Nov-22	21	L Edwards	7.30	9.200	17-Aug-21	21	J Lawson	20.1	7.499	08-Nov-22
22	JJ Hughes-Dowd	35.5	3.311	08-Nov-22	22	R Litherland	7.31	9.187	17-Aug-21	22	A Thompson	19.8	7.388	08-Nov-22
23	J Lawson	35.3	3.293	08-Nov-22	23	S Smith	7.37	9.112	26-Apr-22	23	A Stevenson	19.3	7.201	08-Nov-22
24	C Cooper	32.9	6.138	09-Nov-21	24	D Hughes-Dowd	7.38	9.100	08-Nov-22	24	H Smith	19.1	7.126	08-Nov-22
25	H Smith	31.8	2.966	08-Nov-22	25	A Stevenson	7.92	8.480	08-Nov-22	25	JJ Hughes-Dowd	18.2	6.791	08-Nov-22
26	S Kerr	31.0	5.783	26-Apr-22	26	S Kerr	8.20	8.190	26-Apr-22	26	S Kerr	16.1	6.007	26-Apr-22
27	D Hughes-Dowd	29.1	2.714	08-Nov-22	27	A Thompson	8.40	7.995	26-Apr-22	27	D Hughes-Dowd	14.7	5.485	08-Nov-22
28	M Dutson	26.2	4.888	26-Apr-22	28	M Dutson	8.89	7.554	26-Apr-22	28	M Dutson	14.1	5.261	26-Apr-22

Pos	Junior	Laps	MPH	Date	Pos	Junior	Time	MPH	Date	Pos	Junior	Laps	MPH	Date
1	H Smith	40.7	7.593	09-Nov-21	1	H Smith	6.52	10.300	09-Nov-21	1	L Bowles	21.3	7.947	08-Nov-22
2	L Bowles	38.7	7.220	08-Nov-22	2	L Bowles	7.07	9.499	08-Nov-22	2	H Smith	20.5	7.649	09-Nov-21
3	JJ Hughes-Dowd	35.5	3.311	08-Nov-22	3	JJ Hughes-Dowd	7.22	9.302	08-Nov-22	3	J Thompson	20.4	7.611	08-Nov-22
4	J Thompson	35.4	6.604	08-Nov-22	4	J Lawson	7.23	9.289	08-Nov-22	4	J Lawson	20.1	7.499	08-Nov-22
5	J Lawson	35.3	6.585	08-Nov-22	5	J Thompson	7.35	9.137	08-Nov-22	5	JJ Hughes-Dowd	18.2	6.791	08-Nov-22
6	T Kerr	26.7	4.981	26-Apr-22	6	T Stevenson	8.52	7.883	08-Nov-22	5	T Stevenson	18.2	6.791	08-Nov-22
7	E Doyle	25.6	4.776	26-Apr-22	7	T Kerr	8.77	7.658	26-Apr-22	7	T Kerr	15.8	5.895	26-Apr-22
8	T Stevenson	25.5	2.379	08-Nov-22	8	E Doyle	9.91	6.777	26-Apr-22	8	E Doyle	13.1	4.888	26-Apr-22



Stuart and Jamie marshalling together



😊 "I set up your cars and you keep beating me!" say Geoff to Chris Bowles 😊

Dijon Best Off Chart 3 - GC

Qualifying					Fastest Laps					Race Laps				
Pos	Adult	Laps	MPH	Date	Pos	Adult	Time	MPH	Date	Pos	Adult	Laps	MPH	Date
1	A Smith (M)	72.7	13.562	08-Nov-22	1	L Pateman	4.25	15.802	17-Aug-21	1	L Pateman	38.1	14.215	17-Aug-21
2	L Pateman	70.6	13.171	17-Aug-21	2	A Smith (M)	4.27	15.728	17-Aug-21	2	A Smith (M)	37.7	14.066	09-Nov-21
3	A Turnbull	63.4	11.827	09-Nov-21	3	R Litherland	4.70	14.289	09-Nov-21	3	S Goodlip	33.2	12.387	26-Apr-22
4	S Goodlip	61.8	11.529	26-Apr-22	4	J Lamb	4.81	13.962	17-Aug-21	4	G Peach (M)	32.8	12.238	09-Nov-21
5	R Litherland	61.6	11.492	26-Apr-22	5	G Peach (M)	4.87	13.790	09-Nov-21	5	C Bowles	32.5	12.126	08-Nov-22
5	N Sismey (M)	61.6	11.492	26-Apr-22	6	S Goodlip	4.94	13.595	08-Nov-22	6	A Turnbull	32.2	12.014	09-Nov-21
7	G Peach (M)	61.4	11.454	08-Nov-22	7	C Bowles	4.95	13.567	08-Nov-22	7	R Litherland	32.1	11.977	26-Apr-22
8	C Bowles	58.3	10.876	08-Nov-22	8	D Garbett (M)	4.97	13.513	09-Nov-21	8	L Smith	31.9	11.902	17-Aug-21
9	L Smith	58.1	10.839	17-Aug-21	9	A Turnbull	5.07	13.246	08-Nov-22	9	J Lamb	31.2	11.641	09-Nov-21
10	D Garbett (M)	58.0	10.820	17-Aug-21	10	L Smith	5.09	13.194	17-Aug-21	10	D Garbett (M)	31.1	11.604	09-Nov-21
10	P Rees (M)	58.0	10.820	26-Apr-22	11	C Cooper	5.28	12.720	09-Nov-21	10	N Sismey (M)	31.1	11.604	26-Apr-22
12	L Blacker	56.8	10.596	08-Nov-22	11	N Sismey (M)	5.28	12.720	26-Apr-22	12	P Rees (M)	31.0	11.566	26-Apr-22
13	J Lamb	55.2	10.298	17-Aug-21	13	L Blacker	5.31	12.648	08-Nov-22	13	D Turnbull	30.8	11.492	08-Nov-22
14	D Edwards	55.1	10.279	17-Aug-21	14	P Rees (M)	5.36	12.530	26-Apr-22	14	C Cooper	29.9	11.156	09-Nov-21
15	C Cooper	54.3	10.130	09-Nov-21	15	D Turnbull	5.40	12.437	08-Nov-22	15	L Blacker	29.2	10.895	26-Apr-22
16	R Lawson	52.8	9.850	08-Nov-22	16	D Edwards	5.50	12.211	17-Aug-21	16	R Lawson	28.9	10.783	08-Nov-22
17	J Lawson	52.1	4.860	08-Nov-22	17	JJ Hughes-Dowd	5.67	11.845	08-Nov-22	17	D Edwards	28.0	10.447	17-Aug-21
18	D Turnbull	50.5	9.421	08-Nov-22	18	R Lawson	5.83	11.520	08-Nov-22	18	J Lawson	26.7	9.962	08-Nov-22
18	H Smith	50.5	4.710	08-Nov-22	19	H Smith	5.84	11.500	08-Nov-22	19	JJ Hughes-Dowd	26.1	9.738	08-Nov-22
20	S Smith	49.5	9.234	09-Nov-21	20	J Lawson	5.88	11.422	08-Nov-22	20	S Gray (M)	26.0	9.701	09-Nov-21
21	JJ Hughes-Dowd	48.1	4.487	08-Nov-22	21	S Gray (M)	5.93	11.325	08-Nov-22	21	S Smith	25.6	9.552	09-Nov-21
22	S Gray (M)	47.2	8.805	09-Nov-21	22	A Thompson	6.00	11.193	08-Nov-22	21	H Smith	25.6	9.552	08-Nov-22
23	L Edwards	45.2	8.432	17-Aug-21	23	S Smith	6.10	11.010	08-Nov-22	23	A Thompson	24.7	9.216	08-Nov-22
24	D Hughes-Dowd	44.8	4.179	08-Nov-22	24	L Edwards	6.15	10.920	17-Aug-21	24	L Edwards	24.3	9.066	17-Aug-21
25	A Thompson	42.4	7.910	26-Apr-22	25	D Hughes-Dowd	6.23	10.780	08-Nov-22	25	D Hughes-Dowd	22.8	8.507	08-Nov-22
26	A Stevenson	40.6	3.787	08-Nov-22	26	M Dutson	6.26	10.728	26-Apr-22	26	S Kerr	21.1	7.873	26-Apr-22
27	S Kerr	39.6	7.388	26-Apr-22	27	A Stevenson	6.36	10.560	08-Nov-22	26	A Stevenson	21.1	7.873	08-Nov-22
28	M Dutson	35.9	6.697	26-Apr-22	28	S Kerr	6.79	9.891	26-Apr-22	28	M Dutson	21.0	7.835	26-Apr-22
Pos	Junior	Laps	MPH	Date	Pos	Junior	Time	MPH	Date	Pos	Junior	Laps	MPH	Date
1	L Bowles	53.0	9.887	08-Nov-22	1	H Smith	5.51	12.189	09-Nov-21	1	L Bowles	27.7	10.335	08-Nov-22
2	J Lawson	52.1	9.719	08-Nov-22	2	L Bowles	5.75	11.680	08-Nov-22	2	JJ Hughes-Dowd	26.5	9.887	08-Nov-22
3	H Smith	50.5	9.421	08-Nov-22	3	J Thompson	5.87	11.441	08-Nov-22	3	J Lawson	26.4	9.850	08-Nov-22
4	JJ Hughes-Dowd	48.1	4.487	08-Nov-22	4	JJ Hughes-Dowd	5.90	11.383	08-Nov-22	4	H Smith	25.6	9.552	08-Nov-22
5	J Thompson	40.6	7.574	08-Nov-22	5	J Lawson	6.19	10.850	08-Nov-22	5	J Thompson	24.2	9.029	08-Nov-22
6	T Stevenson	36.8	3.433	08-Nov-22	6	E Doyle	6.65	10.099	26-Apr-22	6	E Doyle	20.1	7.499	26-Apr-22
7	E Doyle	35.1	6.548	26-Apr-22	7	T Stevenson	7.40	9.076	08-Nov-22	7	T Stevenson	18.7	6.977	08-Nov-22
8	T Kerr	27.3	5.093	26-Apr-22	8	T Kerr	7.75	8.666	26-Apr-22	8	T Kerr	17.1	6.380	26-Apr-22



I really do think Dean Garbett enjoys his slot car racing!



Roy Masters made an appearance for the second HO evening running, here with Stuart

Championship Tables



Those All Important
Points!




Junior 'A', (Left to right), Jacob (3rd), JJ (2nd), winner Lewis and Harry (4th) plus their cars





Fifth and sixth Qualifying rounds, (Above left to right) Dan, Lee, Dean and Angus
(Below) Liam, Dan, Lewis and Phil Rees



Pos	Competitor Name (Adult)	Wins	DHORC Final Challenge 2022																												Results	
			LB FT	LB GC	DN FT	DN GC	MAS FT	MAS GC	ZAN FT	ZAN GC	15-Mar	05-Apr	20-Apr	DJ FT	DJ GC	12-May	17-May	07-Jun	28-Jun	15-Jun	16-Jun	09-Aug	27-Sep	18-Oct	18-Oct	DJ FT	DJ GC	(28)	Turn-Up			
			1	2	3	4	5	6	7	8	9	10	11	12	13	14	15	16	17	18	19	20	21	22	23	24	Points	Rate				
1	P Rees	11	2.0	2.5	1.5	1.5	1.5	1.5	1.5	1.5	1.5	2.5	0.5	2.5	1.5	1.5	7.0	3.0	3.0	1.0	0.5	1.0	0.5	1.5	47.0	100.00%						
2	A Turnbull	9	1.5	3.5	0.5	2.0	4.5	1.0	1.0	3.5	1.5	3.0	5.5	1.0	1.0	1.0	1.5	2.0	1.5	2.0	1.5	DNS	DNS	1.5	0.5	40.5	91.67%					
3	C Bowles	10	DNS	DNS	1.0	2.5	1.5	3.0	3.0	2.5	1.0	0.5	4.5	1.5	DNS	DNS	3.0	2.5	1.5	1.5	0.5	1.0	1.5	2.5	3.5	1.5	40.0	83.33%				
4	L Blacker	9	3.5	1.5	1.5	1.0	0.5	1.5	3.0	1.0	0.5	3.0	2.5	1.0	2.5	3.0	2.5	0.0	0.0	0.0	0.0	0.0	1.0	1.5	1.0	39.0	100.00%					
5	A Smith	10	DNS	DNS	2.0	1.5	0.5	2.0	0.5	2.0	1.5	3.0	1.5	2.0	1.5	0.5	1.5	2.0	3.5	1.5	2.0	1.0	2.0	1.5	37.0	100.00%						
6	S Goodlip	11	1.5	1.0	3.0	0.5	DNS	DNS	2.0	3.0	6.0	2.0	0.5	0.5	2.0	1.0	3.5	1.0	DNS	DNS	DNS	DNS	1.0	3.5	1.0	3.0	36.0	75.00%				
7	D Turnbull	5	1.0	0.5	1.5	DNS	DNS	3.5	0.5	1.0	1.5	1.0	1.0	0.5	1.5	1.5	1.0	1.5	1.0	1.5	1.0	1.0	0.5	2.5	1.0	6.5	33.5	91.67%				
8	S Gray	5	1.5	2.5	1.5	2.5	0.5	1.0	0.5	1.0	2.5	1.0	0.5	2.5	1.5	1.5	1.5	1.0	1.5	1.0	1.5	1.0	0.5	2.5	1.0	31.5	100.00%					
8	D Garbett	6	3.0	1.0	5.0	1.0	3.0	0.5	0.5	0.5	0.5	1.0	1.0	0.5	1.0	0.5	1.5	0.5	0.5	0.5	0.5	1.5	3.5	1.5	3.0	31.5	91.67%					
10	N Slemey	3	2.5	0.5	1.5	1.0	1.5	1.5	1.5	0.5	1.5	1.5	1.0	1.0	1.0	2.0	2.5	0.5	1.0	1.5	1.5	0.5	1.5	1.0	1.0	29.5	100.00%					
11	G Peach	5	1.0	1.0	5.0	3.5	1.5	1.0	1.5	1.5	1.5	1.0	1.5	3.5	3.0	DNS	DNS	DNS	DNS	DNS	DNS	DNS	DNS	DNS	0.5	1.0	29.0	66.67%				
11	L Paterman	8	1.0	2.0	0.5	2.0	0.5	1.5	2.5	1.5	1.0	0.5	2.0	1.5	0.5	2.0	1.5	2.0	DNS	DNS	DNS	DNS	1.0	0.5	0.5	2.0	29.0	91.67%				
13	R Litherland	6	0.5	1.5	0.5	3.0	1.0	1.0	3.0	1.5	DNS	1.5	3.0	DNS	DNS	DNS	1.0	0.5	DNS	DNS	DNS	5.5	2.0	DNS	DNS	25.5	58.33%					
14	L Smith	6	DNS	DNS	DNS	DNS	DNS	3.0	2.5	3.5	DNS	2.5	1.5	1.5	DNS	DNS	DNS	DNS	DNS	DNS	2.5	2.5	DNS	DNS	1.0	0.5	21.0	55.56%				
15	S Smith	5	DNS	DNS	0.5	2.5	DNS	DNS	2.5	2.5	3.5	1.5	3.0	1.0	DNS	DNS	DNS	DNS	DNS	DNS	0.5	1.0	DNS	DNS	0.5	1.5	20.5	54.55%				
16	J Lamb	4	1.5	3.5	1.5	1.0	DNS	DNS	1.5	7.0	DNS	DNS	1.5	DNS	DNS	DNS	DNS	DNS	DNS	DNS	DNS	DNS	DNS	DNS	DNS	17.5	29.17%					
16	M Dutton	DNS	DNS	DNS	DNS	DNS	DNS	1.5	1.5	1.5	1.5	1.5	1.5	1.5	1.5	1.0	1.0	1.5	0.5	0.5	0.5	DNS	DNS	DNS	DNS	17.5	77.78%					
18	C Cooper	3	2.5	1.0	3.5	2.5	1.0	0.5	1.5	1.5	DNS	DNS	DNS	DNS	DNS	DNS	DNS	DNS	DNS	DNS	DNS	DNS	DNS	DNS	DNS	14.5	37.50%					
18	R Lawson	1	0.5	1.5	0.5	1.5	DNS	DNS	0.5	0.5	1.0	DNS	DNS	DNS	0.0	DNS	DNS	DNS	DNS	DNS	1.0	1.0	0.5	3.5	1.5	1.0	14.5	62.50%				
20	D Edwards	1	DNS	DNS	DNS	DNS	DNS	1.5	1.0	1.5	DNS	3.5	0.5	1.5	DNS	DNS	DNS	DNS	DNS	DNS	DNS	DNS	DNS	DNS	DNS	12.5	40.91%					
21	H Smith	3	DNS	DNS	DNS	DNS	DNS	DNS	DNS	DNS	DNS	DNS	DNS	DNS	DNS	DNS	DNS	DNS	DNS	DNS	DNS	DNS	DNS	DNS	DNS	9.5	66.67%					
22	L Edwards	1	DNS	DNS	1.0	1.5	DNS	DNS	1.5	0.5	DNS	0.5	1.0	2.5	DNS	DNS	DNS	DNS	DNS	DNS	3.0	2.5	DNS	DNS	3.5	0.5	8.5	31.82%				
23	J Lawson	1	DNS	DNS	DNS	DNS	DNS	DNS	DNS	DNS	DNS	DNS	DNS	DNS	DNS	DNS	DNS	DNS	DNS	DNS	DNS	DNS	DNS	DNS	DNS	7.0	100.00%					
24	JJ Hughes-Dowd	1	DNS	DNS	DNS	DNS	DNS	DNS	DNS	DNS	DNS	DNS	DNS	DNS	DNS	DNS	DNS	DNS	DNS	DNS	DNS	DNS	DNS	DNS	DNS	4.5	100.00%					
25	R Masters	DNS	DNS	DNS	DNS	DNS	DNS	DNS	DNS	DNS	DNS	DNS	DNS	DNS	DNS	DNS	DNS	DNS	DNS	DNS	DNS	DNS	DNS	DNS	DNS	2.5	9.09%					
26	D Hughes-Dowd	DNS	DNS	DNS	DNS	DNS	DNS	DNS	DNS	DNS	DNS	DNS	DNS	DNS	DNS	DNS	DNS	DNS	DNS	DNS	DNS	DNS	DNS	DNS	DNS	1.5	25.00%					
26	A Thompson	DNS	DNS	DNS	DNS	DNS	DNS	DNS	DNS	DNS	DNS	DNS	DNS	DNS	DNS	DNS	DNS	DNS	DNS	DNS	DNS	DNS	DNS	DNS	DNS	1.5	100.00%					
28	S Kerr	DNS	DNS	DNS	DNS	DNS	DNS	DNS	DNS	DNS	DNS	DNS	DNS	DNS	DNS	DNS	DNS	DNS	DNS	DNS	DNS	DNS	DNS	DNS	DNS	0.0	80.00%					
28	A Woodhouse	DNS	DNS	DNS	DNS	DNS	DNS	DNS	DNS	DNS	DNS	DNS	DNS	DNS	DNS	DNS	DNS	DNS	DNS	DNS	DNS	DNS	DNS	DNS	DNS	0.0	37.50%					
28	A Stevenson	DNS	DNS	DNS	DNS	DNS	DNS	DNS	DNS	DNS	DNS	DNS	DNS	DNS	DNS	DNS	DNS	DNS	DNS	DNS	DNS	DNS	DNS	DNS	DNS	0.0	25.00%					
28	J Woodhouse	1	DNS	DNS	DNS	DNS	DNS	DNS	DNS	DNS	DNS	DNS	DNS	DNS	DNS	DNS	DNS	DNS	DNS	DNS	DNS	DNS	DNS	DNS	DNS	0.0	100.00%					
Pos	(Junior)	Wins	631	632	633	634	635	636	637	638	639	640	641	642	643	644	645	646	647	648	648	649	650	651	652	653	654	Points	Rate			
1	L Bowles	12	DNS	DNS	1.5	2.0	2.0	2.0	2.0	0.5	1.5	2.0	DNS	DNS	2.0	2.0	1.5	2.0	1.5	2.0	1.0	1.5	2.0	2.0	2.0	2.0	2.0	35.5	90.91%			
2	J Lawson	6	2.0	2.0	2.0	1.5	DNS	DNS	1.0	1.5	1.5	DNS	DNS	2.0	1.5	DNS	DNS	DNS	DNS	DNS	0.5	2.0	1.5	2.0	1.5	1.0	25.0	62.50%				
3	J Thompson	3	DNS	DNS	DNS	1.5	1.5	1.0	1.5	2.0	1.0	3.0	0.5	1.5	1.5	DNS	DNS	DNS	DNS	DNS	DNS	DNS	DNS	0.5	1.0	1.5	22.5	80.00%				
4	E Doyle	3	DNS	DNS	DNS	DNS	DNS	DNS	DNS	1.5	1.5	2.5	1.5	1.5	3.0	1.0	1.0	DNS	DNS	DNS	2.0	0.5	3.0	1.5	DNS	DNS	20.5	75.00%				
5	H Smith	2	DNS	DNS	1.0	1.0	DNS	DNS	DNS	1.0	1.5	2.0	1.5	1.5	1.5	2.0	1.5	0.5	1.5	1.0	DNS	DNS	DNS	DNS	DNS	DNS	10.0	54.55%				
6	T Kerr	2	DNS	DNS	DNS	DNS	DNS	DNS	DNS	1.0	3.0	1.5	2.5	0.5	1.5	DNS	DNS	DNS	DNS	DNS	DNS	DNS	DNS	DNS	DNS	DNS	10.0	37.50%				
7	T Stevenson	1	DNS	DNS	DNS	DNS	DNS	DNS	DNS	DNS	DNS	DNS	DNS	DNS	DNS	DNS	DNS	DNS	DNS	DNS	DNS	DNS	DNS	DNS	DNS	1.0	3.5	6.0	100.00%			
8	JJ Hughes-Dowd	1	DNS	DNS	DNS	DNS	DNS	DNS	DNS	DNS	DNS	DNS	DNS	DNS	DNS	DNS	DNS	DNS	DNS	DNS	DNS	DNS	DNS	DNS	DNS	1.5	0.5	3.5	6.0	100.00%		
9	J Woodhouse	1	DNS	DNS	DNS	DNS	DNS	DNS	DNS	DNS	DNS	DNS	DNS	DNS	DNS	DNS	DNS	DNS	DNS	DNS	DNS	DNS	DNS	DNS	DNS	DNS	3.5	25.00%				
Turn Up Rates			100.00%	100.00%	100.00%	100.00%	100.00%	100.00%	100.00%	83.33%	83.33%	80.00%	83.33%	73.33%	73.33%	73.33%	53.33%	53.33%	48.48%	48.48%	48.48%	51.43%	51.43%	56.41%	56.41%	67.50%	67.50%	AVE	69.47%			



Porsche 917s to the fore in the Adult 'B' Final above and 'A' below



Members' Statistics

ADULT STATISTICS 1992-2022 - AFTER 654 CLUB NIGHTS

Sheet 1 of 5 (Note: Highlighted Names are Current 2022 Members, CS = Best Consecutive Results)

MEETINGS (Junior & Adult)			RACES (Junior & Adult)			DRIVER RANKING			FINALS WON		
ATTENDED			COMPLETED			ADULT			ADULT		
Pos	ADULT	No	Pos	ADULT	No	Pos	SCORE	Pos	ADULT	No	CS
1	P REES	639	1	P REES	3,726	1	* A SMITH	2.263	1	L PATEMAN	270 (5)
2	N SISMEY	601	2	N SISMEY	3,408	2	* J SISMEY	2.750	2	P REES	234 (3)
3	L PATEMAN	566	3	L PATEMAN	3,250	3	* W LANDER	2.838	3	N SISMEY	168 (2)
4	G PEACH	430	4	G PEACH	2,438	4	* L PATEMAN	3.088	4	S GOODLIP	164 (4)
5	P BARBER	363	5	P BARBER	2,102	5	* S GOODLIP	3.475	5	M CHADWICK	117 (3)
6	S GOODLIP	354	6	S GOODLIP	1,958	6	* M CHADWICK	3.813	6	J SISMEY	103 (4)
7	A McPEAKE	299	7	A BULLOCK	1,802	7	* J TAGUE	4.538	7	G PEACH	91 (2)
8	A BULLOCK	292	8	A McPEAKE	1,658	8	* T MEASHAM	5.113	8	L SMITH	87 (3)
9	M CHADWICK	287	9	R MASTERS	1,598	9	* J NEALE	5.200	9	D McPEAKE	77 (2)
10	R MASTERS	279	10	M CHADWICK	1,537	10	* A TURNBULL	5.325	10	A SMITH	68 (5)
11	N LAMBERT	269	11	C ROYTHORNE	1,513	11	* C BOWLES	5.713	11	A McPEAKE	66 (2)
12	C ROYTHORNE	249	12	N LAMBERT	1,479	12	* P REES	5.725	11	A BULLOCK	66 (2)
13	D McPEAKE	245	13	D McPEAKE	1,366	13	* N SISMEY	5.950	13	J TAGUE	64 (2)
14	R SEAMAN	235	14	R SEAMAN	1,313	14	* K LYE	6.063	14	N LAMBERT	61 (2)
15	J SISMEY (331)	211	15	J SISMEY (1,957)	1,303	15	* C ROYTHORNE	6.350	14	M ALLSOPP	61 (3)
16	L SMITH (264)	209	16	L SMITH (1,637)	1,285	16	* A McPEAKE	6.488	16	R SEAMAN	60 (2)
17	M ALLSOPP	203	17	M ALLSOPP	1,265	17	* R LITHERLAND	6.500	17	W LANDER	56 (2)
18	D TURNBULL	182	18	J LAMB	1,048	18	* R SEAMAN	6.550	18	C ROYTHORNE	55 (2)
19	J LAMB	179	19	D TURNBULL	1,017	19	* D GARBETT	7.088	19	R MASTERS	54 (2)
20	P LEVERS	166	20	S ANAND	976	20	* R BLAKE	7.125	20	S ANAND	53 (3)
21	J TAGUE	165	21	P LEVERS	957	21	* T CHADWICK	7.250	21	J LAMB	49 (3)
22	S ANAND	154	22	J LYMER	948	21	* S ANAND	7.250	22	P LEVERS	48 (2)
23	A SMITH	151	23	J TAGUE	858	23	* G PEACH	7.350	23	A HOLLIDAY	43 (3)
24	J LYMER	146	24	K ALCOCK	848	24	* A BULLOCK	7.438	24	I BRENTNALL	41 (3)
25	D EDWARDS	138	25	D EDWARDS	801	25	* M ALLSOPP	7.488	24	P BARBER	41 (2)
26	K ALCOCK	131	25	A SMITH	801	26	* L SMITH	8.113	26	J LYMER	38 (2)
27	A HOLLIDAY	121	27	G WESTON	682	27	* R CROSSLAND	8.175	27	G WESTON	33 (2)
28	L EDWARDS	116	28	A HOLLIDAY	673	28	* D McPEAKE	8.563	28	K ALCOCK	30 (3)
29	G WESTON	113	29	W LANDER	661	29	* D BRENTNALL	8.838	29	D EDWARDS	29 (2)
30	C HENRY	109	30	L EDWARDS	654	30	* K PAYNE	8.850	30	B JOHNSON	28 (3)
31	W LANDER	104	31	J HOLMES	639	31	* J ROYTHORNE	8.938	30	C BOWLES	28 (2)
32	D GARBETT	103	32	C HENRY	552	32	* J LEVERS	9.063	32	D GARBETT	27 (2)
33	C BOWLES (180)	102	33	C BOWLES (921)	519	33	* A DAVIES	9.138	33	R BLAKE	26 (2)
34	J HOLMES	98	34	S SMITH	517	34	* P LEVERS	9.188	33	D TURNBULL	26 (3)
34	S SMITH	98	35	I BRENTNALL	511	35	* J LYMER	9.288	35	D BRENTNALL	25 (5)
36	B JOHNSON	96	36	B JOHNSON	509	36	* S PANK	9.775	35	M ROGERS	25 (3)
37	I BRENTNALL	94	37	D GARBETT	499	37	* D PASSELL	9.850	35	J HOLMES	25
38	R LAWSON	92	38	R LAWSON	497	38	* J LAMB	10.063	38	J NEALE	24 (2)
39	T DINGLEY	87	39	R CROSSLAND	456	39	* T DINGLEY	10.125	39	J LEVERS	22 (3)
40	R CROSSLAND	81	40	T DINGLEY	455	40	* I BRENTNALL	10.325	39	R CROSSLAND	22 (2)
41	A STAMPER	76	41	J ROYTHORNE	432	41	* M KNIGHTON	10.363	39	A TURNBULL	22 (2)
42	S GRAY	73	42	R BLAKE	383	42	* G WESTON	10.375	42	S MINNIS	21 (3)
43	S PANK	69	43	A STAMPER	366	43	* D EDWARDS	10.438	42	S PANK	21 (2)
43	J ROYTHORNE	69	44	S PANK	364	44	* M ROGERS	10.463	42	T DINGLEY	21
45	S MINNIS	67	45	J LITHERLAND	357	45	* L BLACKER	10.700	42	L BLACKER	21
46	R BLAKE	62	46	S MINNIS	356	46	* D TURNBULL	10.788	46	J ROYTHORNE	20 (2)
47	J LITHERLAND	61	46	S GRAY	356	47	* S MINNIS	11.400	47	C HENRY	19
48	J NEALE	60	48	J LEVERS	322	48	* J HOLMES	12.350	48	A FEARN	18 (2)
48	A TURNBULL (213)	60	49	A FEARN (380)	319	49	* A HOLLIDAY	12.413	49	S LANDER	14 (2)
50	M ROGERS	57	50	J NEALE	318	50	* B JOHNSON	12.500	50	T CHADWICK	13 (2)

(Driver Ranking = Average Position in Qualifying, Final Position, Fastest Lap & Race Laps Over Last 20 club nights)

ADULT STATISTICS 1992-2022 - AFTER 654 CLUB NIGHTS

Sheet 2 of 5 (Note: Highlighted Names are Current 2022 Members, CS = Best Consecutive Results)

MEETINGS (Junior & Adult)		RACES (Junior & Adult)		DRIVER		FINALS						
ATTENDED		COMPLETED		RANKING		WON						
Pos	ADULT	No	Pos	ADULT	No	Pos	ADULT	No	CS			
51	J LEVERS	53	51	M ROGERS	308	51	* K ALCOCK	12.613	51	J HITCHCOCK	12	(2)
52	G SCHULE	52	52	A TURNBULL (1,196)	291	52	* R LAWSON	12.625	51	P FOXLEY	12	(2)
53	L BLACKER	51	53	M MARTINEZ	289	52	* A FEARN	12.625	53	T MEASHAM	11	
54	A FEARN	49	54	K LYE	263	54	M STURGESS	12.675	53	R LITHERLAND	11	(2)
54	M MARTINEZ	49	55	G SCHULE	258	55	* N LAMBERT	12.950	55	D WALKER	10	
56	D OLIVER	45	56	C BULLOCK (639)	248	56	* P FOXLEY	12.963	55	D PASSELL	10	(2)
57	D WALKER	42	57	L BLACKER	240	57	* S GRAY	13.075	55	L EDWARDS	10	
57	K LYE	42	58	D BRETNALL	225	58	* G SCHULE	13.238	55	S SMITH	10	
59	D BRETNALL	41	58	T CHADWICK (999)	225	59	* J TETLEY	13.313	59	S DUNN	9	(2)
60	M KNIGHTON	36	60	D OLIVER	216	60	* C HENRY	13.763	59	K LYE	9	
60	T CHADWICK (183)	36	61	D WALKER	212	61	* D GREEN	13.850	61	G LAMBERT	8	(4)
60	C BULLOCK (102)	36	62	A DAVIES	211	62	* S SMITH	14.113	61	J LITHERLAND	8	
63	S DUNN	35	63	T MEASHAM (759)	208	63	* A STAMPER	14.300	61	S GRAY	8	
64	D PASSELL	34	64	M KNIGHTON	206	64	* R MASTERS	14.325	64	R CHADWICK	7	(2)
64	A DAVIES	34	65	J CHELL	202	65	* M HOLLAND	14.375	64	A DAVIES	7	
66	T MEASHAM (126)	33	66	D PASSELL	191	66	* N CHATTLE	14.488	64	C COOPER	7	
67	G LAMBERT	32	67	S DUNN	183	67	* J LITHERLAND	14.550	64	R LAWSON	7	
67	P FOXLEY	32	68	P FOXLEY	172	68	* B BRUCE	14.563	68	M JUBB	6	
69	R LITHERLAND (183)	31	69	G LAMBERT	168	69	* L EDWARDS	14.800	68	A STAMPER	6	
69	A THOMPSON	31	70	M STURGESS	163	70	* C BULLOCK	15.138	68	C BULLOCK	6	
71	J CHELL	30	71	S SUMNER	157	71	* D OLIVER	15.688	68	K PAYNE	6	
72	M STURGESS	29	72	B BRUCE	148	72	* S DUNN	15.963	68	J TETLEY	6	(2)
73	R HITCHCOCK	27	73	A THOMPSON	147	73	* G LAMBERT	16.175	68	T BALDOCK	6	
73	R CHADWICK	27	74	R CHADWICK	146	74	* S SUMNER	16.425	74	C SCHOFIELD	5	(2)
75	S SUMNER	26	75	J TETLEY	143	75	* A THOMPSON	16.450	74	AJ McPEAKE	5	(2)
76	B BRUCE	25	76	K PAYNE	140	76	M MARTINEZ	16.763	74	I HOLLAND	5	
77	C STANNARD	24	77	R HITCHCOCK	138	77	* J CHELL	17.138	74	M TANSLEY	5	
78	I HOLLAND	23	78	M HOLLAND	129	78	* C STANNARD	17.325	74	D OLIVER	5	
78	J HITCHCOCK	23	79	J HITCHCOCK	127	79	* R HITCHCOCK	18.063	74	D GREEN	5	
78	C SCHOFIELD	23	80	C SCHOFIELD	124	80	* C SCHOFIELD	18.113	74	J CHELL	5	
78	D GREEN	23	81	I HOLLAND	120	81	* D WALKER	18.163	74	R JAMES	5	
78	M HOLLAND	23	81	D GREEN	120	82	* P BARBER	18.938	82	S REVITT	4	(2)
78	K PAYNE	23	83	N CHATTLE	119	83	* J HITCHCOCK	21.388	82	R HITCHCOCK	4	
84	J TETLEY	21	84	S LANDER	118	84	* R CHADWICK	22.013	82	M KNIGHTON	4	
85	N CHATTLE	20	84	C STANNARD	118	85	* I HOLLAND	22.288	82	M STURGESS	4	
86	M JUBB	19	86	T HAGUES	111	N/A	T BALDOCK	2.583	82	M BLOOD	4	
87	C CARRINGTON	18	87	R LITHERLAND (1,025)	108	N/A	S REVITT	3.792	87	S PATCHING	3	
87	T HAGUES	18	88	R JAMES	105	N/A	S LANDER	4.485	87	C NORRIS	3	
89	N MAFFIN	17	89	C CARRINGTON	100	N/A	AJ McPEAKE	6.659	87	J HENRY	3	
89	S LANDER	17	90	M JUBB	99	N/A	A HUGHES	6.792	87	C CARRINGTON	3	
89	P MELLOR	17	91	C BRADFORD	97	N/A	S WHITE	8.000	87	A HUGHES	3	
89	C BRADFORD	17	92	P MELLOR	93	N/A	C SLATER	9.250	87	M HOLLAND	3	
93	P COCKBILL	16	93	N MAFFIN	82	N/A	L BOWLES	10.125	87	C STANNARD	3	
94	R JAMES	15	94	P COCKBILL	81	N/A	S SIDDANS	10.417	87	H SMITH	3	
94	C COOPER	15	95	D LEVERTON	75	N/A	J KELLY	10.500	95	H VD HEUVEL	2	(2)
96	M TANSLEY	14	96	M TANSLEY	73	N/A	J HENRY	11.000	95	J KELLY	2	
96	M DUTSON	14	97	YAN SHEN	68	N/A	F HOLMES	11.194	95	C SLATER	2	(2)
98	J KELLY	13	98	J KELLY	67	N/A	J LAWSON	11.375	95	YAN SHEN	2	
98	D LEVERTON	13	99	S REVITT	63	N/A	M BLOOD	11.639	95	I HALL	2	
100	S REVITT	12	100	M WATTS (130)	61	N/A	C COOPER	11.700	95	S SUMNER	2	

ADULT STATISTICS 1992-2022 - AFTER 654 CLUB NIGHTS

Sheet 3 of 5 (Note: Highlighted Names are Current 2022 Members, CS = Best Consecutive Results)

MEETINGS (Junior & Adult)			RACES (Junior & Adult)			DRIVER RANKING			FINALS WON			
ATTENDED			COMPLETED			ADULT			ADULT			
Pos	ADULT	No	Pos	ADULT	No	Pos	ADULT	SCORE	Pos	ADULT	No	CS
100	P PURKIS	12	101	J McDONALD (98)	60	N/A	C ATKINSON	12.125	95	B BRUCE	2	
100	M WATTS (25)	12	102	M BLOOD	58	N/A	A WOODHOUSE	12.625	95	C BRADFORD	2	
100	T STACEY	12	102	W BLURTON	58	N/A	J MELLOR	12.650	95	M MARTINEZ	2	
104	AJ McPEAKE (76)	11	102	F HOLMES (827)	58	N/A	H SMITH	12.750	104	R GILLARD	1	
104	YAN SHEN	11	105	I HALL	57	N/A	A DOBBINS	12.925	104	D ROYTHORNE	1	
106	R GILLARD	10	105	T STACEY	57	N/A	P WRIGHT	13.250	104	P COCKBILL	1	
106	A DOBBINS	10	107	T CASH	54	N/A	T STACEY	13.271	104	J JOHNSON	1	
106	I HALL	10	107	C COOPER	54	N/A	P ZIMMERMAN	13.500	104	G SCHULE	1	
106	J McDONALD (16)	10	109	N WRIGHT	52	N/A	M TANSLEY	13.500	104	M WATTS	1	
110	N WRIGHT	9	110	AJ McPEAKE (376)	50	N/A	L COPLEY	13.500	104	B GEBAUERS	1	
110	M BLOOD	9	110	T BALDOCK	50	N/A	N WRIGHT	13.556	104	G CLARK	1	
110	T BALDOCK	9	112	R GILLARD	49	N/A	C WILKINSON	14.083	104	L COPLEY	1	
110	T CASH	9	112	A DOBBINS	49	N/A	C CARRINGTON	14.111	104	A DOBBINS	1	
110	F HOLMES (139)	9	112	D KENNING	49	N/A	K JEFFRIES	14.688	104	C WILKINSON	1	
115	C NORRIS	8	115	P PURKIS	47	N/A	Da BUCKLEY	14.844	104	R HILL	1	
115	Da BUCKLEY	8	116	A LEE	46	N/A	S ALLDREAD	14.917	104	N CHATTLE	1	
115	W BLURTON	8	116	Z MIDDLETON	46	N/A	B COOK	15.000	104	C ATKINSON	1	
115	D KENNING	8	116	M DUTSON	46	N/A	J FLETCHER	15.125	104	A THOMPSON	1	
119	S PATCHING	7	119	Da BUCKLEY	43	N/A	JJ HUGHES-DOWD	15.250	104	A LEE	1	
119	G CLARK	7	120	A HUGHES (414)	42	N/A	M DUTSON	15.411	104	D LLOYD	1	
119	J HENRY (134)	7	121	P WRIGHT	40	N/A	W BLURTON	15.438	104	Z MIDDLETON	1	
119	R HILL	7	122	G CLARK	39	N/A	R HEATON	15.500	104	T STACEY	1	
119	L ELMORE	7	123	S PATCHING	38	N/A	R GILLARD	15.575	104	F HOLMES	1	
124	D HARROP	6	123	C NORRIS	38	N/A	R JAMES	15.617	104	J McDONALD	1	
124	D HART	6	125	J HENRY (695)	37	N/A	G CLARK	15.750	104	J LAWSON	1	
124	P WRIGHT	6	126	C WILKINSON	35	N/A	L HENDERSON	15.750	104	JJ HUGHES-DOWD	1	
124	C WILKINSON	6	126	YUAN ZHI	35	N/A	A LEE	15.833				
124	A HUGHES (67)	6	126	L ELMORE	35	N/A	D LEVERTON	15.846				
124	Ch HOLLAND	6	129	D BUCKLEY	33	N/A	R SPENCER	15.850				
124	D BUCKLEY	6	130	R HILL	32	N/A	YUAN ZHI	15.875				
124	YUAN ZHI	6	131	D HART	30	N/A	R HILL	16.071				
124	A LEE	6	131	D HARROP	30	N/A	S KERR	16.083				
124	Z MIDDLETON	6	131	Ch HOLLAND	30	N/A	P COCKBILL	16.156				
124	S KERR	6	134	St BOWMAN	29	N/A	D LLOYD	16.167				
124	J LAWSON (71)	6	134	C BLURTON	29	N/A	S PATCHING	16.179				
136	R SPENCER	5	136	R SPENCER	28	N/A	Z MIDDLETON	16.250				
136	J MELLOR (87)	5	137	C ATKINSON	27	N/A	J McDONALD	16.375				
136	C BLURTON	5	138	K JEFFRIES	26	N/A	D KENNING	16.469				
139	B GEBAUERS	4	139	L COPLEY	25	N/A	M WATTS	16.625				
139	C ROBINSON	4	139	D LLOYD	25	N/A	C NORRIS	16.714				
139	S HENDRY	4	141	S SIDDOONS	23	N/A	T CASH	16.889				
139	C ATKINSON	4	142	S KERR	22	N/A	A STEVENSON	16.938				
139	K JEFFRIES	4	143	B GEBAUERS	21	N/A	G HADDON	17.000				
139	W PARKIN	4	144	C ROBINSON	20	N/A	D HUGHES-DOWD	17.438				
139	St BOWMAN	4	144	S HENDRY	20	N/A	D HARROP	17.500				
139	H SMITH (99)	4	146	W PARKIN	17	N/A	St BOWMAN	17.500				
139	A STEVENSON	4	147	J JOHNSON	16	N/A	YAN SHEN	17.636				
139	D HUGHES-DOWD	4	147	J MELLOR (497)	16	N/A	I HALL	17.650				
149	H VD HEUVEL	3	149	S ALLDREAD	15	N/A	L ZHOU	17.750				
149	J JOHNSON	3	149	S BENNETT	15	N/A	C ROBINSON	18.000				

ADULT STATISTICS 1992-2022 - AFTER 654 CLUB NIGHTS

Sheet 4 of 5 (Note: Highlighted Names are Current 2022 Members, CS = Best Consecutive Results)

MEETINGS (Junior & Adult)			RACES (Junior & Adult)			DRIVER RANKING			FINALS WON			
ATTENDED			COMPLETED			ADULT			ADULT			
Pos	ADULT	No	Pos	ADULT	No	Pos	ADULT	SCORE	Pos	ADULT	No	CS
149	S ALLDREAD	3	149	J LAWSON (357)	15	N/A	N MAFFIN	18.103				
149	L COPLEY	3	152	H VD HEUVEL	14	N/A	D HART	18.208				
149	S SIDDOONS	3	152	P ZIMMERMANN	14	N/A	T HAGUES	18.236				
149	D LLOYD	3	152	L HENDERSON	14	N/A	C BRADFORD	18.279				
149	S BENNETT	3	155	A STEVENSON	12	N/A	D BUCKLEY	18.333				
156	D ROYTHORNE	2	155	D HUGHES-DOWD	12	N/A	J ASHCROFT	18.375				
156	J ASHCROFT	2	157	D ROYTHORNE	11	N/A	B FAHRNER	18.750				
156	A CARTER	2	157	H SMITH (548)	11	N/A	Ch Holland	18.792				
156	B FAHRNER	2	159	J ASHCROFT	10	N/A	C BLURTON	18.800				
156	L ZHOU	2	159	A CARTER	10	N/A	B GEBAUERS	18.875				
156	B COOK	2	159	B FAHRNER	10	N/A	S HENDRY	19.188				
156	J FLETCHER	2	159	B COOK	10	N/A	D ROYTHORNE	19.375				
156	A WOODHOUSE	2	159	J FLETCHER	10	N/A	M JUBB	19.408				
156	L BOWLES	2	164	L ZHOU	9	N/A	S BENNETT	19.417				
156	JJ HUGHES-DOWD	2	165	C SLATER	7	N/A	J JOHNSON	19.500				
166	S WHITE	1	166	T MAKUNI	6	N/A	A HARTLEY	19.750				
166	P DUNNE	1	166	A WOODHOUSE	6	N/A	W PARKIN	19.813				
166	A HARTLEY	1	166	L BOWLES (279)	6	N/A	T MAKUNI	20.000				
166	C SLATER	1	169	S WHITE	5	N/A	P DUNNE	20.750				
166	P ZIMMERMANN	1	169	R HEATON	5	N/A	P MELLOR	20.882				
166	L HENDERSON	1	169	A HARTLEY	5	N/A	A CARTER	21.625				
166	G HADDON (26)	1	169	G HADDON (143)	5	N/A	L ELMORE	21.786				
166	T MAKUNI	1	173	P DUNNE	4	N/A	P PURKIS	22.667				
166	R HEATON	1	174	JJ HUGHES-DOWD (16)	3	N/A	H VD HEUVEL	22.917				

ADULT DHORC STATISTICS 1992-2022, AFTER 654 ROUNDS

Sheet 5 of 5 (Note: Highlighted Names are Current 2022 Members, CS = Best Consecutive Results)

POLES				IQR's				WINS				FASTEST LAPS				BEST RACE LAPS				CHAMPIONSHIPS	
Pos	ADULT	No	CS	Pos	ADULT	No	CS	Pos	ADULT	No	CS	Pos	ADULT	No	CS	Pos	ADULT	No	CS	YEAR	ADULT
1	L PATEMAN	121	(7)	1	L PATEMAN	485	(19)	1	L PATEMAN	115	(4)	1	L PATEMAN	279	(14)	1	L PATEMAN	182	(6)	1992	N SISMEY
2	M CHADWICK	101	(9)	2	N SISMEY	399	(5)	2	N SISMEY	85	(4)	2	S GOODLIP	54	(5)	2	N SISMEY	90	(5)	1993	J TAGUE
3	S GOODLIP	87	(7)	3	S GOODLIP	325	(5)	3	M CHADWICK	83	(7)	3	N SISMEY	50	(4)	3	M CHADWICK	66	(3)	1994	J TAGUE
4	N SISMEY	85	(3)	4	M CHADWICK	304	(10)	3	S GOODLIP	83	(5)	3	A SMITH	50	(6)	3	S GOODLIP	66	(3)	1995	J TAGUE (3)
5	J SISMEY	50	(4)	5	J SISMEY	210	(8)	5	J SISMEY	59	(3)	5	J TAGUE	48	(5)	5	A SMITH	55	(3)	1996	M CHADWICK
6	A SMITH	47	(4)	6	W LANDER	183	(16)	6	W LANDER	41	(9)	6	J SISMEY	38	(4)	6	J SISMEY	39	(3)	1997	M CHADWICK
7	W LANDER	42	(11)	7	A SMITH	144	(4)	6	A SMITH	41	(3)	7	W LANDER	28	(5)	7	W LANDER	37	(11)	1998	N SISMEY
8	J TAGUE	26	(4)	8	J TAGUE	126	(5)	8	J TAGUE	28	(4)	8	M CHADWICK	22	(2)	8	J TAGUE	28	(3)	1999	N SISMEY
9	P REES	15	(2)	9	P REES	103	(3)	8	P REES	28	(2)	9	A McPEAKE	13	(2)	9	P REES	23	(2)	2000	M CHADWICK
10	A McPEAKE	16		10	A McPEAKE	101	(4)	10	A McPEAKE	16	(2)	10	P REES	12	(3)	10	A McPEAKE	13		2001	M CHADWICK
11	J LYMER	14		11	J NEALE	45	(6)	11	J LYMER	13	(2)	11	J NEALE	8	(2)	11	L SMITH	10	(2)	2002	S GOODLIP
12	J NEALE	9	(3)	12	L SMITH	37	(3)	12	J NEALE	9	(2)	12	L SMITH	7		12	J NEALE	6		2003	L PATEMAN
13	L SMITH	6		13	J LYMER	36	(3)	13	S ANAND	5		13	C ROYTHORNE	6		12	M ALLSOPP	6		2004	L PATEMAN
14	T BALDOCK	5	(2)	14	D GARBETT	29	(3)	13	M ALLSOPP	5		14	T BALDOCK	4		12	D GARBETT	6		2005	M CHADWICK (5)
15	D GARBETT	5		15	S ANAND	25	(2)	13	T BALDOCK	5		14	T CHADWICK	4		15	J LYMER	5		2006	W LANDER
16	S ANAND	3		16	M ALLSOPP	21	(2)	16	C ROYTHORNE	4		14	A BULLOCK	4		16	T CHADWICK	4		2007	W LANDER
16	S REVITT	3	(2)	17	T BALDOCK	19	(8)	16	L SMITH	4	(2)	14	D GARBETT	4		16	T BALDOCK	4	(2)	2008	W LANDER (3)
16	P LEVERS	3		18	G PEACH	17	(3)	16	D GARBETT	4		18	D BRENTNALL	3		18	S ANAND	3		2009	J SISMEY
16	J LAMB	3		19	A TURNBULL	13	(2)	19	S LANDER	3		18	G PEACH	3		19	S REVITT	2	(2)	2010	L PATEMAN
20	S LANDER	2		20	C ROYTHORNE	12	(2)	19	G PEACH	3		18	J LYMER	3		19	D BRENTNALL	2		2011	L PATEMAN
20	D McPEAKE	2		20	S LANDER	12	(2)	19	A TURNBULL	3		18	J LAMB	3		19	D McPEAKE	2		2012	L PATEMAN (5)
20	A BULLOCK	2		22	D McPEAKE	11		22	S REVITT	2		18	C BOWLES	3	(2)	19	R BLAKE	2		2013	J SISMEY
20	C ROYTHORNE	2		23	S REVITT	10	(5)	22	AJ McPEAKE	2		23	S REVITT	2		19	K LYE	2		2014	J SISMEY (3)
20	G PEACH	2	(2)	23	T CHADWICK	10		22	R SEAMAN	2		23	A DAVIES	2	(2)	19	P LEVERS	2		2015	N SISMEY (4)
20	C BOWLES	2		23	A BULLOCK	10	(3)	22	D McPEAKE	2		23	A TURNBULL	2		19	J LAMB	2		2016	S GOODLIP
26	T MEASHAM	1		26	T MEASHAM	9		22	T CHADWICK	2		26	M ROGERS	1		19	C ROYTHORNE	2		2017	S GOODLIP
26	K LYE	1		26	P LEVERS	9		22	J LAMB	2		26	IBRENTNALL	1		19	G PEACH	2		2018	S GOODLIP (4)
26	A DAVIES	1		26	J LAMB	9	(3)	22	R LITHERLAND	2		26	AJ McPEAKE	1		19	A TURNBULL	2		2019	A SMITH
26	A TURNBULL	1		29	N LAMBERT	7		29	K LYE	1		26	D McPEAKE	1		29	M ROGERS	1		2020	N/A
				30	T DINGLEY	6		29	R HILL	1		26	B JOHNSON	1		29	S MINNIS	1		2021	A SMITH (2)
				31	AJ McPEAKE	5	(2)	29	R BLAKE	1		26	S LANDER	1		29	IBRENTNALL	1			
				31	R SEAMAN	5	(3)	29	P LEVERS	1		26	R SEAMAN	1		29	S PANK	1			
				31	J LEVERS	5		29	J ROYTHORNE	1		26	G WESTON	1		29	T DINGLEY	1			
				34	M ROGERS	4						26	T MEASHAM	1		29	S LANDER	1			
				34	S MINNIS	4						26	J LEVERS	1		29	G WESTON	1			
				34	K LYE	4						26	R BLAKE	1		29	J LEVERS	1			
				34	C BOWLES	4						26	S ANAND	1		29	R HILL	1			
				38	D BRENTNALL	3						26	P LEVERS	1		29	S SUMNER	1			
				38	R BLAKE	3						26	J ROYTHORNE	1		29	R CROSSLAND	1			
				38	R CROSSLAND	3						26	K ALCOCK	1		29	J ROYTHORNE	1			
				41	IBRENTNALL	2										41	C BOWLES	2			
				41	R MASTERS	2															
				43	P FOXLEY	1															
				43	S PANK	1															
				43	G WESTON	1															
				43	A FEARN	1															
				43	K PAYNE	1															
				43	J ROYTHORNE	1															
				43	K ALCOCK	1															
				43	A DAVIES	1															
				43	R LITHERLAND	1															
				43	J CHELL	1															

IQR Means Individual Qualifying Rounds I.E. Yellow, Green, Red and Blue Lane on a Normal Club Night

JUNIOR STATISTICS 1992-2022 - AFTER 654 CLUB NIGHTS

Sheet 1 of 4 (Note: Highlighted Names are Current 2022 Members, CS = Best Consecutive Results)

MEETINGS ATTENDED		RACES COMPLETED		DRIVER RANKING		FINALS WON						
Pos	JUNIOR	No	Pos	JUNIOR	No	Pos	JUNIOR	No	CS			
1	A TURNBULL	152	1	R LITHERLAND	917	1	* L SMITH	1.113	1	R LITHERLAND	61	(5)
1	R LITHERLAND	152	2	A TURNBULL	905	2	* A HUGHES	1.175	2	J HENRY	59	(3)
3	T CHADWICK	147	3	L TURNBULL	807	3	* AJ McPEAKE	1.275	3	A HALL	56	
4	L TURNBULL	133	4	T CHADWICK	774	4	* L BOWLES	1.375	3	A TURNBULL	56	(2)
5	F HOLMES	130	5	F HOLMES	769	5	J MELLOR	1.400	5	T CHADWICK	51	
6	G REYES-ENGLAND	128	6	G REYES-ENGLAND	766	6	* J HENRY	1.438	6	J SISMEY	47	
7	J HENRY	127	7	J HENRY	658	7	* A HALL	1.475	7	J MELLOR	36	
8	J SISMEY	120	8	J SISMEY	654	8	* R LITHERLAND	1.600	8	H SMITH	34	(2)
9	R REES	103	9	Z ROYTHORNE	602	9	* T MEASHAM	1.638	9	L SMITH	33	
10	Z ROYTHORNE	100	10	T MEASHAM	550	10	* A TURNBULL	1.663	10	P CONNALLY	32	(2)
11	P CONNALLY	95	11	L BROOKS	539	11	* T CHADWICK	1.825	11	M MINNIS	31	(2)
11	H SMITH	95	12	H SMITH	537	12	* J SISMEY	1.838	11	A HUGHES	31	
13	C BRENTNALL	94	13	B ROYTHORNE	504	13	* H SMITH	1.900	13	AJ McPEAKE	30	(2)
14	T MEASHAM	93	14	P CONNALLY	500	14	* M MINNIS	2.000	13	C BRENTNALL	30	(2)
15	B ROYTHORNE	84	15	A HALL	490	15	J PATEMAN	2.025	13	J PATEMAN	30	
16	L BROOKS	83	16	C BRENTNALL	486	16	* J LAWSON	2.038	13	G REYES-ENGLAND	30	
17	J MELLOR	82	17	J MELLOR	481	17	* P CONNALLY	2.175	17	C BOWLES	28	
18	A HALL	80	18	R REES	467	18	* C BRENTNALL	2.275	17	L TURNBULL	28	(2)
19	C BOWLES	78	19	J PATEMAN	428	19	* C BULLOCK	2.300	19	F HOLMES	26	
20	T PANK	74	20	C BOWLES	402	20	* C BOWLES	2.313	20	B ROYTHORNE	25	(2)
21	J PATEMAN	71	21	C BULLOCK	391	21	* K ASHWORTH	2.613	20	Z ROYTHORNE	25	(3)
22	M MINNIS	68	22	K LEVERS	381	22	* N GULL	2.763	20	L BOWLES	25	
23	C BULLOCK	66	23	T PANK	378	23	* T PANK	2.800	23	R REES	24	
23	K LEVERS	66	24	A HUGHES	372	24	* Z ROYTHORNE	3.038	24	J STEVENSON	23	
25	AJ McPEAKE	65	24	Ca HOLLAND	372	25	* K LEVERS	3.125	24	T MEASHAM	23	(3)
25	J LAWSON	65	26	J MARTINEZ	369	26	* K ALI	3.188	26	L BROOKS	21	(2)
27	A HUGHES	61	27	L SMITH	352	27	L TURNBULL	3.238	27	T PANK	20	
27	Ca HOLLAND	61	27	M LITHERLAND	352	28	* B ROYTHORNE	3.250	28	J LAWSON	18	(2)
29	J MARTINEZ	59	29	M MINNIS	343	29	* P WALKER	3.325	29	K LEVERS	15	
30	L BOWLES	56	30	J LAWSON	342	30	* J LISTER	3.700	30	D BARKER	14	
31	L SMITH	55	31	AJ McPEAKE	326	31	* T GREEN	3.725	30	M LITHERLAND	14	
32	J STEVENSON	54	32	B BROOKS	325	32	* P MARTIN	3.763	32	J MARTINEZ	13	
33	M LITHERLAND	53	33	D PAUL	308	32	* R COOK	3.763	33	C DAVENPORT	12	
34	D BARKER	51	34	L BOWLES	279	34	* C DAVENPORT	3.775	33	K ALI	12	
34	B BROOKS	51	35	L CHADWICK	277	35	* S SLATER	3.813	33	D PAUL	12	(2)
36	D PAUL	49	36	J STEVENSON	276	36	* K SCHOFIELD	3.888	36	M McNULTY	10	
37	S SCHULE	47	37	D BARKER	266	37	* K COOK	4.050	36	P MARTIN	10	
37	L CHADWICK	47	38	P MARTIN	263	38	* F HOLMES	4.250	36	S BOWMAN	10	
39	P WALKER	46	39	S BOWMAN	244	39	* G HADDON	4.500	39	G HADDON	9	
40	P MARTIN	45	40	P WALKER	236	40	* E HENRY	4.650	39	T GREEN	9	
41	J LISTER	41	41	S SCHULE	234	41	* G REYES-ENGLAND	4.738	39	N GULL	9	
41	S BOWMAN	41	41	J LISTER	234	42	A OXSPRING	4.750	39	M BRADLEY	9	
43	J HAGUES	38	43	J HAGUES	221	43	* R REES	4.800	43	K SCHOFIELD	8	
44	K ALI	30	44	R COOK	197	44	* M BRADLEY	4.900	43	L CHADWICK	8	
45	M McNULTY	29	45	M BRADLEY	194	45	* D BARKER	5.038	43	C BULLOCK	8	
45	J BULLOCK	29	46	D JACKSON	190	46	* J STEVENSON	5.125	43	B BROOKS	8	(2)
45	R COOK	29	47	I BRADLEY	189	47	* R HUGHES	5.275	43	Ca HOLLAND	8	
45	A OXSPRING	29	48	K ALI	185	48	* J ELMORE	5.600	43	H TAYLOR	8	
45	I BRADLEY	29	48	E JACKSON	185	48	* J MARTINEZ	5.600	49	R LEY	7	
45	M BRADLEY	29	50	N BRADFORD	172	50	* M SEO	5.675	49	A CHATTLE	7	

(Driver Ranking = Average Position in Qualifying, Final Position, Fastest Lap & Race Laps Over Last 20 club nights)

JUNIOR STATISTICS 1992-2022 - AFTER 654 CLUB NIGHTS

Sheet 2 of 4 (Note: Highlighted Names are Current 2022 Members, CS = Best Consecutive Results)

MEETINGS ATTENDED		RACES COMPLETED		DRIVER RANKING		FINALS WON					
Pos	JUNIOR	No	Pos	JUNIOR	No	Pos	JUNIOR	No	CS		
45	D JACKSON	29	51	A BRADFORD	169	51	* A CHATTLE	5.863	49	A BRADFORD	7
52	C DAVENPORT	28	52	M SEO	163	52	* L CHADWICK	6.025	52	S SLATER	6 (2)
52	E HENRY	28	52	K COOK	163	53	* J WATSON	6.063	52	P WALKER	6 (2)
52	E JACKSON	28	52	A OXSPRING	163	54	* M LITHERLAND	6.250	52	G CONNALLY	6
55	K SCHOFIELD	27	52	S ROYTHORNE	163	55	* M McNULTY	6.288	52	E HENRY	6
56	N GULL	26	56	N GULL	156	56	* J BULLOCK	6.300	52	R COOK	6
56	N BRADFORD	26	57	M McNULTY	154	57	* B BROOKS	6.488	52	E JACKSON	6
58	G HADDON	25	57	J PERRY	154	58	* D PAUL	6.550	52	D JACKSON	6 (2)
58	A BRADFORD	25	59	R HUGHES	151	59	* D JACKSON	7.088	52	T JAMES	6 (2)
58	S ROYTHORNE	25	60	J BULLOCK	150	60	* H TAYLOR	7.513	52	J HAGUES	6 (2)
61	K COOK	24	61	C DAVENPORT	149	61	* S SCHULE	7.825	61	L HAWLEY	5
61	J PERRY	24	62	K SCHOFIELD	144	62	* S BOWMAN	8.050	61	J BULLOCK	5
63	A CHATTLE	23	63	E HENRY	143	63	* E STOTT-ZAFIROPOULOS	8.063	61	A HARTLEY	5 (2)
63	L STOTT-ZAFIROPOULOS	23	64	G HADDON	138	64	* S MAFFIN	8.275	61	B CARRINGTON	5
63	J ELMORE	23	65	A CHATTLE	136	65	* L BROOKS	8.475	61	K ASHWORTH	5
66	J WATSON	22	66	L STOTT-ZAFIROPOULOS	135	66	* S MARTINEZ	8.600	61	M WARREN	5
66	R MAFFIN	22	67	H TAYLOR	134	67	* T SHARP	8.663	61	K COOK	5
66	T GREEN	22	68	K ASHWORTH	132	68	* L STOTT-ZAFIROPOULOS	8.900	61	N BRADFORD	5
66	R HUGHES	22	68	J ELMORE	132	69	* Ca HOLLAND	8.913	61	I PAUL	5 (2)
66	E STOTT-ZAFIROPOULOS	22	70	T JAMES	131	70	* R MAFFIN	8.988	70	A REES	4
71	K ASHWORTH	21	71	E STOTT-ZAFIROPOULOS	130	71	* N BRADFORD	9.550	70	J WATSON	4
71	H TAYLOR	21	72	B RILEY	124	72	* I BRADLEY	9.688	70	T SHARP	4
71	S MARTINEZ	21	73	T GREEN	119	73	* J HAGUES	9.800	70	M WATTS	4
74	S SLATER	20	74	S MARTINEZ	117	74	* S ROYTHORNE	10.000	70	J LISTER	4
74	T SHARP	20	75	J WATSON	113	75	* A BRADFORD	10.775	70	B JEFFRIES	4
74	S MAFFIN	20	76	R MAFFIN	109	76	T JAMES	10.863	70	E STOTT-ZAFIROPOULOS	4
74	T JAMES	20	77	S SLATER	108	77	* E JACKSON	12.500	70	L STOTT-ZAFIROPOULOS	4
78	B RILEY	19	77	B CARRINGTON	108	78	* J PERRY	13.813	70	J ELMORE	4
79	B CARRINGTON	18	79	T SHARP	103	N/A	J WOODHOUSE	2.000	70	S ROYTHORNE	4
80	R LEY	17	79	J GRATTON	103	N/A	L CAPEWELL	2.438	80	A PANK	3
80	G CONNALLY	17	81	S MAFFIN	99	N/A	S GILLARD	2.725	80	C CLARK	3
80	J GRATTON	17	82	M WARREN	98	N/A	M WARREN	2.817	80	R HUGHES	3
83	J THOMPSON	16	83	F McCANDLESS	96	N/A	J THOMPSON	2.953	80	J PERRY	3
84	A HARTLEY	15	84	R LEY	92	N/A	A WATHEY	3.545	80	J BLURTON	3
84	J MOSEDALE	15	85	G CONNALLY	91	N/A	K JACKSON	3.563	80	J THOMPSON	3
84	M WARREN	15	86	A HARTLEY	83	N/A	JJ HUGHES-DOWD	3.625	80	E DOYLE	3
87	C KAVANAGH	13	87	A WATHEY	72	N/A	T REES	3.667	87	C WOODCOCK	2
87	M WATTS	13	87	J MOSEDALE	72	N/A	S TAGUE	3.813	87	Mat McNULTY	2
89	J DOBBINS	12	87	B JEFFRIES	72	N/A	A FEARN	3.850	87	J MOSEDALE	2
89	F McCANDLESS	12	90	M WATTS	69	N/A	N ZIMMERMANN	3.969	87	D SPENCER	2
89	E DOYLE	12	91	I PAUL	68	N/A	R LEY	4.103	87	N ZIMMERMANN	2
92	A PANK	11	92	C KAVANAGH	65	N/A	E DOYLE	4.104	87	A OXSPRING	2
92	A WATHEY	11	93	D JEFFRIES	62	N/A	C CLARK	4.179	87	L BLAKE	2
92	N McDONALD	11	94	A FEARN	61	N/A	D SPENCER	4.375	87	D JEFFRIES	2 (2)
95	S GILLARD	10	94	I MATTHEWS	61	N/A	N BLACK	4.375	87	J GRATTON	2
95	A FEARN	10	96	J DOBBINS	60	N/A	M BUCKLEY	4.417	87	F McCANDLESS	2
95	I MATTHEWS	10	97	A PANK	58	N/A	M WESTON	4.438	87	I BRADLEY	2
98	L HAWLEY	9	98	N McDONALD	57	N/A	T KERR	4.458	87	E PAUL	2 (2)
98	D NEALE	9	99	J BLURTON	56	N/A	L BLAKE	4.500	87	B RILEY	2
98	C WOODCOCK	9	100	Ca BLURTON	55	N/A	M YEOMANS	4.563	87	J McDONALD	2

JUNIOR STATISTICS 1992-2022 - AFTER 654 CLUB NIGHTS

Sheet 3 of 4 (Note: Highlighted Names are Current 2022 Members, CS = Best Consecutive Results)

MEETINGS ATTENDED		RACES COMPLETED		DRIVER RANKING		FINALS WON						
Pos	JUNIOR	No	Pos	JUNIOR	No	Pos	JUNIOR	SCORE	Pos	JUNIOR	No	CS
98	Mat McNULTY	9	101	E PAUL	54	N/A	I MATTHEWS	5.075	87	T KERR		2
98	B JEFFRIES	9	101	J THOMPSON	54	N/A	J DOBBINS	5.083	102	S GILLARD		1
98	D JEFFRIES	9	103	N ZIMMERMANN	51	N/A	N McDONALD	5.114	102	C KAVANAGH		1
98	I PAUL	9	104	S GILLARD	50	N/A	A HARTLEY	5.212	102	D NEALE		1
98	E PAUL	9	104	L HAWLEY	50	N/A	B REES	5.350	102	A MILNER		1
106	M SEO	8	106	S LIVESEY	49	N/A	J MOSEDALE	5.462	102	T REES		1
106	TI REES	8	107	C BARTLETT	48	N/A	T STEVENSON	5.625	102	R MAFFIN		1
106	C BARTLETT	8	108	Mat McNULTY	47	N/A	M WILLIS	5.750	102	T ALLDREAD		1
106	Ca BLURTON	8	109	C WOODCOCK	46	N/A	B CARRINGTON	5.847	102	M HART		1
106	J BLURTON	8	110	D NEALE	44	N/A	J McDONALD	6.458	102	S MAFFIN		1
111	A MILNER	7	111	E DOYLE	43	N/A	B JEFFRIES	6.472	102	D GEBAUERS		1
111	A REES	7	112	C CLARK	41	N/A	L BELL	6.550	102	L BELL		1
111	C CLARK	7	113	TI REES	40	N/A	D GEBAUERS	6.750	102	M SEO		1
111	N ZIMMERMANN	7	114	A REES	38	N/A	D NEALE	7.083	102	A FEARN		1
111	M BUCKLEY	7	114	J McDONALD	38	N/A	L HAWLEY	7.083	102	I MATTHEWS		1
116	M HART	6	116	A MILNER	36	N/A	D JEFFRIES	7.111	102	M WILLIS		1
116	S LIVESEY	6	117	B REES	35	N/A	Mat McNULTY	7.167	102	B REES		1
116	SM BLURTON	6	118	M BUCKLEY	33	N/A	C BARTLETT	7.344	102	S TAGUE		1
116	J McDONALD	6	119	M HART	31	N/A	J GRATTON	7.426	102	L CAPEWELL		1
116	T KERR	6	119	A PARKIN	31	N/A	M WATTS	7.519	102	M BUCKLEY		1
121	L BELL	5	119	SM BLURTON	31	N/A	C WOODCOCK	8.056	102	S LIVESEY		1
121	B REES	5	122	L PARKIN	30	N/A	R FREEMAN	8.417	102	L PARKIN		1
121	L BLAKE	5	123	K JACKSON	29	N/A	H MOHAMMED	8.500	102	A PARKIN		1
121	A PARKIN	5	123	M WESTON	29	N/A	G CONNALLY	8.588	102	R FREEMAN		1
121	L PARKIN	5	123	R FREEMAN	29	N/A	B RILEY	8.697	102	S MARTINEZ		1
126	D SPENCER	4	126	L BELL	26	N/A	A STOTT	8.750	102	J WOODHOUSE		1
126	M YEOMANS	4	126	M YEOMANS	26	N/A	A MILNER	8.786	102	E DOYLE		1
126	M WILLIS	4	128	S TAGUE	24	N/A	M HART	9.417	102	T STEVENSON		1
126	S TAGUE	4	128	T KERR	24	N/A	Ca BLURTON	9.594	102	JJ HUGHES-DOWD		1
126	K JACKSON	4	130	D SPENCER	23	N/A	J BLURTON	9.781				
126	L CAPEWELL	4	131	M WILLIS	20	N/A	A PANK	10.114				
126	M WESTON	4	131	L CAPEWELL	20	N/A	T ALLDREAD	10.167				
126	T STEVENSON	4	133	T REES	16	N/A	E GIBBS	10.417				
126	JJ HUGHES-DOWD	4	133	T ALLDREAD	16	N/A	F McCANDLESS	10.558				
135	T REES	3	133	D GEBAUERS	16	N/A	C KAVANAGH	10.692				
135	D ALLDREAD	3	136	D ALLDREAD	15	N/A	TI REES	10.719				
135	T ALLDREAD	3	136	E GIBBS	15	N/A	D ALLDREAD	10.750				
135	D GEBAUERS	3	138	H MOHAMMED	14	N/A	A REES	10.786				
135	E GIBBS	3	139	L BLAKE	13	N/A	SM BLURTON	10.833				
135	R FREEMAN	3	139	T STEVENSON	13	N/A	A PARKIN	11.300				
141	N BLACK	2	139	JJ HUGHES-DOWD	13	N/A	E PAUL	11.806				
141	J WOODHOUSE	2	142	N BLACK	10	N/A	L PARKIN	12.900				
143	H MOHAMMED	1	143	J WOODHOUSE	6	N/A	S LIVESEY	13.083				
143	A STOTT	1	144	A STOTT	5	N/A	I PAUL	13.667				

JUNIOR DHORC STATISTICS 1992-2022, AFTER 654 ROUNDS

Sheet 4 of 4 (Note: Highlighted Names are Current 2022 Members, CS = Best Consecutive Results)

POLES				IQR's				WINS				FASTEST LAPS				BEST RACE LAPS				CHAMPIONSHIPS	
Pos	JUNIOR	No	CS	Pos	JUNIOR	No	CS	Pos	JUNIOR	No	CS	Pos	JUNIOR	No	CS	Pos	JUNIOR	No	CS	YEAR	JUNIOR
1	R LITHERLAND	61	(6)	1	J SISMEY	215	(14)	1	A HALL	49	(13)	1	J SISMEY	59	(11)	1	R LITHERLAND	63	(7)	1992	S SLATER
2	J SISMEY	56	(11)	2	R LITHERLAND	201	(12)	2	R LITHERLAND	46	(5)	2	R LITHERLAND	58	(7)	2	T CHADWICK	51	(7)	1993	M MINNIS
3	J MELLOR	46	(10)	3	A TURNBULL	194	(16)	3	J SISMEY	45	(6)	3	A HALL	45	(15)	3	A HALL	50	(16)	1994	M MINNIS (2)
4	A TURNBULL	44	(5)	4	J MELLOR	193	(15)	3	A TURNBULL	45	(5)	4	T CHADWICK	43	(6)	4	J SISMEY	45	(11)	1995	AJ McPEAKE
5	A HALL	42	(11)	5	A HALL	177	(22)	5	T CHADWICK	44	(5)	5	A HUGHES	35	(12)	5	AJ McPEAKE	33	(8)	1996	AJ McPEAKE (2)
6	AJ McPEAKE	34	(12)	6	T CHADWICK	165	(13)	6	J MELLOR	35	(3)	6	AJ McPEAKE	33	(7)	5	L SMITH	33	(20)	1997	C BRENTNALL
7	T CHADWICK	33	(4)	7	L SMITH	135	(29)	7	L SMITH	33	(9)	6	L SMITH	33	(18)	5	J MELLOR	33	(6)	1998	T PANK
7	L SMITH	33	(18)	8	M MINNIS	128	(10)	8	M MINNIS	31	(9)	8	M MINNIS	30	(6)	8	A HUGHES	32	(11)	1999	C BOWLES
9	J HENRY	31	(6)	9	AJ McPEAKE	123	(8)	9	AJ McPEAKE	29	(6)	9	J PATEMAN	29	(5)	9	J PATEMAN	31	(6)	2000	J HENRY
10	M MINNIS	30	(6)	10	A HUGHES	112	(24)	10	J HENRY	28	(4)	10	A TURNBULL	26	(4)	9	A TURNBULL	31	(4)	2001	J HENRY (2)
11	J PATEMAN	29	(6)	11	J HENRY	110	(12)	10	J PATEMAN	28	(4)	11	J HENRY	25	(5)	11	M MINNIS	27	(8)	2002	T CHADWICK
12	A HUGHES	28	(11)	12	J PATEMAN	104	(6)	12	A HUGHES	22	(6)	11	J MELLOR	25	(6)	12	J HENRY	25	(5)	2003	J SISMEY
13	C BRENTNALL	24	(8)	13	T MEASHAM	93	(11)	13	C BRENTNALL	18	(3)	13	C BRENTNALL	20	(7)	13	C BRENTNALL	22	(7)	2004	J SISMEY (2)
14	T MEASHAM	20	(5)	14	C BRENTNALL	87	(5)	13	T MEASHAM	18	(3)	13	T PANK	20	(5)	14	Z ROYTHORNE	17	(6)	2005	T CHADWICK (2)
15	L BOWLES	18	(7)	15	C BOWLES	56	(4)	15	L BOWLES	16	(6)	15	H SMITH	16	(4)	14	L BOWLES	17	(7)	2006	T MEASHAM
16	T PANK	16	(2)	16	F HOLMES	52	(3)	16	C BOWLES	15	(2)	15	L BOWLES	16	(5)	16	T PANK	15	(3)	2007	A HUGHES
17	C BOWLES	11	(3)	17	T PANK	51	(4)	17	K LEVERS	13	(3)	17	K LEVERS	15	(3)	17	C BOWLES	13	(2)	2008	L SMITH
18	N GULL	9	(3)	18	P CONNALLY	44	(9)	18	T PANK	12	(2)	18	B ROYTHORNE	14	(4)	17	K LEVERS	13	(3)	2009	L SMITH (2)
18	H SMITH	9	(4)	19	K LEVERS	42	(4)	19	H SMITH	11	(3)	18	Z ROYTHORNE	14	(4)	19	P CONNALLY	12	(3)	2010	K LEVERS
18	J LAWSON	9	(4)	20	Z ROYTHORNE	40	(2)	20	F HOLMES	10	(2)	20	P CONNALLY	10	(3)	19	T MEASHAM	12	(3)	2011	J MELLOR
21	P CONNALLY	7	(3)	21	L BOWLES	37	(19)	20	Z ROYTHORNE	10	(2)	20	T MEASHAM	10	(2)	21	N GULL	10	(3)	2012	J MELLOR (2)
21	K ASHWORTH	7	(2)	22	N GULL	29	(4)	22	J LAWSON	9	(3)	22	N GULL	9	(4)	22	H SMITH	9	(4)	2013	J PATEMAN
21	K LEVERS	7	(2)	23	B ROYTHORNE	24	(4)	23	P CONNALLY	7	(2)	23	J LAWSON	8	(3)	23	J LAWSON	8	(3)	2014	A HALL
21	Z ROYTHORNE	7	(2)	24	R REES	23	(2)	23	N GULL	7	(2)	24	C BOWLES	7	(2)	24	K ASHWORTH	5	(2)	2015	A HALL (2)
25	B ROYTHORNE	6	(2)	25	K ASHWORTH	21	(5)	25	J STEVENSON	5	(2)	25	P MARTIN	6	(2)	24	B ROYTHORNE	5	(2)	2016	R LITHERLAND
26	F HOLMES	5	(2)	25	H SMITH	21	(6)	25	R REES	5	(2)	26	K ASHWORTH	5	(2)	26	M WARREN	4	(2)	2017	R LITHERLAND (2)
27	G HADDON	3	(2)	27	L TURNBULL	18	(2)	25	K ALI	5	(3)	26	J LISTER	5	(2)	26	J LISTER	4	(2)	2018	A TURNBULL
27	S GILLARD	3	(2)	27	J LAWSON	18	(4)	25	C BULLOCK	5	(2)	26	F HOLMES	5	(2)	28	C DAVENPORT	3	(2)	2019	A TURNBULL (2)
27	S SLATER	3	(2)	29	K ALI	16	(5)	25	K ASHWORTH	5	(2)	29	D BARKER	4	(2)	28	S SLATER	3	(2)	2020	N/A
27	C BULLOCK	3	(2)	29	J LISTER	16	(2)	30	G HADDON	4	(2)	29	Ca HOLLAND	4	(2)	28	D BARKER	3	(2)	2021	H SMITH
27	M WARREN	3	(2)	31	C BULLOCK	14	(4)	30	M WARREN	4	(2)	31	C DAVENPORT	3	(2)	31	K ALI	2	(2)	2022	L BOWLES
27	J LISTER	3	(2)	32	M WARREN	13	(2)	30	J LISTER	4	(2)	31	M WARREN	3	(2)	31	C BULLOCK	2	(2)		
27	L TURNBULL	3	(2)	33	S GILLARD	12	(3)	30	B ROYTHORNE	4	(2)	31	M BUCKLEY	3	(2)	31	L BLAKE	2	(2)		
34	J STEVENSON	2	(2)	34	C DAVENPORT	10	(2)	34	S SLATER	3	(2)	34	S SLATER	2	(2)	31	P MARTIN	2	(2)		
34	R REES	2	(2)	34	G HADDON	10	(2)	34	K SCHOFIELD	3	(2)	34	J STEVENSON	2	(2)	31	F HOLMES	2	(2)		
34	Ca HOLLAND	2	(2)	34	P MARTIN	10	(2)	34	L TURNBULL	3	(2)	34	R REES	2	(2)	31	G REYES-ENGLAND	2	(2)		
34	A CHATTLE	2	(2)	37	S SLATER	9	(4)	37	C DAVENPORT	2	(2)	34	K ALI	2	(2)	37	S GILLARD	1	(2)		
34	C DAVENPORT	1	(2)	37	R COOK	9	(2)	37	L BLAKE	2	(2)	34	M LITHERLAND	2	(2)	37	K SCHOFIELD	1	(2)		
38	K ALI	1	(2)	39	K COOK	8	(3)	37	A CHATTLE	2	(2)	39	K SCHOFIELD	1	(2)	37	G HADDON	1	(2)		
38	K COOK	1	(2)	40	J STEVENSON	6	(2)	37	P MARTIN	2	(2)	39	J BULLOCK	1	(2)	37	J STEVENSON	1	(2)		
38	R COOK	1	(2)	40	Ca HOLLAND	6	(2)	37	G REYES-ENGLAND	2	(2)	39	A HARTLEY	1	(2)	37	E HENRY	1	(2)		
38	L BLAKE	1	(2)	42	D BARKER	4	(2)	42	S GILLARD	1	(2)	39	C BULLOCK	1	(2)	37	J BULLOCK	1	(2)		
38	P MARTIN	1	(2)	42	C CLARK	4	(3)	42	E HENRY	1	(2)	39	K COOK	1	(2)	37	C CLARK	1	(2)		
38	B JEFFRIES	1	(2)	42	R HUGHES	4	(2)	42	J BULLOCK	1	(2)	39	K JACKSON	1	(2)	37	R REES	1	(2)		
38	M LITHERLAND	1	(2)	42	B BROOKS	4	(2)	42	S TAGUE	1	(2)	39	M BRADLEY	1	(2)	37	K COOK	1	(2)		
38	D PAUL	1	(2)	46	K SCHOFIELD	3	(2)	42	L CAPEWELL	1	(2)	39	J ELMORE	1	(2)	37	S TAGUE	1	(2)		
				46	M McNILTY	3	(2)	42	M BUCKLEY	1	(2)	39	D PAUL	1	(2)	37	K JACKSON	1	(2)		
				46	K JACKSON	3	(2)	42	B JEFFRIES	1	(2)	39	S ROYTHORNE	1	(2)	37	A WATHEY	1	(2)		
				46	A WATHEY	3	(2)	42	M LITHERLAND	1	(2)					37	Ca HOLLAND	1	(2)		
				46	A CHATTLE	3	(2)	42	J THOMPSON	1	(2)					37	M BUCKLEY	1	(2)		
				46	B JEFFRIES	3	(2)	42	J WOODHOUSE	1	(2)					37	A CHATTLE	1	(2)		
				46	D PAUL	3	(2)	42	E DOYLE	1	(2)					37	M BRADLEY	1	(2)		
				53	J WATSON	2	(2)									37	M LITHERLAND	1	(2)		
				53	S SCHULE	2	(2)									37	L TURNBULL	1	(2)		
				53	E HENRY	2	(2)									37	J WOODHOUSE	1	(2)		
				53	J BULLOCK	2	(2)									37	E DOYLE	1	(2)		
				53	S TAGUE	2	(2)														
				53	M BRADLEY	2	(2)														
				53	M WESTON	2	(2)														
				53	M LITHERLAND	2	(2)														
				53	E STOTT-ZAFIROPOULOS	2	(2)														
				53	L BROOKS	2	(2)														
				53	D JACKSON	2	(2)														
				53	J THOMPSON	2	(2)														
				65	P WALKER	1	(2)														
				65	T SHARP	1	(2)														
				65	R LEY	1	(2)														
				65	A HARTLEY	1	(2)														
				65	J MOSEDALE	1	(2)														
				65	D SPENCER	1	(2)														
				65	T REES	1	(2)														
				65	M YEOMANS	1	(2)														
				65	A OXSPRING	1	(2)														
				65	L BLAKE	1	(2)														
				65	J GRATTON	1	(2)														
				65	G REYES-ENGLAND	1	(2)														
				65	S ROYTHORNE	1	(2)														
				65	J MARTINEZ	1	(2)														
				65	R HUGHES	1	(2)														

IQR Means Individual Qualifying Rounds I.E. Yellow, Green, Red and Blue Lane on a Normal Club Night

Outright Track Record Holders After DHORC 654

Adults

Pos	Name	Qualifying	F1	GC	F1	GC	Total
			Fastest Laps	Fastest Laps	Race Laps	Race Laps	
1	L Pateman	31	43	64	27	47	212
2	S Goodlip	20	35	10	30	17	112
3	A Smith	26	13	25	13	23	100
4	N Sismey	15	8	11	15	16	65
5	J Sismey	15	7	8	14	13	57
6	M Chadwick	12			8	9	29
7	W Lander	9	5	3	6		23
8	P Rees	3	3		11	3	20
9	A McPeake	4	3	5	7		19
10	J Tague	4	3	2	3	5	17
11	J Lymer	4	2	1	2	1	10
12	T Baldock	3	1	1	1	2	8
13	L Smith	2	1	3			6
13	A Turnbull	1	2		3		6
15	D Garbett	1		1	2	1	5
15	C Roythorne		2	2		1	5
17	J Neale				2	1	3
17	S Anand	1			1	1	3
17	T Chadwick		1		2		3
17	J Lamb	1		1	1		3
21	M Allsopp				2		2
21	S Lander			1	1		2
21	C Bowles	1	1				2
24	G Peach		1				1
24	D McPeake		1				1
24	J Roythorne				1		1
24	S Pank				1		1
Total		143	122	129	136	134	716

Note: Some Record Can Be Held By More Than One Member - **Highlighted Names 2022 Members**

Outright Track Record Holders After DHORC 654

Juniors

Pos	Name	Qualifying	F1	GC	F1	GC	Total
			Fastest Laps	Fastest Laps	Race Laps	Race Laps	
1	A Turnbull	31	22	16	34	17	120
2	R Litherland	24	21	26	14	28	113
3	J Sismey	15	15	12	11	17	70
4	A Hall	12	9	7	13	12	53
5	T Chadwick	7	6	10	7	19	49
6	AJ McPeake	10	9	4	9	4	36
7	T Measham	6	4	1	13	3	27
7	J Henry	2	9	5	9	2	27
9	L Bowles	10	3	3	3	6	25
10	J Mellor	10	4	4	2	4	24
11	H Smith	7	4	5	2	2	20
12	M Minnis	6	2	4	2	5	19
13	Z Roythorne	2	2	6		8	18
14	J Pateman	4	4	5	1	3	17
15	B Roythorne	1	1	6		2	10
16	F Holmes	1	3	2	3		9
16	C Brentnall		2	3		4	9
16	J Lawson	1	2	2	3	1	9
19	A Hughes	2	1	5			8
19	L Smith		4		4		8
21	T Pank		1	3	2		6
21	C Bowles	2	1		1	2	6
23	P Connally		1	3			4
23	R Rees	1	1	1		1	4
23	K Ashworth	1	1	1		1	4
23	L Turnbull	1	1		2		4
27	K Levers		1		1	1	3
28	P Martin		1		1		2
28	N Gull		1		1		2
30	Ca Holland			1			1
30	E Henry		1				1
30	C Clark					1	1
30	K Ali				1		1
30	B Brooks				1		1
30	J Elmore		1				1
30	S Roythorne			1			1
30	A Hartley			1			1
Total		156	138	137	140	143	714

Note: Some Record Can Be Held By More Than One Member - Highlighted Names 2022 Members

DHORC Statistics 2022

Poles		Adult			Junior			Poles	
Records		Name	Total	2022	Name	Total	2022	Records	
All Time		L Pateman	121	9	L Bowles	18	16	All Time	
L Pateman	121	S Goodlip	87	3	H Smith	9	4	R Litherland	61
Season		N Sismey	85		J Lawson	9	4	Season	
S Goodlip	17	A Smith	47	9				L Smith	21
		P Rees	18	1					
		D Garbett	5						
		J Lamb	3						
		G Peach	2						
		C Bowles	2	1					
		A Turnbull	1	1					
Race Wins		Adult			Junior			Race Wins	
Records		Name	Total	2022	Name	Total	2022	Records	
All Time		L Pateman	115	7	L Bowles	16	14	All Time	
L Pateman	115	N Sismey	85	1	H Smith	11	2	A Hall	49
Season		S Goodlip	83	4	J Lawson	8	5	Season	
W Lander	16	A Smith	41	8	J Thompson	1	1	L Smith	20
		P Rees	28	1	J Woodhouse	1	1	A Hall	20
		D Garbett	4		E Doyle	1	1		
		G Peach	3						
		A Turnbull	3	2					
		J Lamb	2						
		R Litherland	2	1					
Fast Laps		Adult			Junior			Fast Laps	
Records		Name	Total	2022	Name	Total	2022	Records	
All Time		L Pateman	279	11	H Smith	16	6	All Time	
L Pateman	279	S Goodlip	54	7	L Bowles	16	13	J Sismey	59
Season		N Sismey	50		J Lawson	8	5	Season	
L Pateman	19	A Smith	50	7				L Smith	21
A Smith	19	P Rees	12						
		D Garbett	4	1					
		G Peach	3						
		C Bowles	3						
		J Lamb	2						
		A Turnbull	2						
Race Laps		Adult			Junior			Race Laps	
Records		Name	Total	2022	Name	Total	2022	Records	
All Time		L Pateman	182	8	L Bowles	17	14	All Time	
L Pateman	182	N Sismey	90	1	H Smith	9	3	R Litherland	63
Season		S Goodlip	66	4	J Lawson	8	5	Season	
W Lander	16	A Smith	55	9	J Woodhouse	1	1	A Hall	22
		P Rees	23	2	E Doyle	1	1		
		D Garbett	6						
		J Lamb	2						
		G Peach	2						
		A Turnbull	2	1					
		C Bowles	2	2					

Current Members Best Ever Position Records after DHORC 654

Qualifying				Final Position				Fastest Laps				Race Laps							
Pos	Adult	DHORC	Gap	Date	Pos	Adult	DHORC	Gap	Date	Pos	Adult	DHORC	Gap	Date	Pos	Adult	DHORC	Gap	Date
1	A Smith	654	0	08-Nov-22	1	L Pateman	654	0	08-Nov-22	1	L Pateman	654	0	08-Nov-22	1	A Smith	654	0	08-Nov-22
1	S Goodlip	653	1	08-Nov-22	1	A Smith	653	1	08-Nov-22	1	S Goodlip	653	1	08-Nov-22	1	L Pateman	654	0	08-Nov-22
1	L Pateman	648	6	09-Aug-22	1	R Litherland	652	2	18-Oct-22	1	D Garbett	651	3	18-Oct-22	1	C Bowles	653	1	08-Nov-22
1	C Bowles	647	7	09-Aug-22	1	A Turnbull	649	5	27-Sep-22	1	A Smith	650	4	27-Sep-22	1	S Goodlip	652	2	18-Oct-22
1	P Rees	640	14	26-Apr-22	1	N Sismey	645	9	28-Jun-22	1	A Turnbull	625	29	19-Oct-22	1	P Rees	649	5	27-Sep-22
1	A Turnbull	635	19	22-Feb-22	1	S Goodlip	643	11	07-Jun-22	1	J Lamb	616	38	11-Feb-20	1	N Sismey	645	9	28-Jun-22
1	D Garbett	625	29	19-Oct-21	1	P Rees	631	23	11-Jan-22	1	C Bowles	612	42	07-Nov-19	1	A Turnbull	635	19	22-Feb-22
1	J Lamb	616	38	11-Feb-20	1	D Garbett	611	43	29-Oct-19	1	L Smith	591	63	23-Feb-19	1	D Garbett	611	43	29-Oct-19
1	N Sismey	613	41	07-Jan-20	1	L Smith	566	88	24-Feb-18	1	G Peach	565	89	24-Feb-18	1	L Smith	579	75	04-Sep-18
1	L Smith	591	63	23-Feb-19	1	J Lamb	538	116	25-Feb-17	1	N Sismey	511	143	27-Feb-16	1	G Peach	565	89	24-Feb-18
1	G Peach	565	89	24-Feb-18	1	G Peach	537	117	25-Feb-17	1	P Rees	497	157	30-Jun-15	1	J Lamb	538	116	25-Feb-17
2	R Litherland	624	30	28-Sep-21	2	C Bowles	600	54	09-Jul-19	2	R Litherland	624	30	28-Sep-21	2	R Litherland	624	30	28-Sep-21
4	L Blacker	650	4	27-Sep-22	3	D Turnbull	527	127	13-Sep-16	3	C Cooper	639	15	05-Apr-22	3	D Edwards	599	55	25-Jun-19
4	D Edwards	581	73	09-Oct-18	3	R Masters	433	221	23-Feb-13	3	R Masters	382	272	26-Feb-11	3	R Masters	433	221	23-Feb-13
4	R Masters	279	375	26-Sep-06	4	S Smith	537	117	25-Feb-17	4	D Turnbull	564	90	24-Feb-18	4	L Blacker	642	12	17-May-22
5	S Gray	627	27	09-Nov-21	5	S Gray	627	27	09-Nov-21	4	D Edwards	541	113	07-Mar-17	4	S Smith	537	117	25-Feb-17
5	D Turnbull	539	115	26-Feb-17	5	D Edwards	581	73	09-Oct-18	5	L Blacker	621	33	07-Sep-21	5	C Cooper	627	27	09-Nov-21
5	D Edwards	512	142	27-Feb-16	6	R Lawson	530	124	18-Oct-16	6	J Lawson	650	4	27-Sep-22	5	D Turnbull	596	58	09-Apr-19
7	M Dutton	649	5	27-Sep-22	6	L Edwards	512	142	27-Feb-16	6	S Gray	635	19	22-Feb-22	6	R Lawson	530	124	18-Oct-16
7	R Lawson	629	25	30-Nov-21	7	J Lawson	650	4	27-Sep-22	6	L Edwards	512	142	27-Feb-16	7	S Gray	627	27	09-Nov-21
7	S Smith	538	116	25-Feb-17	8	M Dutton	649	5	27-Sep-22	8	S Smith	537	117	25-Feb-17	8	J Lawson	650	4	27-Sep-22
8	J Lawson	650	4	27-Sep-22	8	L Blacker	631	23	11-Jan-22	8	R Lawson	530	124	18-Oct-16	8	M Dutton	647	7	09-Aug-22
8	L Bowles	648	6	09-Aug-22	9	C Cooper	630	24	30-Nov-21	9	M Dutton	649	1	27-Sep-22	9	L Smith	650	4	27-Sep-22
8	C Cooper	628	26	09-Nov-21	9	H Smith	649	5	27-Sep-22	9	H Smith	650	4	27-Sep-22	9	L Bowles	648	6	09-Aug-22
10	A Woodhouse	647	7	09-Aug-22	9	L Bowles	648	6	09-Aug-22	9	L Bowles	648	6	09-Aug-22	9	S Kerr	643	11	07-Jun-22
10	A Thompson	646	8	28-Jun-22	13	A Thompson	645	9	28-Jun-22	11	S Kerr	643	11	07-Jun-22	9	L Edwards	637	17	15-Mar-22
10	S Kerr	643	11	07-Jun-22	14	J Hughes-Dowd	654	0	08-Nov-22	12	A Woodhouse	647	7	09-Aug-22	12	A Woodhouse	647	7	09-Aug-22
12	H Smith	649	5	27-Sep-22	14	A Woodhouse	647	7	09-Aug-22	12	A Thompson	644	10	07-Jun-22	12	A Thompson	479	175	28-Jun-22
13	A Stevenson	651	3	18-Oct-22	15	A Stevenson	651	3	18-Oct-22	13	JJ Hughes-Dowd	654	0	08-Nov-22	14	JJ Hughes-Dowd	654	0	08-Nov-22
15	D Hughes-Dowd	651	3	18-Oct-22	16	D Hughes-Dowd	651	3	18-Oct-22	14	A Stevenson	651	3	18-Oct-22	15	A Stevenson	651	3	18-Oct-22
16	JJ Hughes-Dowd	653	1	08-Nov-22	16	S Kerr	643	11	07-Jun-22	16	D Hughes-Dowd	651	3	18-Oct-22	16	D Hughes-Dowd	651	3	18-Oct-22
1	L Bowles	654	0	08-Nov-22	1	L Bowles	654	0	08-Nov-22	1	H Smith	654	0	08-Nov-22	1	L Bowles	654	0	08-Nov-22
1	J Lawson	649	5	27-Sep-22	1	J Lawson	650	4	27-Sep-22	1	J Lawson	653	1	08-Nov-22	1	J Lawson	650	4	27-Sep-22
1	H Smith	644	10	07-Jun-22	1	E Doyle	649	5	27-Sep-22	1	J Lawson	650	4	27-Sep-22	1	E Doyle	649	5	27-Sep-22
2	JJ Hughes-Dowd	652	2	18-Oct-22	1	J Woodhouse	647	7	09-Aug-22	2	J Woodhouse	647	7	09-Aug-22	1	J Woodhouse	647	7	09-Aug-22
2	J Thompson	636	18	22-Feb-22	1	H Smith	644	10	07-Jun-22	2	E Doyle	646	8	28-Jun-22	1	H Smith	644	10	07-Jun-22
3	J Woodhouse	648	6	09-Aug-22	1	J Thompson	640	14	26-Apr-22	2	J Thompson	636	18	22-Feb-22	2	JJ Hughes-Dowd	654	0	08-Nov-22
3	E Doyle	646	8	28-Jun-22	2	JJ Hughes-Dowd	654	0	08-Nov-22	3	JJ Hughes-Dowd	651	3	18-Oct-22	2	J Thompson	636	18	22-Feb-22
3	T Kerr	643	11	07-Jun-22	2	T Stevenson	653	1	08-Nov-22	3	T Kerr	643	11	07-Jun-22	4	T Kerr	640	14	26-Apr-22
5	T Stevenson	652	2	18-Oct-22	3	T Kerr	640	14	26-Apr-22	6	T Stevenson	651	3	18-Oct-22	5	T Stevenson	653	1	08-Nov-22

Distance Covered In DHORC Club Championship 2022

Pos	Competitor	Class	Laps	Feet	Feet / Race	Miles	Races
1	P Rees	A	2,419.4	218,065	2,536	41.3	86
2	A Smith	A	2,230.7	203,568	2,827	38.6	72
3	N Sismey	A	2,211.4	198,817	2,549	37.7	78
4	A Turnbull	A	2,154.7	195,211	2,535	37.0	77
5	L Pateman	A	2,150.9	192,322	2,709	36.4	71
6	C Bowles	A	2,057.4	187,622	2,535	35.5	74
7	D Garbett	A	2,024.6	181,525	2,388	34.4	76
8	L Blacker	A	2,011.8	180,872	2,153	34.3	84
9	D Turnbull	A	1,900.6	171,082	2,281	32.4	75
10	S Goodlip	A	1,909.8	170,184	2,618	32.2	65
11	S Gray	A	1,830.5	164,833	2,035	31.2	81
12	G Peach	A	1,537.3	140,354	2,462	26.6	57
13	L Bowles	J	1,463.8	133,266	2,082	25.2	64
14	R Litherland	A	1,266.3	114,729	2,441	21.7	47
15	R Lawson	A	1,082.1	97,918	2,129	18.5	46
16	A Thompson	A	1,041.9	95,686	1,840	18.1	52
17	L Smith	A	1,015.2	94,409	2,360	17.9	40
18	J Lawson	J	1,027.8	93,390	1,946	17.7	48
19	J Thompson	A	983.4	90,444	1,675	17.1	54
20	S Smith	A	958.6	87,981	1,955	16.7	45
21	H Smith	J	873.3	80,206	2,005	15.2	40
22	M Dutson	A	855.2	76,959	1,673	14.6	46
23	D Edwards	A	723.8	67,589	2,253	12.8	30
24	E Doyle	J	724.2	65,071	1,513	12.3	43
25	C Cooper	A	704.8	63,037	1,970	11.9	32
26	J Lamb	A	654.9	57,104	2,115	10.8	27
27	L Edwards	A	560.2	50,646	2,110	9.6	24
28	S Kerr	A	486.9	44,088	2,004	8.4	22
29	T Kerr	J	404.4	36,607	1,525	6.9	24
30	J Lawson	A	343.6	32,292	2,153	6.1	15
31	JJ Hughes-Dowd	J	274.3	25,764	1,982	4.9	13
32	A Stevenson	A	247.9	23,062	1,922	4.4	12
33	D Hughes-Dowd	A	232.5	21,655	1,805	4.1	12
34	H Smith	A	219.3	21,601	1,964	4.1	11
35	T Stevenson	J	198.7	18,719	1,440	3.5	13
36	L Bowles	A	147.0	12,422	2,070	2.4	6
37	A Woodhouse	A	130.7	11,044	1,841	2.1	6
38	R Masters	A	124.9	10,554	1,759	2.0	6
39	J Woodhouse	J	109.6	9,261	1,544	1.8	6
40	JJ Hughes-Dowd	A	69.6	6,856	2,285	1.3	3
Pos	Competitor	Class	28,251.3	2,550,369.4	2,422	483.0	1,053

Next Circuit

Knockhill



Where Do We Race Next?

What Are The Records?

Who Has Been On The Podium?

Circuit History

Knockhill Racing Circuit is a motor racing circuit in Fife, Scotland. It opened in September 1974 and is Scotland's national motorsport centre. The circuit is located in the countryside about 6 miles (10 km) north of Dunfermline. It is FIA approved.

The circuit opened in September 1974. It was created by joining service roads to a nearby disused mineral railway, closed in 1951, which served Lethans Colliery. The first car race was held on 18 May 1975.

Between 1974 and 1983 the circuit had several different owners which helped to steadily develop the circuit's facilities and attractions. Derek Butcher became the owner in 1984 and since then Knockhill has been developed to a point where it is able to host rounds of most of the major British car and motorbike championships.

The circuit hosted a round of the British Touring Car Championships for twelve years until the deal ended in 2002 with the promoters seeking infrastructure upgrades. Knockhill made improvements and the touring car series returned to Knockhill in 2004 with ITV televising the event live. The British Formula Three Championship and British GT Championship returned to Knockhill in May 2005.

In 2008, Knockhill named a corner Leslie's Bend in the honour of race car driver David Leslie shortly after his death in a small jet aircraft-accident at Farnborough.

In 2012, the circuit restarted racing and track days in the counter-clockwise direction. It gained a licence for motorbikes and cars to compete in both directions, the first racing circuit to achieve this in the UK in modern times. As of December 2020, the circuit has an FIA grade 3 licence.

Round 12		Knockhill (Scotland)			Rounds 25&26		
Previous Results							
Adults				1st	2nd	3rd	
DHRC 621 F1	07-Sep	2021	83'4"	S Goodlip	P Rees	N Simey	
DHRC 622 GC	07-Sep	2021	83'4"	S Goodlip	R Litherland	P Rees	
DHRC 629 F1	30-Nov	2021	83'4"	P Rees	A Smith	A Turnbull	
DHRC 630 GC	30-Nov	2021	83'4"	A Smith	R Litherland	A Turnbull	
DHRC 642	17-May	2022	83'4"	A Smith	L Pateman	A Turnbull	
DHRC 657 F1	29-Nov	2022	83'4"				
DHRC 658 GC	29-Nov	2022	83'4"				
Juniors				1st	2nd	3rd	
DHRC 621 F1	07-Sep	2021	83'4"	J Lawson	H Smith	N/A	
DHRC 622 GC	07-Sep	2021	83'4"	H Smith	J Lawson	N/A	
DHRC 629 F1	30-Nov	2021	83'4"	H Smith	J Lawson	N/A	
DHRC 630 GC	30-Nov	2021	83'4"	H Smith	J Lawson	N/A	
DHRC 642	17-May	2022	83'4"	L Bowles	H Smith	J Thompson	
DHRC 657 F1	29-Nov	2022	83'4"				
DHRC 658 GC	29-Nov	2022	83'4"				
Circuit Records				Lap Length 83'4"			
Qualifying							
F1/GC	A Smith	17May22	146.7 Laps				
F1	P Rees	30Nov21	63.0 Laps				
GC	A Smith	30Nov21	82.0 Laps				
Fastest Laps							
F1	A Smith	30Nov21	4.64 Secs				
GC	L Pateman	17May22	3.54 Secs				
Race Laps							
F1	P Rees	30Nov21	34.7 Laps				
GC	A Smith	30Nov21	45.9 Laps				
Final Points							
7.5 Points	A Smith	30Nov21					

DHRC 655 & 656

Knockhill Best Off Chart 1

Qualifying Combined					Final Points			
Pos	Adult	Laps	MPH	Date	Pos	Adult	Pts	Date
1	A Smith (M)	146.7	11.577	17-May-22	1	A Smith	7.5	30-Nov-21
2	L Pateman	145.9	11.514	17-May-22	2	L Pateman	4.5	07-Sept-21
3	S Goodlip	139.6	11.016	17-May-22	3	S Goodlip	4.0	07-Sept-21
4	A Turnbull	135.8	10.716	17-May-22	4	R Litherland	3.5	30-Nov-21
5	C Bowles	135.2	10.669	17-May-22	4	C Cooper	3.5	30-Nov-21
6	N Sismey (M)	134.8	10.638	17-May-22	6	G Peach (M)	3.0	30-Nov-21
7	D Garbett (M)	131.1	10.346	17-May-22	6	A Turnbull	3.0	17-May-22
8	P Rees (M)	131.0	10.338	17-May-22	8	L Blacker	2.5	07-Sept-21
9	G Peach (M)	128.7	10.156	17-May-22	8	P Rees (M)	2.5	17-May-22
10	D Turnbull	121.5	9.588	17-May-22	8	L Smith	2.5	17-May-22
11	L Smith	120.0	9.470	17-May-22	8	L Edwards	2.5	17-May-22
12	J Lamb	118.9	9.383	17-May-22	12	R Lawson	1.5	07-Sept-21
13	L Blacker	113.6	8.965	17-May-22	12	S Smith	1.5	07-Sept-21
14	S Gray (M)	113.4	8.949	17-May-22	12	S Gray (M)	1.5	07-Sept-21
15	D Edwards	111.6	8.807	17-May-22	12	J Lamb	1.5	17-May-22
16	L Edwards	110.5	8.720	17-May-22	12	D Garbett (M)	1.5	07-Sept-21
17	S Smith	101.8	8.033	17-May-22	12	D Edwards	1.5	17-May-22
18	S Kerr	96.6	7.623	17-May-22	12	C Bowles	1.5	17-May-22
19	A Thompson	92.3	7.284	17-May-22	19	N Sismey (M)	1.0	07-Sept-21
20	M Dutson	81.0	6.392	17-May-22	19	D Turnbull	1.0	30-Nov-21
21	R Litherland	N/A	N/A	N/A	19	M Dutson	1.0	17-May-22
21	R Lawson	N/A	N/A	N/A	22	S Kerr	0.0	17-May-22
21	C Cooper	N/A	N/A	N/A	22	A Thompson	0.0	17-May-22
Pos	Junior	Laps	MPH	Date	Pos	Junior	Pts	Date
1	H Smith	109.4	8.633	17-May-22	1	T Kerr	2.5	17-May-22
2	L Bowles	103.5	8.168	17-May-22	2	J Lawson	2.0	07-Sept-21
3	J Thompson	83.0	6.550	17-May-22	2	H Smith	2.0	07-Sept-21
4	T Kerr	78.2	6.171	17-May-22	2	L Bowles	2.0	17-May-22
5	E Doyle	75.9	5.990	17-May-22	5	E Doyle	1.5	17-May-22
6	J Lawson	N/A	N/A	N/A	6	J Thompson	1.0	17-May-22

Knockhill Best Off Chart 2 - F1

Qualifying					Fastest Laps					Race Laps				
Pos	Adult	Laps	MPH	Date	Pos	Adult	Time	MPH	Date	Pos	Adult	Laps	MPH	Date
1	P Rees (M)	63.0	9.943	30-Nov-21	1	A Smith	4.64	12.245	30-Nov-21	1	P Rees (M)	34.7	10.953	30-Nov-21
2	A Turnbull	59.8	9.438	30-Nov-21	2	D Garbett (M)	4.68	12.141	17-May-22	2	S Goodlip	34.3	10.827	07-Sept-21
3	D Garbett (M)	59.7	9.422	07-Sept-21	3	P Rees (M)	4.78	11.887	30-Nov-21	3	L Pateman	33.3	10.511	17-May-22
4	N Sismey (M)	59.3	9.359	30-Nov-21	4	S Goodlip	4.84	11.739	07-Sept-21	4	D Garbett (M)	32.7	10.322	17-May-22
5	D Turnbull	55.6	8.775	30-Nov-21	4	A Turnbull	4.84	11.739	30-Nov-21	5	A Smith	32.4	10.227	30-Nov-21
6	G Peach (M)	55.2	8.712	30-Nov-21	6	L Pateman	5.04	11.273	17-May-22	5	C Bowles	32.4	10.227	17-May-22
7	S Goodlip	53.1	8.381	07-Sept-21	7	D Edwards	5.08	11.185	17-May-22	7	A Turnbull	32.2	10.164	17-May-22
8	L Smith	52.2	8.239	07-Sept-21	8	C Bowles	5.19	10.948	17-May-22	8	N Sismey (M)	31.6	9.975	30-Nov-21
9	R Lawson	51.9	8.191	30-Nov-21	9	G Peach (M)	5.30	10.720	30-Nov-21	9	R Litherland	30.3	9.564	30-Nov-21
10	R Litherland	50.9	8.033	30-Nov-21	10	R Litherland	5.32	10.680	30-Nov-21	10	D Turnbull	28.9	9.122	30-Nov-21
11	S Gray (M)	50.1	7.907	07-Sept-21	11	N Sismey (M)	5.34	10.640	30-Nov-21	11	R Lawson	28.7	9.059	30-Nov-21
12	J Lamb	50.0	7.891	30-Nov-21	12	C Cooper	5.46	10.406	30-Nov-21	12	L Blacker	28.4	8.965	07-Sept-21
13	L Blacker	49.0	7.734	30-Nov-21	13	D Turnbull	5.55	10.237	30-Nov-21	12	C Cooper	28.4	8.965	30-Nov-21
14	C Cooper	47.9	7.560	30-Nov-21	13	J Lamb	5.55	10.237	17-May-22	14	G Peach (M)	28.2	8.901	30-Nov-21
15	A Smith	46.7	7.371	30-Nov-21	15	L Blacker	5.56	10.219	07-Sept-21	15	S Gray (M)	27.8	8.775	17-May-22
16	S Smith	46.4	7.323	07-Sept-21	16	L Smith	5.57	10.201	07-Sept-21	16	D Edwards	27.4	8.649	17-May-22
17	L Pateman	36.6	5.776	07-Sept-21	17	R Lawson	5.65	10.056	07-Sept-21	17	J Lamb	26.7	8.428	30-Nov-21
18	D Edwards	N/A	N/A	N/A	18	S Smith	5.71	9.951	30-Nov-21	18	L Smith	26.4	8.333	07-Sept-21
18	C Bowles	N/A	N/A	N/A	19	S Gray (M)	5.93	9.581	17-May-22	19	L Edwards	25.7	8.112	17-May-22
18	S Kerr	N/A	N/A	N/A	20	S Kerr	6.13	9.269	17-May-22	20	S Smith	24.2	7.639	07-Sept-21
18	L Edwards	N/A	N/A	N/A	21	L Edwards	6.37	8.920	17-May-22	21	S Kerr	22.7	7.165	17-May-22
18	M Dutson	N/A	N/A	N/A	22	M Dutson	6.89	8.246	17-May-22	22	A Thompson	20.8	6.566	17-May-22
18	A Thompson	N/A	N/A	N/A	23	A Thompson	6.98	8.140	17-May-22	23	M Dutson	16.3	5.145	17-May-22
Pos	Junior	Laps	MPH	Date	Pos	Junior	Time	MPH	Date	Pos	Junior	Laps	MPH	Date
1	H Smith	48.8	7.702	30-Nov-21	1	H Smith	5.21	10.906	30-Nov-21	1	H Smith	25.2	7.955	30-Nov-21
2	J Lawson	44.0	6.944	30-Nov-21	2	J Lawson	5.84	9.729	30-Nov-21	2	J Lawson	24.6	7.765	30-Nov-21
3	L Bowles	N/A	N/A	N/A	3	L Bowles	6.42	8.850	17-May-22	3	L Bowles	23.7	7.481	17-May-22
3	J Thompson	N/A	N/A	N/A	4	J Thompson	6.86	8.283	17-May-22	4	T Kerr	18.4	5.808	17-May-22
3	T Kerr	N/A	N/A	N/A	5	T Kerr	7.77	7.312	17-May-22	5	J Thompson	18.2	5.745	17-May-22
3	E Doyle	N/A	N/A	N/A	6	E Doyle	7.82	7.266	17-May-22	6	E Doyle	17.9	5.650	17-May-22



Knockhill Best Off Chart 3 - GC

Qualifying					Fastest Laps					Race Laps				
Pos	Adult	Laps	MPH	Date	Pos	Adult	Time	MPH	Date	Pos	Adult	Laps	MPH	Date
1	A Smith	82.0	12.942	30-Nov-21	1	L Pateman	3.54	16.050	17-May-22	1	A Smith	45.9	14.489	30-Nov-21
2	S Goodlip	76.7	12.105	07-Sept-21	2	A Smith	3.58	15.871	30-Nov-21	2	L Pateman	44.2	13.952	17-May-22
3	D Garbett (M)	76.0	11.995	30-Nov-21	3	S Goodlip	3.73	15.233	17-May-22	3	A Turnbull	40.9	12.910	17-May-22
4	A Turnbull	75.1	11.853	30-Nov-21	4	J Lamb	3.76	15.111	30-Nov-21	4	G Peach (M)	40.8	12.879	30-Nov-21
5	P Rees (M)	74.0	11.679	30-Nov-21	5	R Litherland	3.82	14.874	30-Nov-21	5	S Goodlip	40.3	12.721	07-Sept-21
5	R Litherland	74.0	11.679	30-Nov-21	6	D Garbett (M)	3.85	14.758	30-Nov-21	5	L Blacker	40.3	12.721	17-May-22
7	N Sismey (M)	72.9	11.506	30-Nov-21	7	L Blacker	3.89	14.606	17-May-22	7	R Litherland	40.1	12.658	30-Nov-21
8	G Peach (M)	72.7	11.474	30-Nov-21	8	A Turnbull	3.92	14.494	30-Nov-21	8	J Lamb	39.6	12.500	17-May-22
9	L Smith	66.2	10.448	07-Sept-21	9	G Peach (M)	4.01	14.169	30-Nov-21	9	L Smith	39.5	12.468	17-May-22
10	J Lamb	66.0	10.417	30-Nov-21	10	C Bowles	4.06	13.995	17-May-22	10	P Rees (M)	39.2	12.374	17-May-22
11	L Blacker	65.0	10.259	30-Nov-21	11	L Smith	4.15	13.691	17-May-22	10	C Bowles	39.2	12.374	17-May-22
12	R Lawson	62.5	9.864	30-Nov-21	12	D Edwards	4.22	13.464	17-May-22	12	D Edwards	38.8	12.247	17-May-22
13	C Cooper	62.0	9.785	30-Nov-21	13	N Sismey (M)	4.23	13.432	17-May-22	13	D Garbett (M)	38.5	12.153	17-May-22
14	L Pateman	61.1	9.643	07-Sept-21	14	P Rees (M)	4.25	13.369	30-Nov-21	14	N Sismey (M)	38.3	12.090	17-May-22
15	S Smith	60.1	9.485	30-Nov-21	14	C Cooper	4.25	13.369	30-Nov-21	15	C Cooper	35.9	11.332	30-Nov-21
16	S Gray (M)	53.8	8.491	07-Sept-21	16	D Turnbull	4.50	12.626	17-May-22	16	D Turnbull	34.7	10.953	17-May-22
17	D Turnbull	52.1	8.223	30-Nov-21	17	R Lawson	4.73	12.012	30-Nov-21	17	R Lawson	34.2	10.795	30-Nov-21
18	D Edwards	N/A	N/A	N/A	18	S Gray (M)	4.79	11.862	17-May-22	18	S Gray (M)	32.7	10.322	17-May-22
18	C Bowles	N/A	N/A	N/A	19	S Kerr	4.87	11.667	17-May-22	18	S Kerr	32.7	10.322	17-May-22
18	S Kerr	N/A	N/A	N/A	20	M Dutson	4.97	11.432	17-May-22	20	S Smith	32.2	10.164	30-Nov-21
18	L Edwards	N/A	N/A	N/A	21	S Smith	4.98	11.409	17-May-22	20	L Edwards	32.2	10.164	17-May-22
18	M Dutson	N/A	N/A	N/A	22	L Edwards	5.01	11.341	17-May-22	22	M Dutson	27.1	8.554	17-May-22
18	A Thompson	N/A	N/A	N/A	23	A Thompson	5.66	10.039	17-May-22	23	A Thompson	25.8	8.144	17-May-22
Pos	Junior	Laps	MPH	Date	Pos	Junior	Time	MPH	Date	Pos	Junior	Laps	MPH	Date
1	H Smith	58.1	9.170	07-Sept-21	1	H Smith	4.46	12.739	30-Nov-21	1	L Bowles	33.1	10.448	17-May-22
2	J Lawson	57.9	10.000	30-Nov-21	2	L Bowles	4.77	11.912	17-May-22	2	H Smith	31.8	10.038	30-Nov-21
3	L Bowles	N/A	N/A	N/A	3	J Lawson	4.93	11.525	30-Nov-21	3	J Lawson	30.2	9.533	30-Nov-21
3	J Thompson	N/A	N/A	N/A	4	J Thompson	5.71	9.951	17-May-22	4	J Thompson	25.4	8.018	17-May-22
3	E Doyle	N/A	N/A	N/A	5	E Doyle	6.27	9.062	17-May-22	5	T Kerr	22.7	7.165	17-May-22
3	T Kerr	N/A	N/A	N/A	6	T Kerr	6.28	9.047	17-May-22	6	E Doyle	22.4	7.071	17-May-22





LEXAN BODY CATALOGUE

Legends

SWB = 38mm (1.5")
between axle centres

LWB = 41mm (1.6")
between axle centres



AC Cobra
Convertible
LWB



Acura NSX
GT3 2017
LWB
30mm Clip



Alfa Romeo 155
Touring Car
LWB
29mm Clip



Alfa Romeo
BTCC
LWB
30mm Clip



Alfa Romeo
TZ3 Corsa
SWB
29mm Clip



Aston Martin
Vantage GT3
LWB



Audi
R8LMS GT3
LWB



Audi S3
BTCC
LWB
27mm Clip



Austin
Mini Cooper
SWB
28mm Clip



Bentley
Continental GT3
LWB
30mm Clip















BMW
320i Turbo Grp5
SWB
27mm Clip





BMW 1 Series
BTCC
LWB
29mm Clip








































BMW
M1
SWB
30mm Clip
















			
BMW M3 GT2 LWB 27mm Clip	BMW Z4 GT3 LWB	BMW Z8 Convertible LWB 30mm Clip	Bugatti EB110 SWB 32mm Clip
			
Bugatti Veyron LWB 31mm Clip			
			
Chevrolet Nastruck LWB 30mm Clip	Chevron B19 SWB or LWB 29mm Clip	Corvette C5r GT SWB 30mm Clip	Corvette C7r GT 2017 LWB 31mm Clip
			
Corvette C8r GT3 LWB	Corvette Daytona Prototype SWB 30mm Clip	Corvette 1969 Stingray SWB 30mm Clip	
			
Datsun 240Z SWB 27mm Clip	Datsun Fairlady 2000 LWB 26mm Clip	Dodge Challenger LWB 31mm Clip	

			
Ferrari 250 gt Berlinetta Lusso SWB 30mm Clip	Ferrari 250 GTO LWB 29mm Clip	Ferrari 308 GTb LWB 28mm Clip	Ferrari 365 GTb Daytona SWB 28mm Clip
			
Ferrari 488 Gte LWB 29mm Clip	Ferrari 512 LM SWB or LWB 29mm Clip	Ferrari 575 GTc LWB 30mm Clip	Ferrari 612 Can-Am SWB 32mm Clip
			
Ferrari F40 SWB 32mm Clip	Ferrari Testarossa SWB 32mm Clip	Ford Capri SWB 30mm Clip	Ford Escort SWB 29mm Clip
			
Ford Custom Van LWB 30mm Clip	Ford Focus RS BTCC LWB 29mm Clip	Ford 2006 GT LWB 29mm Clip	Ford 2016 GT LWB Body Pins Only
			
Ford GT40 SWB 29mm Clip	Ford 2005 Mustang LWB 27mm Clip		

			
Honda Civic BTCC LWB 28mm Clip	Honda Integra LWB 28mm Clip	Honda S2000 SWB 26mm Clip	
			
Jaguar D Type LWB 30mm Clip	Jaguar XJ 220 LWB 32mm Clip	Jaguar XJR 5 (Grp 44) SWB 32mm Clip	Jaguar XJR 9 (Grp C) SWB or LWB 33mm Clip
			
Jaguar XKR GT3 LWB 30mm Clip			Koenigsegg CCX LWB 30mm Clip
			
Lamborghini Contach SWB 29mm Clip	Lamborghini Huracan GT3 LWB 32mm Clip	Lamborghini Miura Concept LWB 30mm Clip	Lamborghini Miura Jota SWB 28mm Clip
			
Lancia LC2 SWB 31mm Clip	Lotus Elise LWB 27mm Clip	Lotus Espirit LWB	Lotus Europa LWB 31mm Clip

			
Matchbox Hi-Tailer LWB 33mm Clip	Mazda 787b (Grp C) LWB 30mm Clip	Mazda RX7 SWB 27mm Clip	McLaren F1 GTr LWB
			
McLaren MP4 12C GT3 LWB 28mm Clip	Mercedes Gullwing 300SL SWB	Mercedes 300SLR LWB	Mercedes CLK GTB LWB 30mm Clip
			
Mercedes DTM Car LWB 30mm Clip	MG 6GT BTCC LWB 28mm Clip	Mini Mini Cooper LWB 27mm Clip	Morris Minor LWB 27mm Clip
			
Mustang 1967 GT 500 SWB 30mm Clip	Mustang Mach 1 SWB 30mm Clip		
			
Nascar SWB 32mm Clip	Nissan 300ZX SWB 31mm Clip	Nissan March 86G Gtp SWB or LWB 30mm Clip	Nissan R390 GT LWB 32mm Clip

			
Nissan 1989 R89C LWB 32mm Clip	Nissan 1977 Skyline GT-R LWB 27mm Clip	Nissan R32 Skyline SWB 30mm Clip	Nissan Grp C SWB 32mm Clip
			
Pagani Huayra LWB 29mm Clip	Pagini Zonda C12 LWB 30mm Clip	Panoz 1999 LMP-1 LWB 32mm Clip	Peugeot 905 Grp C SWB or LWB 31mm Clip
			
Pontiac 1977 Firebird LWB 30mm Clip	Porsche 908 SWB 29mm Clip	Porsche 910 LWB 32mm Clip	Porsche 911 GT3 SWB 27mm Clip
			
Porsche 911 Turbo RSR GT3 LWB 28mm Clip	Porsche 917 SWB or LWB 31mm Clip	Porsche 934 Turbo RSR SWB 26mm Clip	Porsche 935 Turbo SWB 28mm Clip
			
Porsche 956 Grp C SWB 31mm Clip	Porsche 959 SWB 29mm Clip	Porsche 962 Grp C LWB 32mm Clip	

			
Renault Clio Cup Car LWB 30mm Clip	Renault Clio V6 LWB 29mm Clip	Renault Megane Trophy LWB 30mm Clip	Renault RS01 GT LWB 28mm Clip
			
Saleen S7 LWB	Sauber Mercedes C11 Grp C SWB or LWB 32mm Clip	Shadow MK 11a LWB 31mm Clip	Shelby Cobra Daytona Coupe SWB 31mm Clip
			
Subaru Levorg BTCC LWB 28mm Clip			
			
Toyota 88C-V Grp C SWB or LWB 32mm Clip	Toyota GT-One LWB	Triumph TR7 LWB 28mm Clip	TVR Sagaris LWB
			
Wiesmann GT MF5 SWB or LWB			Zakspeed Grp 5 Capri SWB or LWB 30mm Clip

Where is DHORC?

Derby HO Racing Club

dhorc

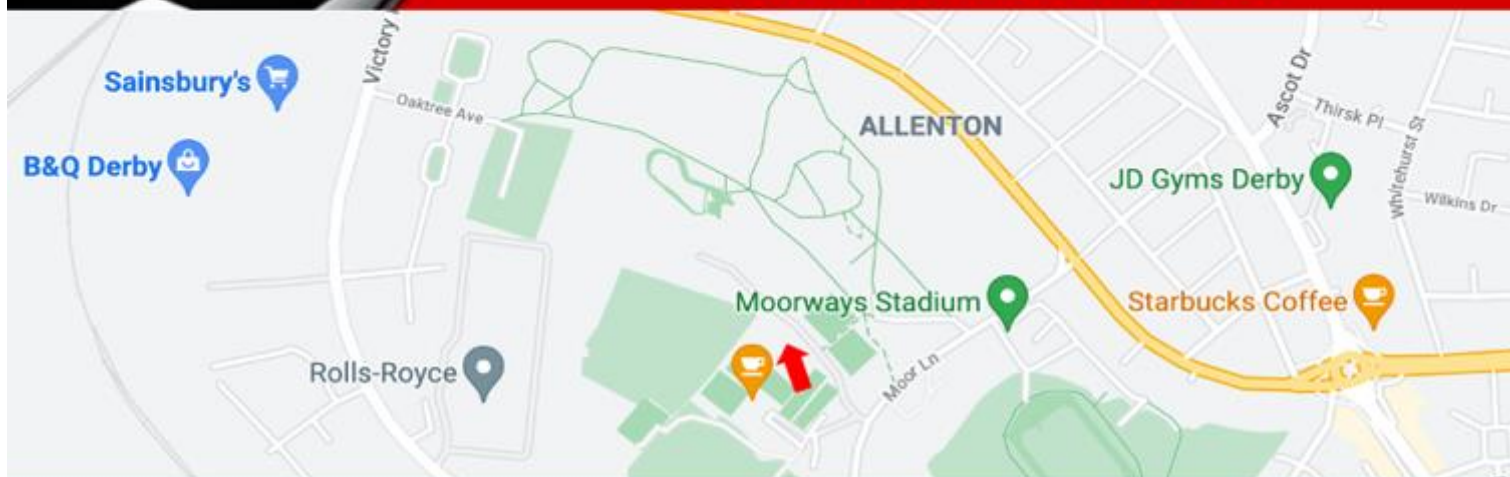
Home of HO Le Mans

Sponsored by
HARDEN CREEK
SLOTCARS

Derby H:O Racing Club
A Record Breaking Club



www.dhorc.co.uk



DHORC's Club Room



Derby Leisure Ltd Table Tennis Room

Derby Leisure Ltd,
Moor Lane, Allenton
Derby, DE24 9HY

Derby HO Racing Club
dhorc
Home of HO Le Mans
Carrera DIGITAL

Nick Sismey
sismey80@hotmail.co.uk
07984 339192