

Visit dhorc.co.uk or Find us on **facebook**

Derby HO Racing Club

dhorc

Home of HO Le Mans

Sponsored by
HARDEN CREEK
SLOT CARS

Club Night

6 5 6

Round 26

Knockhill – GC

29 Nov 22



Angus Smith beats
Lee Pateman to
Championship

3rd

ADULTS

- 01 A SMITH**
- 02 R LITHERLAND**
- 03 L PATEMAN**

JUNIORS

- 01 J LAWSON**
- 02 JJ HUGHES-DOWD**
- 03 J THOMPSON**

This Week: Angus 3 v Lee 5 – Wales 0 v England 3 – Winter Slot Market

History and Key Facts

HO Club founded on 7 July 1992

- DHORC: Derby HO Racing Club ("HO" Is The Scale = 1/64th)
- Section of Derby Leisure Limited, open to all!
- Home of world famous international Le Mans 24 Hour race.
- Smaller scale version of Scalextric, once set up works all night!
- Four-lane circuits
- Computerised timing
- Statistics for every meeting and every member since July 1992
- Over 20 race meetings each year
- 50+ circuit designs, up to 567 feet in length
- Eight-lane routed Rockingham oval
- Two car categories – Tyco open wheel (F1)
 - Tomy SGP, BSRT, VSR enclosed wheel (GC)



Carrera Digital Club 1st race due 18 January 2022

- 1/32nd Carrera Digital GT Cars
- 12 Evenings a year, minimum 3x15-minute races per driver per evening.
- 4 circuits, 3 evenings per circuit
- Full computerised timing and stats through SmartRace App



The Club Nights and Magazine Coverage

HO

- Racing starts between 18:45 and 19:00 hours – Finished by 21:30 hours
- Minimum of four 3-minute qualifying races & up to two Finals (F1 & GC) for each member
- Championship points for all members
- Magazine produced for every single meeting and covering every track statistic

Carrera Digital

- Racing starts between 18:00 and 18:15 hours – Finished by 21:30 hours
- Magazine produced after each evening
- Championship points for all members

- Rules & regulations booklet covering all the DHORC rules produced each year
- Great family atmosphere, a help-all culture

Membership Fees, Car Costs and Prizes

- Adult £30 and junior (under 16) £15 for HO & Carrera, £40/£20 combined
- Only £50 Total expenditure for two cars HO Cars, £65 one Carrera
- All cars and spares can be bought at club
- Adult, Masters (over 56), Junior (16 & under) championships



Championship prizes adult / junior per meeting (Not paid out in 2022)

1 st	£5	£3
2 nd	£3	£2
3 rd	£1	£1



Editorial 656



Third straight Adult Championship! Congratulations **Angus Smith** on making it three Championships in a row, with his ninth win of the year, despite some incredible challenges from five time and four time Champions **Lee Pateman** and **Simon Goodlip** respectively throughout the year. **Reuben Litherland, Phil Rees, Nick Sismey** and **Adam Turnbull** also won at least one race in 2022 so Angus certainly didn't have it all his own way.

Both Lee and Simon won their last three Championships consecutively, could Angus be the first to win four in a row? Lee hasn't won one for ten years, Simon four. Can they, or anyone else take on Angus in 2023 and remove his crown? Only time will tell.

Congratulations also to **Jacob Lawson** for making it a double Junior win on Tuesday night.

With England playing Wales in the World Cup I must admit I was worried we may have had to cancel Tuesday. However thanks to some quick replies from all we soon realised we had 20 on the grid, so were able to run. OK some were watching the match on their phones, but it certainly didn't cause any problems on the night. Thanks to all for your great support and great to see England win 3-0.

Nick Sismey



Front Cover: Angus Smith and Lee Pateman both won at Knockhill, but Angus took the Championship

Derby HO Racing Club		Committee...2022		Derby HO Racing Club	
DHORC				DHORC	
Home of HO Le Mans				Home of HO Le Mans	
Chairman / Treasurer	Nick Sismey	M 07984 339 192		sismey80@hotmail.co.uk	
Vice Chairman	Phil Rees	M 07912 378 652		dhorcman.p.r@ntlworld.com	
Secretary	Laura Edwards	M 07501 217 254		laurabubbles07@hotmail.co.uk	
Spares	Geoff Peach	M 07443 585 902		geoff@geoffpeach.com	
Race Control/Scrutineer	John Lamb	M 07758 917 497		john.lamb22@ntlworld.com	
Race Control	Liam Smith	M 07477 698 158		liam-smith-93@hotmail.co.uk	
Race Control	Darryn Mutch	M 07954 741 677		darrynmutch@live.co.uk	
Scrutineer	Angus Smith	M 07591 813 431		angus@angussmith500.plus.com	
Scrutineer	Dean Garbett	M 07964 854 084		garbett@sky.com	

ROLLS-ROYCE SLOT CAR MAGAZINE IS PUBLISHED AND COPYRIGHT 2022 BY DHORC, AND NO PORTION MAY BE REPRODUCED OR TRANSMITTED WITHOUT WRITTEN PERMISSION, AND MAY CONTAIN ARTICLES AND GRAPHICS REPRINTED WITH THE PERMISSION OF THE ORIGINAL COPYRIGHT HOLDER, WHO RETAINS ALL RIGHTS,

Contents656

Page	Details
003	Editorial
004	Contents
005	News & Views Including..... 1. Acknowledgements 2. Angus takes third straight Adult Championship 3. UK Winter Slot Car Market - 04Dec22
006	2022 Calendar
008	2022 Winners & Continuous Club Night Attendance Records
009	DHORC Official Clothing
010	Slot Cars & Spares
011	Razorlite Lexans HO
012	Race Report – Knockhill GC – 29th November 2022 - Round 26 of 28 Including..... Page 21 - Race Results Page 27 - Best Results Page 35 - Championship Tables
043	Members' Statistics
056	Next Race - Oulton Park – 13th December 2022 - Rounds 27 & 28 of 28
061	Razorlite Lexans HO Catalogue

www.slotcarsdirect.com

Slot Cars Direct are proud to be the HO parts supplier to Derby HO Racing Club, keeping them in Tip Top Form for a great nights racing.



We stock parts for and from manufacturers like:
ViperVSR, WIZZARDHO, Tomy AFX, AuroraAFX, Tyco, Mattel, Matchbox, Ideal TCR, Micro Scalextric, Marchon, Silicone Tyres, Lexan Bodies, BSRT, HC Venom Products, Special Lexan Mounting Clips.

News & Views.....656

1. Acknowledgements for DHORC 656

Phil Rees	Parc Ferme & Everything Else	Lee Pateman	Packing Away
Angus Smith	Setting Up & Packing Away	Lewis Blacker	Packing Away
Stuart Gray	Setting Up & Packing Away	Adam Turnbull	Packing Away
Dan Hughes-Dowd	Setting Up & Packing Away	JJ Hughes-Dowd	Packing Away
John Lamb	Setting Up	Dean Garbett	Packing Away
Dan Turnbull	Race Control & Packing Away	Reuben Litherland	Packing Away
Geoff Peach	Car Preparation & Spares	Chris Cooper	Packing Away
Russell Lawson	Chocolates	Jacob Lawson	Distributing Chocolates

2. Angus takes third straight Adult Championship

Congratulations to **Angus Smith** who took his third straight Adult Championship on Tuesday night after winning the GC race at Knockhill. **Lee Pateman** kept him honest throughout the year, winning his eighth race of the season with the Knockhill F1 victory. This put him even on wins with Angus until the latter took his ninth later in the night. Angus wins the Championship by at least eight points even if Lee scores maximum points in the last two Club Nights on 13Dec22 and Angus doesn't score.


Angus is one of only three of us who raced in the very first DHORC race on 07Jul92, winning eight Club Nights in the first 45 races he attended. He then parted ways at the end of 1996 at DHORC 54. Just over 20 years later I saw Angus on the stairs at work and suggested he should return. I was pleased he did, at DHORC 542 in the middle of 2017. Since then he has gone onto win another 34 times and taken three Championships plus numerous Poles, fastest laps and race laps. He was instrumental in the forming of DHORC in the early 90s and continues to be a great sounding board as we take the club through the 21st century. Congratulations again Angus, and thanks for your great support.













Derby HO Racing Club
Home of HO Le Mans

Calendar 2022



Derby HO Racing Club
Home of HO Le Mans

Day	Date	Location	Round	Round	Track / Event	
Tuesday	11-Jan	Table Tennis Room	1 (F1)	2 (GC)	Long Beach (NEW)	
Tuesday	01-Feb	Table Tennis Room	3 (F1)	4 (GC)	Donington Park (NEW)	
Tuesday	22-Feb	Table Tennis Room	5 (F1)	6 (GC)	Nashville (NEW)	
Tuesday	15-Mar	Table Tennis Room	7 (F1)	8 (GC)	Zandvoort (NEW)	
Tuesday	05-Apr	Table Tennis Room	9 (F1)		Mallory Park	
Sat/Sun	23/24Apr	Donington Park	Corporate 1		British Touring Car Championship	
Tuesday	26-Apr	Table Tennis Room	10 (F1)	11 (GC)	Dijon	
Thursday	05-May	Donington Park	Corporate 2		Olleco	
Tuesday	17-May	Table Tennis Room	12 (GC)		Knockhill	
Sunday	29-May	Donington Park	Corporate 3		British GT Championship	
Tuesday	07-Jun	Table Tennis Room	13 (F1)	14 (GC)	Oulton Park (NEW)	
Tuesday	28-Jun	Table Tennis Room	15 (F1)	16 (GC)	Long Beach	
Tuesday	02-Aug	Table Tennis Room	Corporate 4		Rolls-Royce Trent 7000 Engineering	
Tuesday	09-Aug	Table Tennis Room	17 (F1)	18 (GC)	Donington Park	
Sat/Sun	20/21Aug	Donington Park	Corporate 5		Convoy In The Park	
Monday	29-Aug	Donington Park	Corporate 6		Tunerfest	
Tuesday	13-Sep	Table Tennis Room	--	--	Nashville - Cancelled	
Tuesday	27-Sep	Table Tennis Room	19 (F1)	20 (GC)	Zandvoort	
Wednesday	28-Sep	Table Tennis Room	Corporate 7		ALTEN	
Tuesday	18-Oct	Table Tennis Room	21 (F1)	22 (GC)	Mallory Park	
Tuesday	08-Nov	Table Tennis Room	23 (F1)	24 (GC)	Dijon	
Tuesday	15-Nov	Table Tennis Room			AGM - HO & Carrera Digital	
Tuesday	29-Nov	Table Tennis Room	25 (F1)	26 (GC)	Knockhill	
Tuesday	13-Dec	Table Tennis Room	27 (F1)	28 (GC)	Oulton Park	









Derby HO Racing Club
Home of HO Le Mans





Derby HO Racing Club
Home of HO Le Mans



Day	Date	Location	Rounds*	Track	
Tuesday	18-Jan	Table Tennis Room	1 2 3	Sebring	
Tuesday	15-Feb	Table Tennis Room	4 5 6	Sebring	
Tuesday	22-Mar	Table Tennis Room	7 8 9	Sebring	
Tuesday	29-Mar	Table Tennis Room	Test Night	Sakhir	
Tuesday	12-Apr	Table Tennis Room	10 11 12	Sakhir	
Tuesday	31-May	Table Tennis Room	13 14 15	Sakhir	
Tuesday	21-Jun	Table Tennis Room	16 17 18	Sakhir	
Tuesday	26-Jul	Table Tennis Room	Test Night	Daytona Infield	
Tuesday	16-Aug	Table Tennis Room	19 20 21	Daytona Infield	
Tuesday	23-Aug	Table Tennis Room	22 23 24	Daytona Infield	
Tuesday	20-Sep	Table Tennis Room	-- -- --	Daytona Infield - Cancelled	
Tuesday	11-Oct	Table Tennis Room	Test Night	Fuji	
Tuesday	25-Oct	Table Tennis Room	25 26 27	Fuji	
Tuesday	15-Nov	Table Tennis Room		AGM - HO & Carrera Digital	
Tuesday	22-Nov	Table Tennis Room	28 29 30	Fuji	
Tuesday	06-Dec	Table Tennis Room	31 32 33	Fuji	

Key:

- 24 or less HO racers then double finals, 25 and above then single finals
- * Could be more than three Digital Rounds on a night, depending on attendance.

Note: 65% of HO Rounds count towards DHORC Championship which equals 18

Note: 65% of Digital Rounds count towards Carrera Championship which equals 21

3. UK Winter Slot Car Market – 04Dec22

Phil Rees, Angus Smith and I spent a couple of hours at above on Sunday. While it was great to see former Le Mans racers **Andy Abbott, Peter & Tony Baldock, Ian Grinham** and **Rob Heaton** together with our former contact at Hornby (Scalextric) **Adrian Norman**, there was very little in HO or Carrera Digital that interested us. While Angus and Phil bought some cars etc DHORC's only purchase was a very nice Dunlop bridge for our Carrera Digital Le Mans track running in June'23.

A vibrant poster for the UK Winter Slot Car Market. The top half features the event title in large, bold, yellow and white letters. Below the title is a dynamic illustration of slot car racers in action, with a prominent red car in the foreground. The bottom half of the poster contains event details in white and yellow text, including the date, time, location, and website.

UK WINTER
SLOT CAR
MARKET

Sunday 4th December 2022
10am – 4pm at the British Motor Museum, Gaydon
ENTRANCE WILL BE VIA THE REAR CAR PARK – DOES NOT INCLUDE ADMISSION TO MUSEUM
**NEW SPACIOUS SWAP MEET LAYOUT TO ENSURE
NO OVERCROWDING AND GREAT SOCIAL DISTANCING!**
BRITISH MOTOR MUSEUM, BANBURY ROAD GAYDON, LIGHTHORNE HEATH, WARWICK CV35 0BJ
FOR MORE DETAILS ABOUT THE EVENT. CHECK OUT OUR WEBSITE:
www.ukslotcarfestival.co.uk

Nick Sismey

Winners 2022

F1 Qualifies on Yellow & Red, GC on Green & Blue Lanes up to Round 14

Day	Date	Rnd	Track	Final	Adults	Masters	Juniors	Wooden
Tue	11-Jan	1	Long Beach	F1	P Rees	P Rees	J Lawson	J Lamb
Tue	11-Jan	2	Long Beach	GC	L Pateman	N Sismey	J Lawson	L Blacker
Tue	01-Feb	3	Donington Park	F1	A Smith	A Smith	J Lawson	J Lamb (2)
Tue	01-Feb	4	Donington Park	GC	L Pateman	A Smith	L Bowles	R Masters
Tue	22-Feb	5	Nashville	F1	A Turnbull	N Sismey	L Bowles	A Thompson
Tue	22-Feb	6	Nashville	GC	A Smith	A Smith	L Bowles	A Thompson
Tue	15-Mar	7	Zandvoort	F1	S Goodlip	P Rees	L Bowles	A Thompson
Tue	15-Mar	8	Zandvoort	GC	A Smith	A Smith	L Bowles	A Thompson
Tue	05-Apr	9	Mallory Park	F1	S Goodlip	A Smith	L Bowles	S Kerr
Tue	26-Apr	10	Dijon Prenois	F1	S Goodlip	P Rees	J Thompson	A Thompson
Tue	26-Apr	11	Dijon Prenois	GC	L Pateman	A Smith	H Smith	S Kerr (2)
Tue	17-May	12	Knockhill	GC	A Smith	A Smith	L Bowles	A Thompson
Tue	07-Jun	13	Oulton Park	F1	S Goodlip (4)	N Sismey	J Lawson	A Thompson
Tue	07-Jun	14	Oulton Park	GC	L Pateman	A Smith	H Smith (2)	A Thompson
Tue	28-Jun	15	Long Beach	F1	N Sismey	N Sismey (4)	L Bowles	A Thompson
Tue	28-Jun	16	Long Beach	GC	L Pateman	A Smith	L Bowles	A Thompson
Tue	09-Aug	17	Donington Park	F1	A Smith	A Smith	J Woodhouse	A Woodhouse
Tue	09-Aug	18	Donington Park	GC	L Pateman	A Smith	L Bowles	A Woodhouse (2)
Tue	27-Sep	19	Zandvoort	F1	A Turnbull (2)	A Smith	E Doyle	L Blacker
Tue	27-Sep	20	Zandvoort	GC	A Smith	A Smith	J Lawson	L Blacker (3)
Tue	18-Oct	21	Mallory Park	F1	A Smith	A Smith	L Bowles	D Hughes-Dowd
Tue	18-Oct	22	Mallory Park	GC	R Litherland	A Smith	L Bowles	D Hughes-Dowd (2)
Tue	08-Nov	23	Dijon Prenois	F1	A Smith	A Smith	L Bowles	A Stevenson
Tue	08-Nov	24	Dijon Prenois	GC	L Pateman	A Smith	L Bowles (14)	A Stevenson
Tue	29-Nov	25	Knockhill	F1	L Pateman (8)	P Rees (4)	J Lawson	A Stevenson (3)
Tue	29-Nov	26	Knockhill	GC	A Smith (9)	A Smith (18)	J Lawson (7)	A Thompson (11)
Tue	13-Dec	27	Oulton Park	F1				
Tue	13-Dec	28	Oulton Park	GC				

Race Winners



Adults



Angus Smith
Adults

Masters



Angus Smith
Masters

Juniors



Jacob Lawson
Juniors

Wooden



Andrew Thompson
Wooden

Continuous Club Night Attendance Records

Members below have built up ten or more continuous Club Night attendances, including DHORC 656:-

Nick Sismey	205 Club Nights	Phil Rees	43	Lewis Blacker	28
Stuart Gray	26	Angus Smith	24	Dan Turnbull	20

Record Continuous Club Night Attendance	Nick Sismey	205
Record Continuous Evening Attendance	Nick Sismey	186
Record Continuous Club Night Attendance from 1st Race	Martin Allsopp	131

Derby HO Racing Club

dherc

Home of HO Le Mans *Sponsored by* **HARDEN CREEK**
SLOTCARS

Official Clothing



Please contact Nick Sismey



Slot Cars & Spares



Open Wheel (F1)

Chassis	£10.00
Car (+ £7.5 if Painted)	£15.00
Resin Shell (+ £7.5 if Painted)	£6.00
Pickup Shoes (Pair)	£1.00
Pickup Springs	£0.25
Pinion Gear	£1.00
Front Tyres (Pair)	£1.50
Front Axle	£2.00
Brush Springs (Pair)	£1.00
Brushes (Pair)	£1.00
Motor Magnets (Pair)	£2.45
Bulkhead	£5.00
Armature	£4.00
Crown Gear	£2.00
Rear Tyres (Pair)	£2.00
Rear Axle	£3.00
Guide Pins	£1.00
Traction Magnets (Pair)	£2.00
Brush Tubes (Pair)	£2.00



Enclosed Wheel (GC)

#902 G3 or VSR Chassis	£30.00	(1st one £20)
Wet Weather V-Jet	£31.50	
Painted Lexan Body	£7.50+	
#250B G3 Pickup Shoes (Pair)	£1.00	
Pickup Springs	£0.25	
#417 7T Delrin Pinion Gear	£1.00	
SGP Black Pinion	£0.30	
#950 G3 Front Tyres (Pair)	£1.50	
Front Axle, Wheels and Tyres	£4.00	
Rear Axle and Washer	£5.50	
Rear Double Flanged Hubs (Pair)	£3.50	
#925 G3 Endbell	£6.00	
Armature	£4.00	
24T Delrin Crown Gear	£2.00	
Spacer washer	£0.25	
22T VSR Crown Gear	£2.00	
Rear Tyres (Pair)	£2.00	
#941 Guide Pins	£1.00	
Front Wheels (Pair)	£2.00	
VSR Pro Blank Chassis	£8.50	
Front Axle, Hubs & 'O' Rings	£3.00	



Updated 30Sep18



Visit our
Facebook Page
or the back of
this magazine



Clear plastic bodies to suit a variety of HO
chassis. Many not found elsewhere



Race Report



Round 26

Knockhill – GC

29th November 2022

Round 12

Knockhill (Scotland)

Rounds 25&26

Previous Results

				Adults	1st	2nd	3rd
DHORC 621 F1	07-Sep	2021	83'4"	S Goodlip	P Rees	N Sismey	
DHORC 622 GC	07-Sep	2021	83'4"	S Goodlip	R Litherland	P Rees	
DHORC 629 F1	30-Nov	2021	83'4"	P Rees	A Smith	A Turnbull	
DHORC 630 GC	30-Nov	2021	83'4"	A Smith	R Litherland	A Turnbull	
DHORC 642	17-May	2022	83'4"	A Smith	L Pateman	A Turnbull	
DHORC 655 F1	29-Nov	2022	83'4"	L Pateman	P Rees	A Turnbull	
DHORC 656 GC	29-Nov	2022	83'4"	A Smith	R Litherland	L Pateman	
				Juniors	1st	2nd	3rd
DHORC 621 F1	07-Sep	2021	83'4"	J Lawson	H Smith	N/A	
DHORC 622 GC	07-Sep	2021	83'4"	H Smith	J Lawson	N/A	
DHORC 629 F1	30-Nov	2021	83'4"	H Smith	J Lawson	N/A	
DHORC 630 GC	30-Nov	2021	83'4"	H Smith	J Lawson	N/A	
DHORC 642	17-May	2022	83'4"	L Bowles	H Smith	J Thompson	
DHORC 655 F1	29-Nov	2022	83'4"	J Lawson	JJ Hughes-Dowd	J Thompson	
DHORC 656 GC	29-Nov	2022	83'4"	J Lawson	JJ Hughes-Dowd	J Thompson	

Circuit Records

Lap Length 83'4"

Qualifying

F1/GC	A Smith	17May22
	146.7 Laps	
F1	P Rees	30Nov21
	63.0 Laps	
GC	A Smith	30Nov21
	82.0 Laps	

Fastest Laps

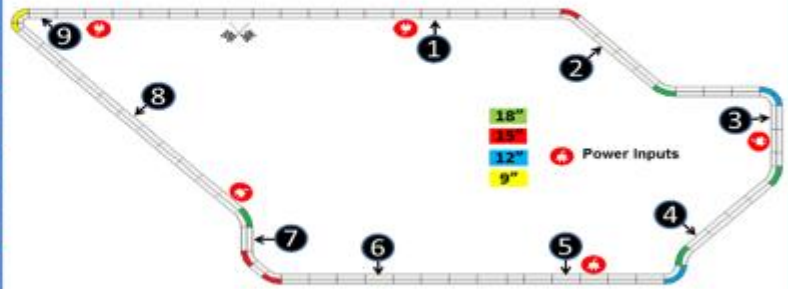
F1	A Smith	30Nov21
	4.64 Secs	
GC	A Smith	29Nov22
	3.52 Secs	

Race Laps

F1	P Rees	30Nov21
	34.7 Laps	
GC	A Smith	30Nov21
	45.9 Laps	

Final Points

7.5 Points	A Smith	30Nov21
-------------------	---------	---------



DHORC 655 & 656





Angus Smith took his ninth win of the year and third Championship from Lee Pateman. Dean Garbett is just pleased with his new 500 Race Start polo shirt!

GC Finals ADULT REPORT GC Finals

Angus takes home 3rd Championship

'A' Final – **Angus Smith** recorded his third Championship in four years (there was no Championship in 2020 due to COVID) on Tuesday night thanks to his ninth win of the year and **Lee Pateman** finishing third. Even with two maximum scores in the last two Club Nights of the year on 13Dec22 Lee can only get to within eight points of Angus' current score. So it is a big congratulations to Angus who has taken 27 wins over the last four years to achieve this goal. Lee prevented Angus from taking a maximum points haul by setting the fastest lap in Qualifying. However Angus went quicker in the 'A' Final to not only take his 51st fastest lap but also to break Lee's track record set on 17May22 by 0.02 seconds leaving it at 3.52 seconds. Angus is now third in all time fastest laps and sixth in wins with 42.

Between these two was GC specialist **Reuben Litherland** who improved on his third placed grid slot to take second 0.3 laps ahead of Lee. Angus had lapped them both nearly four times! **Adam Turnbull** won his second 'B' Final of the night here, eating even more into **Phil Rees'** lead at the top of the DHORC Final Challenge, now just four points between the two, as Adam took fourth.

Derby HO Racing Club
dherc
 Home of HO Le Mans

Round 26 - ADULTS
Knockhill GC - Scotland
 29th November 2022

2nd Reuben Litherland	1st Angus Smith	3rd Lee Pateman
---------------------------------	---------------------------	---------------------------



Stuart Gray and Andrew Thompson in command of their marshalling posts!



'B' Final – Phil was in fact second to Adam in the 'B', 1.8 laps the gap. **Dean Garbett** did one better than in F1, finishing sixth overall after winning the 'C' Final while **Lewis Blacker** almost equalled his PB of sixth in F1 earlier with seventh. That first 'A' Final appearance can't be far away!

'C' Final – **Dan Turnbull** fared better than F1, two places better in fact, with eighth, being only 1.1 laps shy of 'C' winner Lewis. **Russell Lawson** did much, much better than F1, where he came 15th. Reaching the 'C' Final, after a calculated win in the 'D', meant at worst he could be 10th. However he even improved on that taking ninth and was only 0.1 laps away from taking eighth! **Chris Cooper** went one place better than the previous Club Night with tenth here.

'D' Final – **Nick Sismey** still felt someone else was driving his cars for the second evening in a row. Having built up a lap lead on Russell he then just threw it all away with two enormous offs that saw marshals scabbling on the floor. It was certainly back to the drawing board as Russell and Nick shook hands. **Stuart Gray** watched this all unfold as he paced himself into 12th keeping 'E' Final winner **JJ Hughes-Dowd** at bay by 6.2 laps. This was JJ's third straight Final win over the last three Club Nights; it took him from 16th on the grid to 13th at the flag.

'E' Final – **Jacob Lawson** wasn't able to match his Junior 'A' Final victory over JJ here in the Adults, despite a better score, with JJ taking the win by 1.4 laps, 2.7 more than he recorded in the Junior 'A'. A score that would have broken the Junior laps record! **Dan Hughes-Dowd** couldn't match his younger opponents as he took 15th again.

'F' Final – **Alan Stevenson** finally made his better grid slot work to his advantage, taking his first early Final by 2.4 laps from **Andrew Thompson**, who with his 11th Wooden Spoon takes home the Championship silverware!

MASTERS REPORT

Angus returns to the top of the pile

After a one race blip Angus was back at the top of the pile with his 18th win of the year ahead of Phil, Dean, Nick and Stuart.



Tommy Tyco



**JJ Hughes-Dowd, Timmy Stevenson, Ella Doyle and Jamie Thompson Qualifying above,
Jacob Lawson, Andrew, Russell Lawson and Alan Stevenson below,
while Dan Turnbull manages Race Control**



JUNIOR REPORT

Jacob doubles up!

'A' Final – **Jacob Lawson** made it two out of two at Knockhill on the night with his second win at the Scottish venue. This time he took it straight from Pole, which he took by no less than 7.7 laps. However **JJ Hughes-Dowd** stepped it up in the Final. Setting his first career fastest lap JJ got to within 0.5 laps of Jacob's total. This was JJ's third straight second place, will he be able to move up one more place before year end?

Jacob's seventh win of the year secures him second in the Championship while **Jamie Thompson's** third straight third at Knockhill locks him into third place overall in 2022. Lapping on pace with his older competitors just a little more consistency will certainly see him back on the top step once again! It only seemed like yesterday that **Ella Doyle** joined the fray but her race to fourth in the 'A', after winning the 'B', was her 50th race start!



'B' Final – **Timmy Stevenson** ran his new tiger inspired colour schemed Porsche 917 on Tuesday night. Again he was fifth overall but boy is he going to take on everyone more and more as he builds up his experience. A certain future champion in the offing!

Tommy Tyco



Timmy was so pleased with his Tiger liveried Porsche 917, painted by Phil Rees

Race Results



Who Came Where?

Who Scored What?



Reuben Litherland returned after missing Dijon to take second place

DERBY H:O RACING CLUB CHAMPIONSHIP RACE 656																	
Knockhill GC - 29 November 22 - Round 26																	
MASTER POINTS TABLE (NM = NON MEMBER)																	
QUALIFYING						FASTEST LAPS						POINTS TOTAL					
POS	JUNIOR	LAPS	ADULT	PTS	ADULT	POS	ADULT	TIME	MPH	POS	ADULT	LAPS	ADULT	PTS	ADULT	PTS	
1	A Smith (M)	79.8	1	A Smith (M)	45	1	A Smith (M)	3.52	16.141	1	A Smith (M)	44.7	1	A Smith (M)	48	48	
2	L Pateman	78.2	2	R Litherland	38	2	L Pateman	3.62	15.695	2	R Litherland	40.9	2	R Litherland	38	38	
3	R Litherland	75.9	3	L Pateman	34	3	R Litherland	4.06	13.994	3	L Pateman	40.6	3	L Pateman	36	36	
4	A Turnbull	70.8	4	A Turnbull	31	4	D Garbett (M)	4.12	13.790	4	A Turnbull	36.6	4	A Turnbull	31	31	
5	P Rees (M)	69.2	5	C Cooper	29	5	C Cooper	4.14	13.724	5	D Garbett (M)	36.1	5	P Rees (M)	29	29	
6	L Blacker	66.3	6	D Garbett (M)	28	6	N Sismey (M)	4.34	13.091	6	D Turnbull	35.0	6	D Garbett (M)	28	28	
7	D Turnbull	64.8	7	L Blacker	27	7	L Blacker	4.41	12.883	7	R Lawson	34.9	7	L Blacker	27	27	
8	D Garbett (M)	64.6	8	D Turnbull	26	8	A Turnbull	4.62	12.298	8	P Rees (M)	34.8	8	D Turnbull	26	26	
9	C Cooper	63.3	9	R Lawson	25	9	D Turnbull	4.71	12.063	9	L Blacker	34.1	9	R Lawson	25	25	
10	R Lawson	61.2	10	C Cooper	24	10	R Lawson	4.74	11.886	10	C Cooper	34.0	10	C Cooper	24	24	
10	N Sismey (M)	61.2	11	N Sismey (M)	23	11	P Rees (M)	4.78	11.866	11	JJ Hughes-Dowd	33.4	11	N Sismey (M)	23	23	
12	S Gray (M)	57.6	12	S Gray (M)	22	12	JJ Hughes-Dowd	4.90	11.595	12	J Lawson	32.0	12	S Gray (M)	22	22	
13	J Lawson	56.3	13	JJ Hughes-Dowd	21	13	D Hughes-Dowd	4.99	11.386	13	N Sismey (M)	31.6	13	JJ Hughes-Dowd	21	21	
14	A Stevenson	53.3	14	J Lawson	20	14	J Lawson	5.03	11.295	14	S Gray (M)	30.3	14	J Lawson	20	20	
15	A Thompson	48.8	15	D Hughes-Dowd	19	15	A Stevenson	5.06	11.228	15	A Stevenson	29.8	15	D Hughes-Dowd	19	19	
16	JJ Hughes-Dowd	48.6	16	A Stevenson	18	16	S Gray (M)	5.15	11.032	16	D Hughes-Dowd	28.9	16	A Stevenson	18	18	
17	D Hughes-Dowd	45.7	17	A Thompson	17	17	A Thompson	5.22	10.884	17	A Thompson	28.0	17	A Thompson	17	17	
QUALIFYING						FASTEST LAPS						POINTS TOTAL					
POS	JUNIOR	LAPS	ADULT	PTS	ADULT	POS	JUNIOR	TIME	MPH	POS	JUNIOR	LAPS	ADULT	PTS	ADULT	PTS	
1	J Lawson	56.3	1	J Lawson	45	1	JJ Hughes-Dowd	5.04	11.273	1	J Lawson	31.2	1	J Lawson	50	50	
2	JJ Hughes-Dowd	48.6	2	JJ Hughes-Dowd	38	2	J Lawson	5.14	11.054	2	JJ Hughes-Dowd	30.7	2	JJ Hughes-Dowd	38	38	
3	J Thompson	47.5	3	J Thompson	34	3	J Thompson	5.44	10.444	3	J Thompson	27.2	3	J Thompson	34	34	
4	E Doyle	43.3	4	E Doyle	31	4	E Doyle	5.84	9.729	4	E Doyle	24.2	4	E Doyle	31	31	
5	T Stevenson	39.5	5	T Stevenson	29	5	T Stevenson	6.81	8.343	5	T Stevenson	20.2	5	T Stevenson	29	29	

Final Points		
POS	ADULT	PTS
1	D Garbett (M)	3.0
1	R Lawson	3.0
3	A Turnbull	2.5
3	JJ Hughes-Dowd	2.5
5	A Smith (M)	2.0
6	R Litherland	1.5
6	P Rees (M)	1.5
6	D Turnbull	1.5
6	N Sismey (M)	1.5
6	J Lawson	1.5
11	L Pateman	1.0
11	S Gray (M)	1.0
11	D Hughes-Dowd	1.0
14	L Blacker	0.5
14	C Cooper	0.5
16	A Stevenson	0.0
16	A Thompson	0.0

FINAL POINTS		
POS	ADULT	PTS
1	E Doyle	2.5
2	J Lawson	2.0
3	JJ Hughes-Dowd	1.5
3	T Stevenson	1.5
5	J Thompson	1.0



Ella and Jamie both finished in the 'A', Ella 4th and Jamie (about to marshal that F1) 3rd



CL		NAME		YELLOW		RED		QUAL		FIN		FINAL 1		FINAL 2		FINAL 3		FINAL 4		BEST		TOTAL	
				LAPS	TIME	LAPS	TIME	LAPS	TIME	LAPS	PTS	POS	FIN	LAPS	TIME	LAPS	TIME	LAPS	TIME	LAPS	TIME	LAPS	TIME
A	A	A Smith (M)		39.4	4.24	40.4	3.97	79.8	A1	2.0	44.7	3.52							44.7	3.52	124.5		
A	L	L Pateman		39.9	3.92	38.3	3.76	78.2	A3	1.0	40.6	3.62							40.6	3.62	118.8		
A	R	R Litherland		38.3	4.06	37.6	4.42	75.9	A2	1.5	40.9	4.08							40.9	4.06	116.8		
A	A	A Turnbull		35.3	4.74	35.5	4.79	70.8	A4	2.5	36.2	4.66	36.6	4.62					36.6	4.62	143.6		
A	P	P Rees (M)		34.7	4.79	34.5	4.78	69.2	B2	1.5	34.8	4.95							34.8	4.78	104.0		
A	L	L Blacker		32.2	4.53	34.1	4.41	66.3	B4	0.5	27.9	4.68							34.1	4.41	94.2		
A	D	D Turnbull		31.0	4.91	33.8	4.71	64.8	C2	1.5	35.0	4.76							35.0	4.71	99.8		
A	D	D Garbett (M)		35.3	4.48	29.3	4.12	64.6	B3	3.0	36.1	4.69	31.2	4.34					36.1	4.12	131.9		
A	C	C Cooper		29.3	4.66	34.0	4.14	63.3	C4	0.5	28.2	4.58							34.0	4.14	91.5		
A	R	R Lawson		29.4	5.23	31.8	4.78	61.2	C3	3.0	32.2	4.91	34.9	4.74					34.9	4.74	128.3		
A	N	N Sismey (M)		29.8	4.84	31.4	4.58	61.2	D2	1.5	31.6	4.34							31.6	4.34	92.8		
A	S	S Gray (M)		27.3	5.92	30.3	5.15	57.6	D3	1.0	29.3	5.21							30.3	5.15	86.9		
A	J	J Lawson		25.7	5.14	30.6	5.31	56.3	E2	1.5	32.0	5.03							32.0	5.03	32.0		
A	A	A Stevenson		26.7	5.45	26.6	5.61	53.3	F1		29.8	5.06							29.8	5.06	83.1		
A	A	A Thompson		20.8	5.81	28.0	5.61	48.8	F2		27.4	5.22							28.0	5.22	76.2		
A	JJ	JJ Hughes-Dowd		23.4	5.52	25.2	5.43	48.6	D4	2.5	33.4	4.90	23.1	5.39					33.4	4.90	56.5		
A	D	D Hughes-Dowd		21.8	5.93	23.9	5.39	45.7	E3	1.0	28.9	4.99							28.9	4.99	74.6		
J	J	J Lawson		25.7	5.14	30.6	5.31	56.3	A1	2.0	31.2	5.29							31.2	5.14	87.5		
J	JJ	JJ Hughes-Dowd		23.4	5.52	25.2	5.43	48.6	A2	1.5	30.7	5.04							30.7	5.04	79.3		
J	J	J Thompson		20.3	6.10	27.2	5.73	47.5	A3	1.0	25.4	5.44							27.2	5.44	72.9		
J	E	E Doyle		20.4	6.84	22.9	6.13	43.3	A4	2.5	24.2	5.84	21.4	6.48					24.2	5.84	88.9		
J	T	T Stevenson		19.3	7.65	20.2	6.81	39.5	B2	1.5	14.8	7.05							20.2	6.81	54.3		
TOTAL FEET																169,859.9		TOTAL LAPS		2,038.4			



“Yes, so this is how I set my HO cars up to run so fast!”

Everyone's
Best Results
At This Circuit



What are my Best Scores?
Who Have I Beaten?




**“Do you want me to slow JJ’s cars down when Geoff has finished with them?”,
Phil Rees asks Dan Hughes-Dowd**



Adam Turnbull finished in the ‘A’ Final in both F1 and GC

Knockhill Best Off Chart 1

Qualifying Combined					Final Points			
Pos	Adult	Laps	MPH	Date	Pos	Adult	Pts	Date
1	A Smith (M)	146.7	11.577	17-May-22	1	A Smith	7.5	30-Nov-21
2	L Pateman	145.9	11.514	17-May-22	2	L Pateman	4.5	07-Sep-21
3	S Goodlip	139.6	11.016	17-May-22	3	S Goodlip	4.0	07-Sep-21
4	A Turnbull	135.8	10.716	17-May-22	4	R Litherland	3.5	30-Nov-21
5	C Bowles	135.2	10.669	17-May-22	4	C Cooper	3.5	30-Nov-21
6	N Sismey (M)	134.8	10.638	17-May-22	6	G Peach (M)	3.0	30-Nov-21
7	D Garbett (M)	131.1	10.346	17-May-22	6	A Turnbull	3.0	17-May-22
8	P Rees (M)	131.0	10.338	17-May-22	6	L Blacker	3.0	29-Nov-22
9	G Peach (M)	128.7	10.156	17-May-22	6	R Lawson	3.0	29-Nov-22
10	D Turnbull	121.5	9.588	17-May-22	6	D Garbett (M)	3.0	29-Nov-22
11	L Smith	120.0	9.470	17-May-22	6	JJ Hughes-Dowd	3.0	29-Nov-22
12	J Lamb	118.9	9.383	17-May-22	12	P Rees (M)	2.5	17-May-22
13	L Blacker	113.6	8.965	17-May-22	12	L Smith	2.5	17-May-22
14	S Gray (M)	113.4	8.949	17-May-22	12	L Edwards	2.5	17-May-22
15	D Edwards	111.6	8.807	17-May-22	15	S Smith	1.5	07-Sep-21
16	L Edwards	110.5	8.720	17-May-22	15	S Gray (M)	1.5	07-Sep-21
17	S Smith	101.8	8.033	17-May-22	15	J Lamb	1.5	17-May-22
18	S Kerr	96.6	7.623	17-May-22	15	D Edwards	1.5	17-May-22
19	A Thompson	92.3	7.284	17-May-22	15	C Bowles	1.5	17-May-22
20	M Dutson	81.0	6.392	17-May-22	15	N Sismey (M)	1.5	29-Nov-22
21	C Cooper	N/A	N/A	N/A	15	D Turnbull	1.5	29-Nov-22
21	D Hughes-Dowd	N/A	N/A	N/A	15	J Lawson	1.5	29-Nov-22
21	JJ Hughes-Dowd	N/A	N/A	N/A	23	M Dutson	1.0	17-May-22
21	J Lawson	N/A	N/A	N/A	23	D Hughes-Dowd	1.0	29-Nov-22
21	R Lawson	N/A	N/A	N/A	25	S Kerr	0.0	17-May-22
21	R Litherland	N/A	N/A	N/A	25	A Thompson	0.0	17-May-22
21	A Stevenson	N/A	N/A	N/A	25	A Stevenson	0.0	29-Nov-22
Pos	Junior	Laps	MPH	Date	Pos	Junior	Pts	Date
1	H Smith	109.4	8.633	17-May-22	1	J Thompson	3.0	29-Nov-22
2	L Bowles	103.5	8.168	17-May-22	2	T Kerr	2.5	17-May-22
3	J Thompson	83.0	6.550	17-May-22	2	E Doyle	2.5	29-Nov-22
4	T Kerr	78.2	6.171	17-May-22	4	J Lawson	2.0	07-Sep-21
5	E Doyle	75.9	5.990	17-May-22	4	H Smith	2.0	07-Sep-21
6	JJ Hughes-Dowd	N/A	N/A	N/A	4	L Bowles	2.0	17-May-22
6	J Lawson	N/A	N/A	N/A	7	JJ Hughes-Dowd	1.5	29-Nov-22
6	T Stevenson	N/A	N/A	N/A	7	T Stevenson	1.5	29-Nov-22



It felt like a busy night




Angus giving Jacob lessons on car part names

Knockhill Best Off Chart 2 - F1

Qualifying					Fastest Laps					Race Laps				
Pos	Adult	Laps	MPH	Date	Pos	Adult	Time	MPH	Date	Pos	Adult	Laps	MPH	Date
1	L Pateman	66.9	10.559	29-Nov-22	1	A Smith	4.64	12.245	30-Nov-21	1	P Rees (M)	34.7	10.953	30-Nov-21
2	P Rees (M)	65.2	10.290	29-Nov-22	2	D Garbett (M)	4.68	12.141	17-May-22	2	S Goodlip	34.3	10.827	07-Sep-21
3	A Smith	64.1	10.117	29-Nov-22	3	P Rees (M)	4.78	11.887	30-Nov-21	3	L Pateman	34.2	10.795	29-Nov-22
4	A Turnbull	62.5	9.864	29-Nov-22	4	S Goodlip	4.84	11.739	07-Sep-21	4	D Garbett (M)	32.7	10.322	17-May-22
5	D Garbett (M)	59.7	9.422	07-Sep-21	4	A Turnbull	4.84	11.739	30-Nov-21	5	A Smith	32.4	10.227	30-Nov-21
6	N Sismey (M)	59.3	9.359	30-Nov-21	6	L Pateman	4.86	11.691	29-Nov-22	5	C Bowles	32.4	10.227	17-May-22
7	D Turnbull	55.6	8.775	30-Nov-21	7	D Edwards	5.08	11.185	17-May-22	5	A Turnbull	32.4	10.227	29-Nov-22
8	G Peach (M)	55.2	8.712	30-Nov-21	8	N Sismey (M)	5.14	11.054	29-Nov-22	8	N Sismey (M)	31.6	9.975	30-Nov-21
9	L Blacker	53.9	8.507	29-Nov-22	9	C Bowles	5.19	10.948	17-May-22	9	L Blacker	31.2	9.848	29-Nov-22
10	S Goodlip	53.1	8.381	07-Sep-21	10	G Peach (M)	5.30	10.720	30-Nov-21	10	R Litherland	30.3	9.564	30-Nov-21
11	L Smith	52.2	8.239	07-Sep-21	11	R Litherland	5.32	10.680	30-Nov-21	11	D Turnbull	28.9	9.122	30-Nov-21
12	R Lawson	51.9	8.191	30-Nov-21	12	L Blacker	5.33	10.660	29-Nov-22	12	R Lawson	28.7	9.059	30-Nov-21
13	R Litherland	51.5	8.128	29-Nov-22	13	C Cooper	5.46	10.406	30-Nov-21	13	C Cooper	28.4	8.965	30-Nov-21
14	S Gray (M)	50.1	7.907	07-Sep-21	14	D Turnbull	5.55	10.237	30-Nov-21	14	G Peach (M)	28.2	8.901	30-Nov-21
15	J Lamb	50.0	7.891	30-Nov-21	14	J Lamb	5.55	10.237	17-May-22	15	S Gray (M)	27.8	8.775	17-May-22
16	C Cooper	47.9	7.560	30-Nov-21	16	L Smith	5.57	10.201	07-Sep-21	16	JJ Hughes-Dowd	27.7	8.744	29-Nov-22
17	S Smith	46.4	7.323	07-Sep-21	17	R Lawson	5.65	10.056	07-Sep-21	17	D Edwards	27.4	8.649	17-May-22
18	JJ Hughes-Dowd	46.1	3.638	29-Nov-22	18	S Smith	5.71	9.951	30-Nov-21	18	J Lamb	26.7	8.428	30-Nov-21
19	J Lawson	44.6	3.520	29-Nov-22	19	A Stevenson	5.80	9.796	29-Nov-22	19	L Smith	26.4	8.333	07-Sep-21
20	D Hughes-Dowd	42.7	3.370	29-Nov-22	20	J Lawson	5.91	9.614	29-Nov-22	20	L Edwards	25.7	8.112	17-May-22
21	A Stevenson	41.7	3.291	29-Nov-22	21	JJ Hughes-Dowd	5.92	9.598	29-Nov-22	21	A Stevenson	24.6	7.765	29-Nov-22
22	A Thompson	39.5	3.117	29-Nov-22	22	S Gray (M)	5.93	9.581	17-May-22	22	J Lawson	24.3	7.670	29-Nov-22
23	C Bowles	N/A	N/A	N/A	23	S Kerr	6.13	9.269	17-May-22	23	S Smith	24.2	7.639	07-Sep-21
23	M Dutson	N/A	N/A	N/A	24	D Hughes-Dowd	6.15	9.239	29-Nov-22	24	D Hughes-Dowd	23.4	7.386	29-Nov-22
23	D Edwards	N/A	N/A	N/A	25	L Edwards	6.37	8.920	17-May-22	25	S Kerr	22.7	7.165	17-May-22
23	L Edwards	N/A	N/A	N/A	26	M Dutson	6.89	8.246	17-May-22	26	A Thompson	20.8	6.566	17-May-22
23	S Kerr	N/A	N/A	N/A	27	A Thompson	6.98	8.140	17-May-22	27	M Dutson	16.3	5.145	17-May-22

Pos	Junior	Laps	MPH	Date	Pos	Junior	Time	MPH	Date	Pos	Junior	Laps	MPH	Date
1	H Smith	48.8	7.702	30-Nov-21	1	H Smith	5.21	10.906	30-Nov-21	1	H Smith	25.2	7.955	30-Nov-21
2	JJ Hughes-Dowd	46.1	3.638	29-Nov-22	2	J Lawson	5.81	9.779	29-Nov-22	1	J Lawson	25.2	7.955	29-Nov-22
3	J Lawson	44.0	6.944	30-Nov-21	3	JJ Hughes-Dowd	6.23	9.120	29-Nov-22	3	JJ Hughes-Dowd	24.3	7.670	29-Nov-22
4	E Doyle	43.4	N/A	29-Nov-22	4	E Doyle	6.26	9.076	29-Nov-22	4	L Bowles	23.7	7.481	17-May-22
5	J Thompson	38.0	5.997	29-Nov-22	5	J Thompson	6.37	8.920	29-Nov-22	5	J Thompson	23.3	7.355	29-Nov-22
6	T Stevenson	33.0	2.604	29-Nov-22	6	L Bowles	6.42	8.850	17-May-22	6	E Doyle	22.5	7.102	29-Nov-22
7	L Bowles	N/A	N/A	N/A	7	T Stevenson	6.83	8.319	29-Nov-22	7	T Kerr	18.4	5.808	17-May-22
7	T Kerr	N/A	N/A	N/A	8	T Kerr	7.77	7.312	17-May-22	8	T Stevenson	17.4	5.492	29-Nov-22



Dan Turnbull did a great job at Race Control again, being in charge most of the evening



Sophie Aisthorpe supported partner Lewis Blacker who stepped in for Phil at Parc Ferme at times



Knockhill Best Off Chart 3 - GC

Qualifying					Fastest Laps					Race Laps				
Pos	Adult	Laps	MPH	Date	Pos	Adult	Time	MPH	Date	Pos	Adult	Laps	MPH	Date
1	A Smith	82.0	12.942	30-Nov-21	1	A Smith	3.52	16.141	29-Nov-22	1	A Smith	45.9	14.489	30-Nov-21
2	L Pateman	78.2	12.342	29-Nov-22	2	L Pateman	3.54	16.050	17-May-22	2	L Pateman	44.2	13.952	17-May-22
3	S Goodlip	76.7	12.105	07-Sep-21	3	S Goodlip	3.73	15.233	17-May-22	3	A Turnbull	40.9	12.910	17-May-22
4	D Garbett (M)	76.0	11.995	30-Nov-21	4	J Lamb	3.76	15.111	30-Nov-21	3	R Litherland	40.9	12.910	29-Nov-22
5	R Litherland	75.9	11.979	29-Nov-22	5	R Litherland	3.82	14.874	30-Nov-21	5	G Peach (M)	40.8	12.879	30-Nov-21
6	A Turnbull	75.1	11.853	30-Nov-21	6	D Garbett (M)	3.85	14.758	30-Nov-21	6	S Goodlip	40.3	12.721	07-Sep-21
7	P Rees (M)	74.0	11.679	30-Nov-21	7	L Blacker	3.89	14.606	17-May-22	6	L Blacker	40.3	12.721	17-May-22
8	N Sismey (M)	72.9	11.506	30-Nov-21	8	A Turnbull	3.92	14.494	30-Nov-21	8	J Lamb	39.6	12.500	17-May-22
9	G Peach (M)	72.7	11.474	30-Nov-21	9	G Peach (M)	4.01	14.169	30-Nov-21	9	L Smith	39.5	12.468	17-May-22
10	L Blacker	66.3	10.464	29-Nov-22	10	C Bowles	4.06	13.995	17-May-22	10	P Rees (M)	39.2	12.374	17-May-22
11	L Smith	66.2	10.448	07-Sep-21	11	C Cooper	4.14	13.724	29-Nov-22	10	C Bowles	39.2	12.374	17-May-22
12	J Lamb	66.0	10.417	30-Nov-21	12	L Smith	4.15	13.691	17-May-22	12	D Edwards	38.8	12.247	17-May-22
13	D Turnbull	64.8	10.227	29-Nov-22	13	D Edwards	4.22	13.464	17-May-22	13	D Garbett (M)	38.5	12.153	17-May-22
14	C Cooper	63.3	9.990	29-Nov-22	14	N Sismey (M)	4.23	13.432	17-May-22	14	N Sismey (M)	38.3	12.090	17-May-22
15	R Lawson	62.5	9.864	30-Nov-21	15	P Rees (M)	4.25	13.369	30-Nov-21	15	C Cooper	35.9	11.332	30-Nov-21
16	S Smith	60.1	9.485	30-Nov-21	16	D Turnbull	4.50	12.626	17-May-22	16	D Turnbull	35.0	11.048	29-Nov-22
17	S Gray (M)	57.6	9.091	29-Nov-22	17	R Lawson	4.73	12.012	30-Nov-21	17	R Lawson	34.9	11.016	29-Nov-22
18	J Lawson	56.3	4.443	29-Nov-22	18	S Gray (M)	4.79	11.862	17-May-22	18	JJ Hughes-Dowd	33.4	10.543	29-Nov-22
19	A Stevenson	53.3	4.206	29-Nov-22	19	S Kerr	4.87	11.667	17-May-22	19	S Gray (M)	32.7	10.322	17-May-22
20	A Thompson	48.8	3.851	29-Nov-22	20	JJ Hughes-Dowd	4.90	11.596	29-Nov-22	19	S Kerr	32.7	10.322	17-May-22
21	JJ Hughes-Dowd	48.6	3.835	29-Nov-22	21	M Dutson	4.97	11.432	17-May-22	21	S Smith	32.2	10.164	30-Nov-21
22	D Hughes-Dowd	45.7	3.606	29-Nov-22	22	S Smith	4.98	11.409	17-May-22	21	L Edwards	32.2	10.164	17-May-22
23	C Bowles	N/A	N/A	N/A	23	D Hughes-Dowd	4.99	11.386	29-Nov-22	23	J Lawson	32.0	10.101	29-Nov-22
23	M Dutson	N/A	N/A	N/A	24	L Edwards	5.01	11.341	17-May-22	24	A Stevenson	29.8	9.407	29-Nov-22
23	D Edwards	N/A	N/A	N/A	25	J Lawson	5.03	11.296	29-Nov-22	25	D Hughes-Dowd	28.9	9.122	29-Nov-22
23	L Edwards	N/A	N/A	N/A	26	A Stevenson	5.06	11.229	29-Nov-22	26	A Thompson	28.0	8.838	29-Nov-22
23	S Kerr	N/A	N/A	N/A	27	A Thompson	5.22	10.885	29-Nov-22	27	M Dutson	27.1	8.554	17-May-22
Pos	Junior	Laps	MPH	Date	Pos	Junior	Time	MPH	Date	Pos	Junior	Laps	MPH	Date
1	H Smith	58.1	9.170	07-Sep-21	1	H Smith	4.46	12.739	30-Nov-21	1	L Bowles	33.1	10.448	17-May-22
2	J Lawson	57.9	4.569	30-Nov-21	2	L Bowles	4.77	11.912	17-May-22	2	H Smith	31.8	10.038	30-Nov-21
3	JJ Hughes-Dowd	48.6	3.835	29-Nov-22	3	J Lawson	4.93	11.525	30-Nov-21	3	J Lawson	31.2	9.848	29-Nov-22
4	J Thompson	47.5	3.748	29-Nov-22	4	JJ Hughes-Dowd	5.04	11.273	29-Nov-22	4	JJ Hughes-Dowd	30.7	9.691	29-Nov-22
5	E Doyle	43.3	3.417	29-Nov-22	5	J Thompson	5.44	10.444	29-Nov-22	5	J Thompson	27.2	8.586	29-Nov-22
6	T Stevenson	39.5	3.117	29-Nov-22	6	E Doyle	5.84	9.729	29-Nov-22	6	E Doyle	24.2	7.639	29-Nov-22
7	L Bowles	N/A	N/A	N/A	7	T Kerr	6.28	9.047	17-May-22	7	T Kerr	22.7	7.165	17-May-22
7	T Kerr	N/A	N/A	N/A	8	T Stevenson	6.81	8.343	29-Nov-22	8	T Stevenson	20.2	6.376	29-Nov-22



Newest Members Alan and Timmy Stevenson have already run in six Club Nights



Dean and Phil also took their turns at Race Control



Championship Tables



Those All Important
Points!



Adult 'E' Final, with left to right, Dan (3rd), Jacob (2nd) and winner JJ



DHORC Championship 2022				
Pos	Competitor Name	Total	Best (65%)	Diff
	(Adult)	Scores	Scores	
1	A Smith	976	788	
2	L Pateman	906	744	44
3	S Goodlip	659	659	85
4	P Rees	823	612	47
5	A Turnbull	760	601	11
6	N Sismey	776	577	24
7	C Bowles	587	537	40
8	D Garbett	646	504	33
9	R Litherland	475	475	29
10	D Turnbull	570	445	30
11	L Blacker	586	434	11
12	G Peach	424	424	10
13	S Gray	550	403	21
14	R Lawson	355	355	48
15	A Thompson	306	306	49
16	M Dutson	270	270	36
17	L Smith	246	246	24
18	C Cooper	229	229	17
19	S Smith	222	222	7
20	D Edwards	195	195	27
21	J Lawson	178	178	17
22	J Lamb	144	144	34
23	L Edwards	129	129	15
24	D Hughes-Dowd	107	107	22
25	A Stevenson	99	99	8
26	S Kerr	97	97	2
27	H Smith	87	87	10
28	JJ Hughes-Dowd	85	85	2
29	L Bowles	49	49	36
30	A Woodhouse	40	40	9
31	R Masters	30	30	10
Pos	(Juniors)	Total	65%	Diff
1	L Bowles	923	853	
2	J Lawson	698	698	155
3	J Thompson	633	633	65
4	H Smith	459	459	174
5	E Doyle	454	454	5
6	JJ Hughes-Dowd	206	206	248
7	T Kerr	182	182	24
8	T Stevenson	180	180	2
9	J Woodhouse	83	83	97
Pos	(Masters)	Total	65%	Diff
1	A Smith	1122	893	
2	P Rees	978	719	174
3	N Sismey	939	693	26
4	D Garbett	768	593	100
5	S Gray	745	521	72
6	G Peach	519	519	2
7	R Masters	54	54	465

DHORC Challenge 2022				
Pos	Competitor Name	Wins	Results	
	(Adult)		(28) Points	Turn Up Rate
1	P Rees	11	50.0	100.00%
2	A Turnbull	11	46.0	92.31%
3	L Blacker	10	42.5	100.00%
4	C Bowles	10	40.0	76.92%
5	A Smith	11	39.5	100.00%
6	S Goodlip	11	36.0	69.23%
7	D Turnbull	5	35.5	92.31%
8	D Garbett	7	35.0	92.31%
9	S Gray	5	34.0	100.00%
10	N Sismey	3	32.5	100.00%
11	L Pateman	9	32.0	92.31%
12	G Peach	5	29.0	61.54%
13	R Litherland	6	28.5	61.54%
14	L Smith	6	21.0	50.00%
15	S Smith	5	20.5	50.00%
16	C Cooper	4	18.5	42.31%
16	R Lawson	2	18.5	65.38%
18	J Lamb	4	17.5	26.92%
18	M Dutson	0	17.5	70.00%
20	D Edwards	1	12.5	37.50%
21	JJ Hughes-Dowd	3	10.0	100.00%
22	H Smith	3	9.5	50.00%
22	J Lawson	1	9.5	100.00%
24	L Edwards	1	8.5	29.17%
25	D Hughes-Dowd	0	3.0	100.00%
26	R Masters	0	2.5	8.33%
27	L Bowles	0	1.5	20.00%
28	A Thompson	0	0.0	81.82%
28	S Kerr	0	0.0	33.33%
28	A Woodhouse	0	0.0	20.00%
28	A Stevenson	0	0.0	100.00%
Pos	(Junior)	Wins	Points	Rate
1	L Bowles	12	35.5	83.33%
2	J Lawson	8	29.0	65.38%
3	J Thompson	4	26.5	81.82%
4	E Doyle	4	23.5	77.78%
5	H Smith	2	15.5	50.00%
6	T Kerr	2	10.0	33.33%
7	T Stevenson	1	9.5	100.00%
8	JJ Hughes-Dowd	1	9.0	100.00%
9	J Woodhouse	1	3.5	20.00%



After winning the 'C' Final on Blue below, Dean came third in the 'B' above. Lewis was 4th, Adam won through into the 'A' and Phil was 2nd





Adult 'A' Final with Reuben 2nd, Adam 4th, Lee 3rd and Winner/Champion Angus



Pos	Competitor Name (Adult)	Wins	DHORC Final Challenge 2022																												Results				
			LB F1	LB GC	DN F1	DN GC	MA F1	MA GC	ZAN F1	ZAN GC	MAL P	DJ F1	DJ GC	DU GC	KNOC	OP F1	OP GC	LB F1	LB GC	DN F1	DN GC	ZAN F1	ZAN GC	MP F1	MP GC	DJ F1	DJ GC	DU GC	KNOC	KNOC F1	KNOC GC	Turn Up	Rate		
1	P Rees	11	2.0	2.5	1.5	1.5	1.5	1.5	1.5	1.5	1.5	1.5	1.5	1.5	1.5	1.5	1.5	1.5	1.5	1.5	1.5	1.5	1.5	1.5	1.5	1.5	1.5	1.5	1.5	1.5	1.5	1.5	100.00%	100.00%	
2	A Turnbull	11	1.5	3.5	0.5	0.5	2.0	4.5	1.0	1.0	1.0	3.5	1.5	3.0	5.5	1.5	1.0	1.0	1.0	1.5	7.0	3.0	3.0	1.0	0.5	1.0	0.5	1.5	1.5	1.5	1.5	50.0%	100.00%		
3	L Blacker	10	3.5	1.5	1.5	1.5	1.5	3.0	3.5	1.0	0.5	3.0	3.5	2.0	2.5	3.0	2.5	3.0	2.5	0.5	2.5	0.5	2.0	0.0	0.5	1.0	1.5	1.0	1.5	3.0	0.5	42.5	100.00%		
4	C Bowles	10	DNS	DNS	1.0	2.5	1.5	3.0	3.0	2.5	1.0	0.5	4.5	1.5	DNS	DNS	3.0	2.5	1.5	1.5	1.5	1.5	2.0	1.5	2.5	3.5	1.5	DNS	DNS	40.0	76.92%				
5	A Smith	11	DNS	DNS	2.0	1.5	0.5	2.0	1.5	3.0	1.5	3.0	1.5	2.0	1.5	1.5	0.5	1.5	2.0	3.5	1.5	2.0	3.5	2.0	1.0	2.0	1.5	0.5	2.0	39.5	100.00%				
6	S Goodlip	11	1.5	1.0	3.0	0.5	DNS	DNS	2.0	3.0	6.0	2.0	0.5	0.5	2.0	1.0	3.5	1.0	DNS	DNS	DNS	DNS	1.0	3.5	1.0	3.0	DNS	DNS	36.0	69.23%					
7	D Turnbull	5	1.0	0.5	0.5	1.5	DNS	DNS	3.5	0.5	1.0	1.5	1.0	1.5	1.0	1.5	1.0	1.5	1.0	1.5	1.0	1.5	1.0	1.5	3.5	6.5	0.5	1.5	35.5	92.31%					
8	D Garbutt	7	3.0	1.0	5.0	1.0	3.0	0.5	0.5	0.5	1.0	0.5	1.0	1.0	0.5	0.5	1.5	1.5	0.5	0.5	1.5	0.5	DNS	3.5	1.5	3.0	1.5	0.5	3.0	35.0	92.31%				
9	S Gray	5	1.5	2.5	1.5	2.5	0.5	1.0	0.5	1.0	0.5	1.0	0.5	1.0	0.5	2.5	1.5	1.5	1.5	1.5	1.0	1.5	1.5	1.0	0.5	2.5	1.0	1.5	1.0	34.0	100.00%				
10	N Sismey	3	2.5	0.5	1.5	1.0	1.5	1.5	1.5	0.5	1.0	1.0	1.0	1.0	1.0	2.0	2.0	2.5	0.5	1.0	1.5	1.5	0.5	1.5	1.0	1.0	1.5	1.5	1.5	32.5	100.00%				
11	L Pateman	9	1.0	2.0	0.5	2.0	0.5	1.5	2.5	1.5	1.0	0.5	2.0	1.5	0.5	2.0	0.5	2.0	1.5	2.0	DNS	DNS	DNS	1.0	0.5	0.5	2.0	2.0	1.0	32.0	92.31%				
12	G Peach	5	1.0	1.0	5.0	3.5	1.5	1.0	1.5	1.5	1.0	1.5	1.0	1.5	3.5	3.0	DNS	DNS	DNS	DNS	DNS	DNS	DNS	DNS	0.5	2.0	DNS	DNS	29.0	61.54%					
13	R Litherland	6	0.5	1.5	0.5	3.0	1.0	1.0	3.0	1.5	1.0	1.5	3.0	DNS	DNS	DNS	1.0	0.5	DNS	DNS	1.0	0.5	DNS	5.5	2.0	DNS	DNS	1.5	1.5	28.5	61.54%				
14	L Smith	6	DNS	DNS	DNS	DNS	DNS	DNS	3.0	2.5	3.5	DNS	DNS	2.5	1.5	1.5	DNS	DNS	DNS	DNS	DNS	2.5	2.5	DNS	1.0	0.5	DNS	DNS	21.0	50.00%					
15	S Smith	5	DNS	DNS	0.5	2.5	DNS	DNS	DNS	2.5	2.5	3.5	1.5	3.0	1.0	1.0	DNS	DNS	DNS	DNS	DNS	0.5	1.0	DNS	0.5	1.5	DNS	DNS	20.5	50.00%					
16	C Cooper	4	2.5	1.0	3.5	2.5	1.0	0.5	1.5	1.5	1.0	DNS	DNS	DNS	0.0	0.0	DNS	DNS	DNS	DNS	DNS	1.0	0.5	3.5	1.5	1.0	3.0	0.5	18.5	42.31%					
17	R Lawson	2	0.5	1.5	0.5	1.5	DNS	DNS	0.5	0.5	1.0	DNS	DNS	0.0	0.0	DNS	DNS	DNS	DNS	DNS	1.0	1.0	0.5	3.5	1.5	1.0	1.0	3.0	18.5	65.38%					
18	J Lamb	4	1.5	3.5	1.5	1.0	DNS	DNS	1.5	7.0	DNS	DNS	1.5	DNS	DNS	DNS	DNS	DNS	DNS	DNS	DNS	DNS	DNS	DNS	DNS	DNS	DNS	DNS	17.5	26.92%					
18	M Dutton	1	DNS	DNS	DNS	DNS	DNS	DNS	1.5	1.5	1.5	1.5	1.5	1.0	1.5	1.5	1.0	1.0	1.5	1.5	0.5	0.5	DNS	DNS	DNS	DNS	DNS	DNS	17.5	70.00%					
20	D Edwards	1	DNS	DNS	1.5	1.0	1.5	0.5	1.0	1.5	1.5	1.5	0.5	1.5	DNS	DNS	DNS	DNS	DNS	DNS	DNS	DNS	DNS	DNS	0.0	0.0	0.0	0.0	8.5	29.17%					
21	JJ Hughes-Dowd	3	DNS	DNS	DNS	DNS	DNS	DNS	DNS	DNS	DNS	DNS	DNS	DNS	DNS	DNS	DNS	DNS	DNS	DNS	DNS	DNS	DNS	DNS	1.0	3.5	3.0	2.5	10.0	100.00%					
22	H Smith	1	DNS	DNS	DNS	DNS	DNS	DNS	DNS	DNS	DNS	DNS	DNS	DNS	DNS	DNS	DNS	DNS	DNS	DNS	DNS	1.5	2.5	1.5	0.5	0.5	1.0	1.5	9.5	50.00%					
22	J Lawson	1	DNS	DNS	DNS	DNS	DNS	DNS	DNS	DNS	DNS	DNS	DNS	DNS	DNS	DNS	DNS	DNS	DNS	DNS	DNS	1.5	2.5	1.5	0.5	0.5	1.0	1.5	9.5	100.00%					
24	L Edwards	1	DNS	DNS	1.0	1.5	DNS	DNS	1.5	0.5	DNS	DNS	2.5	DNS	DNS	DNS	DNS	DNS	DNS	DNS	DNS	DNS	DNS	DNS	DNS	DNS	DNS	DNS	8.5	29.17%					
25	D Hughes-Dowd	1	DNS	DNS	1.0	1.5	DNS	DNS	1.5	0.5	DNS	DNS	2.5	DNS	DNS	DNS	DNS	DNS	DNS	DNS	DNS	DNS	DNS	DNS	0.0	1.0	0.5	1.0	3.0	100.00%					
26	R Masters	1	DNS	DNS	1.0	1.5	DNS	DNS	1.5	0.5	DNS	DNS	2.5	DNS	DNS	DNS	DNS	DNS	DNS	DNS	DNS	DNS	DNS	DNS	DNS	DNS	DNS	DNS	2.5	8.33%					
27	L Bowles	1	DNS	DNS	DNS	DNS	DNS	DNS	DNS	DNS	DNS	DNS	DNS	DNS	DNS	DNS	DNS	DNS	DNS	DNS	DNS	DNS	DNS	DNS	DNS	DNS	DNS	DNS	1.5	20.00%					
28	A Thompson	1	DNS	DNS	DNS	DNS	DNS	DNS	0.0	0.0	0.0	0.0	0.0	0.0	0.0	0.0	0.0	0.0	0.0	0.0	0.0	0.0	0.0	0.0	0.0	0.0	0.0	0.0	0.0	0.0	0.0	81.82%			
28	S Kerr	1	DNS	DNS	DNS	DNS	DNS	DNS	0.0	0.0	0.0	0.0	0.0	0.0	0.0	0.0	0.0	0.0	0.0	0.0	0.0	0.0	0.0	0.0	0.0	0.0	0.0	0.0	0.0	0.0	0.0	33.33%			
28	A Woodhouse	1	DNS	DNS	DNS	DNS	DNS	DNS	DNS	DNS	DNS	DNS	DNS	DNS	DNS	DNS	DNS	DNS	DNS	DNS	DNS	DNS	DNS	DNS	DNS	DNS	DNS	DNS	DNS	0.0	20.00%				
28	A Stevenson	1	DNS	DNS	DNS	DNS	DNS	DNS	DNS	DNS	DNS	DNS	DNS	DNS	DNS	DNS	DNS	DNS	DNS	DNS	DNS	DNS	DNS	DNS	DNS	DNS	DNS	DNS	DNS	0.0	100.00%				
28	(Junior)	1	DNS	DNS	63	62	63	64	65	63	64	61	62	61	62	63	64	65	64	64	67	64	69	68	69	68	67	64	65	66	65	66	65	66	65
1	L Bowles	12	DNS	DNS	1.5	2.0	2.0	2.0	0.5	1.5	2.0	DNS	DNS	1.5	2.0	DNS	DNS	2.0	2.0	1.5	2.0	1.5	2.0	1.5	2.0	2.0	2.0	2.0	DNS	DNS	35.5	83.33%			
2	J Lawson	8	2.0	2.0	2.0	1.5	DNS	DNS	1.5	DNS	DNS	2.0	1.5	DNS	DNS	2.0	1.5	DNS	DNS	DNS	DNS	0.5	2.0	1.5	3.5	1.5	1.0	2.0	2.0	29.0	65.38%				
3	J Thompson	4	DNS	DNS	DNS	DNS	DNS	1.5	1.5	1.0	2.5	2.0	1.0	1.0	3.0	0.5	1.5	1.5	DNS	DNS	DNS	0.5	1.0	1.0	1.5	3.0	1.0	2.5	26.5	81.82%					
4	E Doyle	4	DNS	DNS	DNS	DNS	DNS	DNS	1.5	1.5	2.5	1.5	1.5	3.0	1.0	1.0	DNS	DNS	DNS	DNS	DNS	2.0	0.5	3.0	1.5	DNS	0.5	2.5	23.5	77.78%					
5	H Smith	2	DNS	DNS	1.0	1.0	DNS	DNS	DNS	1.0	1.5	2.0	1.5	1.5	2.0	DNS	DNS	DNS	DNS	DNS	DNS	1.5	1.0	DNS	DNS	1.0	0.5	DNS	DNS	15.5	50.00%				
7	T Kerr	2	DNS	DNS	DNS	DNS	DNS	DNS	1.0	3.0	1.5	2.5	0.5	1.5	DNS	DNS	DNS	DNS	DNS	DNS	DNS	DNS	DNS	DNS	DNS	DNS	DNS	DNS	10.0	33.33%					
7	T Stevenson	1	DNS	DNS	DNS	DNS	DNS	DNS	DNS	DNS	DNS	DNS	DNS	DNS	DNS	DNS	DNS	DNS	DNS	DNS	DNS	DNS	DNS	DNS	1.0	1.0	3.5	1.0	1.5	9.5	100.00%				
8	JJ Hughes-Dowd	1	DNS	DNS	DNS	DNS	DNS	DNS	DNS	DNS	DNS	DNS	DNS	DNS	DNS	DNS	DNS	DNS	DNS	DNS	DNS	DNS	DNS	1.5	0.5	3.5	1.5	1.5	9.0	100.00%					
9	J Woodhouse	1	DNS	DNS	DNS	DNS	DNS	DNS	DNS	DNS	DNS	DNS	DNS	DNS	DNS	DNS	DNS	DNS	DNS	DNS	DNS	DNS	DNS	DNS	DNS	DNS	DNS	DNS	3.5	20.00%					
Turn Up Rates			100.00%	100.00%	100.00%	100.00%	100.00%	64.00%	64.00%	84.00%	84.00%	83.33%	80.00%	80.00%	83.33%	73.33%	73.33%	83.33%	83.33%	48.46%	48.46%	81.43%	81.43%	56.41%	56.41%	67.50%	67.50%	85.00%	85.00%	AVE	80.01%				

KNOCKHILL

Y D TORNBULL	Y C COOPER	Y L BLACKER
G D HUGHES-DOWD	G L PATEMAN	G S GRAY
R R LITHERLAND	R A TORNBULL	R D GARRETT
B PREES	B N SISMEY	B A SMITH
Y T STEVENSON	Y J LAWSON	Y
G E DOYLE	G A THOMPSON	G
R J THOMPSON	R R LAWSON	R
B JJ HUGHES-DOWD	B A STEVENSON	B
J	F1 JACOB JJ JAMIE	GC JACOB JJ JAMIE
A	LEE PHIL ADAM	ANGUS REUBEN LEE

The grid and podiums

Members' Statistics

ADULT STATISTICS 1992-2022 - AFTER 656 CLUB NIGHTS

Sheet 1 of 5 (Note: Highlighted Names are Current 2022 Members, CS = Best Consecutive Results)

MEETINGS (Junior & Adult) ATTENDED			RACES (Junior & Adult) COMPLETED			DRIVER RANKING			FINALS WON			
Pos	ADULT	No	Pos	ADULT	No	Pos	ADULT	SCORE	Pos	ADULT	No	CS
1	P REES	641	1	P REES	3,732	1	* A SMITH	2.225	1	L PATEMAN	271	(5)
2	N SISMEY	603	2	N SISMEY	3,414	2	* J SISMEY	2.750	2	P REES	234	(3)
3	L PATEMAN	568	3	L PATEMAN	3,256	3	* W LANDER	2.838	3	N SISMEY	168	(2)
4	G PEACH	430	4	G PEACH	2,438	4	* L PATEMAN	3.100	4	S GOODLIP	164	(4)
5	P BARBER	363	5	P BARBER	2,102	5	* S GOODLIP	3.475	5	M CHADWICK	117	(3)
6	S GOODLIP	354	6	S GOODLIP	1,958	6	* M CHADWICK	3.813	6	J SISMEY	103	(4)
7	A McPEAKE	299	7	A BULLOCK	1,802	7	* J TAGUE	4.538	7	G PEACH	91	(2)
8	A BULLOCK	292	8	A McPEAKE	1,658	8	* A TURNBULL	4.863	8	L SMITH	87	(3)
9	M CHADWICK	287	9	R MASTERS	1,598	9	* T MEASHAM	5.113	9	D McPEAKE	77	(2)
10	R MASTERS	279	10	M CHADWICK	1,537	10	* J NEALE	5.200	10	A SMITH	69	(5)
11	N LAMBERT	269	11	C ROYTHORNE	1,513	11	* P REES	5.613	11	A McPEAKE	66	(2)
12	C ROYTHORNE	249	12	N LAMBERT	1,479	12	* C BOWLES	5.713	11	A BULLOCK	66	(2)
13	D McPEAKE	245	13	D McPEAKE	1,366	13	* K LYE	6.063	13	J TAGUE	64	(2)
14	R SEAMAN	235	14	R SEAMAN	1,313	14	* N SISMEY	6.238	14	N LAMBERT	61	(2)
15	J SISMEY (331)	211	15	J SISMEY (1,957)	1,303	15	* C ROYTHORNE	6.350	14	M ALLSOPP	61	(3)
16	L SMITH (264)	209	16	L SMITH (1,637)	1,285	16	* R LITHERLAND	6.388	16	R SEAMAN	60	(2)
17	M ALLSOPP	203	17	M ALLSOPP	1,265	17	* A McPEAKE	6.488	17	W LANDER	56	(2)
18	D TURNBULL	184	18	J LAMB	1,048	18	* R SEAMAN	6.550	18	C ROYTHORNE	55	(2)
19	J LAMB	179	19	D TURNBULL	1,023	19	* D GARBETT	6.738	19	R MASTERS	54	(2)
20	P LEVERS	166	20	S ANAND	976	20	* R BLAKE	7.125	20	S ANAND	53	(3)
21	J TAGUE	165	21	P LEVERS	957	21	* T CHADWICK	7.250	21	J LAMB	49	(3)
22	S ANAND	154	22	J LYMER	948	21	* S ANAND	7.250	22	P LEVERS	48	(2)
23	A SMITH	153	23	J TAGUE	858	23	* G PEACH	7.350	23	A HOLLIDAY	43	(3)
24	J LYMER	146	24	K ALCOCK	848	24	* A BULLOCK	7.438	24	I BRENTNALL	41	(3)
25	D EDWARDS	138	25	A SMITH	807	25	* M ALLSOPP	7.488	24	P BARBER	41	(2)
26	K ALCOCK	131	26	D EDWARDS	801	26	* L SMITH	8.113	26	J LYMER	38	(2)
27	A HOLLIDAY	121	27	G WESTON	682	27	* R CROSSLAND	8.175	27	G WESTON	33	(2)
28	L EDWARDS	116	28	A HOLLIDAY	673	28	* D McPEAKE	8.563	28	K ALCOCK	30	(3)
29	G WESTON	113	29	W LANDER	661	29	* D BRENTNALL	8.838	29	D EDWARDS	29	(2)
30	C HENRY	109	30	L EDWARDS	654	30	* K PAYNE	8.850	30	B JOHNSON	28	(3)
31	D GARBETT	105	31	J HOLMES	639	31	* J ROYTHORNE	8.938	30	C BOWLES	28	(2)
32	W LANDER	104	32	C HENRY	552	32	* J LEVERS	9.063	30	D GARBETT	28	(2)
33	C BOWLES (180)	102	33	C BOWLES (921)	519	33	* A DAVIES	9.138	33	R BLAKE	26	(2)
34	J HOLMES	98	34	S SMITH	517	34	* P LEVERS	9.188	33	D TURNBULL	26	(3)
34	S SMITH	98	35	I BRENTNALL	511	35	* J LYMER	9.288	35	D BRENTNALL	25	(5)
36	B JOHNSON	96	36	B JOHNSON	509	36	* S PANK	9.775	35	M ROGERS	25	(3)
37	I BRENTNALL	94	37	D GARBETT	506	37	* D PASSELL	9.850	35	J HOLMES	25	
37	R LAWSON	94	38	R LAWSON	504	38	* J LAMB	10.063	38	J NEALE	24	(2)
39	T DINGLEY	87	39	R CROSSLAND	456	39	* T DINGLEY	10.125	38	A TURNBULL	24	(2)
40	R CROSSLAND	81	40	T DINGLEY	455	39	* L BLACKER	10.125	40	J LEVERS	22	(3)
41	A STAMPER	76	41	J ROYTHORNE	432	41	* D TURNBULL	10.263	40	R CROSSLAND	22	(2)
42	S GRAY	75	42	R BLAKE	383	42	* I BRENTNALL	10.325	40	L BLACKER	22	
43	S PANK	69	43	A STAMPER	366	43	* M KNIGHTON	10.363	43	S MINNIS	21	(3)
43	J ROYTHORNE	69	44	S PANK	364	44	* G WESTON	10.375	43	S PANK	21	(2)
45	S MINNIS	67	45	S GRAY	362	45	* D EDWARDS	10.438	43	T DINGLEY	21	
46	R BLAKE	62	46	J LITHERLAND	357	46	* M ROGERS	10.463	46	J ROYTHORNE	20	(2)
46	A TURNBULL (215)	62	47	S MINNIS	356	47	* S MINNIS	11.400	47	C HENRY	19	
48	J LITHERLAND	61	48	J LEVERS	322	48	* J HOLMES	12.350	48	A FEARN	18	(2)
49	J NEALE	60	49	A FEARN (380)	319	49	* A HOLLIDAY	12.413	49	S LANDER	14	(2)
50	M ROGERS	57	50	J NEALE	318	50	* B JOHNSON	12.500	50	T CHADWICK	13	(2)

(Driver Ranking = Average Position in Qualifying, Final Position, Fastest Lap & Race Laps Over Last 20 club nights)

ADULT STATISTICS 1992-2022 - AFTER 656 CLUB NIGHTS

Sheet 2 of 5 (Note: Highlighted Names are Current 2022 Members, CS = Best Consecutive Results)

MEETINGS (Junior & Adult) ATTENDED		RACES (Junior & Adult) COMPLETED		DRIVER RANKING		FINALS WON						
Pos	ADULT	No	Pos	ADULT	No	Pos	ADULT	SCORE	Pos	ADULT	No	CS
51	J LEVERS	53	51	M ROGERS	308	51	* K ALCOCK	12.613	51	J HITCHCOCK	12	(2)
51	L BLACKER	53	52	A TURNBULL (1,204)	299	52	* A FEARN	12.625	51	P FOXLEY	12	(2)
53	G SCHULE	52	53	M MARTINEZ	289	53	M STURGESS	12.675	53	T MEASHAM	11	
54	A FEARN	49	54	K LYE	263	54	* R LAWSON	12.863	53	R LITHERLAND	11	(2)
54	M MARTINEZ	49	55	G SCHULE	258	55	* N LAMBERT	12.950	55	D WALKER	10	
56	D OLIVER	45	56	C BULLOCK (639)	248	56	* P FOXLEY	12.963	55	D PASSELL	10	(2)
57	D WALKER	42	57	L BLACKER	247	57	* G SCHULE	13.238	55	L EDWARDS	10	
57	K LYE	42	58	D BRETNALL	225	58	* J TETLEY	13.313	55	S SMITH	10	
59	D BRETNALL	41	58	T CHADWICK (999)	225	59	* S GRAY	13.425	59	S DUNN	9	(2)
60	M KNIGHTON	36	60	D OLIVER	216	60	* C HENRY	13.763	59	K LYE	9	
60	T CHADWICK (183)	36	61	D WALKER	212	61	* D GREEN	13.850	61	G LAMBERT	8	(4)
60	C BULLOCK (102)	36	62	A DAVIES	211	62	* S SMITH	14.113	61	J LITHERLAND	8	
63	S DUNN	35	63	T MEASHAM (758)	208	63	* A STAMPER	14.300	61	S GRAY	8	
64	D PASSELL	34	64	M KNIGHTON	206	64	* R MASTERS	14.325	61	C COOPER	8	
64	A DAVIES	34	65	J CHELL	202	65	* M HOLLAND	14.375	61	R LAWSON	8	
66	T MEASHAM (126)	33	66	D PASSELL	191	66	* N CHATTLE	14.488	66	R CHADWICK	7	(2)
66	R LITHERLAND (185)	33	67	S DUNN	183	67	* J LITHERLAND	14.550	66	A DAVIES	7	
66	A THOMPSON	33	68	P FOXLEY	172	68	* B BRUCE	14.563	68	M JUBB	6	
69	G LAMBERT	32	69	G LAMBERT	168	69	* L EDWARDS	14.800	68	A STAMPER	6	
69	P FOXLEY	32	70	M STURGESS	163	70	* C BULLOCK	15.138	68	C BULLOCK	6	
71	J CHELL	30	71	S SUMNER	157	71	* D OLIVER	15.688	68	K PAYNE	6	
72	M STURGESS	29	72	A THOMPSON	153	72	* S DUNN	15.963	68	J TETLEY	6	(2)
73	R HITCHCOCK	27	73	B BRUCE	148	73	* G LAMBERT	16.175	68	T BALDOCK	6	
73	R CHADWICK	27	74	R CHADWICK	146	74	* A THOMPSON	16.413	74	C SCHOFIELD	5	(2)
75	S SUMNER	26	75	J TETLEY	143	75	* S SUMNER	16.425	74	AJ McPEAKE	5	(2)
76	B BRUCE	25	76	K PAYNE	140	76	M MARTINEZ	16.763	74	I HOLLAND	5	
77	C STANNARD	24	77	R HITCHCOCK	138	77	* J CHELL	17.138	74	M TANSLEY	5	
78	I HOLLAND	23	78	M HOLLAND	129	78	* C STANNARD	17.325	74	D OLIVER	5	
78	J HITCHCOCK	23	79	J HITCHCOCK	127	79	* R HITCHCOCK	18.063	74	D GREEN	5	
78	C SCHOFIELD	23	80	C SCHOFIELD	124	80	* C SCHOFIELD	18.113	74	J CHELL	5	
78	D GREEN	23	81	I HOLLAND	120	81	* D WALKER	18.163	74	R JAMES	5	
78	M HOLLAND	23	81	D GREEN	120	82	* P BARBER	18.938	82	S REVITT	4	(2)
78	K PAYNE	23	83	N CHATTLE	119	83	* J HITCHCOCK	21.388	82	R HITCHCOCK	4	
84	J TETLEY	21	84	S LANDER	118	84	* R CHADWICK	22.013	82	M KNIGHTON	4	
85	N CHATTLE	20	84	C STANNARD	118	85	* I HOLLAND	22.288	82	M STURGESS	4	
86	M JUBB	19	86	R LITHERLAND (1,031)	114	N/A	T BALDOCK	2.583	82	M BLOOD	4	
87	C CARRINGTON	18	87	T HAGUES	111	N/A	S REVITT	3.792	87	S PATCHING	3	
87	T HAGUES	18	88	R JAMES	105	N/A	S LANDER	4.485	87	C NORRIS	3	
89	N MAFFIN	17	89	C CARRINGTON	100	N/A	AJ McPEAKE	6.659	87	J HENRY	3	
89	S LANDER	17	90	M JUBB	99	N/A	A HUGHES	6.792	87	C CARRINGTON	3	
89	P MELLOR	17	91	C BRADFORD	97	N/A	S WHITE	8.000	87	A HUGHES	3	
89	C BRADFORD	17	92	P MELLOR	93	N/A	C SLATER	9.250	87	M HOLLAND	3	
89	C COOPER	17	93	N MAFFIN	82	N/A	L BOWLES	10.125	87	C STANNARD	3	
94	P COCKBILL	16	94	P COCKBILL	81	N/A	S SIDDANS	10.417	87	H SMITH	3	
95	R JAMES	15	95	D LEVERTON	75	N/A	J KELLY	10.500	87	JJ HUGHES-DOWD	3	
96	M TANSLEY	14	96	M TANSLEY	73	N/A	J HENRY	11.000	96	H VD HELVEL	2	(2)
96	M DUTSON	14	97	YAN SHEN	68	N/A	F HOLMES	11.194	96	J KELLY	2	
98	J KELLY	13	98	J KELLY	67	N/A	C COOPER	11.500	96	C SLATER	2	(2)
98	D LEVERTON	13	99	S REVITT	63	N/A	M BLOOD	11.639	96	YAN SHEN	2	
100	S REVITT	12	100	M WATTS (130)	61	N/A	J LAWSON	11.750	96	I HALL	2	

ADULT STATISTICS 1992-2022 - AFTER 656 CLUB NIGHTS

Sheet 3 of 5 (Note: Highlighted Names are Current 2022 Members, CS = Best Consecutive Results)

MEETINGS (Junior & Adult)			RACES (Junior & Adult)			DRIVER RANKING			FINALS WON			
ATTENDED			COMPLETED			ADULT			ADULT			
Pos	ADULT	No	Pos	ADULT	No	Pos	ADULT	SCORE	Pos	ADULT	No	CS
100	P PURKIS	12	100	C COOPER	61	N/A	C ATKINSON	12.125	96	S SUMNER	2	
100	M WATTS (25)	12	102	J McDONALD (98)	60	N/A	A WOODHOUSE	12.625	96	B BRUCE	2	
100	T STACEY	12	103	M BLOOD	58	N/A	J MELLOR	12.650	96	C BRADFORD	2	
104	AJ McPEAKE (76)	11	103	W BLURTON	58	N/A	H SMITH	12.750	96	M MARTINEZ	2	
104	YAN SHEN	11	103	F HOLMES (827)	58	N/A	A DOBBINS	12.925	105	R GILLARD	1	
106	R GILLARD	10	106	I HALL	57	N/A	P WRIGHT	13.250	105	D ROYTHORNE	1	
106	A DOBBINS	10	106	T STACEY	57	N/A	T STACEY	13.271	105	P COCKBILL	1	
106	I HALL	10	108	T CASH	54	N/A	JJ HUGHES-DOWD	13.375	105	J JOHNSON	1	
106	J McDONALD (16)	10	109	N WRIGHT	52	N/A	P ZIMMERMAN	13.500	105	G SCHULE	1	
110	N WRIGHT	9	110	AJ McPEAKE (376)	50	N/A	M TANSLEY	13.500	105	M WATTS	1	
110	M BLOOD	9	110	T BALDOCK	50	N/A	L COPLEY	13.500	105	B GEBAUERS	1	
110	T BALDOCK	9	112	R GILLARD	49	N/A	N WRIGHT	13.556	105	G CLARK	1	
110	T CASH	9	112	A DOBBINS	49	N/A	C WILKINSON	14.083	105	L COPLEY	1	
110	F HOLMES (139)	9	112	D KENNING	49	N/A	C CARRINGTON	14.111	105	A DOBBINS	1	
115	C NORRIS	8	115	P PURKIS	47	N/A	K JEFFRIES	14.688	105	C WILKINSON	1	
115	Da BUCKLEY	8	116	A LEE	46	N/A	Da BUCKLEY	14.844	105	R HILL	1	
115	W BLURTON	8	116	Z MIDDLETON	46	N/A	S ALLDREAD	14.917	105	N CHATTLE	1	
115	D KENNING	8	116	M DUTSON	46	N/A	B COOK	15.000	105	C ATKINSON	1	
115	J LAWSON (75)	8	119	Da BUCKLEY	43	N/A	J FLETCHER	15.125	105	A THOMPSON	1	
120	S PATCHING	7	120	A HUGHES (414)	42	N/A	M DUTSON	15.411	105	A LEE	1	
120	G CLARK	7	121	P WRIGHT	40	N/A	W BLURTON	15.438	105	D LLOYD	1	
120	J HENRY (134)	7	122	G CLARK	39	N/A	R HEATON	15.500	105	Z MIDDLETON	1	
120	R HILL	7	123	S PATCHING	38	N/A	R GILLARD	15.575	105	T STACEY	1	
120	L ELMORE	7	123	C NORRIS	38	N/A	R JAMES	15.617	105	F HOLMES	1	
125	D HARROP	6	125	J HENRY (895)	37	N/A	G CLARK	15.750	105	J McDONALD	1	
125	D HART	6	126	C WILKINSON	35	N/A	L HENDERSON	15.750	105	J LAWSON	1	
125	P WRIGHT	6	126	YUAN ZHI	35	N/A	A LEE	15.833				
125	C WILKINSON	6	126	L ELMORE	35	N/A	D LEVERTON	15.846				
125	A HUGHES (67)	6	129	D BUCKLEY	33	N/A	R SPENCER	15.850				
125	Ch HOLLAND	6	130	R HILL	32	N/A	YUAN ZHI	15.875				
125	D BUCKLEY	6	131	D HART	30	N/A	A STEVENSON	16.042				
125	YUAN ZHI	6	131	D HARROP	30	N/A	R HILL	16.071				
125	A LEE	6	131	Ch HOLLAND	30	N/A	S KERR	16.083				
125	Z MIDDLETON	6	134	St BOWMAN	29	N/A	P COCKBILL	16.156				
125	S KERR	6	134	C BLURTON	29	N/A	D LLOYD	16.167				
125	A STEVENSON	6	136	R SPENCER	28	N/A	S PATCHING	16.179				
125	D HUGHES-DOWD	6	137	C ATKINSON	27	N/A	Z MIDDLETON	16.250				
138	R SPENCER	5	138	K JEFFRIES	26	N/A	J McDONALD	16.375				
138	J MELLOR (87)	5	139	L COPLEY	25	N/A	D HUGHES-DOWD	16.458				
138	C BLURTON	5	139	D LLOYD	25	N/A	D KENNING	16.469				
141	B GEBAUERS	4	141	S SIDDONS	23	N/A	M WATTS	16.625				
141	C ROBINSON	4	142	S KERR	22	N/A	C NORRIS	16.714				
141	S HENDRY	4	143	B GEBAUERS	21	N/A	T CASH	16.889				
141	C ATKINSON	4	144	C ROBINSON	20	N/A	G HADDON	17.000				
141	K JEFFRIES	4	144	S HENDRY	20	N/A	D HARROP	17.500				
141	W PARKIN	4	146	A STEVENSON	18	N/A	St BOWMAN	17.500				
141	St BOWMAN	4	146	D HUGHES-DOWD	18	N/A	YAN SHEN	17.636				
141	H SMITH (99)	4	148	W PARKIN	17	N/A	I HALL	17.850				
141	JJ HUGHES-DOWD (10)	4	148	J LAWSON (365)	17	N/A	L ZHOU	17.750				
150	H VD HEUVEL	3	150	J JOHNSON	16	N/A	C ROBINSON	18.000				

ADULT STATISTICS 1992-2022 - AFTER 656 CLUB NIGHTS

Sheet 4 of 5 (Note: Highlighted Names are Current 2022 Members, CS = Best Consecutive Results)

MEETINGS (Junior & Adult)			RACES (Junior & Adult)			DRIVER RANKING			FINALS WON			
ATTENDED			COMPLETED			ADULT			ADULT			
Pos	ADULT	No	Pos	ADULT	No	Pos	ADULT	SCORE	Pos	ADULT	No	CS
150	J JOHNSON	3	150	J MELLOR (497)	16	N/A	N MAFFIN	18.103				
150	S ALLDREAD	3	152	S ALLDREAD	15	N/A	D HART	18.208				
150	L COPLEY	3	152	S BENNETT	15	N/A	T HAGUES	18.236				
150	S SIDDONS	3	154	H VD HEUVEL	14	N/A	C BRADFORD	18.279				
150	D LLOYD	3	154	P ZIMMERMANN	14	N/A	D BUCKLEY	18.333				
150	S BENNETT	3	154	L HENDERSON	14	N/A	J ASHCROFT	18.375				
157	D ROYTHORNE	2	157	D ROYTHORNE	11	N/A	B FAHRNER	18.750				
157	J ASHCROFT	2	157	H SMITH (548)	11	N/A	Ch Holland	18.792				
157	A CARTER	2	159	J ASHCROFT	10	N/A	C BLURTON	18.800				
157	B FAHRNER	2	159	A CARTER	10	N/A	B GEBAUERS	18.875				
157	L ZHOU	2	159	B FAHRNER	10	N/A	S HENDRY	19.188				
157	B COOK	2	159	B COOK	10	N/A	D ROYTHORNE	19.375				
157	J FLETCHER	2	159	J FLETCHER	10	N/A	M JUBB	19.408				
157	A WOODHOUSE	2	164	L ZHOU	9	N/A	S BENNETT	19.417				
157	L BOWLES	2	165	C SLATER	7	N/A	J JOHNSON	19.500				
166	S WHITE	1	165	JJ HUGHES-DOWD (26)	7	N/A	A HARTLEY	19.750				
166	P DUNNE	1	167	T MAKUNI	6	N/A	W PARKIN	19.813				
166	A HARTLEY	1	167	A WOODHOUSE	6	N/A	T MAKUNI	20.000				
166	C SLATER	1	167	L BOWLES (279)	6	N/A	P DUNNE	20.750				
166	P ZIMMERMANN	1	170	S WHITE	5	N/A	P MELLOR	20.882				
166	L HENDERSON	1	170	R HEATON	5	N/A	A CARTER	21.625				
166	G HADDON (26)	1	170	A HARTLEY	5	N/A	L ELMORE	21.786				
166	T MAKUNI	1	170	G HADDON (143)	5	N/A	P PURKIS	22.667				
166	R HEATON	1	174	P DUNNE	4	N/A	H VD HEUVEL	22.917				

ADULT DHORC STATISTICS 1992-2022, AFTER 656 ROUNDS

Sheet 5 of 5 (Note: Highlighted Names are Current 2022 Members, CS = Best Consecutive Results)

POLES				IQR's				WINS				FASTEST LAPS				BEST RACE LAPS			CHAMPIONSHIPS		
Pos	ADULT	No	CS	Pos	ADULT	No	CS	Pos	ADULT	No	CS	Pos	ADULT	No	CS	Pos	ADULT	No	CS	YEAR	ADULT
1	L PATEMAN	122	(7)	1	L PATEMAN	487	(19)	1	L PATEMAN	116	(4)	1	L PATEMAN	280	(14)	1	L PATEMAN	182	(6)	1992	N SISMEY
2	M CHADWICK	101	(9)	2	N SISMEY	399	(9)	2	N SISMEY	85	(4)	2	S GOODLIP	54	(5)	2	N SISMEY	90	(5)	1993	J TAGUE
3	S GOODLIP	87	(7)	3	S GOODLIP	325	(5)	3	M CHADWICK	83	(7)	3	A SMITH	51	(6)	3	M CHADWICK	66	(3)	1994	J TAGUE
4	N SISMEY	85	(3)	4	M CHADWICK	304	(10)	3	S GOODLIP	83	(5)	4	N SISMEY	50	(4)	3	S GOODLIP	66	(3)	1995	J TAGUE (3)
5	J SISMEY	50	(4)	5	J SISMEY	210	(8)	5	J SISMEY	59	(3)	5	J TAGUE	48	(5)	5	A SMITH	56	(3)	1996	M CHADWICK
6	A SMITH	48	(4)	6	W LANDER	183	(16)	6	A SMITH	42	(3)	6	J SISMEY	38	(4)	6	J SISMEY	39	(3)	1997	M CHADWICK
7	W LANDER	42	(11)	7	A SMITH	145	(4)	7	W LANDER	41	(9)	7	W LANDER	28	(5)	7	W LANDER	37	(11)	1998	N SISMEY
8	J TAGUE	26	(4)	8	J TAGUE	126	(5)	8	J TAGUE	28	(4)	8	M CHADWICK	22	(2)	8	J TAGUE	28	(3)	1999	N SISMEY
9	P REES	18	(2)	9	P REES	104	(3)	8	P REES	28	(2)	9	A McPEAKE	13	(2)	9	P REES	23	(2)	2000	M CHADWICK
10	A McPEAKE	16	(10)	10	A McPEAKE	101	(4)	10	A McPEAKE	16	(2)	10	P REES	12	(3)	10	A McPEAKE	13	(2)	2001	M CHADWICK
11	J LYMER	14	(3)	11	J NEALE	45	(6)	11	J LYMER	13	(2)	11	J NEALE	8	(2)	11	L SMITH	10	(2)	2002	S GOODLIP
12	J NEALE	9	(3)	12	L SMITH	37	(3)	12	J NEALE	9	(2)	12	L SMITH	7	(2)	12	J NEALE	6	(2)	2003	L PATEMAN
13	L SMITH	6	(2)	13	J LYMER	36	(3)	13	S ANAND	5	(1)	13	C ROYTHORNE	6	(1)	12	M ALLSOPP	6	(2)	2004	L PATEMAN
14	T BALDOCK	5	(2)	14	D GARBETT	29	(3)	13	M ALLSOPP	5	(1)	14	T BALDOCK	4	(1)	12	D GARBETT	6	(2)	2005	M CHADWICK (5)
14	D GARBETT	5	(2)	15	S ANAND	25	(2)	13	T BALDOCK	5	(1)	14	T CHADWICK	4	(1)	15	J LYMER	5	(2)	2006	W LANDER
16	S ANAND	3	(1)	16	M ALLSOPP	21	(2)	16	C ROYTHORNE	4	(1)	14	A BULLOCK	4	(1)	16	T CHADWICK	4	(1)	2007	W LANDER
16	S REVITT	3	(2)	17	T BALDOCK	19	(8)	16	L SMITH	4	(2)	14	D GARBETT	4	(1)	16	T BALDOCK	4	(2)	2008	W LANDER (3)
16	J LEVERS	3	(1)	18	G PEACH	17	(3)	16	D GARBETT	4	(1)	18	D BRENTNALL	3	(1)	18	S ANAND	3	(1)	2009	J SISMEY
16	J LAMB	3	(1)	19	A TURNBULL	13	(2)	19	S LANDER	3	(1)	18	G PEACH	3	(1)	19	S REVITT	2	(2)	2010	L PATEMAN
20	S LANDER	2	(1)	20	C ROYTHORNE	12	(2)	19	G PEACH	3	(1)	18	J LYMER	3	(1)	19	D BRENTNALL	2	(1)	2011	L PATEMAN
20	D McPEAKE	2	(1)	20	S LANDER	12	(2)	19	A TURNBULL	3	(1)	18	J LAMB	3	(1)	19	D McPEAKE	2	(1)	2012	L PATEMAN (5)
20	A BULLOCK	2	(1)	22	D McPEAKE	11	(1)	22	S REVITT	2	(1)	18	C BOWLES	3	(2)	19	R BLAKE	2	(1)	2013	J SISMEY
20	C ROYTHORNE	2	(1)	23	S REVITT	10	(5)	22	AJ McPEAKE	2	(1)	23	S REVITT	2	(1)	19	K LYE	2	(1)	2014	J SISMEY (3)
20	G PEACH	2	(2)	23	T CHADWICK	10	(1)	22	R SEAMAN	2	(1)	23	A DAVIES	2	(2)	19	P LEVERS	2	(1)	2015	N SISMEY (4)
20	C BOWLES	2	(1)	23	A BULLOCK	10	(3)	22	D McPEAKE	2	(1)	23	A TURNBULL	2	(1)	19	J LAMB	2	(1)	2016	S GOODLIP
26	T MEASHAM	1	(1)	26	T MEASHAM	9	(1)	22	T CHADWICK	2	(1)	26	M ROGERS	1	(1)	19	C ROYTHORNE	2	(1)	2017	S GOODLIP
26	K LYE	1	(1)	26	P LEVERS	9	(1)	22	J LAMB	2	(1)	26	I BRENTNALL	1	(1)	19	G PEACH	2	(1)	2018	S GOODLIP (4)
26	A DAVIES	1	(1)	26	J LAMB	9	(3)	22	R LITHERLAND	2	(1)	26	AJ McPEAKE	1	(1)	19	A TURNBULL	2	(1)	2019	A SMITH
26	A TURNBULL	1	(1)	29	N LAMBERT	7	(1)	29	K LYE	1	(1)	26	D McPEAKE	1	(1)	19	C BOWLES	2	(1)	2020	N/A
				30	T DINGLEY	6	(1)	29	R HILL	1	(1)	26	B JOHNSON	1	(1)	30	M ROGERS	1	(1)	2021	A SMITH
				31	AJ McPEAKE	5	(2)	29	R BLAKE	1	(1)	26	S LANDER	1	(1)	30	S MINNIS	1	(1)	2022	A SMITH (3)
				31	R SEAMAN	5	(3)	29	P LEVERS	1	(1)	26	R SEAMAN	1	(1)	30	I BRENTNALL	1	(1)		
				31	J LEVERS	5	(1)	29	J ROYTHORNE	1	(1)	26	G WESTON	1	(1)	30	S PANK	1	(1)		
				34	M ROGERS	4	(1)					26	T MEASHAM	1	(1)	30	T DINGLEY	1	(1)		
				34	S MINNIS	4	(1)					26	J LEVERS	1	(1)	30	S LANDER	1	(1)		
				34	K LYE	4	(1)					26	R BLAKE	1	(1)	30	G WESTON	1	(1)		
				34	C BOWLES	4	(1)					26	S ANAND	1	(1)	30	J LEVERS	1	(1)		
				38	D BRENTNALL	3	(1)					26	P LEVERS	1	(1)	30	R HILL	1	(1)		
				38	R BLAKE	3	(1)					26	J ROYTHORNE	1	(1)	30	S SUMNER	1	(1)		
				38	R CROSSLAND	3	(1)					26	K ALCOCK	1	(1)	30	R CROSSLAND	1	(1)		
				41	I BRENTNALL	2	(1)									30	J ROYTHORNE	1	(1)		
				41	R MASTERS	2	(1)														
				43	P FOXLEY	1	(1)														
				43	S PANK	1	(1)														
				43	G WESTON	1	(1)														
				43	A FEARN	1	(1)														
				43	K PAYNE	1	(1)														
				43	J ROYTHORNE	1	(1)														
				43	K ALCOCK	1	(1)														
				43	A DAVIES	1	(1)														
				43	R LITHERLAND	1	(1)														
				43	J CHELL	1	(1)														

IQR Means Individual Qualifying Rounds LE Yellow, Green, Red and Blue Lane on a Normal Club Night

JUNIOR STATISTICS 1992-2022 - AFTER 656 CLUB NIGHTS

Sheet 1 of 4 (Note: Highlighted Names are Current 2022 Members, CS = Best Consecutive Results)

MEETINGS ATTENDED		RACES COMPLETED		DRIVER RANKING		FINALS WON						
Pos	JUNIOR	No	Pos	JUNIOR	No	Pos	JUNIOR	No	CS			
1	A TURNBULL	152	1	R LITHERLAND	917	1	* L SMITH	1.113	1	R LITHERLAND	61	(5)
1	R LITHERLAND	152	2	A TURNBULL	905	2	* A HUGHES	1.175	2	J HENRY	59	(3)
3	T CHADWICK	147	3	L TURNBULL	807	3	* AJ McPEAKE	1.275	3	A HALL	56	
4	L TURNBULL	133	4	T CHADWICK	774	4	* L BOWLES	1.375	3	A TURNBULL	56	(2)
5	F HOLMES	130	5	F HOLMES	769	5	J MELLOR	1.400	5	T CHADWICK	51	
6	G REYES-ENGLAND	128	6	G REYES-ENGLAND	766	6	* J HENRY	1.438	6	J SISMEY	47	
7	J HENRY	127	7	J HENRY	658	7	* A HALL	1.475	7	J MELLOR	36	
8	J SISMEY	120	8	J SISMEY	654	8	* R LITHERLAND	1.600	8	H SMITH	34	(2)
9	R REES	103	9	Z ROYTHORNE	602	9	* T MEASHAM	1.638	9	L SMITH	33	
10	Z ROYTHORNE	100	10	T MEASHAM	550	10	* A TURNBULL	1.663	10	P CONNALLY	32	(2)
11	P CONNALLY	95	11	L BROOKS	539	11	* T CHADWICK	1.825	11	M MINNIS	31	(2)
11	H SMITH	95	12	H SMITH	537	12	* J SISMEY	1.838	11	A HUGHES	31	
13	C BRENTNALL	94	13	B ROYTHORNE	504	13	* H SMITH	1.900	13	AJ McPEAKE	30	(2)
14	T MEASHAM	93	14	P CONNALLY	500	14	* M MINNIS	2.000	13	C BRENTNALL	30	(2)
15	B ROYTHORNE	84	15	A HALL	490	15	* J LAWSON	2.013	13	J PATEMAN	30	
16	L BROOKS	83	16	C BRENTNALL	486	16	J PATEMAN	2.025	13	G REYES-ENGLAND	30	
17	J MELLOR	82	17	J MELLOR	481	17	* P CONNALLY	2.175	17	C BOWLES	28	
18	A HALL	80	18	R REES	467	18	* C BRENTNALL	2.275	17	L TURNBULL	28	(2)
19	C BOWLES	78	19	J PATEMAN	428	19	* C BULLOCK	2.300	19	F HOLMES	26	
20	T PANK	74	20	C BOWLES	402	20	* C BOWLES	2.313	20	B ROYTHORNE	25	(2)
21	J PATEMAN	71	21	C BULLOCK	391	21	* K ASHWORTH	2.613	20	Z ROYTHORNE	25	(3)
22	M MINNIS	68	22	K LEVERS	381	22	* N GULL	2.763	20	L BOWLES	25	
23	J LAWSON	67	23	T PANK	378	23	* T PANK	2.800	23	R REES	24	
24	C BULLOCK	66	24	A HUGHES	372	24	* Z ROYTHORNE	3.038	24	J STEVENSON	23	
24	K LEVERS	66	24	Ca HOLLAND	372	25	* K LEVERS	3.125	24	T MEASHAM	23	(3)
26	AJ McPEAKE	65	26	J MARTINEZ	369	26	* K ALI	3.188	26	L BROOKS	21	(2)
27	A HUGHES	61	27	L SMITH	352	27	L TURNBULL	3.238	27	T PANK	20	
27	Ca HOLLAND	61	27	M LITHERLAND	352	28	* B ROYTHORNE	3.250	27	J LAWSON	20	(2)
29	J MARTINEZ	59	29	J LAWSON	348	29	* P WALKER	3.325	29	K LEVERS	15	
30	L BOWLES	56	30	M MINNIS	343	30	* J LISTER	3.700	30	D BARKER	14	
31	L SMITH	55	31	AJ McPEAKE	326	31	* T GREEN	3.725	30	M LITHERLAND	14	
32	J STEVENSON	54	32	B BROOKS	325	32	* P MARTIN	3.763	32	J MARTINEZ	13	
33	M LITHERLAND	53	33	D PAUL	308	32	* R COOK	3.763	33	C DAVENPORT	12	
34	D BARKER	51	34	L BOWLES	279	34	* C DAVENPORT	3.775	33	K ALI	12	
34	B BROOKS	51	35	L CHADWICK	277	35	* S SLATER	3.813	33	D PAUL	12	(2)
36	D PAUL	49	36	J STEVENSON	276	36	* K SCHOFIELD	3.888	36	M McNULTY	10	
37	S SCHULE	47	37	D BARKER	266	37	* K COOK	4.050	36	P MARTIN	10	
37	L CHADWICK	47	38	P MARTIN	263	38	* F HOLMES	4.250	36	S BOWMAN	10	
39	P WALKER	46	39	S BOWMAN	244	39	* G HADDON	4.500	39	G HADDON	9	
40	P MARTIN	45	40	P WALKER	236	40	* E HENRY	4.650	39	T GREEN	9	
41	J LISTER	41	41	S SCHULE	234	41	* G REYES-ENGLAND	4.738	39	N GULL	9	
41	S BOWMAN	41	41	J LISTER	234	42	A OXSPRING	4.750	39	M BRADLEY	9	
43	J HAGUES	38	43	J HAGUES	221	43	* R REES	4.800	43	K SCHOFIELD	8	
44	K ALI	30	44	R COOK	197	44	* M BRADLEY	4.900	43	L CHADWICK	8	
45	M McNULTY	29	45	M BRADLEY	194	45	* D BARKER	5.038	43	C BULLOCK	8	
45	J BULLOCK	29	46	D JACKSON	190	46	* J STEVENSON	5.125	43	B BROOKS	8	(2)
45	R COOK	29	47	I BRADLEY	189	47	* R HUGHES	5.275	43	Ca HOLLAND	8	
45	A OXSPRING	29	48	K ALI	185	48	* J ELMORE	5.600	43	H TAYLOR	8	
45	I BRADLEY	29	48	E JACKSON	185	48	* J MARTINEZ	5.600	49	R LEY	7	
45	M BRADLEY	29	50	N BRADFORD	172	50	* M SEO	5.675	49	A CHATTLE	7	

(Driver Ranking = Average Position in Qualifying, Final Position, Fastest Lap & Race Laps Over Last 20 club nights)

JUNIOR STATISTICS 1992-2022 - AFTER 656 CLUB NIGHTS

Sheet 2 of 4 (Note: Highlighted Names are Current 2022 Members, CS = Best Consecutive Results)

MEETINGS ATTENDED		RACES COMPLETED		DRIVER RANKING		FINALS WON					
Pos	JUNIOR	No	Pos	JUNIOR	No	Pos	JUNIOR	No	CS		
45	D JACKSON	29	51	A BRADFORD	169	51	* A CHATTLE	5.863	49	A BRADFORD	7
52	C DAVENPORT	28	52	M SEO	163	52	* L CHADWICK	6.025	52	S SLATER	6 (2)
52	E HENRY	28	52	K COOK	163	53	* J WATSON	6.063	52	P WALKER	6 (2)
52	E JACKSON	28	52	A OXSPRING	163	54	* M LITHERLAND	6.250	52	G CONNALLY	6
55	K SCHOFIELD	27	52	S ROYTHORNE	163	55	* M McNULTY	6.288	52	E HENRY	6
56	N GULL	26	56	N GULL	156	56	* J BULLOCK	6.300	52	R COOK	6
56	N BRADFORD	26	57	M McNULTY	154	57	* B BROOKS	6.488	52	E JACKSON	6
58	G HADDON	25	57	J PERRY	154	58	* D PAUL	6.550	52	D JACKSON	6 (2)
58	A BRADFORD	25	59	R HUGHES	151	59	* D JACKSON	7.088	52	T JAMES	6 (2)
58	S ROYTHORNE	25	60	J BULLOCK	150	60	* H TAYLOR	7.513	52	J HAGUES	6 (2)
61	K COOK	24	61	C DAVENPORT	149	61	* S SCHULE	7.825	61	L HAWLEY	5
61	J PERRY	24	62	K SCHOFIELD	144	62	* S BOWMAN	8.050	61	J BULLOCK	5
63	A CHATTLE	23	63	E HENRY	143	63	* E STOTT-ZAFIROPOULOS	8.063	61	A HARTLEY	5 (2)
63	L STOTT-ZAFIROPOULOS	23	64	G HADDON	138	64	* S MAFFIN	8.275	61	B CARRINGTON	5
63	J ELMORE	23	65	A CHATTLE	136	65	* L BROOKS	8.475	61	K ASHWORTH	5
66	J WATSON	22	66	L STOTT-ZAFIROPOULOS	135	66	* S MARTINEZ	8.600	61	M WARREN	5
66	R MAFFIN	22	67	H TAYLOR	134	67	* T SHARP	8.663	61	K COOK	5
66	T GREEN	22	68	K ASHWORTH	132	68	* L STOTT-ZAFIROPOULOS	8.900	61	N BRADFORD	5
66	R HUGHES	22	68	J ELMORE	132	69	* Ca HOLLAND	8.913	61	I PAUL	5 (2)
66	E STOTT-ZAFIROPOULOS	22	70	T JAMES	131	70	* R MAFFIN	8.988	70	A REES	4
71	K ASHWORTH	21	71	E STOTT-ZAFIROPOULOS	130	71	* N BRADFORD	9.550	70	J WATSON	4
71	H TAYLOR	21	72	B RILEY	124	72	* I BRADLEY	9.688	70	T SHARP	4
71	S MARTINEZ	21	73	T GREEN	119	73	* J HAGUES	9.800	70	M WATTS	4
74	S SLATER	20	74	S MARTINEZ	117	74	* S ROYTHORNE	10.000	70	J LISTER	4
74	T SHARP	20	75	J WATSON	113	75	* A BRADFORD	10.775	70	B JEFFRIES	4
74	S MAFFIN	20	76	R MAFFIN	109	76	T JAMES	10.863	70	E STOTT-ZAFIROPOULOS	4
74	T JAMES	20	77	S SLATER	108	77	* E JACKSON	12.500	70	L STOTT-ZAFIROPOULOS	4
78	B RILEY	19	77	B CARRINGTON	108	78	* J PERRY	13.813	70	J ELMORE	4
79	B CARRINGTON	18	79	T SHARP	103	N/A	J WOODHOUSE	2.000	70	S ROYTHORNE	4
79	J THOMPSON	18	79	J GRATTON	103	N/A	L CAPEWELL	2.438	70	J THOMPSON	4
81	R LEY	17	81	S MAFFIN	99	N/A	S GILLARD	2.725	70	E DOYLE	4
81	G CONNALLY	17	82	M WARREN	98	N/A	M WARREN	2.817	82	A PANK	3
81	J GRATTON	17	83	F McCANDLESS	96	N/A	J THOMPSON	2.972	82	C CLARK	3
84	A HARTLEY	15	84	R LEY	92	N/A	JJ HUGHES-DOWD	3.000	82	R HUGHES	3
84	J MOSEDALE	15	85	G CONNALLY	91	N/A	A WATHEY	3.545	82	J PERRY	3
84	M WARREN	15	86	A HARTLEY	83	N/A	K JACKSON	3.563	82	J BLURTON	3
87	E DOYLE	14	87	A WATHEY	72	N/A	T REES	3.667	87	C WOODCOCK	2
88	C KAVANAGH	13	87	J MOSEDALE	72	N/A	S TAGUE	3.813	87	Mat McNULTY	2
88	M WATTS	13	87	B JEFFRIES	72	N/A	A FEARN	3.850	87	J MOSEDALE	2
90	J DOBBINS	12	90	M WATTS	69	N/A	N ZIMMERMANN	3.969	87	D SPENCER	2
90	F McCANDLESS	12	91	I PAUL	68	N/A	E DOYLE	4.071	87	N ZIMMERMANN	2
92	A PANK	11	92	C KAVANAGH	65	N/A	R LEY	4.103	87	A OXSPRING	2
92	A WATHEY	11	93	D JEFFRIES	62	N/A	C CLARK	4.179	87	L BLAKE	2
92	N McDONALD	11	94	A FEARN	61	N/A	D SPENCER	4.375	87	D JEFFRIES	2 (2)
95	S GILLARD	10	94	I MATTHEWS	61	N/A	N BLACK	4.375	87	J GRATTON	2
95	A FEARN	10	94	J THOMPSON	61	N/A	M BUCKLEY	4.417	87	F McCANDLESS	2
95	I MATTHEWS	10	97	J DOBBINS	60	N/A	M WESTON	4.438	87	I BRADLEY	2
98	L HAWLEY	9	98	A PANK	58	N/A	T KERR	4.458	87	E PAUL	2 (2)
98	D NEALE	9	99	N McDONALD	57	N/A	L BLAKE	4.500	87	B RILEY	2
98	C WOODCOCK	9	100	J BLURTON	56	N/A	M YEOMANS	4.563	87	J McDONALD	2

JUNIOR STATISTICS 1992-2022 - AFTER 656 CLUB NIGHTS

Sheet 3 of 4 (Note: Highlighted Names are Current 2022 Members, CS = Best Consecutive Results)

MEETINGS ATTENDED		RACES COMPLETED		DRIVER RANKING		FINALS WON					
Pos	JUNIOR	No	Pos	JUNIOR	No	Pos	JUNIOR	No	CS		
98	Mat McNULTY	9	101	Ca BLURTON	55	N/A	I MATTHEWS	5.075	87	T KERR	2
98	B JEFFRIES	9	102	E PAUL	54	N/A	J DOBBINS	5.083	102	S GILLARD	1
98	D JEFFRIES	9	103	N ZIMMERMANN	51	N/A	N McDONALD	5.114	102	C KAVANAGH	1
98	I PAUL	9	104	S GILLARD	50	N/A	A HARTLEY	5.212	102	D NEALE	1
98	E PAUL	9	104	L HAWLEY	50	N/A	B REES	5.350	102	A MILNER	1
106	M SEO	8	104	E DOYLE	50	N/A	T STEVENSON	5.417	102	T REES	1
106	TI REES	8	107	S LIVESEY	49	N/A	J MOSEDALE	5.462	102	R MAFFIN	1
106	C BARTLETT	8	108	C BARTLETT	48	N/A	M WILLIS	5.750	102	T ALLDREAD	1
106	Ca BLURTON	8	109	Mat McNULTY	47	N/A	B CARRINGTON	5.847	102	M HART	1
106	J BLURTON	8	110	C WOODCOCK	46	N/A	J McDONALD	6.458	102	S MAFFIN	1
111	A MILNER	7	111	D NEALE	44	N/A	B JEFFRIES	6.472	102	D GEBAUERS	1
111	A REES	7	112	C CLARK	41	N/A	L BELL	6.550	102	L BELL	1
111	C CLARK	7	113	TI REES	40	N/A	D GEBAUERS	6.750	102	M SEO	1
111	N ZIMMERMANN	7	114	A REES	38	N/A	D NEALE	7.083	102	A FEARN	1
111	M BUCKLEY	7	114	J McDONALD	38	N/A	L HAWLEY	7.083	102	I MATTHEWS	1
116	M HART	6	116	A MILNER	36	N/A	D JEFFRIES	7.111	102	M WILLIS	1
116	S LIVESEY	6	117	B REES	35	N/A	Mat McNULTY	7.167	102	B REES	1
116	SM BLURTON	6	118	M BUCKLEY	33	N/A	C BARTLETT	7.344	102	S TAGUE	1
116	J McDONALD	6	119	M HART	31	N/A	J GRATTON	7.426	102	L CAPEWELL	1
116	T KERR	6	119	A PARKIN	31	N/A	M WATTS	7.519	102	M BUCKLEY	1
116	T STEVENSON	6	119	SM BLURTON	31	N/A	C WOODCOCK	8.056	102	S LIVESEY	1
116	JJ HUGHES-DOWD	6	122	L PARKIN	30	N/A	R FREEMAN	8.417	102	L PARKIN	1
123	L BELL	5	123	K JACKSON	29	N/A	H MOHAMMED	8.500	102	A PARKIN	1
123	B REES	5	123	M WESTON	29	N/A	G CONNALLY	8.588	102	R FREEMAN	1
123	L BLAKE	5	123	R FREEMAN	29	N/A	B RILEY	8.697	102	S MARTINEZ	1
123	A PARKIN	5	126	L BELL	26	N/A	A STOTT	8.750	102	J WOODHOUSE	1
123	L PARKIN	5	126	M YEOMANS	26	N/A	A MILNER	8.786	102	E DOYLE	1
128	D SPENCER	4	128	S TAGUE	24	N/A	M HART	9.417	102	T STEVENSON	1
128	M YEOMANS	4	128	T KERR	24	N/A	Ca BLURTON	9.594	102	JJ HUGHES-DOWD	1
128	M WILLIS	4	130	D SPENCER	23	N/A	J BLURTON	9.781			
128	S TAGUE	4	131	M WILLIS	20	N/A	A PANK	10.114			
128	K JACKSON	4	131	L CAPEWELL	20	N/A	T ALLDREAD	10.167			
128	L CAPEWELL	4	133	T STEVENSON	19	N/A	E GIBBS	10.417			
128	M WESTON	4	133	JJ HUGHES-DOWD	19	N/A	F McCANDLESS	10.558			
135	T REES	3	135	T REES	16	N/A	C KAVANAGH	10.692			
135	D ALLDREAD	3	135	T ALLDREAD	16	N/A	TI REES	10.719			
135	T ALLDREAD	3	135	D GEBAUERS	16	N/A	D ALLDREAD	10.750			
135	D GEBAUERS	3	138	D ALLDREAD	15	N/A	A REES	10.786			
135	E GIBBS	3	138	E GIBBS	15	N/A	SM BLURTON	10.833			
135	R FREEMAN	3	140	H MOHAMMED	14	N/A	A PARKIN	11.300			
141	N BLACK	2	141	L BLAKE	13	N/A	E PAUL	11.806			
141	J WOODHOUSE	2	142	N BLACK	10	N/A	L PARKIN	12.900			
143	H MOHAMMED	1	143	J WOODHOUSE	6	N/A	S LIVESEY	13.083			
143	A STOTT	1	144	A STOTT	5	N/A	I PAUL	13.667			

Outright Track Record Holders After DHORC 656

Adults

Pos	Name	Qualifying	F1	GC	F1	GC	Total
			Fastest Laps	Fastest Laps	Race Laps	Race Laps	
1	L Pateman	32	43	63	27	47	212
2	S Goodlip	20	35	10	30	17	112
3	A Smith	26	13	26	13	23	101
4	N Sismey	15	8	11	15	16	65
5	J Sismey	15	7	8	14	13	57
6	M Chadwick	12			8	9	29
7	W Lander	9	5	3	6		23
8	P Rees	2	3		11	3	19
8	A McPeake	4	3	5	7		19
10	J Tague	4	3	2	3	5	17
11	J Lymer	4	2	1	2	1	10
12	T Baldock	3	1	1	1	2	8
13	L Smith	2	1	3			6
13	A Turnbull	1	2		3		6
15	D Garbett	1		1	2	1	5
15	C Roythorne		2	2		1	5
17	J Neale				2	1	3
17	S Anand	1			1	1	3
17	T Chadwick		1		2		3
17	J Lamb	1		1	1		3
21	M Allsopp				2		2
21	S Lander			1	1		2
21	C Bowles	1	1				2
24	G Peach		1				1
24	D McPeake		1				1
24	J Roythorne				1		1
24	S Pank				1		1
Total		143	122	129	136	134	716

Note: Some Records Can Be Held By More Than One Member - Highlighted Names 2022 Members

Outright Track Record Holders After DHORC 656

Juniors

Pos	Name	Qualifying	F1	GC	F1	GC	Total
			Fastest Laps	Fastest Laps	Race Laps	Race Laps	
1	A Turnbull	31	22	16	34	17	120
2	R Litherland	24	21	26	14	28	113
3	J Sismey	15	15	12	11	17	70
4	A Hall	12	9	7	13	12	53
5	T Chadwick	7	6	10	7	19	49
6	AJ McPeake	10	9	4	9	4	36
7	T Measham	6	4	1	13	3	27
7	J Henry	2	9	5	9	2	27
9	L Bowles	10	3	3	3	6	25
10	J Mellor	10	4	4	2	4	24
11	H Smith	7	4	5	2	2	20
12	M Minnis	6	2	4	2	5	19
13	Z Roythorne	2	2	6		8	18
14	J Pateman	4	4	5	1	3	17
15	B Roythorne	1	1	6		2	10
15	J Lawson	1	2	2	4	1	10
17	F Holmes	1	3	2	3		9
17	C Brentnall		2	3		4	9
19	A Hughes	2	1	5			8
19	L Smith		4		4		8
21	T Pank		1	3	2		6
21	C Bowles	2	1		1	2	6
23	P Connally		1	3			4
23	R Rees	1	1	1		1	4
23	K Ashworth	1	1	1		1	4
23	L Turnbull	1	1		2		4
27	K Levers		1		1	1	3
28	P Martin		1		1		2
28	N Gull		1		1		2
30	Ca Holland			1			1
30	E Henry		1				1
30	C Clark					1	1
30	K Ali				1		1
30	B Brooks				1		1
30	J Elmore		1				1
30	S Roythorne			1			1
30	A Hartley			1			1
Total		156	138	137	141	143	715

Note: Some Records Can Be Held By More Than One Member - **Highlighted Names 2022 Members**

DHORC Statistics 2022

Poles		Adult			Junior			Poles	
Records		Name	Total	2022	Name	Total	2022	Records	
All Time		L Pateman	122	10	L Bowles	18	16	All Time	
L Pateman	122	S Goodlip	87	3	J Lawson	10	5	R Litherland	61
Season		N Sismey	85		H Smith	9	4	Season	
S Goodlip	17	A Smith	48	10	JJ Hughes-Dowd	1	1	L Smith	21
		P Rees	18	1					
		D Garbett	5						
		J Lamb	3						
		G Peach	2						
		C Bowles	2	1					
		A Turnbull	1	1					
Race Wins		Adult			Junior			Race Wins	
Records		Name	Total	2022	Name	Total	2022	Records	
All Time		L Pateman	116	8	L Bowles	16	14	All Time	
L Pateman	116	N Sismey	85	1	H Smith	11	2	A Hall	49
Season		S Goodlip	83	4	J Lawson	10	7	Season	
W Lander	16	A Smith	42	9	J Thompson	1	1	L Smith	20
		P Rees	28	1	J Woodhouse	1	1	A Hall	20
		D Garbett	4		E Doyle	1	1		
		G Peach	3						
		A Turnbull	3	2					
		J Lamb	2						
		R Litherland	2	1					
Fast Laps		Adult			Junior			Fast Laps	
Records		Name	Total	2022	Name	Total	2022	Records	
All Time		L Pateman	280	12	H Smith	16	6	All Time	
L Pateman	280	S Goodlip	54	7	L Bowles	16	13	J Sismey	59
Season		A Smith	51	8	J Lawson	9	6	Season	
L Pateman	19	N Sismey	50		JJ Hughes-Dowd	1	1	L Smith	21
A Smith	19	P Rees	12						
		D Garbett	4	1					
		G Peach	3						
		C Bowles	3						
		J Lamb	2						
		A Turnbull	2						
Race Laps		Adult			Junior			Race Laps	
Records		Name	Total	2022	Name	Total	2022	Records	
All Time		L Pateman	182	8	L Bowles	17	14	All Time	
L Pateman	182	N Sismey	90	1	H Smith	9	3	R Litherland	63
Season		S Goodlip	66	4	J Lawson	9	6	Season	
W Lander	16	A Smith	56	10	J Woodhouse	1	1	A Hall	22
		P Rees	23	2	E Doyle	1	1		
		D Garbett	6						
		J Lamb	2						
		G Peach	2						
		A Turnbull	2	1					
		C Bowles	2	2					

Current Members Best Ever Position Records after DHORC 656

Qualifying					Final Position					Fastest Laps					Race Laps				
Pos	Adult	DHORC	Gap	Date	Pos	Adult	DHORC	Gap	Date	Pos	Adult	DHORC	Gap	Date	Pos	Adult	DHORC	Gap	Date
1	A Smith	656	0	29-Nov-22	1	A Smith	656	0	29-Nov-22	1	A Smith	656	0	29-Nov-22	1	A Smith	656	0	29-Nov-22
1	L Pateman	655	1	29-Nov-22	1	L Pateman	655	1	29-Nov-22	1	L Pateman	655	1	29-Nov-22	1	L Pateman	655	1	29-Nov-22
1	S Goodlip	653	3	08-Nov-22	1	R Litherland	652	4	18-Oct-22	1	S Goodlip	653	3	08-Nov-22	1	C Bowles	653	3	08-Nov-22
1	C Bowles	647	9	09-Aug-22	1	A Turnbull	649	7	27-Sep-22	1	D Garbett	651	5	18-Oct-22	1	P Goodlip	652	4	18-Oct-22
1	P Rees	640	16	26-Apr-22	1	N Sismey	645	11	28-Jun-22	1	A Turnbull	625	31	19-Oct-22	1	S Rees	649	7	27-Sep-22
1	A Turnbull	635	21	22-Feb-22	1	S Goodlip	643	13	07-Jun-22	1	J Lamb	616	40	11-Feb-20	1	N Sismey	645	11	28-Jun-22
1	D Garbett	625	31	19-Oct-21	1	P Rees	631	25	11-Jan-22	1	C Bowles	612	44	07-Nov-19	1	A Turnbull	635	21	22-Feb-22
1	J Lamb	616	40	11-Feb-20	1	D Garbett	611	45	29-Oct-19	1	L Smith	591	65	23-Feb-19	1	D Garbett	611	45	29-Oct-19
1	N Sismey	613	43	07-Jan-20	1	L Smith	566	90	24-Feb-18	1	G Peach	565	91	24-Feb-18	1	L Smith	579	77	04-Sep-18
1	L Smith	591	65	23-Feb-19	1	J Lamb	538	118	25-Feb-17	1	N Sismey	511	145	27-Feb-16	1	G Peach	565	91	24-Feb-18
1	G Peach	565	91	24-Feb-18	1	G Peach	537	119	25-Feb-17	1	P Rees	497	159	30-Jun-15	1	J Lamb	538	118	25-Feb-17
2	R Litherland	624	32	28-Sep-21	2	C Bowles	600	56	09-Jul-19	2	R Litherland	624	32	28-Sep-21	2	R Litherland	624	32	28-Sep-21
4	L Blacker	650	6	27-Sep-22	3	D Turnbull	527	129	13-Sep-16	3	C Cooper	389	17	05-Apr-22	3	D Edwards	599	57	25-Jun-19
4	D Edwards	581	75	09-Oct-18	3	R Masters	433	223	23-Feb-13	3	R Masters	382	274	26-Feb-11	3	R Masters	433	223	23-Feb-13
4	R Masters	279	377	26-Sep-06	4	S Smith	537	119	25-Feb-17	4	D Turnbull	564	92	24-Feb-18	4	L Blacker	642	14	17-May-22
5	S Gray	627	29	09-Nov-21	5	S Gray	627	29	09-Nov-21	4	D Edwards	541	115	07-Mar-17	4	S Smith	537	119	25-Feb-17
5	D Turnbull	539	117	26-Feb-17	5	D Edwards	581	75	09-Oct-18	5	L Blacker	621	35	07-Sep-21	5	C Cooper	627	29	09-Nov-21
6	L Edwards	512	144	27-Feb-16	6	L Blacker	655	1	29-Nov-22	6	J Lawson	650	6	27-Sep-22	5	D Turnbull	596	60	09-Apr-19
7	M Dutton	649	7	27-Sep-22	6	R Lawson	530	126	18-Oct-16	6	S Gray	635	21	22-Feb-22	6	R Lawson	530	126	18-Oct-16
7	R Lawson	629	27	30-Nov-21	6	L Edwards	512	144	27-Feb-16	6	L Edwards	512	144	27-Feb-16	7	S Gray	627	29	09-Nov-21
7	S Smith	538	118	25-Feb-17	7	J Lawson	650	6	27-Sep-22	8	S Smith	537	119	25-Feb-17	8	J Lawson	650	6	27-Sep-22
8	J Lawson	650	6	27-Sep-22	8	M Dutton	649	7	27-Sep-22	8	R Lawson	530	126	18-Oct-16	8	M Dutton	647	9	09-Aug-22
8	L Bowles	648	8	09-Aug-22	8	C Cooper	630	26	30-Nov-21	9	M Dutton	649	7	27-Sep-22	9	JJ Hughes-Dowd	655	1	29-Nov-22
8	C Cooper	628	28	09-Nov-21	9	JJ Hughes-Dowd	655	1	29-Nov-22	9	H Smith	650	6	27-Sep-22	9	H Smith	650	6	27-Sep-22
9	JJ Hughes-Dowd	655	1	29-Nov-22	9	H Smith	649	7	27-Sep-22	9	H Bowles	648	8	09-Aug-22	9	L Bowles	648	8	09-Aug-22
10	A Woodhouse	647	9	09-Aug-22	9	L Bowles	648	8	09-Aug-22	11	A Stevenson	655	1	29-Nov-22	9	S Kerr	643	13	07-Jun-22
10	A Thompson	646	10	28-Jun-22	13	D Hughes-Dowd	655	1	29-Nov-22	11	S Kerr	643	13	07-Jun-22	9	L Edwards	637	19	15-Mar-22
10	S Kerr	643	13	07-Jun-22	13	A Thompson	645	11	28-Jun-22	12	JJ Hughes-Dowd	654	2	29-Nov-22	11	A Thompson	655	1	29-Nov-22
12	D Hughes-Dowd	655	1	29-Nov-22	14	A Woodhouse	647	9	09-Aug-22	12	A Woodhouse	647	9	09-Aug-22	12	A Woodhouse	647	9	09-Aug-22
12	H Smith	649	7	27-Sep-22	15	A Stevenson	651	5	18-Oct-22	12	A Thompson	644	12	07-Jun-22	13	A Stevenson	655	1	29-Nov-22
13	A Stevenson	651	5	18-Oct-22	16	S Kerr	643	13	07-Jun-22	13	D Hughes-Dowd	656	0	29-Nov-22	16	D Hughes-Dowd	651	5	18-Oct-22
1	J Lawson	656	0	29-Nov-22	1	J Lawson	656	0	29-Nov-22	1	JJ Hughes-Dowd	656	0	29-Nov-22	1	J Lawson	656	0	29-Nov-22
1	JJ Hughes-Dowd	655	1	29-Nov-22	1	L Bowles	654	2	08-Nov-22	1	J Lawson	655	1	29-Nov-22	1	L Bowles	654	2	08-Nov-22
1	L Bowles	654	2	08-Nov-22	1	E Doyle	649	7	27-Sep-22	1	H Smith	654	2	08-Nov-22	1	E Doyle	649	7	27-Sep-22
1	H Smith	644	12	07-Jun-22	1	J Woodhouse	647	9	09-Aug-22	1	L Bowles	653	3	08-Nov-22	1	J Woodhouse	647	9	09-Aug-22
2	J Thompson	636	20	22-Feb-22	1	H Smith	644	12	07-Jun-22	2	J Woodhouse	647	9	09-Aug-22	1	H Smith	644	12	07-Jun-22
3	J Woodhouse	648	8	09-Aug-22	1	J Thompson	640	16	26-Apr-22	2	E Doyle	646	10	28-Jun-22	2	JJ Hughes-Dowd	654	2	08-Nov-22
3	E Doyle	646	10	28-Jun-22	2	JJ Hughes-Dowd	654	2	08-Nov-22	2	J Thompson	636	20	22-Feb-22	2	J Thompson	636	20	22-Feb-22
3	T Kerr	643	13	07-Jun-22	2	T Stevenson	653	3	08-Nov-22	3	T Kerr	643	13	07-Jun-22	4	T Kerr	640	16	26-Apr-22
5	T Stevenson	652	4	18-Oct-22	3	T Kerr	640	16	26-Apr-22	5	T Stevenson	655	1	29-Nov-22	5	T Stevenson	653	3	08-Nov-22

Distance Covered In DHORC Club Championship 2022

Pos	Competitor	Class	Laps	Feet	Feet / Race	Miles	Races
1	P Rees	A	2,619.5	234,740	2,552	44.5	92
2	A Smith	A	2,447.3	221,618	2,841	42.0	78
3	A Turnbull	A	2,419.9	217,310	2,557	41.2	85
4	N Sismey	A	2,386.0	213,367	2,540	40.4	84
5	L Pateman	A	2,370.0	210,581	2,735	39.9	77
6	D Garbett	A	2,236.9	199,217	2,400	37.7	83
7	L Blacker	A	2,216.4	197,922	2,175	37.5	91
8	C Bowles	A	2,057.4	187,622	2,535	35.5	74
9	D Turnbull	A	2,057.6	184,165	2,274	34.9	81
10	S Gray	A	1,980.9	177,367	2,039	33.6	87
11	S Goodlip	A	1,909.8	170,184	2,618	32.2	65
12	G Peach	A	1,537.3	140,354	2,462	26.6	57
13	L Bowles	J	1,463.8	133,266	2,082	25.2	64
14	R Litherland	A	1,464.8	131,271	2,477	24.9	53
15	R Lawson	A	1,269.9	113,568	2,143	21.5	53
16	A Thompson	A	1,183.5	107,486	1,853	20.4	58
17	J Lawson	J	1,185.1	106,498	1,972	20.2	54
18	L Smith	A	1,015.2	94,409	2,360	17.9	40
19	J Thompson	A	983.4	90,444	1,483	17.1	61
20	S Smith	A	958.6	87,981	1,955	16.7	45
21	H Smith	J	873.3	80,206	2,005	15.2	40
22	C Cooper	A	887.8	78,287	2,007	14.8	39
23	M Dutson	A	855.2	76,959	1,673	14.6	46
24	D Edwards	A	723.8	67,589	2,253	12.8	30
25	E Doyle	J	724.2	65,071	1,301	12.3	50
26	J Lamb	A	654.9	57,104	2,115	10.8	27
27	L Edwards	A	560.2	50,646	2,110	9.6	24
28	S Kerr	A	486.9	44,088	2,004	8.4	22
29	T Kerr	J	404.4	36,607	1,525	6.9	24
30	J Lawson	A	343.6	32,292	1,900	6.1	17
31	JJ Hughes-Dowd	J	274.3	25,764	1,356	4.9	19
32	A Stevenson	A	247.9	23,062	1,281	4.4	18
33	D Hughes-Dowd	A	232.5	21,655	1,203	4.1	18
34	H Smith	A	219.3	21,601	1,964	4.1	11
35	T Stevenson	J	198.7	18,719	985	3.5	19
36	L Bowles	A	147.0	12,422	2,070	2.4	6
37	A Woodhouse	A	130.7	11,044	1,841	2.1	6
38	R Masters	A	124.9	10,554	1,759	2.0	6
39	J Woodhouse	J	109.6	9,261	1,544	1.8	6
40	JJ Hughes-Dowd	A	69.6	6,856	979	1.3	7
Pos	Competitor	Class	30,437.5	2,732,552.0	2,431	517.5	1,124

Next Circuit



Oulton Park



Where Do We Race Next?

What Are The Records?

Who Has Been On The Podium?

Circuit History

Oulton Park Circuit is a motor racing track close to the village of Little Budworth, Cheshire, England. It is about 5 miles (8 km) from Winsford, 13 miles (21 km) from Chester city centre, 8 miles (13 km) from Northwich and 17 miles (27 km) from Warrington, with a nearby rail connection along the Mid-Cheshire Line. It occupies much of the area which was previously known as the Oulton Estate. The racing circuit is owned and operated by Jonathan Palmer's MotorSport Vision organisation.

The track is characterised by rapidly changing gradients, blind crests and several tight corners. The full circuit is 2.8 mi (4.5 km). The highest part of the course is Hill Top. Paddock facilities are reasonable in size with large areas of hard-standing and some power points.

The race track can be adapted for shorter courses. The "Foster's" Circuit, which is 1.66 miles (2.7 km), comprises half of the "Cascades" corner followed by the "Hislop's" chicane, it then heads onto Knickerbrook and up the 13% gradient of Clay Hill to work its way round to the start/finish straight. The British Touring Car Championships uses all of the Cascades Corner and Lakeside but then forks off into a hairpin before Island Bend. This hairpin cuts out all of the Island section of the circuit and takes the cars straight back over Hill Top.

Beginning in 2007, all the circuit's marshalling stations were redesigned with protective cages. This was to prevent incidents similar to those seen in the 2006 season when cars had collided with marshalling posts. A cage-protected marshals' station was also built at the bottom of the back straight near the chicane preceding Knickerbrook.

Rounds 13&14		Oulton Park (UK)			Rounds 25&26		
Previous Results							
Adults				1st	2nd	3rd	
DHRC 623 F1	28-Sep	2021	114'6"	P Rees	N Sismey	S Goodlip	
DHRC 624 GC	28-Sep	2021	114'6"	R Litherland	A Turnbull	S Goodlip	
DHRC 643 F1	07-Jun	2022	92'7"	S Goodlip	A Turnbull	N Sismey	
DHRC 644 GC	07-Jun	2022	92'7"	L Pateman	A Smith	S Goodlip	
DHRC 655 F1	13-Dec	2022	92'7"				
DHRC 655 GC	13-Dec	2022	92'7"				
Juniors				1st	2nd	3rd	
DHRC 623 F1	28-Sep	2021	114'6"	H Smith	N/A	N/A	
DHRC 624 GC	28-Sep	2021	114'6"	H Smith	N/A	N/A	
DHRC 643 F1	07-Jun	2022	92'7"	J Lawson	H Smith	J Thompson	
DHRC 644 GC	07-Jun	2022	92'7"	H Smith	J Lawson	E Doyle	
DHRC 655 F1	13-Dec	2022	92'7"				
DHRC 655 GC	13-Dec	2022	92'7"				

Circuit Records			Lap Length 92'7"		
Qualifying					
F1	S Goodlip	07Jun22	55.4 Laps		
GC	L Pateman	07Jun22	74.5 Laps		
Fastest Laps					
F1	S Goodlip	07Jun22	5.51 Secs		
GC	A Smith	07Jun22	4.03 Secs		
Race Laps					
F1	S Goodlip	07Jun22	29.8 Laps		
GC	L Pateman	07Jun22	42.1 Laps		
Final Points					
5.5 Points	A Turnbull	07Jun22			

DHRC 655 & 656

Oulton Park Best Off Chart 1

Qualifying Combined					Final Points			
Pos	Adult	Laps	MPH	Date	Pos	Adult	Pts	Date
1	A Smith (M)	N/A	N/A	N/A	1	A Turnbull	5.5	07-Jun-22
1	A Thompson	N/A	N/A	N/A	2	G Peach (M)	3.5	07-Jun-22
1	A Turnbull	N/A	N/A	N/A	3	S Smith	3.0	07-Jun-22
1	D Garbett (M)	N/A	N/A	N/A	4	L Blacker	2.5	07-Jun-22
1	D Turnbull	N/A	N/A	N/A	4	P Rees (M)	2.5	07-Jun-22
1	G Peach (M)	N/A	N/A	N/A	4	S Gray (M)	2.5	07-Jun-22
1	L Blacker	N/A	N/A	N/A	7	S Goodlip	2.0	07-Jun-22
1	L Pateman	N/A	N/A	N/A	7	L Pateman	2.0	07-Jun-22
1	L Smith	N/A	N/A	N/A	9	A Smith (M)	1.5	07-Jun-22
1	M Dutson	N/A	N/A	N/A	9	L Smith	1.5	07-Jun-22
1	N Sismey (M)	N/A	N/A	N/A	9	M Dutson	1.5	07-Jun-22
1	P Rees (M)	N/A	N/A	N/A	9	D Turnbull	1.5	07-Jun-22
1	R Lawson	N/A	N/A	N/A	13	N Sismey (M)	1.0	07-Jun-22
1	S Goodlip	N/A	N/A	N/A	13	D Garbett (M)	1.0	07-Jun-22
1	S Gray (M)	N/A	N/A	N/A	15	S Kerr	0.0	07-Jun-22
1	S Kerr	N/A	N/A	N/A	15	R Lawson	0.0	07-Jun-22
1	S Smith	N/A	N/A	N/A	15	A Thompson	0.0	07-Jun-22
Pos	Junior	Laps	MPH	Date	Pos	Junior	Pts	Date
1	E Doyle	N/A	N/A	N/A	1	J Thompson	3.0	07-Jun-22
1	H Smith	N/A	N/A	N/A	1	E Doyle	3.0	07-Jun-22
1	J Lawson	N/A	N/A	N/A	3	J Lawson	2.0	07-Jun-22
1	J Thompson	N/A	N/A	N/A	3	H Smith	2.0	07-Jun-22
1	T Kerr	N/A	N/A	N/A	5	T Kerr	1.5	07-Jun-22



Oulton Park Best Off Chart 2 - F1

Qualifying					Fastest Laps					Race Laps				
Pos	Adult	Laps	MPH	Date	Pos	Adult	Time	MPH	Date	Pos	Adult	Laps	MPH	Date
1	S Goodlip	55.4	9.714	07-Jun-22	1	S Goodlip	5.51	11.456	07-Jun-22	1	S Goodlip	29.8	10.450	07-Jun-22
2	P Rees (M)	52.0	9.118	07-Jun-22	2	D Garbett (M)	5.55	11.373	07-Jun-22	2	A Turnbull	29.6	10.380	07-Jun-22
2	N Sismey (M)	52.0	9.118	07-Jun-22	3	A Smith (M)	5.56	11.353	07-Jun-22	3	A Smith (M)	28.1	9.854	07-Jun-22
4	L Pateman	51.4	9.013	07-Jun-22	4	L Pateman	5.60	11.272	07-Jun-22	4	N Sismey (M)	27.6	9.679	07-Jun-22
5	A Smith (M)	51.2	8.977	07-Jun-22	5	A Turnbull	5.62	11.232	07-Jun-22	5	P Rees (M)	27.4	9.609	07-Jun-22
6	D Garbett (M)	51.0	8.942	07-Jun-22	6	P Rees (M)	5.75	10.978	07-Jun-22	6	D Garbett (M)	26.9	9.433	07-Jun-22
7	A Turnbull	50.8	8.907	07-Jun-22	7	L Smith	6.11	10.331	07-Jun-22	7	L Pateman	26.1	9.153	07-Jun-22
8	D Turnbull	46.7	8.188	07-Jun-22	8	L Blacker	6.22	10.148	07-Jun-22	8	G Peach (M)	25.4	8.907	07-Jun-22
9	L Blacker	45.6	7.996	07-Jun-22	8	G Peach (M)	6.22	10.148	07-Jun-22	9	S Kerr	23.8	8.346	07-Jun-22
10	S Kerr	45.4	7.960	07-Jun-22	10	N Sismey (M)	6.23	10.132	07-Jun-22	10	L Blacker	23.6	8.276	07-Jun-22
11	G Peach (M)	45.2	7.925	07-Jun-22	11	S Kerr	6.43	9.817	07-Jun-22	11	D Turnbull	23.4	8.206	07-Jun-22
12	S Gray (M)	42.1	7.382	07-Jun-22	12	D Turnbull	6.63	9.521	07-Jun-22	12	L Smith	22.4	7.855	07-Jun-22
13	R Lawson	41.7	7.312	07-Jun-22	13	S Smith	6.67	9.464	07-Jun-22	12	S Smith	22.4	7.855	07-Jun-22
14	L Smith	40.1	7.031	07-Jun-22	14	R Lawson	6.86	9.202	07-Jun-22	14	S Gray (M)	22.1	7.750	07-Jun-22
15	S Smith	39.7	6.961	07-Jun-22	15	A Thompson	6.94	9.095	07-Jun-22	15	R Lawson	21.4	7.505	07-Jun-22
16	A Thompson	38.6	6.768	07-Jun-22	16	S Gray (M)	7.05	8.954	07-Jun-22	16	A Thompson	19.9	6.979	07-Jun-22
17	M Dutson	33.3	5.839	07-Jun-22	17	M Dutson	7.69	8.208	07-Jun-22	17	M Dutson	17.8	6.242	07-Jun-22
Pos	Junior	Laps	MPH	Date	Pos	Junior	Time	MPH	Date	Pos	Junior	Laps	MPH	Date
1	H Smith	42.0	7.364	07-Jun-22	1	H Smith	6.02	10.486	07-Jun-22	1	J Lawson	22.4	7.855	07-Jun-22
2	J Lawson	40.1	7.031	07-Jun-22	2	J Lawson	6.60	9.564	07-Jun-22	2	H Smith	21.2	7.434	07-Jun-22
3	T Kerr	31.2	5.471	07-Jun-22	3	T Kerr	6.80	9.283	07-Jun-22	3	J Thompson	20.7	7.259	07-Jun-22
4	J Thompson	29.9	5.243	07-Jun-22	4	J Thompson	7.22	8.743	07-Jun-22	4	T Kerr	17.4	6.102	07-Jun-22
5	E Doyle	27.8	4.874	07-Jun-22	5	E Doyle	8.00	7.890	07-Jun-22	5	E Doyle	16.7	5.856	07-Jun-22



Oulton Park

Oulton Park Best Off Chart 3 - GC

Qualifying					Fastest Laps					Race Laps				
Pos	Adult	Laps	MPH	Date	Pos	Adult	Time	MPH	Date	Pos	Adult	Laps	MPH	Date
1	L Pateman	74.5	13.063	07-Jun-22	1	A Smith (M)	4.03	15.663	07-Jun-22	1	L Pateman	42.1	14.764	07-Jun-22
2	A Smith (M)	73.1	12.817	07-Jun-22	2	L Pateman	4.10	15.396	07-Jun-22	2	A Smith (M)	37.5	13.151	07-Jun-22
3	S Goodlip	69.6	12.204	07-Jun-22	3	S Goodlip	4.38	14.412	07-Jun-22	3	G Peach (M)	36.7	12.870	07-Jun-22
4	A Turnbull	68.2	11.958	07-Jun-22	4	G Peach (M)	4.54	13.904	07-Jun-22	4	S Goodlip	35.6	12.484	07-Jun-22
5	P Rees (M)	66.4	11.643	07-Jun-22	5	L Smith	4.73	13.345	07-Jun-22	5	P Rees (M)	35.1	12.309	07-Jun-22
6	D Garbett (M)	64.8	11.362	07-Jun-22	5	L Blacker	4.73	13.345	07-Jun-22	6	A Turnbull	34.9	12.239	07-Jun-22
7	N Sismey (M)	63.9	11.204	07-Jun-22	7	N Sismey (M)	4.78	13.206	07-Jun-22	7	D Garbett (M)	33.3	11.678	07-Jun-22
8	G Peach (M)	62.3	10.924	07-Jun-22	8	D Garbett (M)	4.79	13.178	07-Jun-22	8	N Sismey (M)	32.4	11.362	07-Jun-22
9	L Smith	58.0	10.170	07-Jun-22	9	A Turnbull	4.81	13.123	07-Jun-22	9	L Smith	31.1	10.906	07-Jun-22
10	S Smith	57.6	10.100	07-Jun-22	10	P Rees (M)	4.90	12.882	07-Jun-22	10	L Blacker	30.9	10.836	07-Jun-22
11	D Turnbull	57.0	9.994	07-Jun-22	11	D Turnbull	5.23	12.069	07-Jun-22	11	S Smith	29.8	10.450	07-Jun-22
12	L Blacker	54.5	9.556	07-Jun-22	12	A Thompson	5.33	11.843	07-Jun-22	11	D Turnbull	29.8	10.450	07-Jun-22
13	R Lawson	54.2	9.503	07-Jun-22	13	S Kerr	5.38	11.733	07-Jun-22	13	R Lawson	27.5	9.644	07-Jun-22
14	S Kerr	53.2	9.328	07-Jun-22	14	S Smith	5.53	11.415	07-Jun-22	14	S Kerr	27.1	9.503	07-Jun-22
15	S Gray (M)	49.3	8.644	07-Jun-22	15	R Lawson	5.70	11.074	07-Jun-22	15	S Gray (M)	26.6	9.328	07-Jun-22
16	M Dutson	49.0	8.592	07-Jun-22	16	M Dutson	5.87	10.753	07-Jun-22	16	M Dutson	26.2	9.188	07-Jun-22
17	A Thompson	45.8	8.031	07-Jun-22	17	S Gray (M)	6.27	10.067	07-Jun-22	17	A Thompson	23.5	8.241	07-Jun-22

Pos	Junior	Laps	MPH	Date	Pos	Junior	Time	MPH	Date	Pos	Junior	Laps	MPH	Date
1	H Smith	56.7	9.942	07-Jun-22	1	H Smith	5.25	12.023	07-Jun-22	1	H Smith	29.9	10.485	07-Jun-22
2	J Lawson	55.2	9.679	07-Jun-22	2	J Lawson	5.30	11.910	07-Jun-22	2	J Lawson	28.4	9.959	07-Jun-22
3	J Thompson	43.5	7.627	07-Jun-22	3	T Kerr	6.21	10.165	07-Jun-22	3	J Thompson	23.4	8.206	07-Jun-22
4	T Kerr	42.6	7.470	07-Jun-22	4	J Thompson	6.67	9.464	07-Jun-22	4	T Kerr	21.8	7.645	07-Jun-22
5	E Doyle	33.5	5.874	07-Jun-22	5	E Doyle	6.86	9.202	07-Jun-22	4	E Doyle	21.8	7.645	07-Jun-22



Oulton Park 



LEXAN BODY CATALOGUE

Legends

SWB = 38mm (1.5")
between axle centres

LWB = 41mm (1.6")
between axle centres



AC Cobra
Convertible
LWB



Acura NSX
GT3 2017
LWB
30mm Clip



Alfa Romeo 155
Touring Car
LWB
29mm Clip



Alfa Romeo
BTCC
LWB
30mm Clip



Alfa Romeo
TZ3 Corsa
SWB
29mm Clip



Aston Martin
Vantage GT3
LWB



Audi
R8LMS GT3
LWB



Audi S3
BTCC
LWB
27mm Clip



Austin
Mini Cooper
SWB
28mm Clip



Bentley
Continental GT3
LWB
30mm Clip










BMW
320i Turbo Grp5
SWB
27mm Clip



BMW 1 Series
BTCC
LWB
29mm Clip








































BMW
M1
SWB
30mm Clip
















			
BMW M3 GT2 LWB 27mm Clip	BMW Z4 GT3 LWB	BMW Z8 Convertible LWB 30mm Clip	Bugatti EB110 SWB 32mm Clip
			
Bugatti Veyron LWB 31mm Clip			
			
Chevrolet Nastruck LWB 30mm Clip	Chevron B19 SWB or LWB 29mm Clip	Corvette C5r GT SWB 30mm Clip	Corvette C7r GT 2017 LWB 31mm Clip
			
Corvette C8r GT3 LWB	Corvette Daytona Prototype SWB 30mm Clip	Corvette 1969 Stingray SWB 30mm Clip	
			
Datsun 240Z SWB 27mm Clip	Datsun Fairlady 2000 LWB 26mm Clip	Dodge Challenger LWB 31mm Clip	

			
Ferrari 250 gt Berlinetta Lusso SWB 30mm Clip	Ferrari 250 GTO LWB 29mm Clip	Ferrari 308 GTb LWB 28mm Clip	Ferrari 365 GTb Daytona SWB 28mm Clip
			
Ferrari 488 Gte LWB 29mm Clip	Ferrari 512 LM SWB or LWB 29mm Clip	Ferrari 575 GTc LWB 30mm Clip	Ferrari 612 Can-Am SWB 32mm Clip
			
Ferrari F40 SWB 32mm Clip	Ferrari Testarossa SWB 32mm Clip	Ford Capri SWB 30mm Clip	Ford Escort SWB 29mm Clip
			
Ford Custom Van LWB 30mm Clip	Ford Focus RS BTCC LWB 29mm Clip	Ford 2006 GT LWB 29mm Clip	Ford 2016 GT LWB Body Pins Only
			
Ford GT40 SWB 29mm Clip	Ford 2005 Mustang LWB 27mm Clip		

			
Honda Civic BTCC LWB 28mm Clip	Honda Integra LWB 28mm Clip	Honda S2000 SWB 26mm Clip	
			
Jaguar D Type LWB 30mm Clip	Jaguar XJ 220 LWB 32mm Clip	Jaguar XJR 5 (Grp 44) SWB 32mm Clip	Jaguar XJR 9 (Grp C) SWB or LWB 33mm Clip
			
Jaguar XKR GT3 LWB 30mm Clip			Koenigsegg CCX LWB 30mm Clip
			
Lamborghini Contach SWB 29mm Clip	Lamborghini Huracan GT3 LWB 32mm Clip	Lamborghini Miura Concept LWB 30mm Clip	Lamborghini Miura Jota SWB 28mm Clip
			
Lancia LC2 SWB 31mm Clip	Lotus Elise LWB 27mm Clip	Lotus Espirit LWB	Lotus Europa LWB 31mm Clip

			
Matchbox Hi-Tailer LWB 33mm Clip	Mazda 787b (Grp C) LWB 30mm Clip	Mazda RX7 SWB 27mm Clip	McLaren F1 GTr LWB
			
McLaren MP4 12C GT3 LWB 28mm Clip	Mercedes Gullwing 300SL SWB	Mercedes 300SLR LWB	Mercedes CLK GTB LWB 30mm Clip
			
Mercedes DTM Car LWB 30mm Clip	MG 6GT BTCC LWB 28mm Clip	Mini Mini Cooper LWB 27mm Clip	Morris Minor LWB 27mm Clip
			
Mustang 1967 GT 500 SWB 30mm Clip	Mustang Mach 1 SWB 30mm Clip		
			
Nascar SWB 32mm Clip	Nissan 300ZX SWB 31mm Clip	Nissan March 86G Gtp SWB or LWB 30mm Clip	Nissan R390 GT LWB 32mm Clip

			
Nissan 1989 R89C LWB 32mm Clip	Nissan 1977 Skyline GT-R LWB 27mm Clip	Nissan R32 Skyline SWB 30mm Clip	Nissan Grp C SWB 32mm Clip
			
Pagani Huayra LWB 29mm Clip	Pagani Zonda C12 LWB 30mm Clip	Panoz 1999 LMP-1 LWB 32mm Clip	Peugeot 905 Grp C SWB or LWB 31mm Clip
			
Pontiac 1977 Firebird LWB 30mm Clip	Porsche 908 SWB 29mm Clip	Porsche 910 LWB 32mm Clip	Porsche 911 GT3 SWB 27mm Clip
			
Porsche 911 Turbo RSR GT3 LWB 28mm Clip	Porsche 917 SWB or LWB 31mm Clip	Porsche 934 Turbo RSR SWB 26mm Clip	Porsche 935 Turbo SWB 28mm Clip
			
Porsche 956 Grp C SWB 31mm Clip	Porsche 959 SWB 29mm Clip	Porsche 962 Grp C LWB 32mm Clip	

			
Renault Clio Cup Car LWB 30mm Clip	Renault Clio V6 LWB 29mm Clip	Renault Megane Trophy LWB 30mm Clip	Renault RS01 GT LWB 28mm Clip
			
Saleen S7 LWB	Sauber Mercedes C11 Grp C SWB or LWB 32mm Clip	Shadow MK 11a LWB 31mm Clip	Shelby Cobra Daytona Coupe SWB 31mm Clip
			
Subaru Levorg BTCC LWB 28mm Clip			
			
Toyota 88C-V Grp C SWB or LWB 32mm Clip	Toyota GT-One LWB	Triumph TR7 LWB 28mm Clip	TVR Sagaris LWB
			
Wiesmann GT MF5 SWB or LWB			Zakspeed Grp 5 Capri SWB or LWB 30mm Clip

Where is DHORC?

Derby HO Racing Club

dhorc

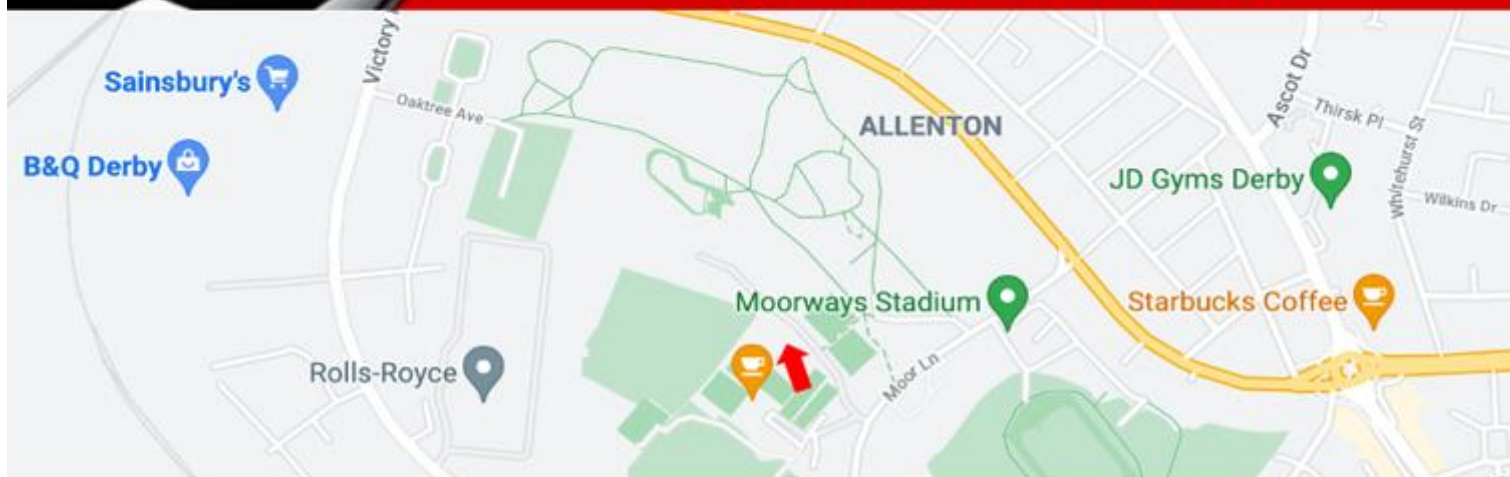
Home of HO Le Mans

Sponsored by
HARDEN CREEK
SLOTCARS

Derby H:O Racing Club
A Record Breaking Club



www.dhorc.co.uk



DHORC's Club Room



Derby Leisure Ltd Table Tennis Room

Derby Leisure Ltd,
Moor Lane, Allenton
Derby, DE24 9HY

Derby HO Racing Club
dhorc
Home of HO Le Mans
Carrera DIGITAL

Nick Sismey
sismey80@hotmail.co.uk
07984 339192