

Visit dhorc.co.uk or Find us on **facebook**

Derby HO Racing Club

dhorc

Home of HO Le Mans

Sponsored by
HARDEN CREEK
SLOT CARS

Club Night

658

Round 28

Oulton Park – GC

13Dec22



JJ Hughes-Dowd
takes his **1st**
race win

ADULTS

- 01 A SMITH
- 02 G PEACH
- 03 N SISMEY



JUNIORS

- 01 JJ HUGHES-DOWD
- 02 H SMITH
- 03 E DOYLE



This Week:

A record equalling 28 Round year comes to a close

History and Key Facts

HO Club founded on 7 July 1992

- DHORC: Derby HO Racing Club ("HO" Is The Scale = 1/64th)
- Section of Derby Leisure Limited, open to all!
- Home of world famous international Le Mans 24 Hour race.
- Smaller scale version of Scalextric, once set up works all night!
- Four-lane circuits
- Computerised timing
- Statistics for every meeting and every member since July 1992
- Over 20 race meetings each year
- 50+ circuit designs, up to 567 feet in length
- Eight-lane routed Rockingham oval
- Two car categories – Tyco open wheel (F1)
 - Tomy SGP, BSRT, VSR enclosed wheel (GC)



Carrera Digital Club 1st race due 18 January 2022

- 1/32nd Carrera Digital GT Cars
- 12 Evenings a year, minimum 3x15-minute races per driver per evening.
- 4 circuits, 3 evenings per circuit
- Full computerised timing and stats through SmartRace App



The Club Nights and Magazine Coverage

HO

- Racing starts between 18:45 and 19:00 hours – Finished by 21:30 hours
- Minimum of four 3-minute qualifying races & up to two Finals (F1 & GC) for each member
- Championship points for all members
- Magazine produced for every single meeting and covering every track statistic

Carrera Digital

- Racing starts between 18:00 and 18:15 hours – Finished by 21:30 hours
- Magazine produced after each evening
- Championship points for all members

- Rules & regulations booklet covering all the DHORC rules produced each year
- Great family atmosphere, a help-all culture

Membership Fees, Car Costs and Prizes

- Adult £30 and junior (under 16) £15 for HO & Carrera, £40/£20 combined
- Only £50 Total expenditure for two cars HO Cars, £65 one Carrera
- All cars and spares can be bought at club
- Adult, Masters (over 56), Junior (16 & under) championships



Championship prizes adult / junior per meeting (Not paid out in 2022)

1 st	£5	£3
2 nd	£3	£2
3 rd	£1	£1



Editorial 658



A record equalling season closes! Thank you all so much for supporting our 31st season at DHORC. With 28 Rounds it equals our longest ever season, matching 2019. Had two of the 15 evenings not been single Finals we would have broken the record, as we would if I hadn't had to cancel the second Nashville Round following my operation.

Will 2023 break the record? Again we have 16 evenings plus an extra oval evening, once DHORCingham is up and running, with possibly four rounds on one night. There again we have agreed to reduce the maximum number of racers for double Finals from 24 to 20 so that may reduce the number of rounds. Time will tell.

Congratulations to **JJ Hughes-Dowd** for taking his very first Junior Club Night win at Round 28. I'm sure it will be the first of many. Congrats also to **Phil Rees** for winning the only remaining Championship, the DHORC Final Challenge, at the last race of the year from a hard charging **Adam Turnbull**. And congrats to **Angus Smith** for rounding off a very successful season with his 11th Adult and 20th Masters win.

Finally a big thank you from the bottom of my heart to all of you for making season 31 so enjoyable. Adding Carrera Digital (CD) to DHORC's portfolio has been an incredible success and to have so many new Members in both HO and CD has been amazing. A Very Merry Christmas and a Happy New Year to you all and your nearest and dearest. See you in 2023.



Front Cover: JJ Hughes-Dowd takes first Junior win

Derby HO Racing Club		Committee...2023		Derby HO Racing Club	
Chairman / Treasurer	Nick Sismey	M 07984 339 192	sismey80@hotmail.co.uk		
Vice Chairman	Phil Rees	M 07912 378 652	dhorcman.p.r@ntlworld.com		
Secretary	Laura Edwards	M 07501 217 254	laurabubbles07@hotmail.co.uk		
Spares	Geoff Peach	M 07443 585 902	geoff@geoffpeach.com		
Race Control/Scrutineer	John Lamb	M 07758 917 497	john.lamb22@ntlworld.com		
Race Control	Liam Smith	M 07477 698 158	liam-smith-93@hotmail.co.uk		
Race Control	Darryn Mutch	M 07954 741 677	darrynmutch@live.co.uk		
Scrutineer	Dean Garbett	M 07964 854 084	garbettd@sky.com		
Carrera Digital Scrutineer	Angus Smith	M 07591 813 431	angus@angussmith500.plus.com		
Carrera Digital	John Lamb	M 07758 917 497	john.lamb22@ntlworld.com		
Carrera Digital	Steve White	M 07859 999 480	wslotcarsteve@gmail.com		

ROLLS-ROYCE SLOT CAR MAGAZINE IS PUBLISHED AND COPYRIGHT 2022 BY DHORC, AND NO PORTION MAY BE REPRODUCED OR TRANSMITTED WITHOUT WRITTEN PERMISSION, AND MAY CONTAIN ARTICLES AND GRAPHICS REPRINTED WITH THE PERMISSION OF THE ORIGINAL COPYRIGHT HOLDER, WHO RETAINS ALL RIGHTS,

Contents 658

Page	Details
003	Editorial
004	Contents
005	News & Views Including..... <ol style="list-style-type: none">1. Acknowledgements2. Jessie-James takes first Junior HO race win3. Updated DHORC "Hall of Fame"4. How did 2022 stand up to previous years?5. Former DHORC Member from 1996
006	2023 Calendar
008	2022 Winners & Continuous Club Night Attendance Records
010	DHORC Official Clothing
012	Slot Cars & Spares
014	Razorlite Lexans HO
016	Race Report – Oulton Park GC – 13th December 2022 - Round 28 of 28 Including..... Page 25 - Race Results Page 31 - Best Results Page 36 - Championship Tables
040	Members' Statistics
053	Next Race - Miami International Autodrome – 10th January 2023 - Rounds 01 & 02 of 32
055	Razorlite Lexans HO Catalogue

www.slotcarsdirect.com

Slot Cars Direct are proud to be the HO parts supplier to Derby HO Racing Club, keeping them in Tip Top Form for a great nights racing.



We stock parts for and from manufacturers like:
Viper VSR, WIZZARDHO, Tomy AFX, Aurora AFX, Tyco, Mattel, Matchbox, Ideal TCR, Micro Scalextric, Marchon, Silicone Tyres, Lexan Bodies, BSRT, HC Venom Products, Special Lexan Mounting Clips.

News & Views.....658

1. Acknowledgements for DHORC 658

Phil Rees	Parc Ferme & Everything Else	Dean Garbett	Packing Away
Angus Smith	Setting Up & Packing Away	Lewis Blacker	Packing Away
Stuart Gray	Setting Up & Packing Away	Adam Turnbull	Packing Away
Dan Hughes-Dowd	Packing Away	JJ Hughes-Dowd	Packing Away
Dan Turnbull	Race Control & Packing Away	Steve Smith	Packing Away
Geoff Peach	Car Preparation & Spares	Harry Smith	Packing Away

2. Jessie-James takes first Junior HO race win

Congratulations to **Jessie-James (JJ) Hughes-Dowd** for taking his very first Junior HO race win at Oulton Park on Tuesday night at only his eighth start.



JJ first came along to our Zandvoort Club Night on 27Sep22 as a Non-Member, as a guest of friend and 2022 Junior Champion **Lewis Bowles**. JJ even set the fastest Junior F1 lap time on his first night!

He enjoyed it so much that he came along with dad, Dan, to the next Club Night at Mallory Park on 18Oct22 whereupon they both joined, which was great news.



Hearing about our Carrera Digital racing they then decided to check out our Fuji Club Night the following week, just to watch. They liked that so much that they were soon round at **Phil Rees'** man cave for a test, before racing at the next Fuji Club Night. JJ therefore became our first Junior to race digital cars. So far JJ has been top Hughes-Dowd in both categories although Dan has beaten him at least once in Carrera Digital.

At the final Carrera Digital Club Night JJ and Dan were joined by two of JJ's older brothers, Jason-Thomas (JT) – right at Phil's - and Jay-Dee (JD). JT will continue to race digital alongside JJ and Dan.

Day	Date	Location	Round	Round	Track	
Tuesday	10-Jan	Table Tennis Room	1 (F1)	2 (GC)	Miami (NEW)	
Tuesday	31-Jan	Table Tennis Room	3 (F1)	4 (GC)	Interlagos	
Tuesday	21-Feb	Table Tennis Room	5 (F1)	6 (GC)	Cadwell Park	
Tuesday	14-Mar	Table Tennis Room	7 (F1)	8 (GC)	Monaco	
Tuesday	04-Apr	Table Tennis Room	9 (F1)	10 (GC)	Long Beach	
Tuesday	02-May	Table Tennis Room	11 (F1)	12 (GC)	Zandvoort	
Tuesday	16-May	Table Tennis Room	13 (F1)	14 (GC)	Nashville	
Tuesday	06-Jun	Table Tennis Room	15 (F1)	16 (GC)	Donington Park	
Tuesday	27-Jun	Table Tennis Room	17 (F1)	18 (GC)	Miami	
Tuesday	18-Jul	Table Tennis Room	19 (F1)	20 (GC)	Interlagos	
Tuesday	08-Aug	Table Tennis Room	21 (F1)	22 (GC)	Cadwell Park	
Tuesday	12-Sep	Table Tennis Room	23 (F1)	24 (GC)	Monaco	
Tuesday	03-Oct	Table Tennis Room	25 (F1)	26 (GC)	Long Beach	
Tuesday	24-Oct	Table Tennis Room	27 (F1)	28 (GC)	Zandvoort	
Tuesday	14-Nov	Table Tennis Room	29 (F1)	30 (GC)	Nashville	
Tuesday	28-Nov	Table Tennis Room	31 (F1)	32 (GC)	Donington Park	



Day	Date	Location	Rounds*	Track	
Tuesday	03-Jan	Table Tennis Room	Test Night	Imola	
Tuesday	17-Jan	Table Tennis Room	1 2 3	Imola (New)	
Tuesday	07-Feb	Table Tennis Room	4 5 6	Imola	
Saturday	18-Feb	Table Tennis Room	DISCA/DHORC	Sebring 4 Hours - Oxigen/Carrera GT4	
Tuesday	07-Mar	Table Tennis Room	7 8 9	Paul Ricard (New)	
Tuesday	18-Apr	Table Tennis Room	10 11 12	Paul Ricard	
Tuesday	09-May	Table Tennis Room	13 14 15	Road Atlanta (New)	
Friday	02-Jun	Table Tennis Room	Test Night	Le Man	
Saturday	03-Jun	Table Tennis Room	16 17 18 19 20 21	Le Mans (New)	
Tuesday	13-Jun	Table Tennis Room	22 23 24	Road Atlanta	
Tuesday	04-Jul	Table Tennis Room	25 26 27	Brands Hatch (New)	
Tuesday	01-Aug	Table Tennis Room	28 29 30	Brands Hatch	
Tuesday	19-Sep	Table Tennis Room	31 32 33	Sakhir	
Tuesday	10-Oct	Table Tennis Room	34 35 36	Sakhir	
Tuesday	07-Nov	Table Tennis Room	37 38 39	Daytona Sports Car Course	
Saturday	25-Nov	Table Tennis Room	DISCA/DHORC	Fuji 6 Hours - Oxigen/Carrera WEC	
Tuesday	12-Dec	Table Tennis Room	40 41 42	Daytona Sports Car Course	

Key:

20 or less HO racers then double finals, 21 and above then single finals

* Could be more than three Digital Rounds on a night, depending on attendance.

Note: 75% of HO Rounds count towards DHORC Championship which equals 24

Note: 75% of Digital Rounds count towards Carrera Championship which equals 32

3. Updated DHORC “Hall of Fame”

The following charts show the updated DHORC “Hall of Fame”, which haven't been issued since 2019. Some Championships haven't been run since 2019, they may resurface in 2023. Watch this space.

DHORC Champions				
Year	Junior	Adult	Masters	Year
1992	Steve Slater (1)	Nick Sismey		1992
1993	Mike Minnis	John Tague		1993
1994	Mike Minnis (2)	John Tague		1994
1995	AJ McPeake	John Tague (3)		1995
1996	AJ McPeake (2)	Martin Chadwick		1996
1997	Chris Brentnall (1)	Martin Chadwick		1997
1998	Tim Pank (1)	Nick Sismey		1998
1999	Chris Bowles (1)	Nick Sismey		1999
2000	James Henry	Martin Chadwick		2000
2001	James Henry (2)	Martin Chadwick		2001
2002	Tom Chadwick	Simon Goodlip		2002
2003	Jamie Sismey	Lee Pateman		2003
2004	Jamie Sismey (2)	Lee Pateman		2004
2005	Tom Chadwick (2)	Martin Chadwick (5)		2005
2006	Tom Measham (1)	Wayne Lander		2006
2007	Ashley Hughes (1)	Wayne Lander		2007
2008	Liam Smith	Wayne Lander (3)		2008
2009	Liam Smith (2)	Jamie Sismey		2009
2010	Katie Levers (1)	Lee Pateman		2010
2011	James Mellor	Lee Pateman		2011
2012	James Mellor (2)	Lee Pateman (5)	Geoff Peach	2012
2013	Jacob Pateman (1)	Jamie Sismey	Geoff Peach	2013
2014	Adam Hall	Jamie Sismey (3)	Geoff Peach	2014
2015	Adam Hall (2)	Nick Sismey (4)	Geoff Peach	2015
2016	Reuben Litherland	Simon Goodlip	Geoff Peach	2016
2017	Reuben Litherland (2)	Simon Goodlip	Geoff Peach (6)	2017
2018	Adam Turnbull	Simon Goodlip (4)	Dean Garbett (1)	2018
2019	Adam Turnbull (2)	Angus Smith	Phil Rees (1)	2019
2020	N/A	N/A	N/A	2020
2021	Harry Smith	Angus Smith	Angus Smith	2021
2022	Lewis Bowles	Angus Smith (3)	Angus Smith (2)	2022
Year	Up to 16 years	Any age	56 years +	Year

Winners 2022

F1 Qualifies on Yellow & Red, GC on Green & Blue Lanes up to Round 14

Day	Date	Rnd	Track	Final	Adults	Masters	Juniors	Wooden
Tue	11-Jan	1	Long Beach	F1	P Rees	P Rees	J Lawson	J Lamb
Tue	11-Jan	2	Long Beach	GC	L Pateman	N Sismey	J Lawson	L Blacker
Tue	01-Feb	3	Donington Park	F1	A Smith	A Smith	J Lawson	J Lamb (2)
Tue	01-Feb	4	Donington Park	GC	L Pateman	A Smith	L Bowles	R Masters
Tue	22-Feb	5	Nashville	F1	A Turnbull	N Sismey	L Bowles	A Thompson
Tue	22-Feb	6	Nashville	GC	A Smith	A Smith	L Bowles	A Thompson
Tue	15-Mar	7	Zandvoort	F1	S Goodlip	P Rees	L Bowles	A Thompson
Tue	15-Mar	8	Zandvoort	GC	A Smith	A Smith	L Bowles	A Thompson
Tue	05-Apr	9	Mallory Park	F1	S Goodlip	A Smith	L Bowles	S Kerr
Tue	26-Apr	10	Dijon Prenois	F1	S Goodlip	P Rees	J Thompson	A Thompson
Tue	26-Apr	11	Dijon Prenois	GC	L Pateman	A Smith	H Smith	S Kerr (2)
Tue	17-May	12	Knockhill	GC	A Smith	A Smith	L Bowles	A Thompson
Tue	07-Jun	13	Oulton Park	F1	S Goodlip (4)	N Sismey	J Lawson	A Thompson
Tue	07-Jun	14	Oulton Park	GC	L Pateman	A Smith	H Smith	A Thompson
Tue	28-Jun	15	Long Beach	F1	N Sismey	N Sismey (4)	L Bowles	A Thompson
Tue	28-Jun	16	Long Beach	GC	L Pateman	A Smith	L Bowles	A Thompson
Tue	09-Aug	17	Donington Park	F1	A Smith	A Smith	J Woodhouse	A Woodhouse
Tue	09-Aug	18	Donington Park	GC	L Pateman	A Smith	L Bowles	A Woodhouse (2)
Tue	27-Sep	19	Zandvoort	F1	A Turnbull (2)	A Smith	E Doyle	L Blacker
Tue	27-Sep	20	Zandvoort	GC	A Smith	A Smith	J Lawson	L Blacker (3)
Tue	18-Oct	21	Mallory Park	F1	A Smith	A Smith	L Bowles	D Hughes-Dowd
Tue	18-Oct	22	Mallory Park	GC	R Litherland	A Smith	L Bowles	D Hughes-Dowd (2)
Tue	08-Nov	23	Dijon Prenois	F1	A Smith	A Smith	L Bowles	A Stevenson
Tue	08-Nov	24	Dijon Prenois	GC	L Pateman	A Smith	L Bowles (14)	A Stevenson
Tue	29-Nov	25	Knockhill	F1	L Pateman (8)	P Rees (4)	J Lawson	A Stevenson (3)
Tue	29-Nov	26	Knockhill	GC	A Smith	A Smith	J Lawson (7)	A Thompson (11)
Tue	13-Dec	27	Oulton Park	F1	A Smith	A Smith	H Smith (3)	M Dutson
Tue	13-Dec	28	Oulton Park	GC	A Smith (11)	A Smith (20)	JJ Hughes-Dowd	M Dutson (2)

Race Winners

Adults	Masters	Juniors	Wooden
 Angus Smith Adults	 Angus Smith Masters	 JJ Hughes-Dowd Juniors	 Macaully Dutson Wooden

Continuous Club Night Attendance Records

Members below have built up ten or more continuous Club Night attendances, including DHORC 658:-

Nick Sismey	207 Club Nights	Phil Rees	45	Lewis Blacker	30
Stuart Gray	28	Angus Smith	26	Dan Turnbull	22

Record Continuous Club Night Attendance	Nick Sismey	207
Record Continuous Evening Attendance	Nick Sismey	187
Record Continuous Club Night Attendance from 1st Race	Martin Allsopp	131

DHORC Challenge

Year	Adult	Junior	Year
1992			1992
1993			1993
1994			1994
1995	Simon Goodlip	Mike Minnis (1)	1995
1996	Lee Pateman	AJ McPeake (1)	1996
1997	Lee Pateman	Jordan Stevenson	1997
1998	Phil Rees	Jordan Stevenson (2)	1998
1999	Phil Rees	Dennis Barker (1)	1999
2000	Phil Rees	James Henry (1)	2000
2001	Phil Rees	Tom Chadwick	2001
2002	Simon Goodlip	Tom Chadwick (2)	2002
2003	Richard Seaman (1)	Richard Rees (1)	2003
2004	Lee Pateman	Jamie Sismey	2004
2005	Phil Rees	Jamie Sismey (2)	2005
2006	Wayne Lander	Ashley Hughes	2006
2007	Wayne Lander	Ashley Hughes (2)	2007
2008	Wayne Lander (3)	Liam Smith	2008
2009	Tom Chadwick (1)	Liam Smith (2)	2009
2010	Liam Smith	Katie Levers (1)	2010
2011	Liam Smith	James Mellor	2011
2012	Phil Rees	James Mellor (2)	2012
2013	Jamie Lymer	Peter Martin (1)	2013
2014	Jamie Lymer (2)	Adam Hall	2014
2015	Simon Goodlip	Adam Hall (2)	2015
2016	Simon Goodlip (4)	Reuben Litherland (1)	2016
2017	Lee Pateman (4)	Ben Roythorne (1)	2017
2018	Liam Smith (3)	Zach Roythorne (1)	2018
2019	Angus Smith	Adam Turnbull (1)	2019
2020	N/A	N/A	2020
2021	Phil Rees / Angus Smith (2)	Harry Smith (1)	2021
2022	Phil Rees (8)	Lewis Bowles (1)	2022

Presented to the Member who records the most Final points.

Derby HO Racing Club



Home of HO Le Mans *Sponsored by* **HARDEN CREEK**
SLOT CARS

Official Clothing



Please contact Nick Sismey



Memorial Cups

Year	Adult		Year
	Bob Chadwick	Alan Bullock	
1992			1992
1993			1993
1994	Allan McPeake		1994
1995	John Tague (1)		1995
1996	Simon Goodlip		1996
1997	Martin Chadwick		1997
1998	Martin Chadwick		1998
1999	Allan McPeake (2)		1999
2000	Martin Chadwick/Simon Goodlip		2000
2001	Martin Chadwick		2001
2002	Simon Goodlip		2002
2003	Martin Chadwick (5)		2003
2004	Lee Pateman		2004
2005	Nick Sismey		2005
2006	Wayne Lander (1)		2006
2007	Nick Sismey		2007
2008	Nick Sismey		2008
2009	Lee Pateman		2009
2010	Shloke Anand		2010
2011	Shloke Anand (2)		2011
2012	Lee Pateman		2012
2013	Nick Sismey		2013
2014	Jamie Sismey (1)	Jamie Sismey (1)	2014
2015	Nick Sismey (5)	Tony Baldock (1)	2015
2016	Phil Rees (1)	Lee Pateman	2016
2017	Simon Goodlip (4)	Lee Pateman	2017
2018	Angus Smith	Simon Goodlip (1)	2018
2019	Dean Garbett (1)	Lee Pateman	2019
2020	N/A	N/A	2020
2021	Angus Smith (2)	Angus Smith (1)	2021
2022	Reuben Litherland (1)	Lee Pateman (4)	2022

Alan Bullock presented to the winner of the last Round in August

Bob Chadwick presented to the winner of the last Round in October.

Slot Cars & Spares



Open Wheel (F1)



Chassis	£10.00	Bulkhead	£5.00
Car (+ £7.5 if Painted)	£15.00	Armature	£4.00
Resin Shell (+ £7.5 if Painted)	£6.00	Crown Gear	£2.00
Pickup Shoes (Pair)	£1.00	Rear Tyres (Pair)	£2.00
Pickup Springs	£0.25	Rear Axle	£3.00
Pinion Gear	£1.00	Guide Pins	£1.00
Front Tyres (Pair)	£1.50	Traction Magnets (Pair)	£2.00
Front Axle	£2.00	Brush Tubes (Pair)	£2.00
Brush Springs (Pair)	£1.00		
Brushes (Pair)	£1.00		
Motor Magnets (Pair)	£2.45		



Enclosed Wheel (GC)

#902 G3 or VSR Chassis	£30.00	(1st one £20)	
Wet Weather V-Jet	£31.50		
Painted Lexan Body	£7.50+		
#250B G3 Pickup Shoes (Pair)	£1.00	#925 G3 Endbell	£6.00
Pickup Springs	£0.25	Armature	£4.00
#417 7T Delrin Pinion Gear	£1.00	24T Delrin Crown Gear	£2.00
SGP Black Pinion	£0.30	Spacer washer	£0.25
#950 G3 Front Tyres (Pair)	£1.50	22T VSR Crown Gear	£2.00
Front Axle, Wheels and Tyres	£4.00	Rear Tyres (Pair)	£2.00
Rear Axle and Washer	£5.50	#941 Guide Pins	£1.00
Rear Double Flanged Hubs (Pair)	£3.50	Front Wheels (Pair)	£2.00
		VSR Pro Blank Chassis	£8.50
		Front Axle, Hubs & 'O' Rings	£3.00



Updated 30Sep18

4. How did 2022 stand up to previous years?

This year equalled one Club record, the number of Club Nights in a year, with 28. After a very slow 2021 it was also great to see 11 new Members this year. It all looks good for a fantastic 2023.

Year Stats 1993 - 2022								
Year	100%	Turn up Rate	Members		Attendance			£5 Voc
	Att		Year	New	Races	Total	Ave	
1993	10	81.90%	41	41	16	533	33	32
1994	8	81.70%	41	6	16	531	33	33
1995	13	78.80%	41	11	16	517	32	30
1996	8	74.40%	44	11	18	601	33	30
1997	5	72.10%	41	10	20	652	33	31
1998	2	73.90%	39	7	20	640	32	23
1999	4	71.50%	41	11	20	647	32	26
2000	6	66.60%	36	7	20	514	26	20
2001	8	72.62%	36	8	22	602	27	22
2002	8	67.80%	31	4	22	494	22	21
2003	5	71.62%	28	4	22	505	23	15
2004	1	67.15%	31	6	22	519	24	19
2005	2	67.33%	27	4	22	449	20	14
2006	5	69.57%	26	6	22	410	19	14
2007	6	69.67%	32	14	22	450	20	16
2008	6	65.12%	35	8	22	464	21	17
2009	10	69.41%	43	22	22	581	26	22
2010	6	76.82%	40	8	26	732	28	25
2011	3	62.79%	34	5	26	541	21	16
2012	4	66.85%	39	13	26	632	24	17
2013	5	55.96%	51	17	26	712	27	18
2014	5	63.92%	57	17	26	922	35	26
2015	4	58.79%	66	20	26	1086	42	19
2016	2	59.05%	50	6	26	740	28	21
2017	3	68.16%	47	8	26	786	30	25
2018	2	68.29%	51	12	26	841	32	27
2019	3	65.01%	39	4	28	735	26	20
2020	19	82.61%	29	0	4	95	24	N/A
2021	6	62.79%	25	1	14	216	15	8
2022	4	66.13%	36	11	28	578	21	13



Visit our
Facebook Page
or the back of
this magazine



Clear plastic bodies to suit a variety of HO
chassis. Many not found elsewhere



5. Former DHORC Member from 1996

While waiting for a prescription at the local Pharmacy who should walk in but former Member **Damon Brentnall** who I hadn't seen since his last of 41 Club Nights on 09Jan96. He was always known for being the first Member to win five consecutive Finals on a Club Night. That has never been beaten, only equalled by current Members **Lee Pateman** and **Angus Smith**. Great to see him!



Nick Sismey

Race Report



Round 28

Oulton Park – GC

13th December 2022

Rounds 13&14

Oulton Park (UK)

Rounds 27&28

Previous Results

	Adults			1st	2nd	3rd
DHORC 623 F1	28-Sep	2021	114'6"	P Rees	N Sismey	S Goodlip
DHORC 624 GC	28-Sep	2021	114'6"	R Litherland	A Turnbull	S Goodlip
DHORC 643 F1	07-Jun	2022	92'7"	S Goodlip	A Turnbull	N Sismey
DHORC 644 GC	07-Jun	2022	92'7"	L Pateman	A Smith	S Goodlip
DHORC 657 F1	13-Dec	2022	92'7"	A Smith	P Rees	A Turnbull
DHORC 658 GC	13-Dec	2022	92'7"	A Smith	G Peach	N Sismey
	Juniors			1st	2nd	3rd
DHORC 623 F1	28-Sep	2021	114'6"	H Smith	N/A	N/A
DHORC 624 GC	28-Sep	2021	114'6"	H Smith	N/A	N/A
DHORC 643 F1	07-Jun	2022	92'7"	J Lawson	H Smith	J Thompson
DHORC 644 GC	07-Jun	2022	92'7"	H Smith	J Lawson	E Doyle
DHORC 657 F1	13-Dec	2022	92'7"	H Smith	E Doyle	JJ Hughes-Dowd
DHORC 658 GC	13-Dec	2022	92'7"	JJ Hughes-Dowd	H Smith	E Doyle

Circuit Records

Lap Length 92'7"

Qualifying

F1	A Smith	13Dec22
	58.7 Laps	
GC	A Smith	13Dec22
	81.0 Laps	

Fastest Laps

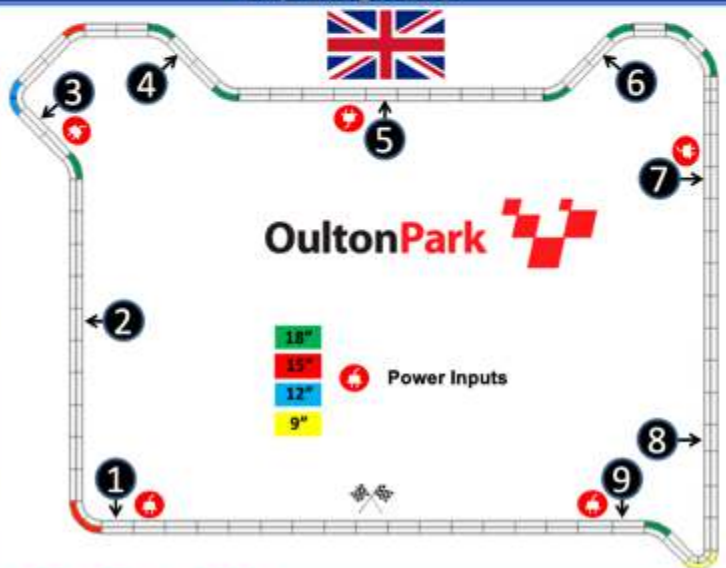
F1	D Garbett	13Dec22
	5.42 Secs	
GC	A Smith	13Dec22
	3.83 Secs	

Race Laps

F1	D Garbett	13Dec22
	30.8 Laps	
GC	A Smith	13Dec22
	43.2 Laps	

Final Points

5.5 Points	A Turnbull	07Jun22
------------	------------	---------



DHORC 657 & 658



Angus Smith's orange stable



A grinning Non-Member Peyton Doyle joins cousin Ella Doyle, Timmy Stevenson and JJ Hughes-Dowd in the first group of Qualifiers



Stuart Gray, Angus Smith and Lewis Blacker in marshalling mode

GC Finals ADULT REPORT GC Finals

Angus closes out 2022 with his 11th victory

'A' Final – **Angus Smith** went into the 28 day off season with his 11th victory of the year and 44th career win under his belt. He also set his 50th Pole equalling Jamie Sismey in fifth in the all-time charts. The 81.0 laps that took him to his 12th Pole of the year broke the absent Lee Pateman's 07Jun22 record of 74.5 laps. And on his way to No1 grid slot Angus broke his own fastest lap record set in June and Lee's race laps record. He became the first racer to go under four seconds and was within a tenth of that time in all three GC races he ran in, such was his consistency.

Nick Sismey was so pleased to be second on the grid after the woes he had with his cars over the last two evenings despite being a staggering 10.6 laps in arrears! Had it not been for his car preparer **Geoff Peach** putting in an inspired drive on Yellow lane, after winning the 'B', Nick felt he could have maintained his grid slot to the flag. Geoff, however, was just too quick and consistent, taking his first second place finish on a four-lane track since 07Mar17 at Sakhir. He has had three other second place finishes since but all were on ovals.

Due to yet another train strike **Adam Turnbull** cadged a lift to Derby from a snowy Sheffield with that kind chap that is **Dean Garbett**. It was certainly worth it as he took his fifth straight 'A' Final finish 1.5 laps behind Nick who was 0.7 behind Geoff. A big thank you to both Dean and Adam for travelling from Sheffield to each and every one of the evenings they have attended this year, it is very much appreciated. Adam took two wins during the year, a Pole and one most race laps with Dean taking two fastest laps and one most race laps.





Steve Smith and Dan Hughes-Dowd now have their sons to contend with in the Adults



'B' Final – **Dan Turnbull** clearly liked Oulton Park as he recorded the fourth best grid slot, one better than his personal best of fifth way back on 26Feb17, 119 Club Nights ago! He couldn't match the in form Geoff in the penultimate race of 2022 but kept 'C' Final winner Dean at bay by three laps. Dean set the fastest lap of the Final but couldn't tame Yellow lane as well as Geoff could in the last race of 2022.

Phil Rees completed his 2,784th lap, 98th race and 47.3 mile of racing in 2022 at the end of the 'B', all records for the year, that saw 546.8 miles of racing between the 40 racers. Unfortunately he actually stepped down early, after 18.1 laps, having been taken out at least twice and couldn't compete with the lap times of the rest. He did take home one race win this year, like Nick, so has kept his eye in. He also recorded a Pole and two most race laps! And to go with that he retains the DHORC Final Challenge, that he shared with Angus in 2021, taking a record 8th title.

'C' Final – **Lewis Blacker** almost matched Dean on lap times in the 'C', just 0.10 seconds separating the two, however the latter eked out a 1.6 lap lead by the flag. Lewis' 4.65 second lap time was the fourth quickest of the night, which beat his previous best of fifth on 07Sep21. Thank you also to Lewis for travelling from where he works in Wolverhampton to each Club Night and returning home to Burton-upon-Trent at night.

Stuart Gray easily qualified into the 'C' and was only 1.7 laps behind the faster Lewis while he held off 'D' Final winner (for the second time on the night) **Harry Smith**, who set the sixth fastest lap in Qualifying, two better than his previous best.

'D' Final – **Steve Smith** had an incredible battle with son Harry in the 'D', both matching each other lap after lap. We really didn't know which way it would go! It was only with two laps to go that Steve left the black top and couldn't recover the deficit as Harry won by 0.5 laps. It was probably the biggest cheer of the evening for the best race! Unfortunately someone went across Harry's lane just before the flag, so we didn't get a fastest lap time for him. He was pleased with the win though.

Reflecting the same line up as the F1 'D' Final **JJ Hughes-Dowd** took third this time, 4.6 laps down, with dad **Dan Hughes-Dowd** another 1.9 laps in arrears. 2023 is a new year Dan, JJ should be very afraid!

'Early' Final – **Alan Stevenson** was again on his lonesome here after taking a very creditable 11th on the grid. He would take 14th again with **Macaully Dutson** again taking the Wooden Spoon as he was, by this time, already at home.

MASTERS REPORT

Angus makes it 20 wins from 26 consecutive starts!

Angus was master of the Masters again, taking his 20th win from 26 starts after missing the first two Club Nights of the year. With three Masters on the Adult podium it was Geoff in second from Nick, Dean, Phil, and Stuart.





Alan Stevenson was very pleased not to take home any Wooden Spoons on Tuesday



The broad ages of DHORC, Ella and Geoff Peach at Turn 1 – Old Hall Corner

JUNIOR REPORT

JJ takes very first win in 8th start!

'A' Final – JJ Hughes-Dowd recorded his first Junior win on Tuesday night, which will no doubt be the first of many. It certainly bodes well for an exciting 2023 Junior Championship with no less than seven winners in 2022. JJ's 27.8 laps in the 'A' was the most of the night so he also took home his first best race laps of his short eight Club Night career.

Harry Smith made it back to back Poles on the night by 2.3 laps but lost out to JJ by 2.7 laps in the last Junior Final of the season. He did however set the fastest ever Junior lap at Oulton Park on Blue lane in Qualifying beating his own record in June by 0.52 seconds leaving it at 4.73 seconds. **Ella Doyle** was again on the podium in third, with **Timmy Stevenson** keeping his older competitors in sight in fourth. It is estimated that the combined age of the four Junior 'A' Finalists was approx. 41 years while the Adult 'A' Final was approx. 210 years!

Peyton Doyle again ran as a Non-Member, and this time would have taken fourth overall had she been in the 'A'.





Junior 'A' (LtoR) Timmy (4th), Ella (3rd), winner JJ and Harry (2nd)

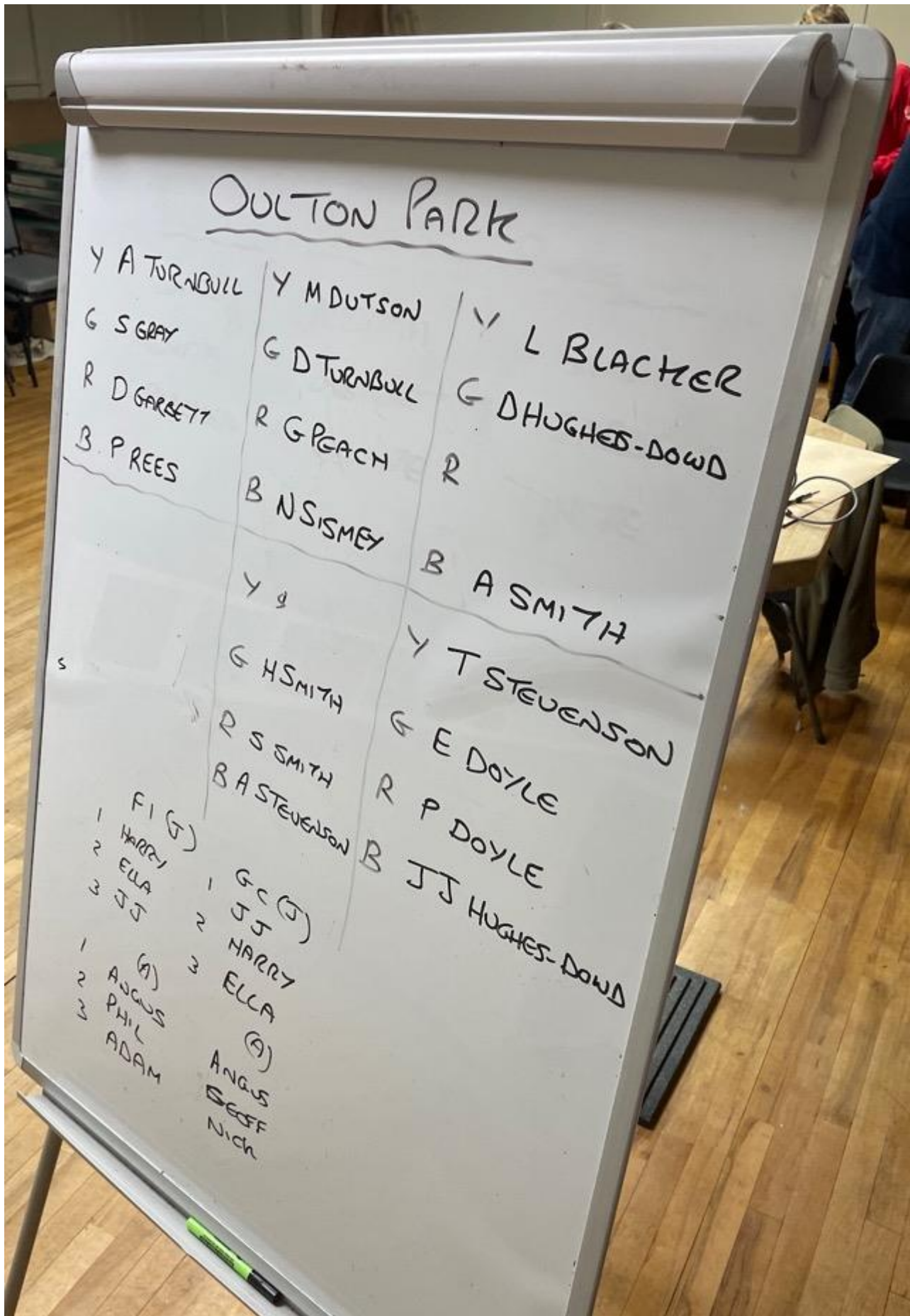


Race Results



Who Came Where?

Who Scored What?



Record equalling 28 Round season came to a close with 18 on the grid

DERBY H:O RACING CLUB CHAMPIONSHIP RACE 658														
Oulton Park GC - 13 December 22 - Round 28														
MASTER POINTS TABLE (NM = NON MEMBER)														
QUALIFYING					FASTEST LAPS					POINTS TOTAL				
POS	ADULT	LAPS	PTS	ADULT	POS	TIME	MPH	ADULT	POS	LAPS	ADULT	PTS	ADULT	PTS
POS	JUNIOR	LAPS	PTS	JUNIOR	POS	TIME	MPH	JUNIOR	POS	LAPS	JUNIOR	PTS	JUNIOR	PTS
1	A Smith (M)	81.0	45	1	A Smith (M)	3.83	16.481	1	A Smith (M)	43.2	1	A Smith (M)	50	
2	N Sismey (M)	70.4	38	2	D Garbett (M)	4.55	13.873	2	N Sismey (M)	35.6	2	G Peach (M)	38	
3	A Turnbull	65.3	34	3	G Peach (M)	4.59	13.752	3	G Peach (M)	35.5	3	N Sismey (M)	34	
4	D Turnbull	62.1	31	4	L Blacker	4.65	13.575	4	A Turnbull	33.3	4	A Turnbull	31	
5	P Rees (M)	61.1	29	5	A Turnbull	4.68	13.488	5	D Turnbull	33.0	5	D Turnbull	29	
6	G Peach (M)	60.8	28	6	H Smith	4.73	13.345	6	D Garbett (M)	31.4	6	D Garbett (M)	28	
7	D Garbett (M)	59.6	27	7	N Sismey (M)	4.82	13.096	7	P Rees (M)	30.6	7	P Rees (M)	27	
8	L Blacker	57.0	26	8	D Turnbull	5.12	12.329	8	H Smith	30.3	8	L Blacker	26	
9	S Gray (M)	55.3	25	9	S Smith	5.25	12.023	9	S Smith	29.8	9	S Gray (M)	25	
10	S Smith	53.7	24	10	JJ Hughes-Dowd	5.33	11.843	10	L Blacker	29.5	10	H Smith	24	
11	A Stevenson	47.7	23	11	P Rees (M)	5.35	11.799	11	A Stevenson	29.1	11	S Smith	23	
12	H Smith	46.7	22	12	A Stevenson	5.46	11.561	12	S Gray (M)	28.0	12	JJ Hughes-Dowd	22	
13	JJ Hughes-Dowd	44.4	21	13	S Gray (M)	5.54	11.394	13	M Dutton	25.8	13	D Hughes-Dowd	21	
14	M Dutton	44.3	20	14	D Hughes-Dowd	5.67	11.133	14	JJ Hughes-Dowd	25.2	14	A Stevenson	20	
15	D Hughes-Dowd	40.5	19	15	M Dutton	5.98	10.556	15	D Hughes-Dowd	23.3	15	M Dutton	19	
QUALIFYING					FASTEST LAPS					POINTS TOTAL				
POS	JUNIOR	LAPS	PTS	JUNIOR	POS	TIME	MPH	JUNIOR	POS	LAPS	JUNIOR	PTS	JUNIOR	PTS
1	H Smith	46.7	45	1	H Smith	4.73	13.345	1	JJ Hughes-Dowd	27.8	1	JJ Hughes-Dowd	45	
2	JJ Hughes-Dowd	44.4	38	2	JJ Hughes-Dowd	5.05	12.500	2	H Smith	25.1	2	H Smith	43	
3	E Doyle	36.1	34	3	E Doyle	6.69	9.435	3	E Doyle	21.8	3	E Doyle	34	
4	T Stevenson	35.0	31	4	P Doyle (NM)	6.75	9.352	4	T Stevenson	20.4	4	T Stevenson	31	
5	P Doyle (NM)	30.0	NM	5	T Stevenson	7.18	8.791	5	P Doyle (NM)	18.9	5	P Doyle	NM	

Final Points

POS	ADULT	PTS
1	G Peach (M)	3.5
2	D Garbett (M)	3.0
3	H Smith	2.5
4	A Smith (M)	2.0
5	D Turnbull	1.5
5	L Blacker	1.5
5	S Smith	1.5
8	N Sismey (M)	1.0
8	S Gray (M)	1.0
8	JJ Hughes-Dowd	1.0
11	A Turnbull	0.5
11	P Rees (M)	0.5
11	D Hughes-Dowd	0.5
14	A Stevenson	0.0
14	M Dutton	0.0

FINAL POINTS		
POS	ADULT	PTS
1	JJ Hughes-Dowd	2.0
2	H Smith	1.5
3	E Doyle	1.0
4	T Stevenson	0.5
5	P Doyle	NM



The quick Oulton Park needed a fair few marshals



CL		NAME		YELLOW		RED		QUAL LAPS	FIN POS	FIN PTS	FINAL 1		FINAL 2		FINAL 3		FINAL 4		BEST		TOTAL LAPS
				LAPS	TIME	LAPS	TIME				LAPS	TIME	LAPS	TIME	LAPS	TIME	LAPS	TIME	LAPS	TIME	
A	A	A	Smith (M)	37.8	3.89	43.2	3.83	81.0	A1	2.0	40.6	3.93							43.2	3.83	121.6
A	N	Sismey (M)		34.8	4.91	35.6	4.82	70.4	A3	1.0	34.8	4.95							35.6	4.82	105.2
A	A	Turnbull		32.0	4.92	33.3	4.74	65.3	A4	0.5	33.3	4.68							33.3	4.68	98.6
A	D	Turnbull		30.8	5.34	31.3	5.18	62.1	B2	1.5	33.0	5.12							33.0	5.12	95.1
A	P	Rees (M)		30.5	5.45	30.6	5.57	61.1	B4	0.5	18.1	5.35							30.6	5.35	79.2
A	G	Peach (M)		32.3	4.88	28.5	4.60	60.8	A2	3.5	34.3	4.69	35.5	4.59					35.5	4.59	130.6
A	D	Garbett (M)		31.4	4.77	28.2	4.63	59.6	B3	3.0	31.1	4.55	30.3	4.66					31.4	4.55	121.0
A	L	Blacker		29.3	4.74	27.7	4.96	57.0	C2	1.5	29.5	4.65							29.5	4.65	86.5
A	S	Gray (M)		27.3	6.04	28.0	5.86	55.3	C3	1.0	27.8	5.54							28.0	5.54	83.1
A	S	Smith		24.1	6.15	29.6	5.25	53.7	D2	1.5	29.8	5.35							29.8	5.25	83.5
A	A	Stevenson		22.5	5.92	25.2	5.64	47.7	E1		29.1	5.46							29.1	5.46	76.8
A	H	Smith		24.3	5.46	22.4	4.73	46.7	C4	2.5	30.3		24.8	5.15					30.3	4.73	55.1
A	JJ	Hughes-Dowd		20.8	5.57	23.6	5.33	44.4	D3	1.0	25.2	5.42							25.2	5.33	25.2
A	M	Dutson		18.5	6.82	25.8	5.98	44.3	F1										25.8	5.98	44.3
A	D	Hughes-Dowd		19.7	5.95	20.8	5.67	40.5	D4	0.5	23.3	5.95							23.3	5.67	63.8
J	H	Smith		24.3	5.46	22.4	4.73	46.7	A2	1.5	25.1	5.65							25.1	4.73	71.8
J	JJ	Hughes-Dowd		20.8	5.57	23.6	5.33	44.4	A1	2.0	27.8	5.05							27.8	5.05	72.2
J	E	Doyle		18.5	7.64	17.6	7.78	36.1	A3	1.0	21.8	6.69							21.8	6.69	57.9
J	T	Stevenson		14.6	8.45	20.4	7.18	35.0	A4	0.5	18.3	7.53							20.4	7.18	53.3
JS	P	Doyle		14.3	9.98	15.7	9.45	30.0	B1		18.9	6.75							18.9	6.75	48.9
																TOTAL FEET	145,693.1	TOTAL LAPS	1,573.7		



Dan, JJ, Harry and Steve were on the same lanes in both Oulton Park 'D' Finals



Phil Rees won the DHARC Challenge after a close fight with Adam Turnbull

Everyone's
Best Results
At This Circuit



What are my Best Scores?
Who Have I Beaten?



'C' Final, (LtoR) Harry (4th), Stuart (3rd), winner Dean and Lewis (2nd)

Oulton Park Best Off Chart 1

Qualifying Combined					Final Points			
Pos	Adult	Laps	MPH	Date	Pos	Adult	Pts	Date
1	A Smith (M)	N/A	N/A	N/A	1	A Turnbull	5.5	07-Jun-22
1	A Stevenson	N/A	N/A	N/A	2	G Peach (M)	3.5	07-Jun-22
1	A Thompson	N/A	N/A	N/A	2	H Smith	3.5	13-Dec-22
1	A Turnbull	N/A	N/A	N/A	4	S Smith	3.0	07-Jun-22
1	D Garbett (M)	N/A	N/A	N/A	4	D Turnbull	3.0	13-Dec-22
1	D Hughes-Dowd	N/A	N/A	N/A	4	D Garbett (M)	3.0	13-Dec-22
1	D Turnbull	N/A	N/A	N/A	7	L Blacker	2.5	07-Jun-22
1	G Peach (M)	N/A	N/A	N/A	7	P Rees (M)	2.5	07-Jun-22
1	H Smith	N/A	N/A	N/A	7	S Gray (M)	2.5	07-Jun-22
1	JJ Hughes-Dowd	N/A	N/A	N/A	10	S Goodlip	2.0	07-Jun-22
1	L Blacker	N/A	N/A	N/A	10	L Pateman	2.0	07-Jun-22
1	L Pateman	N/A	N/A	N/A	10	A Smith (M)	2.0	13-Dec-22
1	L Smith	N/A	N/A	N/A	13	L Smith	1.5	07-Jun-22
1	M Dutson	N/A	N/A	N/A	13	M Dutson	1.5	07-Jun-22
1	N Sismey (M)	N/A	N/A	N/A	13	JJ Hughes-Dowd	1.5	13-Dec-22
1	P Rees (M)	N/A	N/A	N/A	16	N Sismey (M)	1.0	07-Jun-22
1	R Lawson	N/A	N/A	N/A	17	D Hughes-Dowd	0.5	13-Dec-22
1	S Goodlip	N/A	N/A	N/A	18	S Kerr	0.0	07-Jun-22
1	S Gray (M)	N/A	N/A	N/A	18	R Lawson	0.0	07-Jun-22
1	S Kerr	N/A	N/A	N/A	18	A Thompson	0.0	07-Jun-22
1	S Smith	N/A	N/A	N/A	18	A Stevenson	0.0	13-Dec-22
Pos	Junior	Laps	MPH	Date	Pos	Junior	Pts	Date
1	E Doyle	N/A	N/A	N/A	1	J Thompson	3.0	07-Jun-22
1	H Smith	N/A	N/A	N/A	1	E Doyle	3.0	07-Jun-22
1	J Lawson	N/A	N/A	N/A	3	J Lawson	2.0	07-Jun-22
1	J Thompson	N/A	N/A	N/A	3	H Smith	2.0	07-Jun-22
1	JJ Hughes-Dowd	N/A	N/A	N/A	3	JJ Hughes-Dowd	2.0	13-Dec-22
1	T Kerr	N/A	N/A	N/A	6	T Kerr	1.5	07-Jun-22
1	T Stevenson	N/A	N/A	N/A	7	T Stevenson	0.5	13-Dec-22



Adult 'A' Final, Geoff (2nd), Adam (4th), winner Angus and alien impersonating Nick Sismey (3rd) – Photo: Dean Garbett




Oulton Park Best Off Chart 2 - F1

Qualifying					Fastest Laps					Race Laps				
Pos	Adult	Laps	MPH	Date	Pos	Adult	Time	MPH	Date	Pos	Adult	Laps	MPH	Date
1	A Smith (M)	58.7	10.293	13-Dec-22	1	D Garbett (M)	5.42	11.646	13-Dec-22	1	D Garbett (M)	30.8	10.801	13-Dec-22
2	P Rees (M)	56.9	9.977	13-Dec-22	2	A Smith (M)	5.43	11.625	13-Dec-22	2	A Smith (M)	30.2	10.591	13-Dec-22
3	D Garbett (M)	56.4	9.889	13-Dec-22	3	S Goodlip	5.51	11.456	07-Jun-22	3	S Goodlip	29.8	10.450	07-Jun-22
4	S Goodlip	55.4	9.714	07-Jun-22	4	L Pateman	5.60	11.272	07-Jun-22	4	A Turnbull	29.6	10.380	07-Jun-22
5	N Sismey (M)	52.0	9.118	07-Jun-22	5	A Turnbull	5.62	11.232	07-Jun-22	5	P Rees (M)	28.9	10.135	13-Dec-22
6	A Turnbull	51.7	9.065	13-Dec-22	6	G Peach (M)	5.66	11.152	13-Dec-22	6	N Sismey (M)	27.6	9.679	07-Jun-22
7	L Pateman	51.4	9.013	07-Jun-22	7	P Rees (M)	5.75	10.978	07-Jun-22	7	G Peach (M)	27.3	9.574	13-Dec-22
8	G Peach (M)	51.2	8.977	13-Dec-22	8	L Blacker	5.97	10.573	13-Dec-22	8	L Pateman	26.1	9.153	07-Jun-22
9	D Turnbull	47.8	8.381	13-Dec-22	9	S Smith	5.98	10.556	13-Dec-22	9	D Turnbull	25.6	8.977	13-Dec-22
10	L Blacker	47.1	8.259	13-Dec-22	10	H Smith	6.08	10.382	13-Dec-22	10	H Smith	24.8	8.697	13-Dec-22
11	S Kerr	45.4	7.960	07-Jun-22	11	L Smith	6.11	10.331	07-Jun-22	11	L Blacker	24.5	8.592	13-Dec-22
12	S Gray (M)	44.7	7.838	13-Dec-22	12	N Sismey (M)	6.23	10.132	07-Jun-22	12	S Kerr	23.8	8.346	07-Jun-22
13	H Smith	44.1	7.733	13-Dec-22	13	D Turnbull	6.28	10.051	13-Dec-22	13	S Gray (M)	23.4	8.206	13-Dec-22
14	R Lawson	41.7	7.312	07-Jun-22	13	S Gray (M)	6.28	10.051	13-Dec-22	14	L Smith	22.4	7.855	07-Jun-22
15	L Smith	40.1	7.031	07-Jun-22	15	S Kerr	6.43	9.817	07-Jun-22	14	S Smith	22.4	7.855	07-Jun-22
16	S Smith	39.7	6.961	07-Jun-22	16	JJ Hughes-Dowd	6.45	9.786	13-Dec-22	16	R Lawson	21.4	7.505	07-Jun-22
17	JJ Hughes-Dowd	39.4	6.908	13-Dec-22	17	A Stevenson	6.63	9.521	13-Dec-22	17	A Stevenson	21.3	7.470	13-Dec-22
18	D Hughes-Dowd	38.7	6.786	13-Dec-22	18	D Hughes-Dowd	6.72	9.393	13-Dec-22	18	JJ Hughes-Dowd	20.6	7.224	13-Dec-22
19	A Thompson	38.6	6.768	07-Jun-22	19	R Lawson	6.86	9.202	07-Jun-22	19	M Dutson	20.4	7.154	13-Dec-22
20	M Dutson	37.7	6.610	13-Dec-22	20	A Thompson	6.94	9.095	07-Jun-22	20	D Hughes-Dowd	20.1	7.049	13-Dec-22
21	A Stevenson	34.4	6.032	13-Dec-22	21	M Dutson	7.39	8.542	13-Dec-22	21	A Thompson	19.9	6.979	07-Jun-22
Pos	Junior	Laps	MPH	Date	Pos	Junior	Time	MPH	Date	Pos	Junior	Laps	MPH	Date
1	H Smith	44.1	7.733	13-Dec-22	1	H Smith	6.02	10.486	07-Jun-22	1	H Smith	24.8	8.697	13-Dec-22
2	J Lawson	40.1	7.031	07-Jun-22	2	JJ Hughes-Dowd	6.45	9.786	13-Dec-22	2	J Lawson	22.4	7.855	07-Jun-22
3	JJ Hughes-Dowd	39.4	6.908	13-Dec-22	3	J Lawson	6.60	9.564	07-Jun-22	3	J Thompson	20.7	7.259	07-Jun-22
4	E Doyle	37.3	6.540	13-Dec-22	4	T Kerr	6.80	9.283	07-Jun-22	4	JJ Hughes-Dowd	20.6	7.224	13-Dec-22
5	T Kerr	31.2	5.471	07-Jun-22	5	J Thompson	7.22	8.743	07-Jun-22	5	E Doyle	20.3	7.119	13-Dec-22
6	J Thompson	29.9	5.243	07-Jun-22	6	E Doyle	7.40	8.530	13-Dec-22	6	T Kerr	17.4	6.102	07-Jun-22
7	T Stevenson	29.2	2.560	13-Dec-22	7	T Stevenson	7.93	7.960	13-Dec-22	7	T Stevenson	15.4	5.401	13-Dec-22

Oulton Park Best Off Chart 3 - GC

Qualifying					Fastest Laps					Race Laps				
Pos	Adult	Laps	MPH	Date	Pos	Adult	Time	MPH	Date	Pos	Adult	Laps	MPH	Date
1	A Smith (M)	81.0	14.203	13-Dec-22	1	A Smith (M)	3.83	16.481	13-Dec-22	1	A Smith (M)	43.2	15.149	13-Dec-22
2	L Pateman	74.5	13.063	07-Jun-22	2	L Pateman	4.10	15.396	07-Jun-22	2	L Pateman	42.1	14.764	07-Jun-22
3	N Sismey (M)	70.4	12.344	13-Dec-22	3	S Goodlip	4.38	14.412	07-Jun-22	3	G Peach (M)	36.7	12.870	07-Jun-22
4	S Goodlip	69.6	12.204	07-Jun-22	4	G Peach (M)	4.54	13.904	07-Jun-22	4	S Goodlip	35.6	12.484	07-Jun-22
5	A Turnbull	68.2	11.958	07-Jun-22	5	D Garbett (M)	4.55	13.873	13-Dec-22	4	N Sismey (M)	35.6	12.484	13-Dec-22
6	P Rees (M)	66.4	11.643	07-Jun-22	6	L Blacker	4.65	13.575	13-Dec-22	6	P Rees (M)	35.1	12.309	07-Jun-22
7	D Garbett (M)	64.8	11.362	07-Jun-22	7	A Turnbull	4.68	13.488	13-Dec-22	7	A Turnbull	34.9	12.239	07-Jun-22
8	G Peach (M)	62.3	10.924	07-Jun-22	8	L Smith	4.73	13.345	07-Jun-22	8	D Garbett (M)	33.3	11.678	07-Jun-22
9	D Turnbull	62.1	10.889	13-Dec-22	8	H Smith	4.73	13.345	13-Dec-22	9	D Turnbull	33.0	11.573	13-Dec-22
10	L Smith	58.0	10.170	07-Jun-22	10	N Sismey (M)	4.78	13.206	07-Jun-22	10	L Smith	31.1	10.906	07-Jun-22
11	S Smith	57.6	10.100	07-Jun-22	11	P Rees (M)	4.90	12.882	07-Jun-22	11	L Blacker	30.9	10.836	07-Jun-22
12	L Blacker	57.0	9.994	13-Dec-22	12	D Turnbull	5.12	12.329	13-Dec-22	12	H Smith	30.3	10.626	13-Dec-22
13	S Gray (M)	55.3	9.696	13-Dec-22	13	S Smith	5.25	12.023	13-Dec-22	13	S Smith	29.8	10.450	07-Jun-22
14	R Lawson	54.2	9.503	07-Jun-22	14	A Thompson	5.33	11.843	07-Jun-22	14	A Stevenson	29.1	10.205	13-Dec-22
15	S Kerr	53.2	9.328	07-Jun-22	14	JJ Hughes-Dowd	5.33	11.843	13-Dec-22	15	S Gray (M)	28.0	9.819	13-Dec-22
16	M Dutson	49.0	8.592	07-Jun-22	16	S Kerr	5.38	11.733	07-Jun-22	16	R Lawson	27.5	9.644	07-Jun-22
17	A Stevenson	47.7	8.364	13-Dec-22	17	A Stevenson	5.46	11.561	13-Dec-22	17	S Kerr	27.1	9.503	07-Jun-22
18	H Smith	46.7	8.188	13-Dec-22	18	S Gray (M)	5.54	11.394	13-Dec-22	18	M Dutson	26.2	9.188	07-Jun-22
19	A Thompson	45.8	8.031	07-Jun-22	19	D Hughes-Dowd	5.67	11.133	13-Dec-22	19	JJ Hughes-Dowd	25.2	8.837	13-Dec-22
20	JJ Hughes-Dowd	44.4	7.785	13-Dec-22	20	R Lawson	5.70	11.074	07-Jun-22	20	A Thompson	23.5	8.241	07-Jun-22
21	D Hughes-Dowd	40.5	7.101	13-Dec-22	21	M Dutson	5.87	10.753	07-Jun-22	21	D Hughes-Dowd	23.3	8.171	13-Dec-22
Pos	Junior	Laps	MPH	Date	Pos	Junior	Time	MPH	Date	Pos	Junior	Laps	MPH	Date
1	H Smith	56.7	9.942	07-Jun-22	1	H Smith	4.73	13.345	13-Dec-22	1	H Smith	29.9	10.485	07-Jun-22
2	J Lawson	55.2	9.679	07-Jun-22	2	JJ Hughes-Dowd	5.05	12.500	13-Dec-22	2	J Lawson	28.4	9.959	07-Jun-22
3	JJ Hughes-Dowd	44.4	N/A	13-Dec-22	3	J Lawson	5.30	11.910	07-Jun-22	3	JJ Hughes-Dowd	27.8	9.749	13-Dec-22
4	J Thompson	43.5	7.627	07-Jun-22	4	T Kerr	6.21	10.165	07-Jun-22	4	J Thompson	23.4	8.206	07-Jun-22
5	T Kerr	42.6	7.470	07-Jun-22	5	J Thompson	6.67	9.464	07-Jun-22	5	T Kerr	21.8	7.645	07-Jun-22
6	E Doyle	36.1	6.330	13-Dec-22	6	E Doyle	6.69	9.435	13-Dec-22	5	E Doyle	21.8	7.645	07-Jun-22
7	T Stevenson	35.0	3.068	13-Dec-22	7	T Stevenson	7.18	8.791	13-Dec-22	7	T Stevenson	20.4	7.154	13-Dec-22

Championship Tables



Those All Important
Points!

DHORC Championship 2022

Pos	Competitor Name	Total	Best (65%)	Diff
	(Adult)	Scores	Scores	
1	A Smith	1072	809	
2	L Pateman	906	744	65
3	S Goodlip	659	659	85
4	P Rees	888	621	38
5	A Turnbull	825	610	11
6	N Sismey	838	583	27
7	C Bowles	587	537	46
8	D Garbett	709	517	20
9	G Peach	491	491	26
10	R Litherland	475	475	16
11	D Turnbull	626	457	18
12	L Blacker	637	443	14
13	S Gray	599	410	33
14	R Lawson	355	355	55
15	M Dutson	308	308	47
16	A Thompson	306	306	2
17	S Smith	267	267	39
18	L Smith	246	246	21
19	C Cooper	229	229	17
20	D Edwards	195	195	34
21	J Lawson	178	178	17
22	D Hughes-Dowd	149	149	29
23	J Lamb	144	144	5
24	A Stevenson	139	139	5
25	H Smith	137	137	2
26	JJ Hughes-Dowd	130	130	7
27	L Edwards	129	129	1
28	S Kerr	97	97	32
29	L Bowles	49	49	48
30	A Woodhouse	40	40	9
31	R Masters	30	30	10
Pos	(Juniors)	Total	65%	Diff
1	L Bowles	923	853	
2	J Lawson	698	698	155
3	J Thompson	633	633	65
4	H Smith	552	552	81
5	E Doyle	526	526	26
6	JJ Hughes-Dowd	285	285	241
7	T Stevenson	242	242	43
8	T Kerr	182	182	60
9	J Woodhouse	83	83	99
Pos	(Masters)	Total	65%	Diff
1	A Smith	1218	895	
2	P Rees	1045	726	169
3	N Sismey	1002	693	33
4	D Garbett	837	600	93
5	G Peach	588	588	12
6	S Gray	801	521	67
7	R Masters	54	54	467

DHORC Challenge 2022

Pos	Competitor Name	Wins	Results	
			(28) Points	Turn Up Rate
(Adult)				
1	P Rees	11	52.0	100.00%
2	A Turnbull	12	49.5	92.86%
3	L Blacker	10	45.0	100.00%
4	A Smith	13	43.5	100.00%
5	C Bowles	10	40.0	76.92%
6	D Turnbull	6	39.5	92.86%
7	D Garbett	8	38.5	92.86%
8	S Goodlip	11	36.0	64.29%
9	S Gray	5	35.5	100.00%
10	N Sismey	3	34.5	100.00%
11	G Peach	6	34.0	64.29%
12	L Pateman	9	32.0	85.71%
13	R Litherland	6	28.5	57.14%
14	S Smith	5	23.0	53.85%
15	L Smith	6	21.0	45.45%
16	C Cooper	4	18.5	39.29%
16	R Lawson	2	18.5	60.71%
18	J Lamb	4	17.5	25.00%
18	M Dutson	0	17.5	72.73%
20	H Smith	5	15.5	60.00%
21	D Edwards	1	12.5	34.62%
21	JJ Hughes-Dowd	3	12.5	100.00%
23	J Lawson	1	9.5	80.00%
24	L Edwards	1	8.5	26.92%
25	D Hughes-Dowd	0	4.0	100.00%
26	R Masters	0	2.5	7.69%
27	L Bowles	0	1.5	16.67%
28	A Thompson	0	0.0	75.00%
28	S Kerr	0	0.0	30.00%
28	A Woodhouse	0	0.0	16.67%
28	A Stevenson	0	0.0	100.00%
Pos	(Junior)	Wins	Points	Rate
1	L Bowles	12	35.5	76.92%
2	J Lawson	8	29.0	60.71%
3	J Thompson	4	26.5	75.00%
4	E Doyle	4	26.0	80.00%
5	H Smith	3	19.0	53.85%
6	JJ Hughes-Dowd	2	12.0	100.00%
7	T Stevenson	1	10.5	100.00%
8	T Kerr	2	10.0	30.00%
9	J Woodhouse	1	3.5	16.67%

Members' Statistics

ADULT STATISTICS 1992-2022 - AFTER DHORC 658

Sheet 1 of 5 (Note: Highlighted Names are Current 2022 Members, CS = Best Consecutive Results)

MEETINGS (Junior & Adult) ATTENDED			RACES (Junior & Adult) COMPLETED			DRIVER RANKING			FINALS WON			
Pos	ADULT	No	Pos	ADULT	No	Pos	ADULT	SCORE	Pos	ADULT	No	CS
1	P REES	643	1	P REES	3,738	1	* A SMITH	2.138	1	L PATEMAN	271	(5)
2	N SISMEY	605	2	N SISMEY	3,420	2	* J SISMEY	2.750	2	P REES	234	(3)
3	L PATEMAN	588	3	L PATEMAN	3,256	3	* W LANDER	2.838	3	N SISMEY	168	(2)
4	G PEACH	432	4	G PEACH	2,445	4	* L PATEMAN	3.100	4	S GOODLIP	164	(4)
5	P BARBER	363	5	P BARBER	2,102	5	* S GOODLIP	3.475	5	M CHADWICK	117	(3)
6	S GOODLIP	358	6	S GOODLIP	1,958	6	* M CHADWICK	3.813	6	J SISMEY	103	(4)
7	A McPEAKE	299	7	A BULLOCK	1,802	7	* J TAGUE	4.538	7	G PEACH	92	(2)
8	A BULLOCK	292	8	A McPEAKE	1,658	8	* A TURNBULL	4.925	8	L SMITH	87	(3)
9	M CHADWICK	287	9	R MASTERS	1,598	9	* T MEASHAM	5.113	9	D McPEAKE	77	(2)
10	R MASTERS	280	10	M CHADWICK	1,537	10	* J NEALE	5.200	10	A SMITH	71	(5)
11	N LAMBERT	289	11	C ROYTHORNE	1,513	11	* P REES	5.500	11	A McPEAKE	66	(2)
12	C ROYTHORNE	249	12	N LAMBERT	1,479	12	* C BOWLES	5.713	11	A BULLOCK	66	(2)
13	D McPEAKE	245	13	D McPEAKE	1,366	13	* K LYE	6.063	13	J TAGUE	64	(2)
14	R SEAMAN	235	14	R SEAMAN	1,313	14	* N SISMEY	6.188	14	N LAMBERT	61	(2)
15	J SISMEY (331)	211	15	J SISMEY (1,957)	1,303	15	* C ROYTHORNE	6.350	14	M ALLSOPP	61	(3)
16	L SMITH (264)	209	16	L SMITH (1,637)	1,285	16	* R LITHERLAND	6.388	16	R SEAMAN	60	(2)
17	M ALLSOPP	203	17	M ALLSOPP	1,265	17	* D GARBETT	6.463	17	W LANDER	56	(2)
18	D TURNBULL	186	18	J LAMB	1,048	18	* A McPEAKE	6.488	18	C ROYTHORNE	55	(2)
19	J LAMB	179	19	D TURNBULL	1,030	19	* R SEAMAN	6.550	19	R MASTERS	54	(2)
20	P LEVERS	166	20	S ANAND	976	20	* R BLAKE	7.125	20	S ANAND	53	(3)
21	J TAGUE	165	21	P LEVERS	957	21	* G PEACH	7.138	21	J LAMB	49	(3)
22	A SMITH	157	22	J LYMER	948	22	* T CHADWICK	7.250	22	P LEVERS	48	(2)
23	S ANAND	154	23	J TAGUE	858	22	* S ANAND	7.250	23	A HOLLIDAY	43	(3)
24	J LYMER	146	24	K ALCOCK	848	24	* A BULLOCK	7.438	24	I BRENTNALL	41	(3)
25	D EDWARDS	139	25	A SMITH	813	25	* M ALLSOPP	7.488	24	P BARBER	41	(2)
26	K ALCOCK	131	26	D EDWARDS	801	26	* L SMITH	8.113	26	J LYMER	38	(2)
27	A HOLLIDAY	121	27	G WESTON	682	27	* R CROSSLAND	8.175	27	G WESTON	33	(2)
28	L EDWARDS	116	28	A HOLLIDAY	673	28	* D McPEAKE	8.563	28	K ALCOCK	30	(3)
29	G WESTON	113	29	W LANDER	661	29	* D BRENTNALL	8.838	29	D EDWARDS	29	(2)
30	C HENRY	109	30	L EDWARDS	654	30	* K PAYNE	8.850	29	D GARBETT	29	(2)
31	D GARBETT	107	31	J HOLMES	639	31	* J ROYTHORNE	8.938	31	B JOHNSON	28	(3)
32	W LANDER	104	32	C HENRY	552	32	* J LEVERS	9.063	31	C BOWLES	28	(2)
33	C BOWLES (180)	102	33	S SMITH	523	33	* A DAVIES	9.138	33	D TURNBULL	27	(3)
34	J HOLMES	98	34	C BOWLES (921)	519	34	* P LEVERS	9.188	34	R BLAKE	26	(2)
35	S SMITH	97	35	D GARBETT	513	35	* J LYMER	9.288	35	D BRENTNALL	25	(5)
36	B JOHNSON	96	36	I BRENTNALL	511	36	* L BLACKER	9.388	35	M ROGERS	25	(3)
37	I BRENTNALL	94	37	B JOHNSON	509	37	* D TURNBULL	9.613	35	J HOLMES	25	
37	R LAWSON	94	38	R LAWSON	504	38	* S PANK	9.775	35	A TURNBULL	25	(2)
39	T DINGLEY	87	39	R CROSSLAND	456	39	* D PASSELL	9.850	39	J NEALE	24	(2)
40	R CROSSLAND	81	40	T DINGLEY	455	40	* J LAMB	10.063	40	J LEVERS	22	(3)
41	S GRAY	78	41	J ROYTHORNE	432	41	* T DINGLEY	10.125	40	R CROSSLAND	22	(2)
42	A STAMPER	76	42	R BLAKE	383	42	* I BRENTNALL	10.325	40	L BLACKER	22	
43	S PANK	69	43	S GRAY	368	43	* M KNIGHTON	10.363	43	S MINNIS	21	(3)
43	J ROYTHORNE	69	44	A STAMPER	366	44	* G WESTON	10.375	43	S PANK	21	(2)
45	S MINNIS	67	45	S PANK	364	45	* D EDWARDS	10.438	43	T DINGLEY	21	
46	A TURNBULL (217)	65	46	J LITHERLAND	357	46	* M ROGERS	10.463	46	J ROYTHORNE	20	(2)
47	R BLAKE	62	47	S MINNIS	356	47	* S MINNIS	11.400	47	C HENRY	19	
48	J LITHERLAND	61	48	J LEVERS	322	48	* J HOLMES	12.350	48	A FEARN	18	(2)
49	J NEALE	60	49	A FEARN (380)	319	49	* A HOLLIDAY	12.413	49	S LANDER	14	(2)
50	M ROGERS	57	50	J NEALE	318	50	* B JOHNSON	12.500	50	T CHADWICK	13	(2)

(Driver Ranking = Average Position in Qualifying, Final Position, Fastest Lap & Race Laps Over Last 20 club nights)

ADULT STATISTICS 1992-2022 - AFTER DHORC 658

Sheet 2 of 5 (Note: Highlighted Names are Current 2022 Members, CS = Best Consecutive Results)

MEETINGS (Junior & Adult) ATTENDED		RACES (Junior & Adult) COMPLETED		DRIVER RANKING		FINALS WON						
Pos	ADULT	No	Pos	ADULT	No	Pos	ADULT	No	CS			
51	L BLACKER	56	51	M ROGERS	308	51	* K ALCOCK	12.613	51	J HITCHCOCK	12	(2)
52	J LEVERS	53	52	A TURNBULL (1,211)	306	52	* A FEARN	12.625	51	P FOXLEY	12	(2)
53	G SCHULE	52	53	M MARTINEZ	289	53	M STURGESS	12.675	53	T MEASHAM	11	
54	A FEARN	49	54	K LYE	263	54	* R LAWSON	12.863	53	R LITHERLAND	11	(2)
54	M MARTINEZ	49	55	G SCHULE	258	55	* S GRAY	12.938	55	D WALKER	10	
56	D OLIVER	45	56	L BLACKER	253	56	* N LAMBERT	12.950	55	D PASSELL	10	(2)
57	D WALKER	42	57	C BULLOCK (639)	248	57	* P FOXLEY	12.963	55	L EDWARDS	10	
57	K LYE	42	58	D BRETNALL	225	58	* G SCHULE	13.238	55	S SMITH	10	
59	D BRETNALL	41	58	T CHADWICK (999)	225	59	* J TETLEY	13.313	59	S DUNN	9	(2)
60	M KNIGHTON	36	60	D OLIVER	216	60	* C HENRY	13.763	59	K LYE	9	
60	T CHADWICK (183)	36	61	D WALKER	212	61	* D GREEN	13.850	61	G LAMBERT	8	(4)
60	C BULLOCK (102)	36	62	A DAVIES	211	62	* S SMITH	13.988	61	J LITHERLAND	8	
63	S DUNN	35	63	T MEASHAM (758)	208	63	* A STAMPER	14.300	61	S GRAY	8	
64	D PASSELL	34	64	M KNIGHTON	206	64	* R MASTERS	14.325	61	C COOPER	8	
64	A DAVIES	34	65	J CHELL	202	65	* M HOLLAND	14.375	61	R LAWSON	8	
66	T MEASHAM (126)	33	66	D PASSELL	191	66	* N CHATTLE	14.488	66	R CHADWICK	7	(2)
66	R LITHERLAND (185)	33	67	S DUNN	183	67	* J LITHERLAND	14.550	66	A DAVIES	7	
66	A THOMPSON	33	68	P FOXLEY	172	68	* B BRUCE	14.563	68	M JUBB	6	
69	G LAMBERT	32	69	G LAMBERT	168	69	* L EDWARDS	14.800	68	A STAMPER	6	
69	P FOXLEY	32	70	M STURGESS	163	70	* C BULLOCK	15.138	68	C BULLOCK	6	
71	J CHELL	30	71	S SUMNER	157	71	* D OLIVER	15.688	68	K PAYNE	6	
72	M STURGESS	29	72	A THOMPSON	153	72	* S DUNN	15.963	68	J TETLEY	6	(2)
73	R HITCHCOCK	27	73	B BRUCE	148	73	* G LAMBERT	16.175	68	T BALDOCK	6	
73	R CHADWICK	27	74	R CHADWICK	146	74	* A THOMPSON	16.413	74	C SCHOFIELD	5	(2)
75	S SUMNER	26	75	J TETLEY	143	75	* S SUMNER	16.425	74	AJ McPEAKE	5	(2)
76	B BRUCE	25	76	K PAYNE	140	76	M MARTINEZ	16.763	74	I HOLLAND	5	
77	C STANNARD	24	77	R HITCHCOCK	138	77	* J CHELL	17.138	74	M TANSLEY	5	
78	I HOLLAND	23	78	M HOLLAND	129	78	* C STANNARD	17.325	74	D OLIVER	5	
78	J HITCHCOCK	23	79	J HITCHCOCK	127	79	* R HITCHCOCK	18.063	74	D GREEN	5	
78	C SCHOFIELD	23	80	C SCHOFIELD	124	80	* C SCHOFIELD	18.113	74	J CHELL	5	
78	D GREEN	23	81	I HOLLAND	120	81	* D WALKER	18.163	74	R JAMES	5	
78	M HOLLAND	23	81	D GREEN	120	82	* P BARBER	18.938	74	H SMITH	5	
78	K PAYNE	23	83	N CHATTLE	119	83	* J HITCHCOCK	21.388	83	S REVITT	4	(2)
84	J TETLEY	21	84	S LANDER	118	84	* R CHADWICK	22.013	83	R HITCHCOCK	4	
85	N CHATTLE	20	84	C STANNARD	118	85	* I HOLLAND	22.288	83	M KNIGHTON	4	
86	M JUBB	19	86	R LITHERLAND (1,031)	114	N/A	T BALDOCK	2.583	83	M STURGESS	4	
87	C CARRINGTON	18	87	T HAGUES	111	N/A	S REVITT	3.792	83	M BLOOD	4	
87	T HAGUES	18	88	R JAMES	105	N/A	S LANDER	4.485	88	S PATCHING	3	
89	N MAFFIN	17	89	C CARRINGTON	100	N/A	AJ McPEAKE	6.659	88	C NORRIS	3	
89	S LANDER	17	90	M JUBB	99	N/A	A HUGHES	6.792	88	J HENRY	3	
89	P MELLOR	17	91	C BRADFORD	97	N/A	S WHITE	8.000	88	C CARRINGTON	3	
89	C BRADFORD	17	92	P MELLOR	93	N/A	C SLATER	9.250	88	A HUGHES	3	
89	C COOPER	17	93	N MAFFIN	82	N/A	L BOWLES	10.125	88	M HOLLAND	3	
94	P COCKBILL	16	94	P COCKBILL	81	N/A	S SIDDANS	10.417	88	C STANNARD	3	
94	M DUTSON	16	95	D LEVERTON	75	N/A	J KELLY	10.500	88	JJ HUGHES-DOWD	3	
96	R JAMES	15	96	M TANSLEY	73	N/A	J HENRY	11.000	96	H VD HEUVEL	2	(2)
97	M TANSLEY	14	97	YAN SHEN	68	N/A	F HOLMES	11.194	96	J KELLY	2	
98	J KELLY	13	98	J KELLY	67	N/A	H SMITH	11.417	96	C SLATER	2	(2)
98	D LEVERTON	13	99	S REVITT	63	N/A	C COOPER	11.500	96	YAN SHEN	2	
100	S REVITT	12	100	M WATTS (130)	61	N/A	M BLOOD	11.639	96	I HALL	2	

ADULT STATISTICS 1992-2022 - AFTER DHORC 658

Sheet 3 of 5 (Note: Highlighted Names are Current 2022 Members, CS = Best Consecutive Results)

MEETINGS (Junior & Adult)			RACES (Junior & Adult)				DRIVER RANKING			FINALS WON		
ATTENDED			COMPLETED				ADULT			ADULT		
Pos	ADULT	No	Pos	ADULT	No	Pos	ADULT	SCORE	Pos	ADULT	No	CS
100	P PURKIS	12	100	C COOPER	61	N/A	J LAWSON	11.750	96	S SUMNER	2	
100	M WATTS (25)	12	102	J McDONALD (98)	60	N/A	C ATKINSON	12.125	96	B BRUCE	2	
100	T STACEY	12	103	M BLOOD	58	N/A	A WOODHOUSE	12.625	96	C BRADFORD	2	
104	AJ McPEAKE (76)	11	103	W BLURTON	58	N/A	J MELLOR	12.650	96	M MARTINEZ	2	
104	YAN SHEN	11	103	F HOLMES (827)	58	N/A	JJ HUGHES-DOWD	12.917	105	R GILLARD	1	
106	R GILLARD	10	106	I HALL	57	N/A	A DOBBINS	12.925	105	D ROYTHORNE	1	
106	A DOBBINS	10	106	T STACEY	57	N/A	P WRIGHT	13.250	105	P COCKBILL	1	
106	I HALL	10	108	T CASH	54	N/A	T STACEY	13.271	105	J JOHNSON	1	
106	J McDONALD (16)	10	109	N WRIGHT	52	N/A	P ZIMMERMAN	13.500	105	G SCHULE	1	
110	N WRIGHT	9	110	AJ McPEAKE (376)	50	N/A	M TANSLEY	13.500	105	M WATTS	1	
110	M BLOOD	9	110	T BALDOCK	50	N/A	L COPLEY	13.500	105	B GEBAUERS	1	
110	T BALDOCK	9	110	M DUTSON	50	N/A	N WRIGHT	13.556	105	G CLARK	1	
110	T CASH	9	113	R GILLARD	49	N/A	C WILKINSON	14.083	105	L COPLEY	1	
110	F HOLMES (139)	9	113	A DOBBINS	49	N/A	C CARRINGTON	14.111	105	A DOBBINS	1	
115	C NORRIS	8	113	D KENNING	49	N/A	K JEFFRIES	14.688	105	C WILKINSON	1	
115	Da BUCKLEY	8	116	P PURKIS	47	N/A	Da BUCKLEY	14.844	105	R HILL	1	
115	W BLURTON	8	117	A LEE	46	N/A	S ALLDREAD	14.917	105	N CHATTLE	1	
115	D KENNING	8	117	Z MIDDLETON	46	N/A	B COOK	15.000	105	C ATKINSON	1	
115	J LAWSON (75)	8	119	Da BUCKLEY	43	N/A	J FLETCHER	15.125	105	A THOMPSON	1	
115	A STEVENSON	8	120	A HUGHES (414)	42	N/A	A STEVENSON	15.188	105	A LEE	1	
115	D HUGHES-DOWD	8	121	P WRIGHT	40	N/A	M DUTSON	15.281	105	D LLOYD	1	
122	S PATCHING	7	122	G CLARK	39	N/A	W BLURTON	15.438	105	Z MIDDLETON	1	
122	G CLARK	7	123	S PATCHING	38	N/A	R HEATON	15.500	105	T STACEY	1	
122	J HENRY (134)	7	123	C NORRIS	38	N/A	R GILLARD	15.575	105	F HOLMES	1	
122	R HILL	7	125	J HENRY (695)	37	N/A	R JAMES	15.617	105	J McDONALD	1	
122	L ELMORE	7	126	C WILKINSON	35	N/A	G CLARK	15.750	105	J LAWSON	1	
127	D HARROP	6	126	YUAN ZHI	35	N/A	L HENDERSON	15.750				
127	D HART	6	126	L ELMORE	35	N/A	A LEE	15.833				
127	P WRIGHT	6	129	D BUCKLEY	33	N/A	D HUGHES-DOWD	15.844				
127	C WILKINSON	6	130	R HILL	32	N/A	D LEVERTON	15.846				
127	A HUGHES (67)	6	131	D HART	30	N/A	R SPENCER	15.850				
127	Ch HOLLAND	6	131	D HARROP	30	N/A	YUAN ZHI	15.875				
127	D BUCKLEY	6	131	Ch HOLLAND	30	N/A	R HILL	16.071				
127	YUAN ZHI	6	134	St BOWMAN	29	N/A	S KERR	16.083				
127	A LEE	6	134	C BLURTON	29	N/A	P COCKBILL	16.156				
127	Z MIDDLETON	6	136	R SPENCER	28	N/A	D LLOYD	16.167				
127	S KERR	6	137	C ATKINSON	27	N/A	S PATCHING	16.179				
127	H SMITH (103)	6	138	K JEFFRIES	26	N/A	Z MIDDLETON	16.250				
127	JJ HUGHES-DOWD (14)	6	139	L COPLEY	25	N/A	J McDONALD	16.375				
140	R SPENCER	5	139	D LLOYD	25	N/A	D KENNING	16.469				
140	J MELLOR (87)	5	141	A STEVENSON	24	N/A	M WATTS	16.625				
140	C BLURTON	5	141	D HUGHES-DOWD	24	N/A	C NORRIS	16.714				
143	B GEBAUERS	4	143	S SIDDOONS	23	N/A	T CASH	16.889				
143	C ROBINSON	4	144	S KERR	22	N/A	G HADDON	17.000				
143	S HENDRY	4	145	B GEBAUERS	21	N/A	D HARROP	17.500				
143	C ATKINSON	4	146	C ROBINSON	20	N/A	St BOWMAN	17.500				
143	K JEFFRIES	4	146	S HENDRY	20	N/A	YAN SHEN	17.636				
143	W PARKIN	4	148	W PARKIN	17	N/A	I HALL	17.650				
143	St BOWMAN	4	148	J LAWSON (365)	17	N/A	L ZHOU	17.750				
150	H VD HEUVEL	3	150	J JOHNSON	16	N/A	C ROBINSON	18.000				

ADULT STATISTICS 1992-2022 - AFTER DHORC 658

Sheet 4 of 5 (Note: Highlighted Names are Current 2022 Members, CS = Best Consecutive Results)

MEETINGS (Junior & Adult)			RACES (Junior & Adult)				DRIVER RANKING			FINALS WON		
ATTENDED			COMPLETED				ADULT			ADULT		
Pos	ADULT	No	Pos	ADULT	No	Pos	ADULT	SCORE	Pos	ADULT	No	CS
150	J JOHNSON	3	150	J MELLOR (497)	16	N/A	N MAFFIN	18.103				
150	S ALLDREAD	3	152	S ALLDREAD	15	N/A	D HART	18.208				
150	L COPLEY	3	152	S BENNETT	15	N/A	T HAGUES	18.236				
150	S SIDDOONS	3	152	H SMITH (558)	15	N/A	C BRADFORD	18.279				
150	D LLOYD	3	155	H VD HEUVEL	14	N/A	D BUCKLEY	18.333				
150	S BENNETT	3	155	P ZIMMERMANN	14	N/A	J ASHCROFT	18.375				
157	D ROYTHORNE	2	155	L HENDERSON	14	N/A	B FAHRNER	18.750				
157	J ASHCROFT	2	158	D ROYTHORNE	11	N/A	Ch Holland	18.792				
157	A CARTER	2	159	J ASHCROFT	10	N/A	C BLURTON	18.800				
157	B FAHRNER	2	159	A CARTER	10	N/A	B GEBAUERS	18.875				
157	L ZHOU	2	159	B FAHRNER	10	N/A	S HENDRY	19.188				
157	B COOK	2	159	B COOK	10	N/A	D ROYTHORNE	19.375				
157	J FLETCHER	2	159	J FLETCHER	10	N/A	M JUBB	19.408				
157	A WOODHOUSE	2	164	L ZHOU	9	N/A	S BENNETT	19.417				
157	L BOWLES	2	164	JJ HUGHES-DOWD (34)	9	N/A	J JOHNSON	19.500				
166	S WHITE	1	166	C SLATER	7	N/A	A HARTLEY	19.750				
166	P DUNNE	1	167	T MAKUNI	6	N/A	W PARKIN	19.813				
166	A HARTLEY	1	167	A WOODHOUSE	6	N/A	T MAKUNI	20.000				
166	C SLATER	1	167	L BOWLES (279)	6	N/A	P DUNNE	20.750				
166	P ZIMMERMANN	1	170	S WHITE	5	N/A	P MELLOR	20.882				
166	L HENDERSON	1	170	R HEATON	5	N/A	A CARTER	21.625				
166	G HADDON (26)	1	170	A HARTLEY	5	N/A	L ELMORE	21.786				
166	T MAKUNI	1	170	G HADDON (143)	5	N/A	P PURKIS	22.667				
166	R HEATON	1	174	P DUNNE	4	N/A	H VD HEUVEL	22.917				

ADULT STATISTICS 1992-2022, AFTER DHORC 658

Sheet 5 of 5 (Note: Highlighted Names are Current 2022 Members, CS = Best Consecutive Results)

POLES				IQR's				WINS				FASTEST LAPS				BEST RACE LAPS				CHAMPIONSHIPS	
Pos	ADULT	No	CS	Pos	ADULT	No	CS	Pos	ADULT	No	CS	Pos	ADULT	No	CS	Pos	ADULT	No	CS	YEAR	ADULT
1	L PATEMAN	122	(7)	1	L PATEMAN	487	(19)	1	L PATEMAN	116	(4)	1	L PATEMAN	280	(14)	1	L PATEMAN	182	(6)	1992	N SISMEY
2	M CHADWICK	101	(9)	2	N SISMEY	399	(5)	2	N SISMEY	85	(4)	2	S GOODLIP	54	(5)	2	N SISMEY	90	(5)	1993	J TAGUE
3	S GOODLIP	87	(7)	3	S GOODLIP	325	(5)	3	M CHADWICK	83	(7)	3	A SMITH	52	(6)	3	M CHADWICK	66	(3)	1994	J TAGUE
4	N SISMEY	85	(3)	4	M CHADWICK	304	(10)	3	S GOODLIP	83	(5)	4	N SISMEY	50	(4)	3	S GOODLIP	66	(3)	1995	J TAGUE (3)
5	J SISMEY	50	(4)	5	J SISMEY	210	(8)	5	J SISMEY	59	(3)	5	J TAGUE	48	(5)	5	A SMITH	57	(3)	1996	M CHADWICK
5	A SMITH	50	(4)	6	W LANDER	183	(16)	6	A SMITH	44	(3)	6	J SISMEY	38	(4)	6	J SISMEY	39	(3)	1997	M CHADWICK
7	W LANDER	42	(11)	7	A SMITH	147	(4)	7	W LANDER	41	(9)	7	W LANDER	28	(5)	7	W LANDER	37	(11)	1998	N SISMEY
8	J TAGUE	26	(4)	8	J TAGUE	126	(5)	8	J TAGUE	28	(4)	8	M CHADWICK	22	(2)	8	J TAGUE	28	(3)	1999	N SISMEY
9	P REES	18	(2)	9	P REES	104	(3)	8	P REES	28	(2)	9	A McPEAKE	13	(2)	9	P REES	23	(2)	2000	M CHADWICK
10	A McPEAKE	16		10	A McPEAKE	101	(4)	10	A McPEAKE	16	(2)	10	P REES	12	(3)	10	A McPEAKE	13		2001	M CHADWICK
11	J LYMER	14		11	J NEALE	45	(6)	11	J LYMER	13	(2)	11	J NEALE	8	(2)	11	L SMITH	10	(2)	2002	S GOODLIP
12	J NEALE	9	(3)	12	L SMITH	37	(3)	12	J NEALE	9	(2)	12	L SMITH	7		12	D GARBETT	7		2003	L PATEMAN
13	L SMITH	6		13	J LYMER	36	(3)	13	S ANAND	5		13	C ROYTHORNE	6		13	J NEALE	6		2004	L PATEMAN
14	T BALDOCK	5	(2)	14	D GARBETT	30	(3)	13	M ALLSOPP	5		14	D GARBETT	5		13	M ALLSOPP	6		2005	M CHADWICK (5)
14	D GARBETT	5		15	S ANAND	25	(2)	13	T BALDOCK	5		15	T BALDOCK	4		15	J LYMER	5		2006	W LANDER
16	S ANAND	3		16	M ALLSOPP	21	(2)	16	C ROYTHORNE	4		15	T CHADWICK	4		16	T CHADWICK	4		2007	W LANDER
16	S REVITT	3	(2)	17	T BALDOCK	19	(8)	16	L SMITH	4	(2)	15	A BULLOCK	4		16	T BALDOCK	4	(2)	2008	W LANDER (3)
16	P LEVERS	3		18	G PEACH	17	(3)	16	D GARBETT	4		18	D BRENTNALL	3		18	S ANAND	3		2009	J SISMEY
16	J LAMB	3		19	A TURNBULL	13	(2)	19	S LANDER	3		18	G PEACH	3		19	S REVITT	2	(2)	2010	L PATEMAN
20	S LANDER	2		20	C ROYTHORNE	12	(2)	19	G PEACH	3		18	J LYMER	3		19	D BRENTNALL	2		2011	L PATEMAN
20	D McPEAKE	2		20	S LANDER	12	(2)	19	A TURNBULL	3		18	J LAMB	3		19	D McPEAKE	2		2012	L PATEMAN (5)
20	A BULLOCK	2		22	D McPEAKE	11		22	S REVITT	2		18	C BOWLES	3	(2)	19	R BLAKE	2		2013	J SISMEY
20	C ROYTHORNE	2		23	S REVITT	10	(5)	22	AJ McPEAKE	2		23	S REVITT	2		19	K LYE	2		2014	J SISMEY (3)
20	G PEACH	2	(2)	23	T CHADWICK	10		22	R SEAMAN	2		23	A DAVIES	2	(2)	19	P LEVERS	2		2015	N SISMEY (4)
20	C BOWLES	2		23	A BULLOCK	10	(3)	22	D McPEAKE	2		23	A TURNBULL	2		19	J LAMB	2		2016	S GOODLIP
26	T MEASHAM	1		26	T MEASHAM	9		22	T CHADWICK	2		26	M ROGERS	1		19	C ROYTHORNE	2		2017	S GOODLIP
26	K LYE	1		26	P LEVERS	9		22	J LAMB	2		26	I BRENTNALL	1		19	G PEACH	2		2018	S GOODLIP (4)
26	A DAVIES	1		26	J LAMB	9	(3)	22	R LITHERLAND	2		26	AJ McPEAKE	1		19	A TURNBULL	2		2019	A SMITH
26	A TURNBULL	1		29	N LAMBERT	7		29	K LYE	1		26	D McPEAKE	1		19	C BOWLES	2		2020	N/A
				30	T DINGLEY	6		29	R HILL	1		26	B JOHNSON	1		30	M ROGERS	1		2021	A SMITH
				31	AJ McPEAKE	5	(2)	29	R BLAKE	1		26	S LANDER	1		30	S MINNIS	1		2022	A SMITH (3)
				31	R SEAMAN	5	(3)	29	P LEVERS	1		26	R SEAMAN	1		30	I BRENTNALL	1			
				31	J LEVERS	5		29	J ROYTHORNE	1		26	G WESTON	1		30	S PANK	1			
				34	M ROGERS	4						26	T MEASHAM	1		30	T DINGLEY	1			
				34	S MINNIS	4						26	J LEVERS	1		30	S LANDER	1			
				34	K LYE	4						26	R BLAKE	1		30	G WESTON	1			
				34	C BOWLES	4						26	S ANAND	1		30	J LEVERS	1			
				38	D BRENTNALL	3						26	P LEVERS	1		30	R HILL	1			
				38	R BLAKE	3						26	J ROYTHORNE	1		30	S SUMNER	1			
				38	R CROSSLAND	3						26	K ALCOCK	1		30	R CROSSLAND	1			
				41	I BRENTNALL	2										30	J ROYTHORNE	1			
				41	R MASTERS	2															
				43	P FOXLEY	1															
				43	S PANK	1															
				43	G WESTON	1															
				43	A FEARN	1															
				43	K PAYNE	1															
				43	J ROYTHORNE	1															
				43	K ALCOCK	1															
				43	A DAVIES	1															
				43	R LITHERLAND	1															
				43	J CHELL	1															

IQR Means Individual Qualifying Rounds I.E. Yellow, Green, Red and Blue Lane on a Normal Club Night

JUNIOR STATISTICS 1992-2022 - AFTER DHORC 658

Sheet 1 of 4 (Note: Highlighted Names are Current 2022 Members, CS = Best Consecutive Results)

MEETINGS ATTENDED			RACES COMPLETED			DRIVER RANKING			FINALS WON			
Pos	JUNIOR	No	Pos	JUNIOR	No	Pos	JUNIOR	SCORE	Pos	JUNIOR	No	CS
1	A TURNBULL	152	1	R LITHERLAND	917	1	* L SMITH	1.113	1	R LITHERLAND	61	(5)
1	R LITHERLAND	152	2	A TURNBULL	905	2	* A HUGHES	1.175	2	J HENRY	59	(3)
3	T CHADWICK	147	3	L TURNBULL	807	3	* AJ McPEAKE	1.275	3	A HALL	56	
4	L TURNBULL	133	4	T CHADWICK	774	4	* L BOWLES	1.375	3	A TURNBULL	56	(2)
5	F HOLMES	130	5	F HOLMES	769	5	J MELLOR	1.400	5	T CHADWICK	51	
6	G REYES-ENGLAND	128	6	G REYES-ENGLAND	766	6	* J HENRY	1.438	6	J SISMEY	47	
7	J HENRY	127	7	J HENRY	658	7	* A HALL	1.475	7	J MELLOR	36	
8	J SISMEY	120	8	J SISMEY	654	8	* R LITHERLAND	1.600	8	H SMITH	35	(2)
9	R REES	103	9	Z ROYTHORNE	602	9	* T MEASHAM	1.638	9	L SMITH	33	
10	Z ROYTHORNE	100	10	T MEASHAM	550	10	* A TURNBULL	1.663	10	P CONNALLY	32	(2)
11	H SMITH	97	11	H SMITH	543	11	* T CHADWICK	1.825	11	M MINNIS	31	(2)
12	P CONNALLY	95	12	L BROOKS	539	12	* J SISMEY	1.838	11	A HUGHES	31	
13	C BRENTNALL	94	13	B ROYTHORNE	504	13	* H SMITH	1.875	13	AJ McPEAKE	30	(2)
14	T MEASHAM	93	14	P CONNALLY	500	14	* M MINNIS	2.000	13	C BRENTNALL	30	(2)
15	B ROYTHORNE	84	15	A HALL	490	15	* J LAWSON	2.013	13	J PATEMAN	30	
16	L BROOKS	83	16	C BRENTNALL	486	16	J PATEMAN	2.025	13	G REYES-ENGLAND	30	
17	J MELLOR	82	17	J MELLOR	481	17	* P CONNALLY	2.175	17	C BOWLES	28	
18	A HALL	80	18	R REES	467	18	* C BRENTNALL	2.275	17	L TURNBULL	28	(2)
19	C BOWLES	78	19	J PATEMAN	428	19	* C BULLOCK	2.300	19	F HOLMES	26	
20	T PANK	74	20	C BOWLES	402	20	* C BOWLES	2.313	20	B ROYTHORNE	25	(2)
21	J PATEMAN	71	21	C BULLOCK	391	21	* K ASHWORTH	2.613	20	Z ROYTHORNE	25	(3)
22	M MINNIS	68	22	K LEVERS	381	22	* N GULL	2.763	20	L BOWLES	25	
23	J LAWSON	67	23	T PANK	378	23	* T PANK	2.800	23	R REES	24	
24	C BULLOCK	66	24	A HUGHES	372	24	* Z ROYTHORNE	3.038	24	J STEVENSON	23	
24	K LEVERS	66	24	Ca HOLLAND	372	25	* K LEVERS	3.125	24	T MEASHAM	23	(3)
26	AJ McPEAKE	65	26	J MARTINEZ	369	26	* K ALI	3.188	26	L BROOKS	21	(2)
27	A HUGHES	61	27	L SMITH	352	27	L TURNBULL	3.238	27	T PANK	20	
27	Ca HOLLAND	61	27	M LITHERLAND	352	28	* B ROYTHORNE	3.250	27	J LAWSON	20	(2)
29	J MARTINEZ	59	29	J LAWSON	348	29	* P WALKER	3.325	29	K LEVERS	15	
30	L BOWLES	56	30	M MINNIS	343	30	* J LISTER	3.700	30	D BARKER	14	
31	L SMITH	55	31	AJ McPEAKE	326	31	* T GREEN	3.725	30	M LITHERLAND	14	
32	J STEVENSON	54	32	B BROOKS	325	32	* P MARTIN	3.763	32	J MARTINEZ	13	
33	M LITHERLAND	53	33	D PAUL	308	32	* R COOK	3.763	33	C DAVENPORT	12	
34	D BARKER	51	34	L BOWLES	279	34	* C DAVENPORT	3.775	33	K ALI	12	
34	B BROOKS	51	35	L CHADWICK	277	35	* S SLATER	3.813	33	D PAUL	12	(2)
36	D PAUL	49	36	J STEVENSON	276	36	* K SCHOFIELD	3.888	36	M McNULTY	10	
37	S SCHULE	47	37	D BARKER	266	37	* K COOK	4.050	36	P MARTIN	10	
37	L CHADWICK	47	38	P MARTIN	263	38	* F HOLMES	4.250	36	S BOWMAN	10	
39	P WALKER	46	39	S BOWMAN	244	39	* G HADDON	4.500	39	G HADDON	9	
40	P MARTIN	45	40	P WALKER	236	40	* E HENRY	4.650	39	T GREEN	9	
41	J LISTER	41	41	S SCHULE	234	41	* G REYES-ENGLAND	4.738	39	N GULL	9	
41	S BOWMAN	41	41	J LISTER	234	42	A OXSPRING	4.750	39	M BRADLEY	9	
43	J HAGUES	38	43	J HAGUES	221	43	* R REES	4.800	43	K SCHOFIELD	8	
44	K ALI	30	44	R COOK	197	44	* M BRADLEY	4.900	43	L CHADWICK	8	
45	M McNULTY	29	45	M BRADLEY	194	45	* D BARKER	5.038	43	C BULLOCK	8	
45	J BULLOCK	29	46	D JACKSON	190	46	* J STEVENSON	5.125	43	B BROOKS	8	(2)
45	R COOK	29	47	I BRADLEY	189	47	* R HUGHES	5.275	43	Ca HOLLAND	8	
45	A OXSPRING	29	48	K ALI	185	48	* J ELMORE	5.600	43	H TAYLOR	8	
45	I BRADLEY	29	48	E JACKSON	185	48	* J MARTINEZ	5.600	49	R LEY	7	
45	M BRADLEY	29	50	N BRADFORD	172	50	* M SEO	5.675	49	A CHATTE	7	

(Driver Ranking = Average Position In Qualifying, Final Position, Fastest Lap & Race Laps Over Last 20 club nights)

JUNIOR STATISTICS 1992-2022 - AFTER DHORC 658

Sheet 2 of 4 (Note: Highlighted Names are Current 2022 Members, CS = Best Consecutive Results)

MEETINGS ATTENDED			RACES COMPLETED			DRIVER RANKING		FINALS WON				
Pos	JUNIOR	No	Pos	JUNIOR	No	Pos	JUNIOR	SCORE	Pos	JUNIOR	No	CS
45	D JACKSON	29	51	A BRADFORD	169	51	* A CHATTLE	5.863	49	A BRADFORD	7	
52	C DAVENPORT	28	52	M SEO	163	52	* L CHADWICK	6.025	52	S SLATER	6	(2)
52	E HENRY	28	52	K COOK	163	53	* J WATSON	6.063	52	P WALKER	6	(2)
52	E JACKSON	28	52	A OXSPRING	163	54	* M LITHERLAND	6.250	52	G CONNALLY	6	
55	K SCHOFIELD	27	52	S ROYTHORNE	163	55	* M McNULTY	6.288	52	E HENRY	6	
56	N GULL	26	56	N GULL	156	56	* J BULLOCK	6.300	52	R COOK	6	
56	N BRADFORD	26	57	M McNULTY	154	57	* B BROOKS	6.488	52	E JACKSON	6	
58	G HADDON	25	57	J PERRY	154	58	* D PAUL	6.550	52	D JACKSON	6	(2)
58	A BRADFORD	25	59	R HUGHES	151	59	* D JACKSON	7.088	52	T JAMES	6	(2)
58	S ROYTHORNE	25	60	J BULLOCK	150	60	* H TAYLOR	7.513	52	J HAGUES	6	(2)
61	K COOK	24	61	C DAVENPORT	149	61	* S SCHULE	7.825	61	L HAWLEY	5	
61	J PERRY	24	62	K SCHOFIELD	144	62	* S BOWMAN	8.050	61	J BULLOCK	5	
63	A CHATTLE	23	63	E HENRY	143	63	* E STOTT-ZAFIROPOULOS	8.063	61	A HARTLEY	5	(2)
63	L STOTT-ZAFIROPOULOS	23	64	G HADDON	138	64	* S MAFFIN	8.275	61	B CARRINGTON	5	
63	J ELMORE	23	65	A CHATTLE	136	65	* L BROOKS	8.475	61	K ASHWORTH	5	
66	J WATSON	22	66	L STOTT-ZAFIROPOULOS	135	66	* S MARTINEZ	8.600	61	M WARREN	5	
66	R MAFFIN	22	67	H TAYLOR	134	67	* T SHARP	8.663	61	K COOK	5	
66	T GREEN	22	68	K ASHWORTH	132	68	* L STOTT-ZAFIROPOULOS	8.900	61	N BRADFORD	5	
66	R HUGHES	22	68	J ELMORE	132	69	* Ca HOLLAND	8.913	61	I PAUL	5	(2)
66	E STOTT-ZAFIROPOULOS	22	70	T JAMES	131	70	* R MAFFIN	8.988	70	A REES	4	
71	K ASHWORTH	21	71	E STOTT-ZAFIROPOULOS	130	71	* N BRADFORD	9.550	70	J WATSON	4	
71	H TAYLOR	21	72	B RILEY	124	72	* I BRADLEY	9.688	70	T SHARP	4	
71	S MARTINEZ	21	73	T GREEN	119	73	* J HAGUES	9.800	70	M WATTS	4	
74	S SLATER	20	74	S MARTINEZ	117	74	* S ROYTHORNE	10.000	70	J LISTER	4	
74	T SHARP	20	75	J WATSON	113	75	* A BRADFORD	10.775	70	B JEFFRIES	4	
74	S MAFFIN	20	76	R MAFFIN	109	76	T JAMES	10.863	70	E STOTT-ZAFIROPOULOS	4	
74	T JAMES	20	77	S SLATER	108	77	* E JACKSON	12.500	70	L STOTT-ZAFIROPOULOS	4	
78	B RILEY	19	77	B CARRINGTON	108	78	* J PERRY	13.813	70	J ELMORE	4	
79	B CARRINGTON	18	79	T SHARP	103	N/A	J WOODHOUSE	2.000	70	S ROYTHORNE	4	
79	J THOMPSON	18	79	J GRATTON	103	N/A	L CAPEWELL	2.438	70	J THOMPSON	4	
81	R LEY	17	81	S MAFFIN	99	N/A	JJ HUGHES-DOWD	2.719	70	E DOYLE	4	
81	G CONNALLY	17	82	M WARREN	98	N/A	S GILLARD	2.725	82	A PANK	3	
81	J GRATTON	17	83	F McCANDLESS	96	N/A	M WARREN	2.817	82	C CLARK	3	
84	E DOYLE	16	84	R LEY	92	N/A	J THOMPSON	2.972	82	R HUGHES	3	
85	A HARTLEY	15	85	G CONNALLY	91	N/A	A WATHEY	3.545	82	J PERRY	3	
85	J MOSEDALE	15	86	A HARTLEY	83	N/A	K JACKSON	3.563	82	J BLURTON	3	
85	M WARREN	15	87	A WATHEY	72	N/A	T REES	3.667	87	C WOODCOCK	2	
88	C KAVANAGH	13	87	J MOSEDALE	72	N/A	S TAGUE	3.813	87	Mat McNULTY	2	
88	M WATTS	13	87	B JEFFRIES	72	N/A	A FEARN	3.850	87	J MOSEDALE	2	
90	J DOBBINS	12	90	M WATTS	69	N/A	E DOYLE	3.922	87	D SPENCER	2	
90	F McCANDLESS	12	91	I PAUL	68	N/A	N ZIMMERMANN	3.969	87	N ZIMMERMANN	2	
92	A PANK	11	92	C KAVANAGH	65	N/A	R LEY	4.103	87	A OXSPRING	2	
92	A WATHEY	11	93	D JEFFRIES	62	N/A	C CLARK	4.179	87	L BLAKE	2	
92	N McDONALD	11	94	A FEARN	61	N/A	D SPENCER	4.375	87	D JEFFRIES	2	(2)
95	S GILLARD	10	94	I MATTHEWS	61	N/A	N BLACK	4.375	87	J GRATTON	2	
95	A FEARN	10	94	J THOMPSON	61	N/A	M BUCKLEY	4.417	87	F McCANDLESS	2	
95	I MATTHEWS	10	97	J DOBBINS	60	N/A	M WESTON	4.438	87	I BRADLEY	2	
98	L HAWLEY	9	98	A PANK	58	N/A	T KERR	4.458	87	E PAUL	2	(2)
98	D NEALE	9	99	N McDONALD	57	N/A	L BLAKE	4.500	87	B RILEY	2	
98	C WOODCOCK	9	100	J BLURTON	56	N/A	M YEOMANS	4.563	87	J McDONALD	2	

JUNIOR STATISTICS 1992-2022 - AFTER DHORC 658

Sheet 3 of 4 (Note: Highlighted Names are Current 2022 Members, CS = Best Consecutive Results)

MEETINGS ATTENDED			RACES COMPLETED			DRIVER RANKING			FINALS WON			
Pos	JUNIOR	No	Pos	JUNIOR	No	Pos	JUNIOR	SCORE	Pos	JUNIOR	No	CS
98	Mat McNULTY	9	100	E DOYLE	56	N/A	I MATTHEWS	5.075	87	T KERR	2	
98	B JEFFRIES	9	102	Ca BLURTON	55	N/A	J DOBBINS	5.083	87	JJ HUGHES-DOWD	2	
98	D JEFFRIES	9	103	E PAUL	54	N/A	N McDONALD	5.114	103	S GILLARD	1	
98	I PAUL	9	104	N ZIMMERMANN	51	N/A	T STEVENSON	5.188	103	C KAVANAGH	1	
98	E PAUL	9	105	S GILLARD	50	N/A	A HARTLEY	5.212	103	D NEALE	1	
106	M SEO	8	105	L HAWLEY	50	N/A	B REES	5.350	103	A MILNER	1	
106	TI REES	8	107	S LIVESEY	49	N/A	J MOSEDALE	5.462	103	T REES	1	
106	C BARTLETT	8	108	C BARTLETT	48	N/A	M WILLIS	5.750	103	R MAFFIN	1	
106	Ca BLURTON	8	109	Mat McNULTY	47	N/A	B CARRINGTON	5.847	103	T ALLDREAD	1	
106	J BLURTON	8	110	C WOODCOCK	46	N/A	J McDONALD	6.458	103	M HART	1	
106	T STEVENSON	8	111	D NEALE	44	N/A	B JEFFRIES	6.472	103	S MAFFIN	1	
106	JJ HUGHES-DOWD	8	112	C CLARK	41	N/A	L BELL	6.550	103	D GEBAUERS	1	
113	A MILNER	7	113	TI REES	40	N/A	D GEBAUERS	6.750	103	L BELL	1	
113	A REES	7	114	A REES	38	N/A	D NEALE	7.083	103	M SEO	1	
113	C CLARK	7	114	J McDONALD	38	N/A	L HAWLEY	7.083	103	A FEARN	1	
113	N ZIMMERMANN	7	116	A MILNER	36	N/A	D JEFFRIES	7.111	103	I MATTHEWS	1	
113	M BUCKLEY	7	117	B REES	35	N/A	Mat McNULTY	7.167	103	M WILLIS	1	
118	M HART	6	118	M BUCKLEY	33	N/A	C BARTLETT	7.344	103	B REES	1	
118	S LIVESEY	6	119	M HART	31	N/A	J GRATTON	7.426	103	S TAGUE	1	
118	SM BLURTON	6	119	A PARKIN	31	N/A	M WATTS	7.519	103	L CAPEWELL	1	
118	J McDONALD	6	119	SM BLURTON	31	N/A	C WOODCOCK	8.056	103	M BUCKLEY	1	
118	T KERR	6	122	L PARKIN	30	N/A	R FREEMAN	8.417	103	S LIVESEY	1	
123	L BELL	5	123	K JACKSON	29	N/A	H MOHAMMED	8.500	103	L PARKIN	1	
123	B REES	5	123	M WESTON	29	N/A	G CONNALLY	8.588	103	A PARKIN	1	
123	L BLAKE	5	123	R FREEMAN	29	N/A	B RILEY	8.697	103	R FREEMAN	1	
123	A PARKIN	5	126	L BELL	26	N/A	A STOTT	8.750	103	S MARTINEZ	1	
123	L PARKIN	5	126	M YEOMANS	26	N/A	A MILNER	8.786	103	J WOODHOUSE	1	
128	D SPENCER	4	128	T STEVENSON	25	N/A	M HART	9.417	103	E DOYLE	1	
128	M YEOMANS	4	128	JJ HUGHES-DOWD	25	N/A	Ca BLURTON	9.594	103	T STEVENSON	1	
128	M WILLIS	4	130	S TAGUE	24	N/A	J BLURTON	9.781				
128	S TAGUE	4	130	T KERR	24	N/A	A PANK	10.114				
128	K JACKSON	4	132	D SPENCER	23	N/A	T ALLDREAD	10.167				
128	L CAPEWELL	4	133	M WILLIS	20	N/A	E GIBBS	10.417				
128	M WESTON	4	133	L CAPEWELL	20	N/A	F McCANDLESS	10.558				
135	T REES	3	135	T REES	16	N/A	C KAVANAGH	10.692				
135	D ALLDREAD	3	135	T ALLDREAD	16	N/A	TI REES	10.719				
135	T ALLDREAD	3	135	D GEBAUERS	16	N/A	D ALLDREAD	10.750				
135	D GEBAUERS	3	138	D ALLDREAD	15	N/A	A REES	10.786				
135	E GIBBS	3	138	E GIBBS	15	N/A	SM BLURTON	10.833				
135	R FREEMAN	3	140	H MOHAMMED	14	N/A	A PARKIN	11.300				
141	N BLACK	2	141	L BLAKE	13	N/A	E PAUL	11.806				
141	J WOODHOUSE	2	142	N BLACK	10	N/A	L PARKIN	12.900				
143	H MOHAMMED	1	143	J WOODHOUSE	6	N/A	S LIVESEY	13.083				
143	A STOTT	1	144	A STOTT	5	N/A	I PAUL	13.667				

JUNIOR STATISTICS 1992-2022, AFTER DHORC 658

Sheet 4 of 4 (Note: Highlighted Names are Current 2022 Members. CS = Best Consecutive Results)

POLES				IQR's				WINS				FASTEST LAPS				BEST RACE LAPS				CHAMPIONSHIPS	
Pos	JUNIOR	No	CS	Pos	JUNIOR	No	CS	Pos	JUNIOR	No	CS	Pos	JUNIOR	No	CS	Pos	JUNIOR	No	CS	YEAR	JUNIOR
1	R LITHERLAND	61	(6)	1	J SISMEY	215	(14)	1	A HALL	49	(13)	1	J SISMEY	59	(11)	1	R LITHERLAND	63	(7)	1992	S SLATER
2	J SISMEY	58	(11)	2	R LITHERLAND	201	(12)	2	R LITHERLAND	46	(9)	2	R LITHERLAND	58	(7)	2	T CHADWICK	51	(7)	1993	M MINNES
3	J MELLOR	46	(10)	3	A TURNBULL	194	(10)	3	J SISMEY	45	(8)	3	A HALL	45	(15)	3	A HALL	50	(16)	1994	M MINNES (2)
4	A TURNBULL	44	(5)	4	J MELLOR	183	(9)	3	A TURNBULL	45	(8)	4	T CHADWICK	43	(6)	4	J SISMEY	45	(11)	1995	AJ McPEAKE
5	A HALL	42	(11)	5	A HALL	177	(22)	5	T CHADWICK	44	(5)	5	A HUGHES	35	(12)	5	AJ McPEAKE	33	(6)	1996	AJ McPEAKE (2)
6	AJ McPEAKE	34	(12)	6	T CHADWICK	165	(13)	6	J MELLOR	35	(3)	6	AJ McPEAKE	33	(7)	5	L SMITH	33	(20)	1997	C BRENTNALL
7	T CHADWICK	33	(4)	7	L SMITH	135	(29)	7	L SMITH	33	(9)	6	L SMITH	33	(18)	5	J MELLOR	33	(6)	1998	T PANK
7	L SMITH	33	(18)	8	M MINNES	128	(10)	8	M MINNES	31	(9)	8	M MINNES	30	(6)	8	A HUGHES	32	(11)	1999	C BOWLES
9	J HENRY	31	(6)	9	AJ McPEAKE	123	(8)	9	AJ McPEAKE	29	(6)	9	J PATEMAN	29	(5)	9	J PATEMAN	31	(6)	2000	J HENRY
10	M MINNES	30	(8)	10	A HUGHES	112	(24)	10	J HENRY	28	(4)	10	A TURNBULL	26	(4)	9	A TURNBULL	31	(4)	2001	J HENRY (2)
11	J PATEMAN	29	(6)	11	J HENRY	110	(12)	10	J PATEMAN	28	(4)	11	J HENRY	25	(5)	11	M MINNES	27	(8)	2002	T CHADWICK
12	A HUGHES	28	(11)	12	J PATEMAN	104	(6)	12	A HUGHES	22	(8)	11	J MELLOR	25	(6)	12	J HENRY	25	(5)	2003	J SISMEY
13	C BRENTNALL	24	(8)	13	T MEASHAM	93	(11)	13	C BRENTNALL	18	(3)	13	C BRENTNALL	20	(7)	13	C BRENTNALL	22	(7)	2004	J SISMEY (2)
14	T MEASHAM	20	(5)	14	C BRENTNALL	87	(5)	13	T MEASHAM	18	(3)	13	T PANK	20	(5)	14	Z ROYTHORNE	17	(6)	2005	T CHADWICK (2)
15	L BOWLES	18	(7)	15	C BOWLES	56	(4)	15	L BOWLES	16	(6)	15	H SMITH	18	(4)	14	L BOWLES	17	(7)	2006	T MEASHAM
16	T PANK	16	(2)	16	F HOLMES	52	(3)	16	C BOWLES	15	(2)	16	L BOWLES	16	(5)	16	T PANK	15	(3)	2007	A HUGHES
17	C BOWLES	11	(3)	17	T PANK	51	(4)	17	K LEVERS	13	(3)	17	K LEVERS	15	(3)	17	C BOWLES	13	(2)	2008	L SMITH
17	H SMITH	11	(4)	18	P CONNALLY	44	(9)	18	T PANK	12	(2)	18	B ROYTHORNE	14	(4)	17	K LEVERS	13	(3)	2009	L SMITH (2)
19	J LAWSON	10	(4)	19	K LEVERS	42	(4)	18	H SMITH	12	(3)	18	Z ROYTHORNE	14	(4)	19	P CONNALLY	12	(3)	2010	K LEVERS
20	N GULL	9	(3)	20	Z ROYTHORNE	40	(2)	20	F HOLMES	10	(2)	20	P CONNALLY	10	(3)	19	T MEASHAM	12	(3)	2011	J MELLOR
21	P CONNALLY	7	(3)	21	L BOWLES	37	(10)	20	Z ROYTHORNE	10	(2)	20	T MEASHAM	10	(2)	21	N GULL	10	(3)	2012	J MELLOR (2)
21	K ASHWORTH	7	(2)	22	N GULL	29	(4)	20	J LAWSON	10	(2)	22	N GULL	9	(4)	21	H SMITH	10	(4)	2013	J PATEMAN
21	K LEVERS	7	(2)	23	B ROYTHORNE	24	(4)	23	P CONNALLY	7	(2)	22	J LAWSON	9	(3)	23	J LAWSON	9	(3)	2014	A HALL
21	Z ROYTHORNE	7	(2)	23	H SMITH	24	(6)	23	N GULL	7	(2)	24	C BOWLES	7	(2)	24	K ASHWORTH	5	(2)	2015	A HALL (2)
25	B ROYTHORNE	6	(2)	25	R REES	23	(2)	25	J STEVENSON	5	(2)	25	P MARTIN	6	(2)	24	B ROYTHORNE	5	(2)	2016	R LITHERLAND
26	F HOLMES	5	(2)	26	K ASHWORTH	21	(5)	25	R REES	5	(2)	26	K ASHWORTH	5	(2)	26	M WARREN	4	(2)	2017	R LITHERLAND (2)
27	G HADDON	3	(2)	26	J LAWSON	21	(6)	25	K ALI	5	(3)	26	J LISTER	5	(2)	26	J LISTER	4	(2)	2018	A TURNBULL
27	S GILLARD	3	(2)	28	L TURNBULL	18	(2)	25	C BULLOCK	5	(2)	28	F HOLMES	5	(2)	28	C DAVENPORT	3	(2)	2019	A TURNBULL (2)
27	S SLATER	3	(2)	29	K ALI	16	(5)	25	K ASHWORTH	5	(2)	29	D BARKER	4	(2)	28	S SLATER	3	(2)	2020	N/A
27	C BULLOCK	3	(2)	29	J LISTER	16	(2)	30	G HADDON	4	(2)	29	Ca HOLLAND	4	(2)	28	D BARKER	3	(2)	2021	H SMITH
27	M WARREN	3	(2)	31	C BULLOCK	14	(4)	30	M WARREN	4	(2)	31	C DAVENPORT	3	(2)	31	K ALI	2	(2)	2022	L BOWLES
27	J LISTER	3	(2)	32	M WARREN	13	(2)	30	J LISTER	4	(2)	31	M WARREN	3	(2)	31	C BULLOCK	2	(2)		
27	L TURNBULL	3	(2)	33	S GILLARD	12	(3)	30	B ROYTHORNE	4	(2)	31	M BUCKLEY	3	(2)	31	L BLAKE	2	(2)		
34	J STEVENSON	2	(2)	34	C DAVENPORT	10	(2)	34	S SLATER	3	(2)	34	S SLATER	2	(2)	31	P MARTIN	2	(2)		
34	R REES	2	(2)	34	G HADDON	10	(2)	34	K SCHOFIELD	3	(2)	34	J STEVENSON	2	(2)	31	F HOLMES	2	(2)		
34	Ca HOLLAND	2	(2)	34	P MARTIN	10	(2)	34	L TURNBULL	3	(2)	34	R REES	2	(2)	31	G REYES-ENGLAND	2	(2)		
34	A CHATTE	2	(2)	37	S SLATER	9	(4)	37	C DAVENPORT	2	(2)	34	K ALI	2	(2)	37	S GILLARD	1	(2)		
38	C DAVENPORT	1	(3)	37	R COOK	9	(2)	37	L BLAKE	2	(2)	34	M LITHERLAND	2	(2)	37	K SCHOFIELD	1	(2)		
38	K ALI	1	(3)	39	K COOK	8	(3)	37	A CHATTE	2	(2)	39	K SCHOFIELD	1	(2)	37	G HADDON	1	(2)		
38	K COOK	1	(3)	40	J STEVENSON	6	(3)	37	P MARTIN	2	(2)	39	J BULLOCK	1	(2)	37	J STEVENSON	1	(2)		
38	R COOK	1	(3)	40	Ca HOLLAND	6	(3)	37	G REYES-ENGLAND	2	(2)	39	A HARTLEY	1	(2)	37	E HENRY	1	(2)		
38	L BLAKE	1	(3)	42	D BARKER	4	(3)	42	S GILLARD	1	(3)	39	C BULLOCK	1	(3)	37	J BULLOCK	1	(3)		
38	P MARTIN	1	(3)	42	C CLARK	4	(3)	42	E HENRY	1	(3)	39	K COOK	1	(3)	37	C CLARK	1	(3)		
38	B JEFFRIES	1	(3)	42	R HUGHES	4	(3)	42	J BULLOCK	1	(3)	39	K JACKSON	1	(3)	37	R REES	1	(3)		
38	M LITHERLAND	1	(3)	42	B BROOKS	4	(3)	42	S TAGUE	1	(3)	39	M BRADLEY	1	(3)	37	K COOK	1	(3)		
38	D PAUL	1	(3)	46	K SCHOFIELD	3	(2)	42	L CAPEWELL	1	(3)	39	J ELMORE	1	(3)	37	S TAGUE	1	(3)		
38	JJ HUGHES-DOWD	1	(3)	46	M McNILTY	3	(2)	42	M BUCKLEY	1	(3)	39	D PAUL	1	(3)	37	K JACKSON	1	(3)		
				46	K JACKSON	3	(2)	42	B JEFFRIES	1	(3)	39	S ROYTHORNE	1	(3)	37	A WATHEY	1	(3)		
				46	A WATHEY	3	(2)	42	M LITHERLAND	1	(3)	38	JJ HUGHES-DOWD	1	(3)	37	Ca HOLLAND	1	(3)		
				46	A CHATTE	3	(2)	42	J THOMPSON	1	(3)					37	M BUCKLEY	1	(3)		
				46	B JEFFRIES	3	(2)	42	J WOODHOUSE	1	(3)					37	A CHATTE	1	(3)		
				46	D PAUL	3	(2)	42	E DOYLE	1	(3)					37	M BRADLEY	1	(3)		
				53	J WATSON	2	(2)	42	JJ HUGHES-DOWD	1	(3)					37	M LITHERLAND	1	(3)		
				53	S SCHULE	2	(2)									37	L TURNBULL	1	(3)		
				53	E HENRY	2	(2)									37	J WOODHOUSE	1	(3)		
				53	J BULLOCK	2	(2)									37	E DOYLE	1	(3)		
				53	S TAGUE	2	(2)									37	JJ HUGHES-DOWD	1	(3)		
				53	M BRADLEY	2	(2)														
				53	M WESTON	2	(2)														
				53	M LITHERLAND	2	(2)														
				53	E STOTT-ZAFIROPOULOS	2	(2)														
				53	L BROOKS	2	(2)														
				53	D JACKSON	2	(2)														
				53	J THOMPSON	2	(2)														
				53	JJ HUGHES-DOWD	2	(2)														
				66	P WALKER	1	(2)														
				66	T SHARP	1	(2)														
				66	R LEY	1	(2)														
				66	A HARTLEY	1	(2)														
				66	J MOSEDALE	1	(2)														
				66	D SPENCER	1	(2)														
				66	T REES	1	(2)														
				66	M YE																

Outright Track Record Holders After DHORC 658

Adults

Pos	Name	Qualifying	F1	GC	F1	GC	Total
			Fastest Laps	Fastest Laps	Race Laps	Race Laps	
1	L Pateman	31	43	63	27	46	210
2	S Goodlip	19	34	10	29	17	109
3	A Smith	28	13	26	13	24	104
4	N Sismey	15	8	11	15	16	65
5	J Sismey	15	7	8	14	13	57
6	M Chadwick	12			8	9	29
7	W Lander	9	5	3	6		23
8	P Rees	2	3		11	3	19
8	A McPeake	4	3	5	7		19
10	J Tague	4	3	2	3	5	17
11	J Lymer	4	2	1	2	1	10
12	T Baldock	3	1	1	1	2	8
13	D Garbett	1	1	1	3	1	7
14	L Smith	2	1	3			6
14	A Turnbull	1	2		3		6
16	C Roythorne		2	2		1	5
17	J Neale				2	1	3
17	S Anand	1			1	1	3
17	T Chadwick		1		2		3
17	J Lamb	1		1	1		3
21	M Allsopp				2		2
21	S Lander			1	1		2
21	C Bowles	1	1				2
24	G Peach		1				1
24	D McPeake		1				1
24	J Roythorne				1		1
24	S Pank				1		1
Total		143	121	129	135	134	716

Note: Some Records Can Be Held By More Than One Member - Highlighted Names 2022 Members

Outright Track Record Holders After DHORC 658

Juniors

Pos	Name	Qualifying	F1	GC	F1	GC	Total
			Fastest Laps	Fastest Laps	Race Laps	Race Laps	
1	A Turnbull	31	22	16	34	17	120
2	R Litherland	24	21	26	14	28	113
3	J Sismey	15	15	12	11	17	70
4	A Hall	12	9	7	13	12	53
5	T Chadwick	7	6	10	7	19	49
6	AJ McPeake	10	9	4	9	4	36
7	T Measham	6	4	1	13	3	27
7	J Henry	2	9	5	9	2	27
9	L Bowles	10	3	3	3	6	25
10	J Mellor	10	4	4	2	4	24
11	H Smith	7	4	5	3	2	21
12	M Minnis	6	2	4	2	5	19
13	Z Roythorne	2	2	6		8	18
14	J Pateman	4	4	5	1	3	17
15	B Roythorne	1	1	6		2	10
16	J Lawson	1	2	2	3	1	9
16	F Holmes	1	3	2	3		9
16	C Brentnall		2	3		4	9
19	A Hughes	2	1	5			8
19	L Smith		4		4		8
21	T Pank		1	3	2		6
21	C Bowles	2	1		1	2	6
23	P Connally		1	3			4
23	R Rees	1	1	1		1	4
23	K Ashworth	1	1	1		1	4
23	L Turnbull	1	1		2		4
27	K Levers		1		1	1	3
28	P Martin		1		1		2
28	N Gull		1		1		2
30	Ca Holland			1			1
30	E Henry		1				1
30	C Clark					1	1
30	K Ali				1		1
30	B Brooks				1		1
30	J Elmore		1				1
30	S Roythorne			1			1
30	A Hartley			1			1
Total		156	138	137	141	143	715

Note: Some Records Can Be Held By More Than One Member - Highlighted Names 2022 Members

DHORC Statistics 2022

Poles		Adult			Junior			Poles	
Records		Name	Total	2022	Name	Total	2022	Records	
All Time		L Pateman	122	10	L Bowles	18	16	All Time	
L Pateman	122	S Goodlip	87	3	H Smith	11	6	R Litherland	61
Season		N Sismey	85		J Lawson	10	5	Season	
S Goodlip	17	A Smith	50	12	JJ Hughes-Dowd	1	1	L Smith	21
		P Rees	18	1					
		D Garbett	5						
		J Lamb	3						
		G Peach	2						
		C Bowles	2	1					
		A Turnbull	1	1					
Race Wins		Adult			Junior			Race Wins	
Records		Name	Total	2022	Name	Total	2022	Records	
All Time		L Pateman	116	8	L Bowles	16	14	All Time	
L Pateman	116	N Sismey	85	1	H Smith	12	3	A Hall	49
Season		S Goodlip	83	4	J Lawson	10	7	Season	
W Lander	16	A Smith	44	11	J Thompson	1	1	L Smith	20
		P Rees	28	1	J Woodhouse	1	1	A Hall	20
		D Garbett	4		E Doyle	1	1		
		G Peach	3		JJ Hughes-Dowd	1	1		
		A Turnbull	3	2					
		J Lamb	2						
		R Litherland	2	1					
Fast Laps		Adult			Junior			Fast Laps	
Records		Name	Total	2022	Name	Total	2022	Records	
All Time		L Pateman	280	12	H Smith	18	8	All Time	
L Pateman	280	S Goodlip	54	7	L Bowles	16	13	J Sismey	59
Season		A Smith	52	9	J Lawson	9	6	Season	
L Pateman	19	N Sismey	50		JJ Hughes-Dowd	1	1	L Smith	21
A Smith	19	P Rees	12						
		D Garbett	5	2					
		G Peach	3						
		C Bowles	3						
		J Lamb	2						
		A Turnbull	2						
Race Laps		Adult			Junior			Race Laps	
Records		Name	Total	2022	Name	Total	2022	Records	
All Time		L Pateman	182	9	L Bowles	17	14	All Time	
L Pateman	182	N Sismey	90	1	H Smith	10	4	R Litherland	63
Season		S Goodlip	66	4	J Lawson	9	7	Season	
W Lander	16	A Smith	57	10	J Woodhouse	1	1	A Hall	22
		P Rees	23	2	E Doyle	1	1		
		D Garbett	7	1	JJ Hughes-Dowd	1	1		
		J Lamb	2						
		G Peach	2						
		A Turnbull	2	1					
		C Bowles	2	2					

Current Members Best Ever Position Records after DHORC 658

Qualifying				Final Position				Fastest Laps				Race Laps			
Pos	Adult	DHORC	Gap	Pos	Adult	DHORC	Gap	Pos	Adult	DHORC	Gap	Pos	Adult	DHORC	Gap
			Date				Date				Date				Date
1	A Smith	658	0	13-Dec-22	1	A Smith	658	0	13-Dec-22	1	A Smith	658	0	13-Dec-22	
1	L Pateman	655	3	29-Nov-22	1	L Pateman	655	3	29-Nov-22	1	D Garbett	657	1	13-Dec-22	
1	S Goodlip	653	5	08-Nov-22	1	R Litherland	652	6	18-Oct-22	1	L Pateman	655	3	29-Nov-22	
1	C Bowles	647	11	09-Aug-22	1	A Turnbull	649	9	27-Sep-22	1	C Bowles	653	5	08-Nov-22	
1	P Rees	640	18	26-Apr-22	1	N Sismey	645	13	28-Jun-22	1	A Turnbull	625	33	19-Oct-22	
1	A Turnbull	635	23	22-Feb-22	1	S Goodlip	643	15	07-Jun-22	1	J Lamb	616	42	11-Feb-20	
1	D Garbett	625	33	19-Oct-21	1	P Rees	631	27	11-Jan-22	1	C Bowles	612	46	07-Nov-19	
1	J Lamb	616	42	11-Feb-20	1	D Garbett	611	47	29-Oct-19	1	L Smith	591	67	23-Feb-19	
1	N Sismey	613	45	07-Jan-20	1	L Smith	566	92	24-Feb-18	1	G Peach	565	93	24-Feb-18	
1	L Smith	591	67	23-Feb-19	1	J Lamb	538	120	25-Feb-17	1	N Sismey	511	147	27-Feb-16	
1	G Peach	565	93	24-Feb-18	1	G Peach	537	121	25-Feb-17	1	P Rees	497	161	30-Jun-15	
2	R Litherland	624	34	28-Sep-21	2	C Bowles	600	58	09-Jul-19	2	R Litherland	624	34	28-Sep-21	
4	D Turnbull	658	0	13-Dec-22	3	D Turnbull	527	131	13-Sep-16	3	C Cooper	639	19	05-Apr-22	
4	L Blacker	650	8	27-Sep-22	3	R Masters	433	225	23-Feb-13	3	R Masters	382	276	26-Feb-11	
4	D Edwards	581	77	09-Oct-18	4	S Smith	537	121	25-Feb-17	4	L Blacker	658	0	13-Dec-22	
4	R Masters	279	379	26-Sep-06	5	S Gray	627	31	09-Nov-21	4	D Turnbull	564	94	24-Feb-18	
5	S Gray	627	31	09-Nov-21	5	D Edwards	581	77	09-Oct-18	4	D Edwards	541	117	07-Mar-17	
6	L Edwards	512	146	27-Feb-16	6	L Blacker	655	3	29-Nov-22	6	H Smith	658	0	13-Dec-22	
7	M Dutton	649	9	27-Sep-22	6	R Lawson	530	128	18-Oct-16	6	J Lawson	650	8	27-Sep-22	
7	R Lawson	629	29	30-Nov-21	6	L Edwards	512	146	27-Feb-16	6	S Gray	635	23	22-Feb-22	
7	S Smith	538	120	25-Feb-17	7	J Lawson	650	8	27-Sep-22	6	L Edwards	512	146	27-Feb-16	
8	J Lawson	650	8	27-Sep-22	8	H Smith	657	1	13-Dec-22	7	S Smith	657	1	13-Dec-22	
8	L Bowles	648	10	09-Aug-22	8	M Dutton	649	9	27-Sep-22	8	R Lawson	530	128	18-Oct-16	
8	C Cooper	628	30	09-Nov-21	8	C Cooper	630	28	30-Nov-21	9	M Dutton	649	1	27-Sep-22	
9	JJ Hughes-Dowd	655	3	29-Nov-22	9	JJ Hughes-Dowd	655	3	29-Nov-22	9	L Bowles	648	10	09-Aug-22	
10	H Smith	657	1	13-Dec-22	9	L Bowles	648	10	09-Aug-22	10	JJ Hughes-Dowd	658	0	13-Dec-22	
10	A Woodhouse	647	11	09-Aug-22	13	D Hughes-Dowd	655	3	29-Nov-22	11	A Stevenson	655	3	29-Nov-22	
10	A Thompson	646	12	28-Jun-22	13	A Thompson	645	13	28-Jun-22	11	S Kerr	643	15	07-Jun-22	
10	S Kerr	643	15	07-Jun-22	14	A Stevenson	657	1	13-Dec-22	12	A Woodhouse	647	11	09-Aug-22	
11	A Stevenson	658	0	13-Dec-22	14	A Woodhouse	647	11	09-Aug-22	12	A Thompson	644	14	07-Jun-22	
12	D Hughes-Dowd	655	3	29-Nov-22	16	S Kerr	643	15	07-Jun-22	13	D Hughes-Dowd	656	2	29-Nov-22	
1	H Smith	658	0	13-Dec-22	1	JJ Hughes-Dowd	658	0	13-Dec-22	1	H Smith	658	0	13-Dec-22	
1	J Lawson	656	2	29-Nov-22	1	H Smith	657	1	13-Dec-22	1	JJ Hughes-Dowd	656	2	29-Nov-22	
1	JJ Hughes-Dowd	655	3	29-Nov-22	1	J Lawson	656	2	29-Nov-22	1	J Lawson	655	3	29-Nov-22	
1	L Bowles	654	4	08-Nov-22	1	L Bowles	654	4	08-Nov-22	1	L Bowles	653	5	08-Nov-22	
2	J Thompson	636	22	22-Feb-22	1	E Doyle	649	9	27-Sep-22	2	J Woodhouse	647	11	09-Aug-22	
3	J Woodhouse	648	10	09-Aug-22	1	J Woodhouse	647	11	09-Aug-22	2	E Doyle	646	12	28-Jun-22	
3	E Doyle	646	12	28-Jun-22	1	J Thompson	640	18	26-Apr-22	2	J Thompson	636	22	22-Feb-22	
3	T Kerr	643	15	07-Jun-22	2	T Stevenson	653	5	08-Nov-22	3	T Kerr	643	15	07-Jun-22	
4	T Stevenson	658	0	13-Dec-22	3	T Kerr	640	18	26-Apr-22	5	T Stevenson	655	3	29-Nov-22	

Distance Covered In DHORC Club Championship 2022

Pos	Competitor	Class	Laps	Feet	Feet / Race	Miles	Races
1	P Rees	A	2,784.0	249,970	2,551	47.3	98
2	A Smith	A	2,657.4	241,069	2,870	45.7	84
3	A Turnbull	A	2,624.2	236,225	2,568	44.7	92
4	N Sismey	A	2,567.1	230,133	2,557	43.6	90
5	D Garbett	A	2,437.2	217,761	2,420	41.2	90
6	L Blacker	A	2,374.4	212,549	2,191	40.3	97
7	L Pateman	A	2,370.0	210,581	2,735	39.9	77
8	D Turnbull	A	2,246.9	201,691	2,292	38.2	88
9	S Gray	A	2,131.5	191,309	2,057	36.2	93
10	C Bowles	A	2,057.4	187,622	2,535	35.5	74
11	S Goodlip	A	1,909.8	170,184	2,618	32.2	65
12	G Peach	A	1,746.4	159,713	2,496	30.2	64
13	L Bowles	J	1,463.8	133,266	2,082	25.2	64
14	R Litherland	A	1,464.8	131,271	2,477	24.9	53
15	R Lawson	A	1,269.9	113,568	2,143	21.5	53
16	A Thompson	A	1,183.5	107,486	1,853	20.4	58
17	J Lawson	J	1,185.1	106,498	1,972	20.2	54
18	S Smith	A	1,099.9	101,062	1,982	19.1	51
19	L Smith	A	1,015.2	94,409	2,360	17.9	40
20	H Smith	J	1,011.7	93,019	2,022	17.6	46
21	J Thompson	A	983.4	90,444	1,483	17.1	61
22	M Dutson	A	937.2	84,551	1,691	16.0	50
23	C Cooper	A	887.8	78,287	2,007	14.8	39
24	E Doyle	J	780.8	70,311	1,256	13.3	56
25	D Edwards	A	723.8	67,589	2,253	12.8	30
26	J Lamb	A	654.9	57,104	2,115	10.8	27
27	L Edwards	A	560.2	50,646	2,110	9.6	24
28	S Kerr	A	486.9	44,088	2,004	8.4	22
29	T Kerr	J	404.4	36,607	1,525	6.9	24
30	J Lawson	A	343.6	32,292	1,900	6.1	17
31	JJ Hughes-Dowd	J	331.0	31,013	1,241	5.9	25
32	A Stevenson	A	303.6	28,219	1,176	5.3	24
33	D Hughes-Dowd	A	288.9	26,877	1,120	5.1	24
34	H Smith	A	266.4	25,962	1,731	4.9	15
35	T Stevenson	J	240.3	22,571	903	4.3	25
36	L Bowles	A	147.0	12,422	2,070	2.4	6
37	A Woodhouse	A	130.7	11,044	1,841	2.1	6
38	R Masters	A	124.9	10,554	1,759	2.0	6
39	J Woodhouse	J	109.6	9,261	1,544	1.8	6
40	JJ Hughes-Dowd	A	89.2	8,670	963	1.6	9
Pos	Competitor	Class	32,104.8	2,886,910.6	2,442	546.8	1,182

Next Circuit



Miami



Where Do We Race Next?

What Are The Records?

Who Has Been On The Podium?

Circuit History

In 2018, a proposal for the Miami Grand Prix as a round of the Formula One World Championship was submitted to the city of Miami, with 2019 proposed as the first date for the race and its location around the Port of Miami named PortMiami. After complications arose due to PortMiami's construction and development plans, a proposal was submitted for a 2021 race at Hard Rock Stadium. The track then moved locations from the downtown area to the area near Hard Rock Stadium and its nearby parking lots. The race did not make it to the 2021 calendar, which saw the debut of a street circuit in Jeddah for the inaugural Saudi Arabian Grand Prix and was announced in April 2021 for the 2022 calendar. The event was a part of the 2022 Formula One World Championship, with the race taking place at the **Miami International Autodrome** on a ten-year contract. The inaugural Miami Grand Prix took place on May 8, 2022.

The circuit, designed and delivered by Formula One track designers Apex Circuit Design, was purpose built for the event, with several potential track designs proposed and tested. Stephen M. Ross, owner of the stadium, had been trying to bring about the Miami Grand Prix for several years before being successful. The circuit layout is designed in a way that local residents would not be disrupted by the races. The track is a permanent style circuit with temporary infrastructure, such as barriers and fences, which will be removed when there is no racing. As of April 2022, ahead of its debut in May 2022, the track was reported to be 95% complete.

Rounds 1&2		Miami International Autodrome (USA)		Rounds 17 &18	
Previous Results					
	Adults		1st	2nd	3rd
DHRC 659	F1	10-Jan 2023	99'4"		
DHRC 660	GC	10-Jan 2023	99'4"		
DHRC 675	F1	02-Jun 2023	99'4"		
DHRC 676	GC	27-Jun 2023	99'4"		
	Juniors		1st	2nd	3rd
DHRC 659	F1	10-Jan 2023	99'4"		
DHRC 660	GC	10-Jan 2023	99'4"		
DHRC 675	F1	02-Jun 2023	99'4"		
DHRC 676	GC	27-Jun 2023	99'4"		
Circuit Records		Lap Length 99'4"			
Qualifying					
F1	TBA				
GC	TBA				
Fastest Laps					
F1	TBA				
GC	TBA				
Race Laps					
F1	TBA				
GC	TBA				
Final Points					
Points	TBA				

DHRC 659 & 660



LEXAN BODY CATALOGUE

Legends

SWB = 38mm (1.5")
between axle centres

LWB = 41mm (1.6")
between axle centres



AC Cobra
Convertible
LWB



Acura NSX
GT3 2017
LWB
30mm Clip



Alfa Romeo 155
Touring Car
LWB
29mm Clip



Alfa Romeo
BTCC
LWB
30mm Clip



Alfa Romeo
TZ3 Corsa
SWB
29mm Clip



Aston Martin
Vantage GT3
LWB



Audi
R8LMS GT3
LWB



Audi S3
BTCC
LWB
27mm Clip



Austin
Mini Cooper
SWB
28mm Clip



Bentley
Continental GT3
LWB
30mm Clip














BMW
320i Turbo Grp5
SWB
27mm Clip



BMW 1 Series
BTCC
LWB
29mm Clip








































BMW
M1
SWB
30mm Clip
















			
BMW M3 GT2 LWB 27mm Clip	BMW Z4 GT3 LWB	BMW Z8 Convertible LWB 30mm Clip	Bugatti EB110 SWB 32mm Clip
			
Bugatti Veyron LWB 31mm Clip			
			
Chevrolet Nastruck LWB 30mm Clip	Chevron B19 SWB or LWB 29mm Clip	Corvette C5r GT SWB 30mm Clip	Corvette C7r GT 2017 LWB 31mm Clip
			
Corvette C8r GT3 LWB	Corvette Daytona Prototype SWB 30mm Clip	Corvette 1969 Stingray SWB 30mm Clip	
			
Datsun 240Z SWB 27mm Clip	Datsun Fairlady 2000 LWB 26mm Clip	Dodge Challenger LWB 31mm Clip	

			
Ferrari 250 gt Berlinetta Lusso SWB 30mm Clip	Ferrari 250 GTO LWB 29mm Clip	Ferrari 308 GTb LWB 28mm Clip	Ferrari 365 GTb Daytona SWB 28mm Clip
			
Ferrari 488 Gte LWB 29mm Clip	Ferrari 512 LM SWB or LWB 29mm Clip	Ferrari 575 GTc LWB 30mm Clip	Ferrari 612 Can-Am SWB 32mm Clip
			
Ferrari F40 SWB 32mm Clip	Ferrari Testarossa SWB 32mm Clip	Ford Capri SWB 30mm Clip	Ford Escort SWB 29mm Clip
			
Ford Custom Van LWB 30mm Clip	Ford Focus RS BTCC LWB 29mm Clip	Ford 2006 GT LWB 29mm Clip	Ford 2016 GT LWB Body Pins Only
			
Ford GT40 SWB 29mm Clip	Ford 2005 Mustang LWB 27mm Clip		

			
Honda Civic BTCC LWB 28mm Clip	Honda Integra LWB 28mm Clip	Honda S2000 SWB 26mm Clip	
			
Jaguar D Type LWB 30mm Clip	Jaguar XJ 220 LWB 32mm Clip	Jaguar XJR 5 (Grp 44) SWB 32mm Clip	Jaguar XJR 9 (Grp C) SWB or LWB 33mm Clip
			
Jaguar XKR GT3 LWB 30mm Clip			Koenigsegg CCX LWB 30mm Clip
			
Lamborghini Contach SWB 29mm Clip	Lamborghini Huracan GT3 LWB 32mm Clip	Lamborghini Miura Concept LWB 30mm Clip	Lamborghini Miura Jota SWB 28mm Clip
			
Lancia LC2 SWB 31mm Clip	Lotus Elise LWB 27mm Clip	Lotus Espirit LWB	Lotus Europa LWB 31mm Clip

			
Matchbox Hi-Tailer LWB 33mm Clip	Mazda 787b (Grp C) LWB 30mm Clip	Mazda RX7 SWB 27mm Clip	McLaren F1 GTr LWB
			
McLaren MP4 12C GT3 LWB 28mm Clip	Mercedes Gullwing 300SL SWB	Mercedes 300SLR LWB	Mercedes CLK GTB LWB 30mm Clip
			
Mercedes DTM Car LWB 30mm Clip	MG 6GT BTCC LWB 28mm Clip	Mini Mini Cooper LWB 27mm Clip	Morris Minor LWB 27mm Clip
			
Mustang 1967 GT 500 SWB 30mm Clip	Mustang Mach 1 SWB 30mm Clip		
			
Nascar SWB 32mm Clip	Nissan 300ZX SWB 31mm Clip	Nissan March 86G Gtp SWB or LWB 30mm Clip	Nissan R390 GT LWB 32mm Clip

			
Nissan 1989 R89C LWB 32mm Clip	Nissan 1977 Skyline GT-R LWB 27mm Clip	Nissan R32 Skyline SWB 30mm Clip	Nissan Grp C SWB 32mm Clip
			
Pagani Huayra LWB 29mm Clip	Pagini Zonda C12 LWB 30mm Clip	Panoz 1999 LMP-1 LWB 32mm Clip	Peugeot 905 Grp C SWB or LWB 31mm Clip
			
Pontiac 1977 Firebird LWB 30mm Clip	Porsche 908 SWB 29mm Clip	Porsche 910 LWB 32mm Clip	Porsche 911 GT3 SWB 27mm Clip
			
Porsche 911 Turbo RSR GT3 LWB 28mm Clip	Porsche 917 SWB or LWB 31mm Clip	Porsche 934 Turbo RSR SWB 26mm Clip	Porsche 935 Turbo SWB 28mm Clip
			
Porsche 956 Grp C SWB 31mm Clip	Porsche 959 SWB 29mm Clip	Porsche 962 Grp C LWB 32mm Clip	

			
Renault Clio Cup Car LWB 30mm Clip	Renault Clio V6 LWB 29mm Clip	Renault Megane Trophy LWB 30mm Clip	Renault RS01 GT LWB 28mm Clip
			
Saleen S7 LWB	Sauber Mercedes C11 Grp C SWB or LWB 32mm Clip	Shadow MK 11a LWB 31mm Clip	Shelby Cobra Daytona Coupe SWB 31mm Clip
			
Subaru Levorg BTCC LWB 28mm Clip			
			
Toyota 88C-V Grp C SWB or LWB 32mm Clip	Toyota GT-One LWB	Triumph TR7 LWB 28mm Clip	TVR Sagaris LWB
			
Wiesmann GT MF5 SWB or LWB			Zakspeed Grp 5 Capri SWB or LWB 30mm Clip

Where is DHORC?

Derby HO Racing Club

dhorc

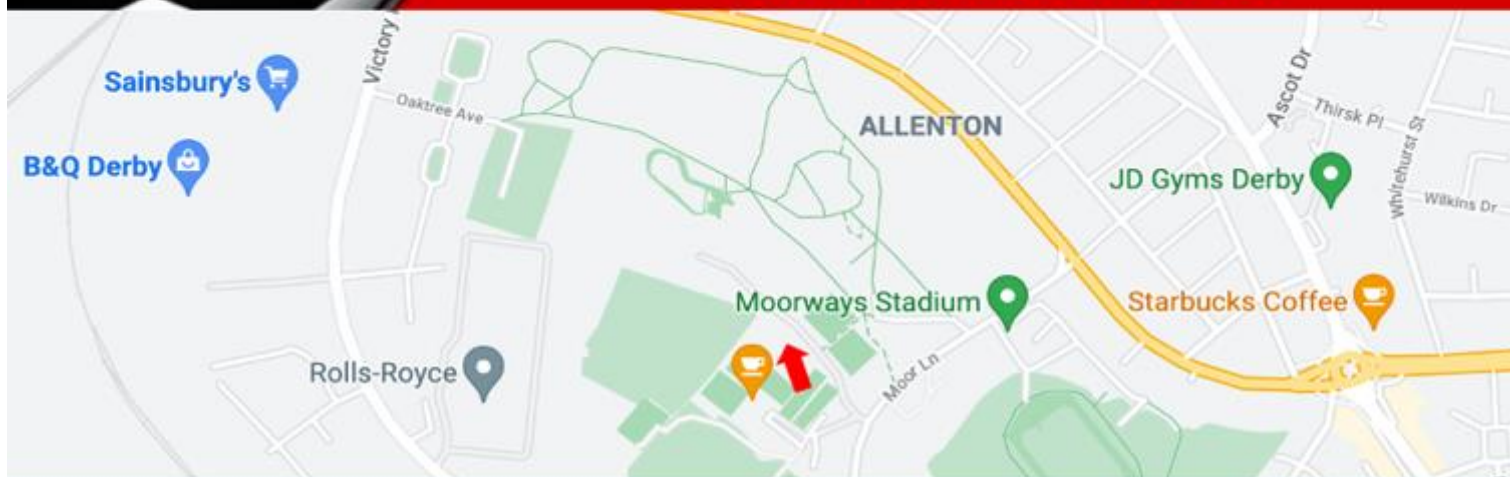
Home of HO Le Mans

Sponsored by
HARDEN CREEK
SLOTCARS

Derby H:O Racing Club
A Record Breaking Club



www.dhorc.co.uk



DHORC's Club Room



Derby Leisure Ltd Table Tennis Room

Derby Leisure Ltd,
Moor Lane, Allenton
Derby, DE24 9HY

Derby HO Racing Club
dhorc
Home of HO Le Mans
Carrera
DIGITAL

Nick Sismey
sismey80@hotmail.co.uk
07984 339192