

Visit [dhorc.co.uk](http://dhorc.co.uk) or Find us on **facebook**

Derby HO Racing Club   
[www.dhorc.co.uk](http://www.dhorc.co.uk)

# dhere

Home of HO Le Mans

TOMY AFX  
TYCO

Club Night

659

Round 01

Miami

10Jan23

AUTOSPORT  
INTERNATIONAL

12-15 JANUARY 2023 | NEC BIRMINGHAM  
12-13 JANUARY 2023 TRADE | 14-15 JANUARY 2023 PUBLIC

AUTOSPORT  
ENGINEERING  
SHOW  
TRADE ONLY

AUTOSPORT  
THE RACING  
CAR SHOW  
TRADE & PUBLIC

AUTOSPORT  
PERFORMANCE & TUNING  
CAR SHOW  
TRADE & PUBLIC



**ADULTS**

- 01 L PATEMAN**
- 02 A SMITH**
- 03 P REES**

**JUNIORS**

- 01 L BOWLES**
- 02 JJ HUGHES-DOWD**
- 03 H SMITH**

**This Week: Prize Giving – Autosport International Racing Car Show - NEC**

## History and Key Facts

### HO Club founded on 7 July 1992

- DHORC: Derby HO Racing Club ("HO" Is The Scale = 1/64th)
- Section of Derby Leisure & Events Venue, open to all!
- Home of world famous international Le Mans 24 Hour race.
- Smaller scale version of Scalextric, once set up works all night!
- Four and eight lane circuits
- Computerised timing
- Statistics for every meeting and every member since July 1992
- Over 20 race meetings each year
- 50+ circuit designs, up to 567 feet in length
- Eight-lane routed DHORCingham oval
- Two car categories – Tyco open wheel (F1)
  - Tomy SGP, BSRT, VSR enclosed wheel (GC)



### Carrera Digital Club 1<sup>st</sup> race 18 January 2022

- 1/32<sup>nd</sup> Carrera Digital DTM & GT Cars
- 12+ Evenings a year, minimum 3x15-minute races per driver per evening.
- 7 circuits, 2 Evenings per circuit
- Full computerised timing and stats through SmartRace App



## The Club Nights and Magazine Coverage

### HO

- Racing starts between 18:45 and 19:00 hours – Finished by 21:30 hours
- Minimum of four 3-minute qualifying races & one Final (F1 or GC) for each member
- Championship points for all members
- Race report, news, photos and stats included in HO Magazine

### Carrera Digital

- Racing starts between 18:00 and 18:15 hours – Finished by 21:30 hours
- Race report, news, photos and stats included in Carrera Magazine
- Championship points for all members

- Rules & regulations booklet covering all the DHORC rules produced each year
- Great family atmosphere, a help-all culture

### Membership Fees, Car Costs and Prizes

- Adult £30 and junior (under 16) £15 for HO & Carrera, £40/£20 combined
- Only £50 Total expenditure for two cars HO Cars, £65 for one Carrera car
- All cars and spares can be bought at club
- Adult, Masters (over 56), Junior (16 & under) Championships

Championship Trophies presented at 1<sup>st</sup> Evening of following year





# Editorial 659



**1,122 racers on our Autosport track!** Quite unbelievable, as was the help from so many of you over the four days of the show, see Page 5. **Dan Hughes-Dowd** must get the biggest thank you however, not only for spending seven days with me, but for the way he encouraged so many people onto our eight lane Donington Park each day at the show. He must have put at least 100 racers on the grid each day which was fantastic for the DHORC coffers, which helps to keep Membership costs down each year. Hence awarding him the DHORC Hero award on Page 7. Thank you Dan.

Following our new rule of 21 racers and above meaning single Finals, as opposed to 25 last year, Tuesday night saw single F1 Finals as we had 21 racers. Congratulations to **Lee Pateman** for taking the Adults, **Angus Smith** the Masters and **Lewis Bowles** the Juniors.

Nick Sismey



Front Cover: Autosport fans enjoying our eight-lane Donington Park track

Derby HO Racing Club		Committee...2023		Derby HO Racing Club	
<b>Chairman / Treasurer</b>	Nick Sismey	M 07984 339 192	sismey80@hotmail.co.uk		
<b>Vice Chairman</b>	Phil Rees	M 07912 378 652	dhorcman.p.r@ntlworld.com		
<b>Secretary</b>	Laura Edwards	M 07501 217 254	laurabubbles07@hotmail.co.uk		
<b>Spares</b>	Geoff Peach	M 07443 585 902	geoff@geoffpeach.com		
<b>Race Control</b>	Liam Smith	M 07477 698 158	liam-smith-93@hotmail.co.uk		
<b>Race Control</b>	Darryn Mutch	M 07954 741 677	darrynmutch@live.co.uk		
<b>Scrutineer</b>	Dean Garbett	M 07964 854 084	garbettd@sky.com		
<b>Carrera Digital Scrutineer</b>	Angus Smith	M 07591 813 431	angus@angussmith500.plus.com		
<b>Carrera Digital</b>	John Lamb	M 07758 917 497	john.lamb22@ntlworld.com		
<b>Carrera Digital</b>	Steve White	M 07859 999 480	wslotcarsteve@gmail.com		

ROLLS-ROYCE SLOT CAR MAGAZINE IS PUBLISHED AND COPYRIGHT 2023 BY DHORC, AND NO PORTION MAY BE REPRODUCED OR TRANSMITTED WITHOUT WRITTEN PERMISSION, AND MAY CONTAIN ARTICLES AND GRAPHICS REPRINTED WITH THE PERMISSION OF THE ORIGINAL COPYRIGHT HOLDER, WHO RETAINS ALL RIGHTS,

# Contents.....659

Page	Details
003	Editorial
004	Contents
005	News & Views Including..... <ul style="list-style-type: none"><li>1. Acknowledgements</li><li>2. Autosport International - 12 to 15 January 2023</li><li>3. Prize Giving</li><li>4. Hemmington Primary School event - Sat 04Feb23</li><li>5. Donington Park Corporate schedule 2023</li><li>6. Once a DHORC Member always a DHORC Member!</li></ul>
006	2023 Calendar
008	2023 Winners & Continuous Club Night Attendance Records
010	DHORC Official Clothing
012	Slot Cars & Spares
014	Razorlite Lexans HO
018	Race Report – <a href="#">Miami International Autodrome</a> – 10th January 2023 - <a href="#">Round 01 of 31</a> Including..... <a href="#">Page 27 - Race Results</a> <a href="#">Page 35 - Championship Tables</a>
039	Members' Statistics
054	Next Race - Interlagos – 31st January 2023 - <a href="#">Rounds 02 &amp; 03 of 31</a>
059	Razorlite Lexans HO Catalogue



SLOT CARSDIRECT  
UK's HO 1/64th Slot Car Specialist  
We specialize in Tommy AFX, Viper Scale Racing  
and Bulldog Racing Products.



# News & Views.....659

## 1. Acknowledgements for DHORC 659

Phil Rees	Parc Ferme & Everything Else	Dean Garbett	Packing Away
Angus Smith	Setting Up & Packing Away	Lewis Blacker	Packing Away
Stuart Gray	Setting Up & Packing Away	Adam Turnbull	Packing Away
Dan Hughes-Dowd	Setting Up & Packing Away	JJ Hughes-Dowd	Packing Away
Dan Turnbull	Race Control & Packing Away	Steve Smith	Packing Away
Geoff Peach	Car Preparation & Spares	Harry Smith	Packing Away
Simon Goodlip	Packing Away	Chris Bowles	Packing Away
Lee Pateman	Packing Away	Reuben Litherland	Packing Away

## 2. Autosport International – 12 to 15 January 2023

With thanks to **Laura Edwards, Lewis Blacker, Dave Edwards, Dean Garbett, Dan Hughes-Dowd, JJ Hughes-Dowd, Jono Johnson, Darryn Mutch, Phil Rees, Nick Sismey and Angus Smith** the running our eight-lane Donington Park track at the Autosport International Race Car Show was a great success. At the final count we had a record 1,122 racers duelling it out for free OpenTrack, track days for the adults and British Touring Car Championship tickets for the Juniors.



In all Dan and I were there five days with set up on Wednesday. By the time Sunday evening came round and everything was packed away in the Club Room, thanks to **John Lamb's** help, we were both ready for a well earned rest! It is by far the biggest and longest event we have done and didn't we know it!

Derby HO Racing Club  

**Calendar 2023**
  
 Home of HO Le Mans

Day	Date	Location	Round	Round	Track	
Tuesday	10-Jan	Table Tennis Room	1 (F1)		Miami (NEW)	
Thu-Sun	12-15-Jan	NEC	Corporate		Autosport International Racing Car Show	
Tuesday	31-Jan	Table Tennis Room	2 (F1)	3 (GC)	Interlagos	
Saturday	04-Feb	Lockington Village Hall	Corporate		Charity Event	
Tuesday	21-Feb	Table Tennis Room	4 (F1)	5 (GC)	Cadwell Park	
Tuesday	14-Mar	Table Tennis Room	6 (F1)	7 (GC)	Monaco	
Tuesday	04-Apr	Table Tennis Room	8 (F1)	9 (GC)	Long Beach	
Sat/Sun	22/23Apr	Donington Park	Corporate		BTCC (Provisional)	
Tuesday	02-May	Table Tennis Room	10 (F1)	11 (GC)	Zandvoort	
Tuesday	16-May	Table Tennis Room	12 (F1)	13 (GC)	Nashville	
Sat/Sun	27/28May	Donington Park	Corporate		British GT	
Tuesday	06-Jun	Table Tennis Room	14 (F1)	15 (GC)	Donington Park	
Tuesday	27-Jun	Table Tennis Room	16 (F1)	17 (GC)	Miami	
Tuesday	18-Jul	Table Tennis Room	18 (F1)	19 (GC)	Interlagos	
Tuesday	08-Aug	Table Tennis Room	20 (F1)	21 (GC)	Cadwell Park	
Sat/Sun	12/13Aug	Donington Park	Corporate		Convoy In the Park	
Sunday	20-Aug	Donington Park	Corporate		Tunerfest	
Sat/Sun	26/27Aug	Donington Park	Corporate		BTCC (Provisional)	
Tuesday	12-Sep	Table Tennis Room	22 (F1)	23 (GC)	Monaco	
Tuesday	03-Oct	Table Tennis Room	24 (F1)	25 (GC)	Long Beach	
Sat/Sun	21/22Oct	Donington Park	Corporate		British GT	
Tuesday	24-Oct	Table Tennis Room	26 (F1)	27 (GC)	Zandvoort	
Tuesday	14-Nov	Table Tennis Room	28 (F1)	29 (GC)	Nashville	
Tuesday	28-Nov	Table Tennis Room	30 (F1)	31 (GC)	Donington Park	



Day	Date	Location	Rounds*	Track	
Tuesday	03-Jan	Table Tennis Room	Test Night	Imola	
Tuesday	17-Jan	Table Tennis Room	1 2 3	Imola (New)	
Tuesday	07-Feb	Table Tennis Room	4 5 6	Imola	
Tuesday	14-Feb	Table Tennis Room	Test Night	Paul Ricard	
Saturday	18-Feb	Table Tennis Room	DISCA/DHORC	Sebring 3 Hours - Oxigen/Carrera GT4	
Tuesday	07-Mar	Table Tennis Room	7 8 9	Paul Ricard (New)	
Tuesday	18-Apr	Table Tennis Room	10 11 12	Paul Ricard	
Tuesday	09-May	Table Tennis Room	13 14 15	Road Atlanta (New)	
Friday	02-Jun	Table Tennis Room	Test Night	Le Mans	
Saturday	03-Jun	Table Tennis Room	16 17 18 19 20 21	Le Mans (New)	
Tuesday	13-Jun	Table Tennis Room	22 23 24	Road Atlanta	
Tuesday	04-Jul	Table Tennis Room	25 26 27	Brands Hatch (New)	
Tuesday	01-Aug	Table Tennis Room	28 29 30/31	Brands Hatch	
Tuesday	19-Sep	Table Tennis Room	33 34 35	Sakhir	
Tuesday	10-Oct	Table Tennis Room	35 36 37/38	Sakhir	
Tuesday	07-Nov	Table Tennis Room	39 40 41	Daytona Sports Car Course	
Saturday	25-Nov	Table Tennis Room	DISCA/DHORC	Fuji 6 Hours - Oxigen/Carrera WEC	
Tuesday	12-Dec	Table Tennis Room	42 43 44	Daytona Sports Car Course	

Key: 20 or less HO racers then double finals, 21 and above then single finals  
 \* Could be more than three Digital Rounds on a night, depending on attendance.  
 Note: 75% of HO Rounds count towards DHORC Championship which equals 24  
 Note: 75% of Digital Rounds count towards Carrera Championship which equals 32

Dan stunned us all with his ability to encourage people to race. Using his former Alton Tower's skills, he had folk racing we never thought would pick up a hand controller in a month of Sundays. He could definitely sell ice-creams to the Eskimos! In recognition of this we awarded him the DHORC Hero trophy, kindly presented by our Club Secretary Laura, below.



Each day is covered in detail on the DHORC Facebook Page together with photos. I had always wanted to run a track at Autosport International, so it was a dream come true. However I won't work with OpenTrack again so if we do go back it will be with Autosport themselves, who were simply amazing as everyone at the NEC were. Watch this space for next year!



# Winners 2023

F1 Qualifies on Yellow & Red, GC on Green & Blue Lanes up to Round 15

Day	Date	Rnd	Track	Final	Adults	Masters	Juniors	Wooden
Tue	10-Jan	1	Miami	F1	L Pateman	A Smith	L Bowles	A Stevenson
Tue	31-Jan	2	Interlagos	F1				
Tue	31-Jan	3	Interlagos	GC				
Tue	21-Feb	4	Cadwell Park	F1				
Tue	21-Feb	5	Cadwell Park	GC				
Tue	14-Mar	6	Monaco	F1				
Tue	14-Mar	7	Monaco	GC				
Tue	04-Apr	8	Long Beach	F1				
Tue	04-Apr	9	Long Beach	F1				
Tue	02-May	10	Zandvoort	GC				
Tue	02-May	11	Zandvoort	GC				
Tue	16-May	12	Nashville	F1				
Tue	16-May	13	Nashville	GC				
Tue	06-Jun	14	Donington Park	F1				
Tue	06-Jun	15	Donington Park	GC				
Tue	27-Aug	16	Miami	F1				
Tue	27-Aug	17	Miami	GC				
Tue	18-Jul	18	Interlagos	F1				
Tue	18-Jul	19	Interlagos	GC				
Tue	08-Aug	20	Cadwell Park	F1				
Tue	08-Aug	21	Cadwell Park	GC				
Tue	12-Sep	22	Monaco	F1				
Tue	12-Sep	23	Monaco	GC				
Tue	03-Oct	24	Long Beach	F1				
Tue	03-Oct	25	Long Beach	F1				
Tue	24-Oct	26	Zandvoort	GC				
Tue	24-Oct	27	Zandvoort	GC				
Tue	14-Nov	28	Nashville	F1				
Tue	14-Nov	29	Nashville	GC				
Tue	28-Nov	30	Donington Park	F1				
Tue	28-Nov	31	Donington Park	GC				

## Race Winners



Adults



Lee Pateman  
Adults

Masters



Angus Smith  
Masters

Juniors



Lewis Bowles  
Juniors

Wooden



Alan Stevenson  
Wooden

## Continuous Club Night Attendance Records

Members below have built up ten or more continuous Club Night attendances, including DHORC 659:-

Nick Sismey	208 Club Nights	Phil Rees	46	Lewis Blacker	31
Stuart Gray	29	Angus Smith	26	Dan Turnbull	23

**Record Continuous Club Night Attendance** Nick Sismey 208

**Record Continuous Evening Attendance** Nick Sismey 188

**Record Continuous Club Night Attendance from 1<sup>st</sup> Race** Martin Allsopp 131



### 3. Prize Giving

Phil Rees, our Vice Chairman, did the honours in presenting the 2022 trophies. Congrats to all.



Angus Smith took the Adult Championship



Lewis Bowles won both the Juniors and Junior Challenge

Derby HO Racing Club



Home of HO Le Mans *Sponsored by* HARDEN CREEK SLOTCARS

Official Clothing



Please contact Nick Sismey





Once we found the trophy, biscuit chewing Angus also won the Masters!



Chairman Nick Sismey presented Phil with the Adult Challenge trophy

# Slot Cars & Spares



## Open Wheel (F1)



Chassis	£10.00	Bulkhead	£5.00
Car (+ £7.5 if Painted)	£15.00	Armature	£4.00
Resin Shell (+ £7.5 if Painted)	£6.00	Crown Gear	£2.00
Pickup Shoes (Pair)	£1.00	Rear Tyres (Pair)	£2.00
Pickup Springs	£0.25	Rear Axle	£3.00
Pinion Gear	£1.00	Guide Pins	£1.00
Front Tyres (Pair)	£1.50	Traction Magnets (Pair)	£2.00
Front Axle	£2.00	Brush Tubes (Pair)	£2.00
Brush Springs (Pair)	£1.00		
Brushes (Pair)	£1.00		
Motor Magnets (Pair)	£2.45		



## Enclosed Wheel (GC)

#902 G3 or VSR Chassis	£30.00	(1st one £20)	
Wet Weather V-Jet	£31.50		
Painted Lexan Body	£7.50+		
#250B G3 Pickup Shoes (Pair)	£1.00	#925 G3 Endbell	£6.00
Pickup Springs	£0.25	Armature	£4.00
#417 7T Delrin Pinion Gear	£1.00	24T Delrin Crown Gear	£2.00
SGP Black Pinion	£0.30	Spacer washer	£0.25
#950 G3 Front Tyres (Pair)	£1.50	22T VSR Crown Gear	£2.00
Front Axle, Wheels and Tyres	£4.00	Rear Tyres (Pair)	£2.00
Rear Axle and Washer	£5.50	#941 Guide Pins	£1.00
Rear Double Flanged Hubs (Pair)	£3.50	Front Wheels (Pair)	£2.00
		VSR Pro Blank Chassis	£8.50
		Front Axle, Hubs & 'O' Rings	£3.00



Updated 30Sep18



Lee Pateman won the Alan Bullock Memorial Trophy. Alan was an integral part of DHORC for many years, racing with his daughter Claire. He sadly passed away on 16Aug14. His wife Beryl & Claire gave us the trophy which we present to winner of the last Adult race in Aug.



Reuben Litherland won the Bob Chadwick Memorial Trophy for winning the last Adult race in October. Bob, father of 5 time DHORC Champion Martin Chadwick, loved DHORC. He was even buried in 1994 with some of his cars. It gave him a real purpose in life and loved the friendships he made. His wife gave us the trophy as a thank you.



Visit our  
Facebook Page  
or the back of  
this magazine



Clear plastic bodies to suit a variety of HO  
chassis. Many not found elsewhere



## 4. Hemington Primary School event – Sat 04Feb23

Club Member **Andrew Thompson** asked us if we would run a track to raise money for his local school. Therefore we are taking our Autosport International Donington Park track to the Lockington and Hemington Village Hall on Saturday 04Feb23.

**Race on** Sat - 04Feb23  
3pm - 7pm

# Donington Park Circuit

Lockington & Hemington Village Hall,  
Hemington Lane,  
Derbys DE74 2RJ

**Prizes** for **Most Laps**  
In **2 Mins**  
*Adults & Junior*

Proceeds to **PTFA**

Hemington Primary  
Aspire · Believe · Achieve



Derby HO Racing Club  
**dhorc**  
Home of HO Le Mans

# "Scalextric"

Licensed bar, tea, coffee and snacks available

## 5. Donington Park Corporate schedule 2023

These are the six events we have asked MotorSport Vision (MSV) if we can run a track at Donington Park this year. They are happy for us to do the two British GT meetings together with Convoy in the Park and TunerFest. However at present they have had a large number of enquiries for pitches for the two BTCC rounds. If they can't sell the area where we are normally based they will let us know so we can attend. Watch this space.

		
<p><b>KWIK FIT BRITISH TOURING CAR CHAMPIONSHIP</b> Sat 22 - Sun 23 Apr Donington Park (National)</p>	<p><b>BRITISH GT CHAMPIONSHIP</b> Sat 27 - Sun 28 May Donington Park (GP)</p>	<p><b>CONVOY IN THE PARK</b> Sat 12 - Sun 13 Aug Donington Park (National)</p>
		
<p><b>TUNERFEST</b> Sun 20 Aug Donington Park</p>	<p><b>KWIK FIT BRITISH TOURING CAR CHAMPIONSHIP</b> Sat 26 - Sun 27 Aug Donington Park (GP)</p>	<p><b>BRITISH GT AND GB3 CHAMPIONSHIPS</b> Sat 21 - Sun 22 Oct Donington Park (GP)</p>

Derby HO Racing Club 

[www.dhorc.co.uk](http://www.dhorc.co.uk)



Home of HO Le Mans





☎ 07984 339192    ✉ [sismey80@hotmail.co.uk](mailto:sismey80@hotmail.co.uk)



## 6. *Once a DHORC Member always a DHORC Member!*

We had a nice surprise at Autosport International when former DHORC Member **Dave Oliver** showed up at our track. We soon had him marshalling! Dave ran in 45 Club Nights from DHORC 113 on 05Jan99 to DHORC 173 on 01Nov01. He also worked with me as a Customer Services Officer when I was looking after China. He left to join the Police, so we organised a court room during his leaving do where he was the accused! One of the secretaries also filled his red Ford Escort with balloons, only to see him walk passed that car and get in another red Ford Escort!



Nick Sismey

# Race Report





## Round 01

## Miami – F1 Finals

## 10<sup>th</sup> January 2023

Round 1		Miami International Autodrome (USA)			Rounds 16 & 17		
Previous Results							
Adults		1st	2nd	3rd			
DHORC 659 F1	10-Jan 2023 99'4"	L Pateman	A Smith	P Rees			
Juniors		1st	2nd	3rd			
DHORC 659 F1	10-Jan 2023 99'4"	L Bowles	JJ Hughes-Dowd	H Smith			
Circuit Records				Lap Length 99'4"			
Qualifying							
F1/GC		L Pateman	10Jan23	103.0 Laps			
Fastest Laps							
F1		L Pateman	10Jan23	6.97 secs			
GC		A Smith	10Jan23	5.53 secs			
Race Laps							
F1		L Pateman	10Jan23	23.5 Laps			
GC		L Pateman	10Jan23	29.7 Laps			
Final Points							
3.5 Points		S Goodlip	10Jan23				
		D Hughes-Dowd	10Jan23				

DHORC 659



Phil Rees and Dan Turnbull setting up the Race Coordinator lap top




Five time Champion Lee Pateman setting up his cars before taking the Adult win

F1 Finals ADULT REPORT F1 Finals

## Lee starts 2023 with victory

**'A' Final** – Lee Pateman almost took home a perfect 50 points haul on Tuesday night, with only reigning treble Champion **Angus Smith** preventing him from doing so by setting the fastest GC lap of the night. Lee qualified on Pole (his record 123<sup>rd</sup>) by 7.2 laps to set the Qualifying record on the new Miami International Autodrome track. This went with his GC laps record in Qualifying. He then added two more circuit records in the 'A' Final as he set the most F1 laps and recorded the F1 fastest lap with a winning margin of 0.7 laps to Angus.

**Phil Rees** made it to the 'A' the hard way having to win the 'B' first. He and third on the grid **Reuben Litherland** fought out a hard battle for the last place on the podium, so much so that Reuben thought he had pipped Phil by 0.2 laps. However Phil was just under a lap ahead of him winning the race to the podium.



**'B' Final** – **Simon Goodlip** joined the Masters this year after turning 56 last year. He clearly hasn't lost any of his F1 speed though, setting what was the fourth fastest lap of the night when winning the 'C' and matching it in the 'B'. He would only fall short of Phil's score here by 0.4 laps. His second in the 'B' after winning the 'C' would take him to joint first in the DHORC Final Challenge.



**JJ Hughes-Dowd, Timmy Stevenson, Lewis Bowles and Harry Smith, our four Juniors, set the evening in motion.**



**JJ and dad Dan Hughes-Dowd enjoying their evening**

From fifth on the grid **Adam Turnbull** would have a better 'B' Final than **Nick Sismey** in fourth on the grid. With Nick dropping three places and nearly five laps to Phil, Adam just dropped one and was only 1.2 laps in arrears with a quicker lap time.

**'C' Final** – **Chris Bowles** set the second fastest F1 lap in the 'C' in pursuit of Simon but couldn't reel in the latter who set a new F1 laps record (before Lee beat it in the 'A') of 23.1 laps on his way to the 'B'. Just 0.3 laps behind Chris came **Dean Garbett**, who comes all the way from Sheffield, gets no practice and takes on the best of us. These two were incredibly close all night as a mere 0.7 laps separated them after 12 minutes of Qualifying, giving Chris the advantage of the better lane in the Final.

**Geoff Peach** will be our next Member to reach 500 Club Nights, this his 433<sup>rd</sup> in his 27<sup>th</sup> season. He won through from the 'D' after a very close fight, but Yellow lane here was his undoing as he fell back two laps from Dean.

**'D' Final** – **Lewis Blacker** pushed Geoff all the way in the 'D', but Geoff's slightly quicker car always had the edge, eking out a 0.2 lap lead at the flag. **Dan Turnbull**, relieved of his Race Control duties for three-minutes, finished on the same lap as Lewis, 0.8 laps back, and exactly a lap behind our winner.

**Stuart Gray** came through from the 'E' to take 13<sup>th</sup> overall from the same grid slot, lapping quicker than Dan but falling short by 2.2 laps.

**'E' Final** – **Dan Hughes-Dowd** joined Simon at the top of the DHORC Final Challenge leader board with second in the 'E' after winning his first ever Final, the 'F'. Nobody could match Stuart in this Final, but Dan got the closest finishing within 2.2 laps. Dan's son **JJ Hughes-Dowd** was less than a lap behind him, but 0.9 laps was as good as a mile as this was the first time Dan had beaten him. Boy was there a celebration! **Steve Smith** kept JJ at bay as he was within 0.5 laps as the power ebbed away.

**'F' Final** – **Harry Smith** had to deal with a hard charging Dan here, with 1.7 laps separating the two. He did however record 2.3 laps more than in the Junior 'A', which would have left him second in the earlier Final.

**'Early' Final** – **Alan Stevenson** would have ploughed a lonely furrow here had Non Member **Denis Latham** not joined him. Despite winning by 3.7 laps Alan took home the first Wooden Spoon of the year. Hopefully Denis will be a Member by Round 2.

## MASTERS REPORT

### Champion Angus starts 2023 at the top

Angus' second overall gave him the first Masters win of the year ahead of Phil, new Master Simon, Nick, Dean, Geoff and Stuart.





Reigning Champion Lewis started 2023 with a win



JUNIOR REPORT

## Lewis starts the defence of his Championship in style

**'A' Final** – Lewis Bowles also missed out on a perfect points haul with JJ Hughes-Dowd recording the fastest F1 lap in Qualifying. Having taken Pole by 8.4 laps Lewis went on to take the win by 2.3 laps from JJ and a further 0.7 laps from fellow Podium finisher Harry Smith. Lewis and Harry both have a Championship to their name. Will they add to this in 2023 or will JJ take his first?

While JJ set the fastest lap in F1 Qualifying Lewis usurped this in the 'A' giving him all five track records on this new circuit. This takes him to a career high of 30 records. This was Lewis 17<sup>th</sup> win from his 19<sup>th</sup> Pole, 17<sup>th</sup> fastest lap and 18<sup>th</sup> best race laps.

Timmy Stevenson, now at the ripe old age of six, came home fourth. However he set a new PB with the fourth fastest lap of the night, his previous best being fifth when he was five!



Tommy Tyco




**Chris Bowles introduced work colleague Denis Latham to DHORC on Tuesday night. We are very hopeful that he will be joining us on 31Jan23**



**Reuben Litherland was back for his 11<sup>th</sup> season at DHORC**

# Race Results



Who Came Where?

Who Scored What?



Stuart Gray helped with set up and marshalling, taking 13<sup>th</sup> overall

DERBY H:O RACING CLUB CHAMPIONSHIP RACE 659											
Miami - 10 January 2023 - Round 01 - F1 Finals											
M = HO Master			MASTER POINTS TABLE						NM = NON MEMBER		
QUALIFYING			FINAL POSITIONS			POINTS TOTAL			FINAL POINTS		
POS	ADULT	LAPS	POS	ADULT	PTS	POS	ADULT	PTS	POS	ADULT	PTS
1	L Pateman	103.0	1	L Pateman	45	1	L Pateman	49	1	S Goodlip (M)	3.5
2	A Smith (M)	96.2	2	A Smith (M)	38	2	A Smith (M)	39	1	D Hughes-Dowd	3.5
3	R Litherland	95.4	3	P Rees (M)	34	3	P Rees (M)	34	3	P Rees (M)	3.0
4	N Sismey (M)	92.6	4	R Litherland	31	4	R Litherland	31	4	G Peach (M)	2.5
5	A Turnbull	91.7	5	S Goodlip (M)	29	5	S Goodlip (M)	29	4	S Gray (M)	2.5
6	P Rees (M)	90.4	6	A Turnbull	28	6	A Turnbull	28	6	L Pateman	2.0
7	S Goodlip (M)	89.6	7	N Sismey (M)	27	7	N Sismey (M)	27	7	A Smith (M)	1.5
8	C Bowles	87.8	8	C Bowles	26	8	C Bowles	26	7	C Bowles	1.5
9	D Garbett (M)	87.1	9	D Garbett (M)	25	9	D Garbett (M)	25	7	L Blacker	1.5
10	G Peach (M)	86.0	10	G Peach (M)	24	10	G Peach (M)	24	7	H Smith	1.5
11	L Blacker	84.1	11	L Blacker	23	11	L Blacker	23	11	A Turnbull	1.0
12	D Turnbull	79.5	12	D Turnbull	22	12	D Turnbull	22	11	D Garbett (M)	1.0
13	S Gray (M)	78.1	13	S Gray (M)	21	13	S Gray (M)	21	11	D Turnbull	1.0
14	A Stevenson	75.1	14	D Hughes-Dowd	20	14	D Hughes-Dowd	20	11	JJ Hughes-Dowd	1.0
15	JJ Hughes-Dowd	71.5	15	JJ Hughes-Dowd	19	15	JJ Hughes-Dowd	19	15	R Litherland	0.5
16	S Smith	65.6	16	S Smith	18	16	S Smith	18	15	N Sismey (M)	0.5
17	D Hughes-Dowd	64.3	17	H Smith	17	17	H Smith	17	15	S Smith	0.5
18	D Latham (NM)	62.3	18	A Stevenson	16	18	A Stevenson	16	18	A Stevenson	0.0
19	H Smith	61.3	19	D Latham	NM	19	D Latham	NM	18	D Latham	NM
QUALIFYING			FINAL POSITIONS			POINTS TOTAL			FINAL POINTS		
POS	JUNIOR	LAPS	POS	JUNIOR	PTS	POS	JUNIOR	PTS	POS	JUNIOR	PTS
1	L Bowles	79.9	1	L Bowles	45	1	L Bowles	49	1	L Bowles	2.0
2	JJ Hughes-Dowd	71.5	2	JJ Hughes-Dowd	38	2	JJ Hughes-Dowd	39	2	JJ Hughes-Dowd	1.5
3	H Smith	61.3	3	H Smith	34	3	H Smith	34	3	H Smith	1.0
4	T Stevenson	51.0	4	T Stevenson	31	4	T Stevenson	31	4	T Stevenson	0.5





Adam Turnbull returned to Sheffield Uni after Tuesday night's Club Night. Exams may restrict his visits this year, but hopefully not too many!

DERBY H:O RACING CLUB CHAMPIONSHIP RACE 659													
FORMULA 1 CAR LAPS & TIMES						GROUP 'C' CAR LAPS & TIMES							
FASTEST LAPS				BEST RACE LAPS (3 MINS)		FASTEST LAPS				BEST RACE LAPS (3 MINS)			
POS	ADULT	TIME	SPEED	POS	ADULT	LAPS	POS	ADULT	TIME	SPEED	POS	ADULT	LAPS
1	L Pateman	6.97	9.717	1	L Pateman	23.5	1	A Smith (M)	5.53	12.247	1	L Pateman	29.7
2	C Bowles	7.10	9.539	2	S Goodlip (M)	23.1	2	R Litherland	5.61	12.073	2	R Litherland	29.5
3	S Goodlip (M)	7.18	9.433	3	P Rees (M)	23.0	3	L Pateman	5.65	11.987	3	A Smith (M)	27.9
4	D Garbett (M)	7.27	9.316	4	A Smith (M)	22.8	4	N Sismey (M)	5.95	11.383	4	A Turnbull	26.9
5	A Turnbull	7.30	9.278	5	A Turnbull	21.9	5	S Goodlip (M)	6.05	11.195	5	N Sismey (M)	26.8
6	A Smith (M)	7.32	9.252	6	R Litherland	21.0	6	G Peach (M)	6.18	10.959	6	S Goodlip (M)	26.7
7	P Rees (M)	7.41	9.140	7	N Sismey (M)	20.9	7	D Garbett (M)	6.20	10.924	7	C Bowles	25.5
8	R Litherland	7.45	9.091	7	C Bowles	20.9	8	A Turnbull	6.26	10.819	7	D Garbett (M)	25.5
9	G Peach (M)	7.78	8.705	9	D Garbett (M)	20.6	8	C Bowles	6.26	10.819	7	G Peach (M)	25.5
10	D Hughes-Dowd	7.82	8.661	10	G Peach (M)	20.1	10	L Blacker	6.35	10.666	7	L Blacker	25.5
11	N Sismey (M)	8.00	8.466	11	L Blacker	19.9	11	JJ Hughes-Dowd	6.56	10.324	11	P Rees (M)	24.6
12	L Blacker	8.02	8.445	12	A Stevenson	19.8	12	P Rees (M)	6.80	9.960	12	D Turnbull	22.6
13	S Gray (M)	8.09	8.372	13	S Gray (M)	19.6	13	S Gray (M)	6.99	9.689	13	S Gray (M)	22.2
14	A Stevenson	8.11	8.351	14	D Hughes-Dowd	19.5	14	H Smith	7.14	9.486	14	A Stevenson	21.8
15	H Smith	8.29	8.170	15	D Turnbull	19.1	15	D Turnbull	7.16	9.459	14	JJ Hughes-Dowd	21.8
16	JJ Hughes-Dowd	8.62	7.857	16	H Smith	17.8	16	S Smith	7.50	9.030	16	H Smith	21.3
17	D Turnbull	8.80	7.696	17	JJ Hughes-Dowd	16.5	17	D Latham (NM)	7.55	8.970	17	S Smith	20.3
18	D Latham (NM)	8.89	7.618	18	D Latham (NM)	16.1	18	A Stevenson	7.61	8.900	18	D Latham (NM)	18.1
19	S Smith	9.03	7.500	19	S Smith	16.0	19	D Hughes-Dowd	7.84	8.639	19	D Hughes-Dowd	16.8
FASTEST LAPS				BEST RACE LAPS (3 MINS)		FASTEST LAPS				BEST RACE LAPS (3 MINS)			
POS	JUNIOR	TIME	SPEED	POS	JUNIOR	LAPS	POS	JUNIOR	TIME	SPEED	POS	JUNIOR	LAPS
1	L Bowles	8.62	7.857	1	L Bowles	18.5	1	L Bowles	6.41	10.566	1	L Bowles	24.4
2	JJ Hughes-Dowd	8.69	7.794	2	JJ Hughes-Dowd	16.2	2	JJ Hughes-Dowd	6.56	10.324	2	JJ Hughes-Dowd	21.8
3	H Smith	9.10	7.443	3	H Smith	15.5	3	H Smith	7.14	9.486	3	H Smith	21.3
4	T Stevenson	10.70	6.330	4	T Stevenson	11.3	4	T Stevenson	8.90	7.610	4	T Stevenson	16.3



Miami International Autodrome was a tricky circuit



Lewis Blacker managing Parc Ferme. He may also try Race Control in the future!



CL		NAME		ROUND 1 (F1) Y		ROUND 2 (GC) G		ROUND 3 (F1) R		ROUND 4 (GC) B		QUAL		FIN		FINAL 1		FINAL 2		BEST		TOTAL		
				LAPS	TIME	LAPS	TIME	LAPS	TIME	LAPS	TIME	LAPS	TIME	POS	PTS	LAPS	TIME	LAPS	TIME	LAP	TIME	LAPS	TIME	LAPS
A	L	Pateman	22.6	7.36	29.7	5.74	21.8	7.01	28.9	5.65	103.0	A1	2.0	23.5	6.97	29.7	5.65	126.5						
A	A	Smith (M)	20.3	7.78	26.5	5.53	21.5	7.32	27.9	5.64	96.2	A2	1.5	22.8	7.37	27.9	5.53	119.0						
A	R	Litherland	18.3	8.07	26.6	5.70	21.0	7.45	29.5	5.61	95.4	A4	0.5	19.8	7.45	29.5	5.61	115.2						
A	N	Sisney (M)	20.9	8.00	25.8	5.95	19.1	8.20	26.8	5.96	92.6	B4	0.5	18.1	8.16	26.8	5.95	110.7						
A	A	Turnbull	20.4	7.90	26.9	6.31	19.0	7.43	25.4	6.26	91.7	B3	1.0	21.9	7.30	26.9	6.26	113.6						
A	P	Rees (M)	19.8	8.07	24.6	6.84	21.6	7.81	24.4	6.80	90.4	A3	3.0	23.0	7.41	20.6	7.79	134.0						
A	S	Goodlip (M)	20.0	7.66	23.0	6.05	19.9	7.18	26.7	6.20	89.6	B2	3.5	23.1	7.20	22.6	7.20	135.3						
A	C	Bowles	18.5	7.95	22.9	6.99	20.9	7.60	25.5	6.26	87.8	C2	1.5	20.9	7.10	25.5	6.26	108.7						
A	D	Garbett (M)	17.5	8.73	25.5	6.20	19.9	7.67	24.2	6.60	87.1	C3	1.0	20.6	7.27	25.5	6.20	107.7						
A	G	Peach (M)	18.1	8.53	24.2	6.18	18.2	7.80	25.5	6.25	86.0	C4	2.5	20.1	7.78	18.6	8.28	124.7						
A	L	Blacker	17.6	8.49	21.8	6.67	19.2	8.25	25.5	6.35	84.1	D2	1.5	19.9	8.02	25.5	6.35	104.0						
A	D	Turnbull	15.6	9.16	22.5	7.44	18.8	8.93	22.6	7.16	79.5	D3	1.0	19.1	8.80	22.6	7.16	98.6						
A	S	Gray (M)	17.3	9.02	20.8	7.57	17.8	8.85	22.2	6.99	78.1	D4	2.5	19.6	8.09	16.9	8.72	114.6						
A	A	Stevenson	16.1	9.78	19.3	7.99	17.9	8.46	21.8	7.61	75.1	G1		19.8	8.11	21.8	7.61	94.9						
A	JJ	Hughes-Dowd	15.0	9.31	19.5	6.73	15.2	8.69	21.8	6.56	71.5	E3	1.0	16.5	8.62	21.8	6.56	16.5						
A	S	Smith	13.6	10.43	17.9	7.77	13.8	10.03	20.3	7.50	65.6	E4	0.5	16.0	9.03	20.3	7.50	81.6						
A	D	Hughes-Dowd	14.5	8.93	16.5	8.04	16.5	7.82	16.8	7.84	64.3	E2	3.5	19.5	7.94	17.4	8.88	101.2						
A	H	Smith	7.5	11.56	21.3	7.14	12.6	10.68	19.9	7.84	61.3	F2	1.5	17.8	8.29	21.3	7.14	17.8						
AS	D	Latham	14.8	9.64	18.1	7.95	15.5	8.89	13.9	7.55	62.3	H1		16.1	9.34	18.1	7.55	78.4						
J	L	Bowles	15.0	9.60	23.1	6.54	17.4	9.14	24.4	6.41	79.9	A1	2.0	18.5	8.62	24.4	6.41	98.4						
J	JJ	Hughes-Dowd	15.0	9.31	19.5	6.73	15.2	8.69	21.8	6.56	71.5	A2	1.5	16.2	9.95	21.8	6.56	87.7						
J	H	Smith	7.5	11.56	21.3	7.14	12.6	10.68	19.9	7.84	61.3	A3	1.0	15.5	9.10	21.3	7.14	76.8						
J	T	Stevenson	11.3	13.63	14.0	10.51	9.4	10.70	16.3	8.90	51.0	A4	0.5	10.8	14.94	16.3	8.90	61.8						
														TOTAL FEET		221,284.1		TOTAL LAPS		2,227.7				



Dean Garbett reacts to Angus Smith saying, "You never know, you might beat me tonight!"

# Championship Tables



Those All Important  
**Points!**



Junior 'A' Final (LtoR), Timmy (4<sup>th</sup>), Harry (3<sup>rd</sup>), winner Lewis and JJ (2<sup>nd</sup>) and their cars



### DHORC Championship 2023

Pos	Competitor	Total	Best (75%)	Diff
	Name (Adult)	31 Scores	23 Scores	
1	L Pateman	49	49	
2	A Smith (M)	39	39	10
3	P Rees (M)	34	34	5
4	R Litherland	31	31	3
5	S Goodlip (M)	29	29	2
6	A Turnbull	28	28	1
7	N Sismey (M)	27	27	1
8	C Bowles	26	26	1
9	D Garbett (M)	25	25	1
10	G Peach (M)	24	24	1
11	L Blacker	23	23	1
12	D Turnbull	22	22	1
13	S Gray (M)	21	21	1
14	D Hughes-Dowd	20	20	1
15	JJ Hughes-Dowd	19	19	1
16	S Smith	18	18	1
17	H Smith	17	17	1
18	A Stevenson	16	16	1

Pos	(Juniors)	Total	75%	Diff
1	L Bowles	49	49	
2	JJ Hughes-Dowd	39	39	10
3	H Smith	34	34	5
4	T Stevenson	31	31	3

Pos	(Masters)	Total	67%	Diff
1	A Smith (M)	48	48	
2	P Rees (M)	39	39	9
3	S Goodlip (M)	35	35	4
4	N Sismey (M)	31	31	4
5	D Garbett (M)	29	29	2
6	G Peach (M)	28	28	1
7	S Gray (M)	27	27	1

### DHORC Challenge 2022

Pos	Competitor	Wins	Results	
	Name (Adult)		(31) Points	Turn Up Rate
1	S Goodlip (M)	1	3.5	100.00%
1	D Hughes-Dowd	1	3.5	100.00%
3	P Rees (M)	1	3.0	100.00%
4	G Peach (M)	1	2.5	100.00%
4	S Gray (M)	1	2.5	100.00%
6	L Pateman	1	2.0	100.00%
7	A Smith (M)	0	1.5	100.00%
7	C Bowles	0	1.5	100.00%
7	L Blacker	0	1.5	100.00%
7	H Smith	0	1.5	100.00%
11	A Turnbull	0	1.0	100.00%
11	D Garbett (M)	0	1.0	100.00%
11	D Turnbull	0	1.0	100.00%
11	JJ Hughes-Dowd	0	1.0	100.00%
15	R Litherland	0	0.5	100.00%
15	N Sismey (M)	0	0.5	100.00%
15	S Smith	0	0.5	100.00%
18	A Stevenson	0	0.0	100.00%

Pos	(Junior)	Wins	Points	Rate
1	L Bowles	1	2.0	100.00%
2	JJ Hughes-Dowd	0	1.5	100.00%
3	H Smith	0	1.0	100.00%
4	T Stevenson	0	0.5	100.00%



Simon Goodlip & Dan lead the DHORC Challenge after Round 1



Geoff Peach starts his 27<sup>th</sup> year at DHORC in 2023



Adult 'A' Final (LtoR), Phil (3<sup>rd</sup>), Reuben (4<sup>th</sup>), winner Lee and Angus (2<sup>nd</sup>)

# Members' Statistics

## ADULT STATISTICS 1992-2023 - AFTER DHORC 659

Sheet 1 of 5 (Note: Highlighted Names are Current 2023 Members, CS = Best Consecutive Results)

MEETINGS (Junior & Adult) ATTENDED			RACES (Junior & Adult) COMPLETED			DRIVER RANKING			FINALS WON			
Pos	ADULT	No	Pos	ADULT	No	Pos	ADULT	SCORE	Pos	ADULT	No	CS
1	P REES	644	1	P REES	3,744	1	* A SMITH	2.163	1	L PATEMAN	272	(5)
2	N SISMEY	606	2	N SISMEY	3,425	2	* J SISMEY	2.750	2	P REES	235	(3)
3	L PATEMAN	569	3	L PATEMAN	3,261	3	* W LANDER	2.838	3	N SISMEY	168	(2)
4	G PEACH	433	4	G PEACH	2,451	4	* L PATEMAN	2.875	4	S GOODLIP	165	(4)
5	P BARBER	363	5	P BARBER	2,102	5	* S GOODLIP	3.625	5	M CHADWICK	117	(3)
6	S GOODLIP	359	6	S GOODLIP	1,964	6	* M CHADWICK	3.813	6	J SISMEY	103	(4)
7	A McPEAKE	299	7	A BULLOCK	1,802	7	* J TAGUE	4.538	7	G PEACH	93	(2)
8	A BULLOCK	292	8	A McPEAKE	1,658	8	* A TURNBULL	4.901	8	L SMITH	87	(3)
9	M CHADWICK	287	9	R MASTERS	1,598	9	* T MEASHAM	5.113	9	D McPEAKE	77	(2)
10	R MASTERS	280	10	M CHADWICK	1,537	10	* J NEALE	5.200	10	A SMITH	71	(5)
11	N LAMBERT	269	11	C ROYTHORNE	1,513	11	* P REES	5.588	11	A McPEAKE	66	(2)
12	C ROYTHORNE	249	12	N LAMBERT	1,479	12	* C BOWLES	5.675	11	A BULLOCK	66	(2)
13	D McPEAKE	245	13	D McPEAKE	1,366	13	* R LITHERLAND	6.013	13	J TAGUE	64	(2)
14	R SEAMAN	235	14	R SEAMAN	1,313	14	* K LYE	6.063	14	N LAMBERT	61	(2)
15	J SISMEY (331)	211	15	J SISMEY (1,957)	1,303	15	* N SISMEY	6.088	14	M ALLSOPP	61	(3)
16	L SMITH (264)	209	16	L SMITH (1,637)	1,285	16	* C ROYTHORNE	6.350	16	R SEAMAN	60	(2)
17	M ALLSOPP	203	17	M ALLSOPP	1,265	17	* D GARBETT	6.388	17	W LANDER	56	(2)
18	D TURNBULL	187	18	J LAMB	1,048	18	* A McPEAKE	6.488	18	C ROYTHORNE	55	(2)
19	J LAMB	179	19	D TURNBULL	1,036	19	* R SEAMAN	6.550	19	R MASTERS	54	(2)
20	P LEVERS	166	20	S ANAND	976	20	* R BLAKE	7.125	20	S ANAND	53	(3)
21	J TAGUE	165	21	P LEVERS	957	21	* G PEACH	7.200	21	J LAMB	49	(3)
22	A SMITH	158	22	J LYMER	948	22	* T CHADWICK	7.250	22	P LEVERS	48	(2)
23	S ANAND	154	23	J TAGUE	858	22	* S ANAND	7.250	23	A HOLLIDAY	43	(3)
24	J LYMER	146	24	K ALCOCK	848	24	* A BULLOCK	7.438	24	I BRENTNALL	41	(3)
25	D EDWARDS	139	25	A SMITH	818	25	* M ALLSOPP	7.488	24	P BARBER	41	(2)
26	K ALCOCK	131	26	D EDWARDS	801	26	* L SMITH	8.113	26	J LYMER	38	(2)
27	A HOLLIDAY	121	27	G WESTON	682	27	* R CROSSLAND	8.175	27	G WESTON	33	(2)
28	L EDWARDS	116	28	A HOLLIDAY	673	28	* D McPEAKE	8.563	28	K ALCOCK	30	(3)
29	G WESTON	113	29	W LANDER	661	29	* D BRENTNALL	8.838	29	D EDWARDS	29	(2)
30	C HENRY	109	30	L EDWARDS	654	30	* K PAYNE	8.850	29	D GARBETT	29	(2)
31	D GARBETT	108	31	J HOLMES	639	31	* J ROYTHORNE	8.938	31	B JOHNSON	28	(3)
32	W LANDER	104	32	C HENRY	552	32	* J LEVERS	9.063	31	C BOWLES	28	(2)
33	C BOWLES (180)	103	33	S SMITH	528	33	* A DAVIES	9.138	33	D TURNBULL	27	(3)
34	J HOLMES	98	34	C BOWLES (926)	524	34	* P LEVERS	9.188	34	R BLAKE	26	(2)
34	S SMITH	98	35	D GARBETT	518	35	* J LYMER	9.288	35	D BRENTNALL	25	(5)
36	B JOHNSON	96	36	I BRENTNALL	511	36	* L BLACKER	9.400	35	M ROGERS	25	(3)
37	I BRENTNALL	94	37	B JOHNSON	509	37	* D TURNBULL	9.613	35	J HOLMES	25	
37	R LAWSON	94	38	R LAWSON	504	38	* S PANK	9.775	35	A TURNBULL	25	(2)
39	T DINGLEY	87	39	R CROSSLAND	456	39	* D PASSELL	9.850	39	J NEALE	24	(2)
40	R CROSSLAND	81	40	T DINGLEY	455	40	* J LAMB	10.063	40	J LEVERS	22	(3)
41	S GRAY	79	41	J ROYTHORNE	432	41	* T DINGLEY	10.125	40	R CROSSLAND	22	(2)
42	A STAMPER	76	42	R BLAKE	383	42	* I BRENTNALL	10.325	40	L BLACKER	22	
43	S PANK	69	43	S GRAY	374	43	* M KNIGHTON	10.363	43	S MINNIS	21	(3)
43	J ROYTHORNE	69	44	A STAMPER	366	44	* G WESTON	10.375	43	S PANK	21	(2)
45	S MINNIS	67	45	S PANK	364	45	* D EDWARDS	10.438	43	T DINGLEY	21	
46	A TURNBULL (218)	66	46	J LITHERLAND	357	46	* M ROGERS	10.463	46	J ROYTHORNE	20	(2)
47	R BLAKE	62	47	S MINNIS	356	47	* S MINNIS	11.400	47	C HENRY	19	
48	J LITHERLAND	61	48	J LEVERS	322	48	* J HOLMES	12.350	48	A FEARN	18	(2)
49	J NEALE	60	49	A FEARN (380)	319	49	* A HOLLIDAY	12.413	49	S LANDER	14	(2)
50	M ROGERS	57	50	J NEALE	318	50	* B JOHNSON	12.500	50	T CHADWICK	13	(2)

(Driver Ranking = Average Position in Qualifying, Final Position, Fastest Lap & Race Laps Over Last 20 club nights)



Roy Masters (left) made an appearance on Tuesday to help with marshalling



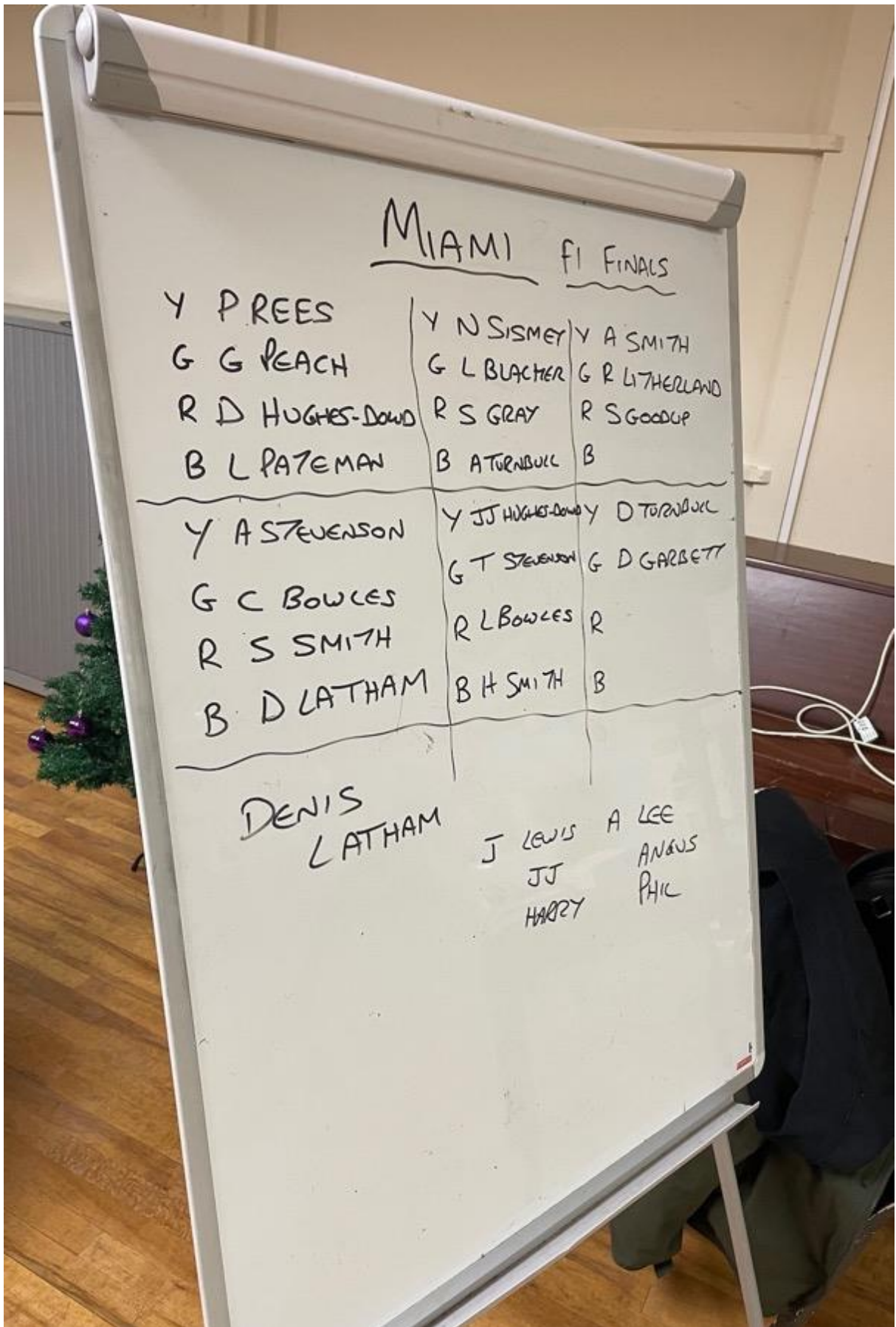
A, B & C Final cars in Parc Ferme



## ADULT STATISTICS 1992-2023 - AFTER DHORC 659

Sheet 2 of 5 (Note: Highlighted Names are Current 2023 Members, CS = Best Consecutive Results)

MEETINGS (Junior & Adult) ATTENDED		RACES (Junior & Adult) COMPLETED		DRIVER RANKING		FINALS WON						
Pos	ADULT	No	Pos	ADULT	No	Pos	ADULT	No	CS			
50	L BLACKER	57	51	A TURNBULL (1,216)	311	51	* K ALCOCK	12.613	51	J HITCHCOCK	12	(2)
52	J LEVERS	53	52	M ROGERS	308	52	* A FEARN	12.625	51	P FOXLEY	12	(2)
53	G SCHULE	52	53	M MARTINEZ	289	53	M STURGESS	12.675	53	T MEASHAM	11	
54	A FEARN	49	54	K LYE	263	54	* S GRAY	12.825	53	R LITHERLAND	11	(2)
54	M MARTINEZ	49	55	G SCHULE	258	55	* R LAWSON	12.863	55	D WALKER	10	
56	D OLIVER	45	55	L BLACKER	258	56	* N LAMBERT	12.950	55	D PASSELL	10	(2)
57	D WALKER	42	57	C BULLOCK (639)	248	57	* P FOXLEY	12.963	55	L EDWARDS	10	
57	K LYE	42	58	D BRETNALL	225	58	* G SCHULE	13.238	55	S SMITH	10	
59	D BRETNALL	41	58	T CHADWICK (999)	225	59	* J TETLEY	13.313	59	S DUNN	9	(2)
60	M KNIGHTON	36	60	D OLIVER	216	60	* C HENRY	13.763	59	K LYE	9	
60	T CHADWICK (183)	36	61	D WALKER	212	61	* D GREEN	13.850	59	S GRAY	9	
60	C BULLOCK (102)	36	62	A DAVIES	211	62	* S SMITH	14.100	62	G LAMBERT	8	(4)
63	S DUNN	35	63	T MEASHAM (758)	208	63	* A STAMPER	14.300	62	J LITHERLAND	8	
64	D PASSELL	34	64	M KNIGHTON	206	64	* R MASTERS	14.325	62	C COOPER	8	
64	A DAVIES	34	65	J CHELL	202	65	* M HOLLAND	14.375	62	R LAWSON	8	
64	R LITHERLAND (186)	34	66	D PASSELL	191	66	* N CHATTLE	14.488	66	R CHADWICK	7	(2)
67	T MEASHAM (126)	33	67	S DUNN	183	67	* J LITHERLAND	14.550	66	A DAVIES	7	
67	A THOMPSON	33	68	P FOXLEY	172	68	* B BRUCE	14.563	68	M JUBB	6	
69	G LAMBERT	32	69	G LAMBERT	168	69	* L EDWARDS	14.800	68	A STAMPER	6	
69	P FOXLEY	32	70	M STURGESS	163	70	* C BULLOCK	15.138	68	C BULLOCK	6	
71	J CHELL	30	71	S SUMNER	157	71	* D OLIVER	15.688	68	K PAYNE	6	
72	M STURGESS	29	72	A THOMPSON	153	72	* S DUNN	15.963	68	J TETLEY	6	(2)
73	R HITCHCOCK	27	73	B BRUCE	148	73	* G LAMBERT	16.175	68	T BALDOCK	6	
73	R CHADWICK	27	74	R CHADWICK	146	74	* S SUMNER	16.425	74	C SCHOFIELD	5	(2)
75	S SUMNER	26	75	J TETLEY	143	75	* A THOMPSON	16.442	74	AJ McPEAKE	5	(2)
76	B BRUCE	25	76	K PAYNE	140	76	M MARTINEZ	16.763	74	I HOLLAND	5	
77	C STANNARD	24	77	R HITCHCOCK	138	77	* J CHELL	17.138	74	M TANSLEY	5	
78	I HOLLAND	23	78	M HOLLAND	129	78	* C STANNARD	17.325	74	D OLIVER	5	
78	J HITCHCOCK	23	79	J HITCHCOCK	127	79	* R HITCHCOCK	18.063	74	D GREEN	5	
78	C SCHOFIELD	23	80	C SCHOFIELD	124	80	* C SCHOFIELD	18.113	74	J CHELL	5	
78	D GREEN	23	81	I HOLLAND	120	81	* D WALKER	18.163	74	R JAMES	5	
78	M HOLLAND	23	81	D GREEN	120	82	* P BARBER	18.938	74	H SMITH	5	
78	K PAYNE	23	83	N CHATTLE	119	83	* J HITCHCOCK	21.388	83	S REVITT	4	(2)
84	J TETLEY	21	83	R LITHERLAND (1,036)	119	84	* R CHADWICK	22.013	83	R HITCHCOCK	4	
85	N CHATTLE	20	85	S LANDER	118	85	* I HOLLAND	22.288	83	M KNIGHTON	4	
86	M JUBB	19	85	C STANNARD	118	N/A	T BALDOCK	2.583	83	M STURGESS	4	
87	C CARRINGTON	18	87	T HAGUES	111	N/A	S REVITT	3.792	83	M BLOOD	4	
87	T HAGUES	18	88	R JAMES	105	N/A	S LANDER	4.485	88	S PATCHING	3	
89	N MAFFIN	17	89	C CARRINGTON	100	N/A	AJ McPEAKE	6.659	88	C NORRIS	3	
89	S LANDER	17	90	M JUBB	99	N/A	A HUGHES	6.792	88	J HENRY	3	
89	P MELLOR	17	91	C BRADFORD	97	N/A	S WHITE	8.000	88	C CARRINGTON	3	
89	C BRADFORD	17	92	P MELLOR	93	N/A	C SLATER	9.250	88	A HUGHES	3	
89	C COOPER	17	93	N MAFFIN	82	N/A	L BOWLES	10.125	88	M HOLLAND	3	
94	P COCKBILL	16	94	P COCKBILL	81	N/A	S SIDDANS	10.417	88	C STANNARD	3	
94	M DUTSON	16	95	D LEVERTON	75	N/A	J KELLY	10.500	88	JJ HUGHES-DOWD	3	
96	R JAMES	15	96	M TANSLEY	73	N/A	J HENRY	11.000	96	H VD HEUVEL	2	(2)
97	M TANSLEY	14	97	YAN SHEN	68	N/A	F HOLMES	11.194	96	J KELLY	2	
98	J KELLY	13	98	J KELLY	67	N/A	C COOPER	11.500	96	C SLATER	2	(2)
98	D LEVERTON	13	99	S REVITT	63	N/A	M BLOOD	11.639	96	YAN SHEN	2	
100	S REVITT	12	100	M WATTS (130)	61	N/A	J LAWSON	11.750	96	I HALL	2	



21 racers meant it was single F1 Finals at Miami

### ADULT STATISTICS 1992-2023 - AFTER DHORC 659

Sheet 3 of 5 (Note: Highlighted Names are Current 2023 Members, CS = Best Consecutive Results)

MEETINGS (Junior & Adult)			RACES (Junior & Adult)			DRIVER RANKING			FINALS			
ATTENDED			COMPLETED			ADULT			WON			
Pos	ADULT	No	Pos	ADULT	No	Pos	ADULT	SCORE	Pos	ADULT	No	CS
100	P PURKIS	12	100	C COOPER	61	N/A	C ATKINSON	12.125	96	S SUMNER	2	
100	M WATTS (25)	12	102	J McDONALD (98)	60	N/A	H SMITH	12.143	96	B BRUCE	2	
100	T STACEY	12	103	M BLOOD	58	N/A	A WOODHOUSE	12.625	96	C BRADFORD	2	
104	AJ McPEAKE (76)	11	103	W BLURTON	58	N/A	J MELLOR	12.650	96	M MARTINEZ	2	
104	YAN SHEN	11	103	F HOLMES (827)	58	N/A	A DOBBINS	12.925	105	R GILLARD	1	
106	R GILLARD	10	106	I HALL	57	N/A	JJ HUGHES-DOWD	13.036	105	D ROYTHORNE	1	
106	A DOBBINS	10	106	T STACEY	57	N/A	P WRIGHT	13.250	105	P COCKBILL	1	
106	I HALL	10	108	T CASH	54	N/A	T STACEY	13.271	105	J JOHNSON	1	
106	J McDONALD (16)	10	109	N WRIGHT	52	N/A	P ZIMMERMAN	13.500	105	G SCHULE	1	
110	N WRIGHT	9	110	AJ McPEAKE (376)	50	N/A	M TANSLEY	13.500	105	M WATTS	1	
110	M BLOOD	9	110	T BALDOCK	50	N/A	L COPLEY	13.500	105	B GEBAUERS	1	
110	T BALDOCK	9	110	M DUTSON	50	N/A	N WRIGHT	13.556	105	G CLARK	1	
110	T CASH	9	113	R GILLARD	49	N/A	C WILKINSON	14.083	105	L COPLEY	1	
110	F HOLMES (139)	9	113	A DOBBINS	49	N/A	C CARRINGTON	14.111	105	A DOBBINS	1	
110	A STEVENSON	9	113	D KENNING	49	N/A	K JEFFRIES	14.688	105	C WILKINSON	1	
110	D HUGHES-DOWD	9	116	P PURKIS	47	N/A	Da BUCKLEY	14.844	105	R HILL	1	
117	C NORRIS	8	117	A LEE	46	N/A	S ALLDREAD	14.917	105	N CHATTLE	1	
117	Da BUCKLEY	8	117	Z MIDDLETON	46	N/A	B COOK	15.000	105	C ATKINSON	1	
117	W BLURTON	8	119	Da BUCKLEY	43	N/A	J FLETCHER	15.125	105	A THOMPSON	1	
117	D KENNING	8	120	A HUGHES (414)	42	N/A	A STEVENSON	15.250	105	A LEE	1	
117	J LAWSON (75)	8	121	P WRIGHT	40	N/A	M DUTSON	15.281	105	D LLOYD	1	
122	S PATCHING	7	122	G CLARK	39	N/A	W BLURTON	15.438	105	Z MIDDLETON	1	
122	G CLARK	7	123	S PATCHING	38	N/A	R HEATON	15.500	105	T STACEY	1	
122	J HENRY (134)	7	123	C NORRIS	38	N/A	R GILLARD	15.575	105	F HOLMES	1	
122	R HILL	7	125	J HENRY (895)	37	N/A	R JAMES	15.617	105	J McDONALD	1	
122	L ELMORE	7	126	C WILKINSON	35	N/A	G CLARK	15.750	105	J LAWSON	1	
122	H SMITH (105)	7	126	YUAN ZHI	35	N/A	L HENDERSON	15.750	105	D HUGHES-DOWD	1	
122	JJ HUGHES-DOWD (16)	7	126	L ELMORE	35	N/A	A LEE	15.833				
129	D HARROP	6	129	D BUCKLEY	33	N/A	D LEVERTON	15.846				
129	D HART	6	130	R HILL	32	N/A	R SPENCER	15.850				
129	P WRIGHT	6	131	D HART	30	N/A	YUAN ZHI	15.875				
129	C WILKINSON	6	131	D HARROP	30	N/A	D HUGHES-DOWD	15.944				
129	A HUGHES (67)	6	131	Ch HOLLAND	30	N/A	R HILL	16.071				
129	Ch HOLLAND	6	131	D HUGHES-DOWD	30	N/A	S KERR	16.083				
129	D BUCKLEY	6	135	St BOWMAN	29	N/A	P COCKBILL	16.156				
129	YUAN ZHI	6	135	C BLURTON	29	N/A	D LLOYD	16.167				
129	A LEE	6	135	A STEVENSON	29	N/A	S PATCHING	16.179				
129	Z MIDDLETON	6	138	R SPENCER	28	N/A	Z MIDDLETON	16.250				
129	S KERR	6	139	C ATKINSON	27	N/A	J McDONALD	16.375				
140	R SPENCER	5	140	K JEFFRIES	26	N/A	D KENNING	16.469				
140	J MELLOR (87)	5	141	L COPLEY	25	N/A	M WATTS	16.625				
140	C BLURTON	5	141	D LLOYD	25	N/A	C NORRIS	16.714				
143	B GEBAUERS	4	143	S SIDDOONS	23	N/A	T CASH	16.889				
143	C ROBINSON	4	144	S KERR	22	N/A	G HADDON	17.000				
143	S HENDRY	4	145	B GEBAUERS	21	N/A	D HARROP	17.500				
143	C ATKINSON	4	146	C ROBINSON	20	N/A	St BOWMAN	17.500				
143	K JEFFRIES	4	146	S HENDRY	20	N/A	YAN SHEN	17.636				
143	W PARKIN	4	148	W PARKIN	17	N/A	I HALL	17.650				
143	St BOWMAN	4	148	J LAWSON (365)	17	N/A	L ZHOU	17.750				
150	H VD HEUVEL	3	150	J JOHNSON	16	N/A	C ROBINSON	18.000				

### ADULT STATISTICS 1992-2023 - AFTER DHORC 659

Sheet 4 of 5 (Note: Highlighted Names are Current 2023 Members, CS = Best Consecutive Results)

MEETINGS (Junior & Adult)			RACES (Junior & Adult)			DRIVER RANKING			FINALS			
ATTENDED			COMPLETED			ADULT			WON			
Pos	ADULT	No	Pos	ADULT	No	Pos	ADULT	SCORE	Pos	ADULT	No	CS
150	J JOHNSON	3	150	J MELLOR (497)	16	N/A	N MAFFIN	18.103				
150	S ALLDREAD	3	150	H SMITH (564)	16	N/A	D HART	18.208				
150	L COPLEY	3	153	S ALLDREAD	15	N/A	T HAGUES	18.236				
150	S SIDDOONS	3	153	S BENNETT	15	N/A	C BRADFORD	18.279				
150	D LLOYD	3	155	H VD HEUVEL	14	N/A	D BUCKLEY	18.333				
150	S BENNETT	3	155	P ZIMMERMANN	14	N/A	J ASHCROFT	18.375				
157	D ROYTHORNE	2	155	L HENDERSON	14	N/A	B FAHRNER	18.750				
157	J ASHCROFT	2	158	D ROYTHORNE	11	N/A	Ch Holland	18.792				
157	A CARTER	2	159	J ASHCROFT	10	N/A	C BLURTON	18.800				
157	B FAHRNER	2	159	A CARTER	10	N/A	B GEBAUERS	18.875				
157	L ZHOU	2	159	B FAHRNER	10	N/A	S HENDRY	19.188				
157	B COOK	2	159	B COOK	10	N/A	D ROYTHORNE	19.375				
157	J FLETCHER	2	159	J FLETCHER	10	N/A	M JUBB	19.408				
157	A WOODHOUSE	2	159	JJ HUGHES-DOWD (34)	10	N/A	S BENNETT	19.417				
157	L BOWLES (59)	2	165	L ZHOU	9	N/A	J JOHNSON	19.500				
166	S WHITE	1	166	C SLATER	7	N/A	A HARTLEY	19.750				
166	P DUNNE	1	167	T MAKUNI	6	N/A	W PARKIN	19.813				
166	A HARTLEY	1	167	A WOODHOUSE	6	N/A	T MAKUNI	20.000				
166	C SLATER	1	167	L BOWLES (290)	6	N/A	P DUNNE	20.750				
166	P ZIMMERMANN	1	170	S WHITE	5	N/A	P MELLOR	20.882				
166	L HENDERSON	1	170	R HEATON	5	N/A	A CARTER	21.625				
166	G HADDON (26)	1	170	A HARTLEY	5	N/A	L ELMORE	21.786				
166	T MAKUNI	1	170	G HADDON (143)	5	N/A	P PURKIS	22.667				
166	R HEATON	1	174	P DUNNE	4	N/A	H VD HEUVEL	22.917				

## ADULT STATISTICS 1992-2023, AFTER DHORC 659

Sheet 5 of 5 (Note: Highlighted Names are Current 2023 Members, CS = Best Consecutive Results)

POLES				IQR's				WINS				FASTEST LAPS				BEST RACE LAPS				CHAMPIONSHIPS	
Pos	ADULT	No	CS	Pos	ADULT	No	CS	Pos	ADULT	No	CS	Pos	ADULT	No	CS	Pos	ADULT	No	CS	YEAR	ADULT
1	L PATEMAN	123	(7)	1	L PATEMAN	490	(19)	1	L PATEMAN	116	(4)	1	L PATEMAN	280	(14)	1	L PATEMAN	183	(6)	1992	N SISMEY
2	M CHADWICK	101	(9)	2	N SISMEY	399	(5)	2	N SISMEY	85	(4)	2	S GOODLIP	54	(5)	2	N SISMEY	90	(5)	1993	J TAGUE
3	S GOODLIP	87	(7)	3	S GOODLIP	325	(5)	3	M CHADWICK	83	(7)	3	A SMITH	53	(6)	3	M CHADWICK	66	(3)	1994	J TAGUE
4	N SISMEY	85	(3)	4	M CHADWICK	304	(10)	3	S GOODLIP	83	(5)	4	N SISMEY	50	(4)	3	S GOODLIP	66	(3)	1995	J TAGUE (3)
5	J SISMEY	50	(4)	5	J SISMEY	210	(8)	5	J SISMEY	59	(3)	5	J TAGUE	48	(5)	5	A SMITH	57	(3)	1996	M CHADWICK
5	A SMITH	50	(4)	6	W LANDER	183	(16)	6	A SMITH	44	(3)	6	J SISMEY	38	(4)	6	J SISMEY	39	(3)	1997	M CHADWICK
7	W LANDER	42	(11)	7	A SMITH	147	(4)	7	W LANDER	41	(9)	7	W LANDER	28	(5)	7	W LANDER	37	(11)	1998	N SISMEY
8	J TAGUE	26	(4)	8	J TAGUE	126	(5)	8	J TAGUE	28	(4)	8	M CHADWICK	22	(2)	8	J TAGUE	28	(3)	1999	N SISMEY
9	P REES	18	(2)	9	P REES	104	(3)	8	P REES	28	(2)	9	A McPEAKE	13	(2)	9	P REES	23	(2)	2000	M CHADWICK
10	A McPEAKE	16		10	A McPEAKE	101	(4)	10	A McPEAKE	16	(2)	10	P REES	12	(3)	10	A McPEAKE	13		2001	M CHADWICK
11	J LYMER	14		11	J NEALE	45	(6)	11	J LYMER	13	(2)	11	J NEALE	8	(2)	11	L SMITH	10	(2)	2002	S GOODLIP
12	J NEALE	9	(3)	12	L SMITH	37	(3)	12	J NEALE	9	(2)	12	L SMITH	7		12	D GARBETT	7		2003	L PATEMAN
13	L SMITH	6		13	J LYMER	38	(3)	13	S ANAND	5		13	C ROYTHORNE	6		13	J NEALE	6		2004	L PATEMAN
14	T BALDOCK	5	(2)	14	D GARBETT	30	(3)	13	M ALLSOPP	5		14	D GARBETT	5		13	M ALLSOPP	6		2005	M CHADWICK (5)
14	D GARBETT	5		15	S ANAND	25	(2)	13	T BALDOCK	5		15	T BALDOCK	4		15	J LYMER	5		2006	W LANDER
16	S ANAND	3		16	M ALLSOPP	21	(2)	16	C ROYTHORNE	4		15	T CHADWICK	4		16	T CHADWICK	4		2007	W LANDER
16	S REVITT	3	(2)	17	T BALDOCK	19	(8)	16	L SMITH	4	(2)	15	A BULLOCK	4		16	T BALDOCK	4	(2)	2008	W LANDER (3)
16	P LEVERS	3		18	G PEACH	17	(3)	16	D GARBETT	4		16	D BRENTNALL	3		18	S ANAND	3		2009	J SISMEY
16	J LAMB	3		19	A TURNBULL	13	(2)	19	S LANDER	3		18	G PEACH	3		19	S REVITT	2	(2)	2010	L PATEMAN
20	S LANDER	2		20	C ROYTHORNE	12	(2)	19	G PEACH	3		18	J LYMER	3		19	D BRENTNALL	2		2011	L PATEMAN
20	D McPEAKE	2		20	S LANDER	12	(2)	19	A TURNBULL	3		18	J LAMB	3		19	D McPEAKE	2		2012	L PATEMAN (5)
20	A BULLOCK	2		22	D McPEAKE	11		22	S REVITT	2		18	C BOWLES	3	(2)	19	R BLAKE	2		2013	J SISMEY
20	C ROYTHORNE	2		23	S REVITT	10	(5)	22	A J McPEAKE	2		23	S REVITT	2		19	K LYE	2		2014	J SISMEY (3)
20	G PEACH	2	(2)	23	T CHADWICK	10		22	R SEAMAN	2		23	A DAVIES	2	(2)	19	P LEVERS	2		2015	N SISMEY (4)
20	C BOWLES	2		23	A BULLOCK	10	(3)	22	D McPEAKE	2		23	A TURNBULL	2		19	J LAMB	2		2016	S GOODLIP
26	T MEASHAM	1		26	T MEASHAM	9		22	T CHADWICK	2		26	M ROGERS	1		19	C ROYTHORNE	2		2017	S GOODLIP
26	K LYE	1		26	P LEVERS	9		22	J LAMB	2		26	I BRENTNALL	1		19	G PEACH	2		2018	S GOODLIP (4)
26	A DAVIES	1		26	J LAMB	9	(3)	22	R LITHERLAND	2		26	A J McPEAKE	1		19	A TURNBULL	2		2019	A SMITH
26	A TURNBULL	1		29	N LAMBERT	7		29	K LYE	1		26	D McPEAKE	1		19	C BOWLES	2		2020	N/A
				30	T DINGLEY	6		29	R HILL	1		26	B JOHNSON	1		30	M ROGERS	1		2021	A SMITH
				31	A J McPEAKE	5	(2)	29	R BLAKE	1		26	S LANDER	1		30	S MINNIS	1		2022	A SMITH (3)
				31	R SEAMAN	5	(3)	29	P LEVERS	1		26	R SEAMAN	1		30	I BRENTNALL	1			
				31	J LEVERS	5		29	J ROYTHORNE	1		26	G WESTON	1		30	S PANK	1			
				34	M ROGERS	4						26	T MEASHAM	1		30	T DINGLEY	1			
				34	S MINNIS	4						26	J LEVERS	1		30	S LANDER	1			
				34	K LYE	4						26	R BLAKE	1		30	G WESTON	1			
				34	C BOWLES	4						26	S ANAND	1		30	J LEVERS	1			
				38	D BRENTNALL	3						26	P LEVERS	1		30	R HILL	1			
				38	R BLAKE	3						26	J ROYTHORNE	1		30	S SUMNER	1			
				38	R CROSSLAND	3						26	K ALCOCK	1		30	R CROSSLAND	1			
				41	I BRENTNALL	2										30	J ROYTHORNE	1			
				41	R MASTERS	2															
				41	R LITHERLAND	2															
				44	P FOXLEY	1															
				44	S PANK	1															
				44	G WESTON	1															
				44	A FEARN	1															
				44	K PAYNE	1															
				44	J ROYTHORNE	1															
				44	K ALCOCK	1															
				44	A DAVIES	1															
				44	J CHELL	1															

IQR Means Individual Qualifying Rounds I.E. Yellow, Green, Red and Blue Lane on a Normal Club Night

## JUNIOR STATISTICS 1992-2023 - AFTER DHORC 659

Sheet 1 of 4 (Note: Highlighted Names are Current 2023 Members, CS = Best Consecutive Results)

MEETINGS ATTENDED			RACES COMPLETED			DRIVER RANKING			FINALS WON			
Pos	JUNIOR	No	Pos	JUNIOR	No	Pos	JUNIOR	SCORE	Pos	JUNIOR	No	CS
1	A TURNBULL	152	1	R LITHERLAND	917	1	* L SMITH	1.113	1	R LITHERLAND	61	(5)
1	R LITHERLAND	152	2	A TURNBULL	905	2	* A HUGHES	1.175	2	J HENRY	59	(3)
3	T CHADWICK	147	3	L TURNBULL	807	3	* AJ McPEAKE	1.275	3	A HALL	56	
4	L TURNBULL	133	4	T CHADWICK	774	4	* L BOWLES	1.325	3	A TURNBULL	56	(2)
5	F HOLMES	130	5	F HOLMES	769	5	J MELLOR	1.400	5	T CHADWICK	51	
6	G REYES-ENGLAND	128	6	G REYES-ENGLAND	766	6	* J HENRY	1.438	6	J SISMEY	47	
7	J HENRY	127	7	J HENRY	658	7	* A HALL	1.475	7	J MELLOR	36	
8	J SISMEY	120	8	J SISMEY	654	8	* R LITHERLAND	1.600	8	H SMITH	35	(2)
9	R REES	103	9	Z ROYTHORNE	602	9	* T MEASHAM	1.638	9	L SMITH	33	
10	Z ROYTHORNE	100	10	T MEASHAM	550	10	* A TURNBULL	1.663	10	P CONNALLY	32	(2)
11	H SMITH	98	11	H SMITH	548	11	* T CHADWICK	1.825	11	M MINNIS	31	(2)
12	P CONNALLY	95	12	L BROOKS	539	12	* J SISMEY	1.838	11	A HUGHES	31	
13	C BRENTNALL	94	13	B ROYTHORNE	504	13	* H SMITH	1.975	13	AJ McPEAKE	30	(2)
14	T MEASHAM	93	14	P CONNALLY	500	14	* M MINNIS	2.000	13	C BRENTNALL	30	(2)
15	B ROYTHORNE	84	15	A HALL	490	15	* J LAWSON	2.013	13	J PATEMAN	30	
16	L BROOKS	83	16	C BRENTNALL	486	16	J PATEMAN	2.025	13	G REYES-ENGLAND	30	
17	J MELLOR	82	17	J MELLOR	481	17	* P CONNALLY	2.175	17	C BOWLES	28	
18	A HALL	80	18	R REES	467	18	* C BRENTNALL	2.275	17	L TURNBULL	28	(2)
19	C BOWLES	78	19	J PATEMAN	428	19	* C BULLOCK	2.300	19	F HOLMES	26	
20	T PANK	74	20	C BOWLES	402	20	* C BOWLES	2.313	19	L BOWLES	26	
21	J PATEMAN	71	21	C BULLOCK	391	21	* K ASHWORTH	2.613	21	B ROYTHORNE	25	(2)
22	M MINNIS	68	22	K LEVERS	381	22	* N GULL	2.763	21	Z ROYTHORNE	25	(3)
23	J LAWSON	67	23	T PANK	378	23	* T PANK	2.800	23	R REES	24	
24	C BULLOCK	66	24	A HUGHES	372	24	* Z ROYTHORNE	3.038	24	J STEVENSON	23	
24	K LEVERS	66	24	Ca HOLLAND	372	25	* K LEVERS	3.125	24	T MEASHAM	23	(3)
26	AJ McPEAKE	65	26	J MARTINEZ	369	26	* K ALI	3.188	26	L BROOKS	21	(2)
27	A HUGHES	61	27	L SMITH	352	27	L TURNBULL	3.238	27	T PANK	20	
27	Ca HOLLAND	61	27	M LITHERLAND	352	28	* B ROYTHORNE	3.250	27	J LAWSON	20	(2)
29	J MARTINEZ	59	29	J LAWSON	348	29	* P WALKER	3.325	29	K LEVERS	15	
30	L BOWLES	57	30	M MINNIS	343	30	* J LISTER	3.700	30	D BARKER	14	
31	L SMITH	55	31	AJ McPEAKE	326	31	* T GREEN	3.725	30	M LITHERLAND	14	
32	J STEVENSON	54	32	B BROOKS	325	32	* P MARTIN	3.763	32	J MARTINEZ	13	
33	M LITHERLAND	53	33	D PAUL	308	32	* R COOK	3.763	33	C DAVENPORT	12	
34	D BARKER	51	34	L BOWLES	284	34	* C DAVENPORT	3.775	33	K ALI	12	
34	B BROOKS	51	35	L CHADWICK	277	35	* S SLATER	3.813	33	D PAUL	12	(2)
36	D PAUL	49	36	J STEVENSON	276	36	* K SCHOFIELD	3.888	36	M McNULTY	10	
37	S SCHULE	47	37	D BARKER	266	37	* K COOK	4.050	36	P MARTIN	10	
37	L CHADWICK	47	38	P MARTIN	263	38	* F HOLMES	4.250	36	S BOWMAN	10	
39	P WALKER	46	39	S BOWMAN	244	39	* G HADDON	4.500	39	G HADDON	9	
40	P MARTIN	45	40	P WALKER	236	40	* E HENRY	4.650	39	T GREEN	9	
41	J LISTER	41	41	S SCHULE	234	41	* G REYES-ENGLAND	4.738	39	N GULL	9	
41	S BOWMAN	41	41	J LISTER	234	42	A OXSPRING	4.750	39	M BRADLEY	9	
43	J HAGUES	38	43	J HAGUES	221	43	* R REES	4.800	43	K SCHOFIELD	8	
44	K ALI	30	44	R COOK	197	44	* M BRADLEY	4.900	43	L CHADWICK	8	
45	M McNULTY	29	45	M BRADLEY	194	45	* D BARKER	5.038	43	C BULLOCK	8	
45	J BULLOCK	29	46	D JACKSON	190	46	* J STEVENSON	5.125	43	B BROOKS	8	(2)
45	R COOK	29	47	I BRADLEY	189	47	* R HUGHES	5.275	43	Ca HOLLAND	8	
45	A OXSPRING	29	48	K ALI	185	48	* J ELMORE	5.600	43	H TAYLOR	8	
45	I BRADLEY	29	48	E JACKSON	185	48	* J MARTINEZ	5.600	49	R LEY	7	
45	M BRADLEY	29	50	N BRADFORD	172	50	* M SEO	5.675	49	A CHATTLE	7	

(Driver Ranking = Average Position in Qualifying, Final Position, Fastest Lap & Race Laps Over Last 20 club nights)

## JUNIOR STATISTICS 1992-2023 - AFTER DHORC 659

Sheet 2 of 4 (Note: Highlighted Names are Current 2023 Members, CS = Best Consecutive Results)

MEETINGS ATTENDED			RACES COMPLETED			DRIVER RANKING			FINALS WON			
Pos	JUNIOR	No	Pos	JUNIOR	No	Pos	JUNIOR	SCORE	Pos	JUNIOR	No	CS
45	D JACKSON	29	51	A BRADFORD	169	51	* A CHATTLE	5.863	49	A BRADFORD	7	
52	C DAVENPORT	28	52	M SEO	163	52	* L CHADWICK	6.025	52	S SLATER	6	(2)
52	E HENRY	28	52	K COOK	163	53	* J WATSON	6.063	52	P WALKER	6	(2)
52	E JACKSON	28	52	A OXSPRING	163	54	* M LITHERLAND	6.250	52	G CONNALLY	6	
55	K SCHOFIELD	27	52	S ROYTHORNE	163	55	* M McNULTY	6.288	52	E HENRY	6	
56	N GULL	26	56	N GULL	156	56	* J BULLOCK	6.300	52	R COOK	6	
56	N BRADFORD	26	57	M McNULTY	154	57	* B BROOKS	6.488	52	E JACKSON	6	
58	G HADDON	25	57	J PERRY	154	58	* D PAUL	6.550	52	D JACKSON	6	(2)
58	A BRADFORD	25	59	R HUGHES	151	59	* D JACKSON	7.088	52	T JAMES	6	(2)
58	S ROYTHORNE	25	60	J BULLOCK	150	60	* H TAYLOR	7.513	52	J HAGUES	6	(2)
61	K COOK	24	61	C DAVENPORT	149	61	* S SCHULE	7.825	61	L HAWLEY	5	
61	J PERRY	24	62	K SCHOFIELD	144	62	* S BOWMAN	8.050	61	J BULLOCK	5	
63	A CHATTLE	23	63	E HENRY	143	63	* E STOTT-ZAFIROPOULOS	8.063	61	A HARTLEY	5	(2)
63	L STOTT-ZAFIROPOULOS	23	64	G HADDON	138	64	* S MAFFIN	8.275	61	B CARRINGTON	5	
63	J ELMORE	23	65	A CHATTLE	136	65	* L BROOKS	8.475	61	K ASHWORTH	5	
66	J WATSON	22	66	L STOTT-ZAFIROPOULOS	135	66	* S MARTINEZ	8.600	61	M WARREN	5	
66	R MAFFIN	22	67	H TAYLOR	134	67	* T SHARP	8.663	61	K COOK	5	
66	T GREEN	22	68	K ASHWORTH	132	68	* L STOTT-ZAFIROPOULOS	8.900	61	N BRADFORD	5	
66	R HUGHES	22	68	J ELMORE	132	69	* Ca HOLLAND	8.913	61	I PAUL	5	(2)
66	E STOTT-ZAFIROPOULOS	22	70	T JAMES	131	70	* R MAFFIN	8.988	70	A REES	4	
71	K ASHWORTH	21	71	E STOTT-ZAFIROPOULOS	130	71	* N BRADFORD	9.550	70	J WATSON	4	
71	H TAYLOR	21	72	B RILEY	124	72	* I BRADLEY	9.688	70	T SHARP	4	
71	S MARTINEZ	21	73	T GREEN	119	73	* J HAGUES	9.800	70	M WATTS	4	
74	S SLATER	20	74	S MARTINEZ	117	74	* S ROYTHORNE	10.000	70	J LISTER	4	
74	T SHARP	20	75	J WATSON	113	75	* A BRADFORD	10.775	70	B JEFFRIES	4	
74	S MAFFIN	20	76	R MAFFIN	109	76	T JAMES	10.863	70	E STOTT-ZAFIROPOULOS	4	
74	T JAMES	20	77	S SLATER	108	77	* E JACKSON	12.500	70	L STOTT-ZAFIROPOULOS	4	
78	B RILEY	19	77	B CARRINGTON	108	78	* J PERRY	13.813	70	J ELMORE	4	
79	B CARRINGTON	18	79	T SHARP	103	N/A	J WOODHOUSE	2.000	70	S ROYTHORNE	4	
79	J THOMPSON	18	79	J GRATTON	103	N/A	L CAPEWELL	2.438	70	J THOMPSON	4	
81	R LEY	17	81	S MAFFIN	99	N/A	JJ HUGHES-DOWD	2.639	70	E DOYLE	4	
81	G CONNALLY	17	82	M WARREN	98	N/A	S GILLARD	2.725	82	A PANK	3	
81	J GRATTON	17	83	F McCANDLESS	96	N/A	M WARREN	2.817	82	C CLARK	3	
84	E DOYLE	16	84	R LEY	92	N/A	J THOMPSON	2.972	82	R HUGHES	3	
85	A HARTLEY	15	85	G CONNALLY	91	N/A	A WATHEY	3.545	82	J PERRY	3	
85	J MOSEDALE	15	86	A HARTLEY	83	N/A	K JACKSON	3.563	82	J BLURTON	3	
85	M WARREN	15	87	A WATHEY	72	N/A	T REES	3.667	87	C WOODCOCK	2	
88	C KAVANAGH	13	87	J MOSEDALE	72	N/A	S TAGUE	3.813	87	Mat McNULTY	2	
88	M WATTS	13	87	B JEFFRIES	72	N/A	A FEARN	3.850	87	J MOSEDALE	2	
90	J DOBBINS	12	90	M WATTS	69	N/A	E DOYLE	3.922	87	D SPENCER	2	
90	F McCANDLESS	12	91	I PAUL	68	N/A	N ZIMMERMANN	3.969	87	N ZIMMERMANN	2	
92	A PANK	11	92	C KAVANAGH	65	N/A	R LEY	4.103	87	A OXSPRING	2	
92	A WATHEY	11	93	D JEFFRIES	62	N/A	C CLARK	4.179	87	L BLAKE	2	
92	N McDONALD	11	94	A FEARN	61	N/A	D SPENCER	4.375	87	D JEFFRIES	2	(2)
95	S GILLARD	10	94	I MATTHEWS	61	N/A	N BLACK	4.375	87	J GRATTON	2	
95	A FEARN	10	94	J THOMPSON	61	N/A	M BUCKLEY	4.417	87	F McCANDLESS	2	
95	I MATTHEWS	10	97	J DOBBINS	60	N/A	M WESTON	4.438	87	I BRADLEY	2	
98	L HAWLEY	9	98	A PANK	58	N/A	T KERR	4.458	87	E PAUL	2	(2)
98	D NEALE	9	99	N McDONALD	57	N/A	L BLAKE	4.500	87	B RILEY	2	
98	C WOODCOCK	9	100	J BLURTON	56	N/A	M YEOMANS	4.563	87	J McDONALD	2	

## JUNIOR STATISTICS 1992-2023 - AFTER DHORC 659

Sheet 3 of 4 (Note: Highlighted Names are Current 2023 Members, CS = Best Consecutive Results)

MEETINGS ATTENDED		RACES COMPLETED		DRIVER RANKING		FINALS WON						
Pos	JUNIOR	No	Pos	JUNIOR	No	Pos	JUNIOR	SCORE	Pos	JUNIOR	No	CS
98	Mat McNULTY	9	100	E DOYLE	56	N/A	T STEVENSON	5.056	87	T KERR	2	
98	B JEFFRIES	9	102	Ca BLURTON	55	N/A	I MATTHEWS	5.075	87	JJ HUGHES-DOWD	2	
98	D JEFFRIES	9	103	E PAUL	54	N/A	J DOBBINS	5.083	103	S GILLARD	1	
98	I PAUL	9	104	N ZIMMERMANN	51	N/A	N McDONALD	5.114	103	C KAVANAGH	1	
98	E PAUL	9	105	S GILLARD	50	N/A	A HARTLEY	5.212	103	D NEALE	1	
98	T STEVENSON	9	105	L HAWLEY	50	N/A	B REES	5.350	103	A MILNER	1	
98	JJ HUGHES-DOWD	9	107	S LIVESEY	49	N/A	J MOSEDALE	5.462	103	T REES	1	
108	M SEO	8	108	C BARTLETT	48	N/A	M WILLIS	5.750	103	R MAFFIN	1	
108	TI REES	8	109	Mat McNULTY	47	N/A	B CARRINGTON	5.847	103	T ALLDREAD	1	
108	C BARTLETT	8	110	C WOODCOCK	46	N/A	J McDONALD	6.458	103	M HART	1	
108	Ca BLURTON	8	111	D NEALE	44	N/A	B JEFFRIES	6.472	103	S MAFFIN	1	
108	J BLURTON	8	112	C CLARK	41	N/A	L BELL	6.550	103	D GEBAUERS	1	
113	A MILNER	7	113	TI REES	40	N/A	D GEBAUERS	6.750	103	L BELL	1	
113	A REES	7	114	A REES	38	N/A	D NEALE	7.083	103	M SEO	1	
113	C CLARK	7	114	J McDONALD	38	N/A	L HAWLEY	7.083	103	A FEARN	1	
113	N ZIMMERMANN	7	116	A MILNER	36	N/A	D JEFFRIES	7.111	103	I MATTHEWS	1	
113	M BUCKLEY	7	117	B REES	35	N/A	Mat McNULTY	7.167	103	M WILLIS	1	
118	M HART	6	118	M BUCKLEY	33	N/A	C BARTLETT	7.344	103	B REES	1	
118	S LIVESEY	6	119	M HART	31	N/A	J GRATTON	7.426	103	S TAGUE	1	
118	SM BLURTON	6	119	A PARKIN	31	N/A	M WATTS	7.519	103	L CAPEWELL	1	
118	J McDONALD	6	119	SM BLURTON	31	N/A	C WOODCOCK	8.056	103	M BUCKLEY	1	
118	T KERR	6	122	L PARKIN	30	N/A	R FREEMAN	8.417	103	S LIVESEY	1	
123	L BELL	5	122	T STEVENSON	30	N/A	H MOHAMMED	8.500	103	L PARKIN	1	
123	B REES	5	122	JJ HUGHES-DOWD	30	N/A	G CONNALLY	8.588	103	A PARKIN	1	
123	L BLAKE	5	125	K JACKSON	29	N/A	B RILEY	8.697	103	R FREEMAN	1	
123	A PARKIN	5	125	M WESTON	29	N/A	A STOTT	8.750	103	S MARTINEZ	1	
123	L PARKIN	5	125	R FREEMAN	29	N/A	A MILNER	8.786	103	J WOODHOUSE	1	
128	D SPENCER	4	128	L BELL	26	N/A	M HART	9.417	103	E DOYLE	1	
128	M YEOMANS	4	128	M YEOMANS	26	N/A	Ca BLURTON	9.594	103	T STEVENSON	1	
128	M WILLIS	4	130	S TAGUE	24	N/A	J BLURTON	9.781				
128	S TAGUE	4	130	T KERR	24	N/A	A PANK	10.114				
128	K JACKSON	4	132	D SPENCER	23	N/A	T ALLDREAD	10.167				
128	L CAPEWELL	4	133	M WILLIS	20	N/A	E GIBBS	10.417				
128	M WESTON	4	133	L CAPEWELL	20	N/A	F McCANDLESS	10.558				
135	T REES	3	135	T REES	16	N/A	C KAVANAGH	10.692				
135	D ALLDREAD	3	135	T ALLDREAD	16	N/A	TI REES	10.719				
135	T ALLDREAD	3	135	D GEBAUERS	16	N/A	D ALLDREAD	10.750				
135	D GEBAUERS	3	138	D ALLDREAD	15	N/A	A REES	10.786				
135	E GIBBS	3	138	E GIBBS	15	N/A	SM BLURTON	10.833				
135	R FREEMAN	3	140	H MOHAMMED	14	N/A	A PARKIN	11.300				
141	N BLACK	2	141	L BLAKE	13	N/A	E PAUL	11.806				
141	J WOODHOUSE	2	142	N BLACK	10	N/A	L PARKIN	12.900				
143	H MOHAMMED	1	143	J WOODHOUSE	6	N/A	S LIVESEY	13.083				
143	A STOTT	1	144	A STOTT	5	N/A	I PAUL	13.667				

### JUNIOR STATISTICS 1992-2023, AFTER DHORC 659

Sheet 4 of 4 (Note: Highlighted Names are Current 2023 Members, CS = Best Consecutive Results)

POLES				IQRs				WINS				FASTEST LAPS				BEST RACE LAPS				CHAMPIONSHIPS		
Pos	JUNIOR	No	CS	Pos	JUNIOR	No	CS	Pos	JUNIOR	No	CS	Pos	JUNIOR	No	CS	Pos	JUNIOR	No	CS	YEAR	JUNIOR	
1	R LITHERLAND	61	(8)	1	J SISMEY	215	(14)	1	A HALL	49	(13)	1	J SISMEY	59	(11)	1	R LITHERLAND	63	(7)	1992	S SLATER	
2	J SISMEY	56	(11)	2	R LITHERLAND	201	(12)	2	R LITHERLAND	46	(9)	2	R LITHERLAND	58	(7)	2	T CHADWICK	51	(7)	1993	M MINNIS	
3	J MELLOR	46	(10)	3	A TURNBULL	194	(10)	3	J SISMEY	45	(9)	3	A HALL	45	(15)	3	A HALL	50	(16)	1994	M MINNIS (2)	
4	A TURNBULL	44	(5)	4	J MELLOR	193	(15)	3	A TURNBULL	45	(9)	4	T CHADWICK	43	(8)	4	J SISMEY	45	(11)	1995	AJ McPEAKE	
5	A HALL	42	(11)	5	A HALL	177	(22)	5	T CHADWICK	44	(5)	5	A HUGHES	35	(12)	5	AJ McPEAKE	33	(6)	1996	AJ McPEAKE (2)	
6	AJ McPEAKE	34	(12)	6	T CHADWICK	165	(13)	6	J MELLOR	35	(3)	6	AJ McPEAKE	33	(7)	5	L SMITH	33	(20)	1997	C BRENTNALL	
7	T CHADWICK	33	(4)	7	L SMITH	135	(29)	7	L SMITH	33	(9)	6	L SMITH	33	(18)	5	J MELLOR	33	(6)	1998	T PANK	
7	L SMITH	33	(18)	8	M MINNIS	128	(10)	8	M MINNIS	31	(9)	8	M MINNIS	30	(6)	8	A HUGHES	32	(11)	1999	C BOWLES	
9	J HENRY	31	(8)	9	AJ McPEAKE	123	(8)	9	AJ McPEAKE	29	(6)	9	J PATEMAN	29	(5)	9	J PATEMAN	31	(6)	2000	T HENRY	
10	M MINNIS	30	(8)	10	A HUGHES	112	(24)	10	J HENRY	28	(4)	10	A TURNBULL	26	(4)	9	A TURNBULL	31	(4)	2001	J HENRY (2)	
11	J PATEMAN	29	(8)	11	J HENRY	110	(12)	10	J PATEMAN	28	(4)	11	J HENRY	25	(5)	11	M MINNIS	27	(8)	2002	T CHADWICK	
12	A HUGHES	28	(11)	12	J PATEMAN	104	(6)	12	A HUGHES	22	(6)	11	J MELLOR	25	(8)	12	J HENRY	25	(5)	2003	J SISMEY	
13	C BRENTNALL	24	(8)	13	T MEASHAM	93	(11)	13	C BRENTNALL	18	(3)	13	C BRENTNALL	20	(7)	13	C BRENTNALL	22	(7)	2004	J SISMEY (2)	
14	T MEASHAM	20	(5)	14	C BRENTNALL	87	(5)	13	T MEASHAM	18	(3)	13	T PANK	20	(5)	14	L BOWLES	18	(7)	2005	T CHADWICK (2)	
15	L BOWLES	19	(7)	15	C BOWLES	56	(4)	15	L BOWLES	16	(3)	15	N SMITH	18	(4)	15	Z ROYTHORNE	17	(6)	2006	T MEASHAM	
16	T PANK	18	(2)	16	F HOLMES	52	(3)	16	C BOWLES	15	(2)	16	L BOWLES	17	(5)	16	T PANK	15	(3)	2007	A HUGHES	
17	C BOWLES	11	(3)	17	T PANK	51	(4)	17	K LEVERS	13	(3)	17	K LEVERS	15	(3)	17	C BOWLES	13	(2)	2008	L SMITH	
17	H SMITH	11	(4)	18	P CONNALLY	44	(9)	18	T PANK	12	(2)	18	B ROYTHORNE	14	(4)	17	K LEVERS	14	(4)	2009	L SMITH (2)	
19	J LAWSON	10	(4)	19	K LEVERS	42	(4)	18	H SMITH	12	(3)	18	Z ROYTHORNE	14	(4)	19	P CONNALLY	12	(3)	2010	K LEVERS	
20	N GULL	9	(3)	20	L BOWLES	41	(10)	20	F HOLMES	10	(2)	20	P CONNALLY	10	(3)	19	T MEASHAM	12	(3)	2011	J MELLOR	
21	P CONNALLY	7	(3)	21	Z ROYTHORNE	40	(2)	20	Z ROYTHORNE	10	(2)	20	T MEASHAM	10	(2)	21	N GULL	10	(3)	2012	J MELLOR (2)	
21	K ASHWORTH	7	(2)	22	N GULL	29	(4)	20	J LAWSON	10	(3)	21	N GULL	9	(4)	21	H SMITH	10	(4)	2013	J PATEMAN	
21	K LEVERS	7	(2)	23	B ROYTHORNE	24	(4)	23	P CONNALLY	7	(2)	22	J LAWSON	9	(3)	23	J LAWSON	9	(3)	2014	A HALL	
21	Z ROYTHORNE	7	(2)	23	H SMITH	24	(6)	23	N GULL	7	(2)	24	C BOWLES	7	(2)	24	K ASHWORTH	5	(2)	2015	A HALL (2)	
25	B ROYTHORNE	6	(2)	25	R REES	23	(2)	25	J STEVENSON	5	(2)	25	P MARTIN	6	(1)	24	B ROYTHORNE	5	(2)	2016	R LITHERLAND	
26	F HOLMES	5	(2)	26	K ASHWORTH	21	(5)	25	R REES	5	(2)	26	K ASHWORTH	5	(2)	26	M WARREN	4	(2)	2017	R LITHERLAND (2)	
27	G HADDON	3	(2)	27	J LAWSON	21	(4)	25	K ALI	5	(3)	26	J LISTER	5	(4)	26	J LISTER	4	(2)	2018	A TURNBULL	
27	S GILLARD	3	(2)	28	L TURNBULL	18	(2)	25	C BULLOCK	5	(2)	26	F HOLMES	5	(2)	28	C DAVENPORT	3	(2)	2019	A TURNBULL (2)	
27	S SLATER	3	(2)	29	K ALI	16	(5)	25	K ASHWORTH	5	(2)	29	D BARKER	4	(2)	28	S SLATER	3	(2)	2020	N/A	
27	C BULLOCK	3	(2)	29	J LISTER	16	(2)	30	G HADDON	4	(2)	29	Ca HOLLAND	4	(2)	28	D BARKER	3	(2)	2021	H SMITH	
27	M WARREN	3	(2)	31	C BULLOCK	14	(4)	30	M WARREN	4	(2)	31	C DAVENPORT	3	(2)	31	K ALI	2	(2)	2022	L BOWLES	
27	J LISTER	3	(2)	32	M WARREN	13	(2)	30	J LISTER	4	(2)	31	M WARREN	3	(2)	31	C BULLOCK	2	(2)			
27	L TURNBULL	3	(2)	33	S GILLARD	12	(3)	30	B ROYTHORNE	4	(2)	31	M BUCKLEY	3	(2)	31	L BLAKE	2	(2)			
34	J STEVENSON	2	(2)	34	C DAVENPORT	10	(2)	34	S SLATER	3	(2)	34	S SLATER	2	(2)	31	P MARTIN	2	(2)			
34	R REES	2	(2)	34	G HADDON	10	(2)	34	K SCHOFIELD	3	(2)	34	J STEVENSON	2	(2)	31	F HOLMES	2	(2)			
34	Ca HOLLAND	2	(2)	34	P MARTIN	10	(2)	34	L TURNBULL	3	(2)	34	R REES	2	(2)	31	G REYES-ENGLAND	2	(2)			
34	A CHATTE	2	(2)	37	S SLATER	9	(4)	37	C DAVENPORT	2	(2)	34	K ALI	2	(2)	37	S GILLARD	1	(2)			
34	C DAVENPORT	1	(2)	37	R COOK	9	(2)	37	L BLAKE	2	(2)	34	M LITHERLAND	2	(2)	37	K SCHOFIELD	1	(2)			
38	K ALI	1	(2)	39	K COOK	8	(3)	37	A CHATTE	2	(2)	39	K SCHOFIELD	1	(2)	37	G HADDON	1	(2)			
38	K COOK	1	(2)	40	J STEVENSON	6	(2)	37	P MARTIN	2	(2)	39	J BULLOCK	1	(2)	37	J STEVENSON	1	(2)			
38	R COOK	1	(2)	40	Ca HOLLAND	6	(2)	37	G REYES-ENGLAND	2	(2)	39	A HARTLEY	1	(2)	37	E HENRY	1	(2)			
38	L BLAKE	1	(2)	42	D BARKER	4	(2)	42	S GILLARD	1	(2)	39	C BULLOCK	1	(2)	37	J BULLOCK	1	(2)			
38	P MARTIN	1	(2)	42	C CLARK	4	(3)	42	E HENRY	1	(2)	39	K COOK	1	(2)	37	C CLARK	1	(2)			
38	B JEFFRIES	1	(2)	42	R HUGHES	4	(2)	42	J BULLOCK	1	(2)	39	K JACKSON	1	(2)	37	R REES	1	(2)			
38	M LITHERLAND	1	(2)	42	B BROOKS	4	(2)	42	S TAGUE	1	(2)	39	M BRADLEY	1	(2)	37	K COOK	1	(2)			
38	D PAUL	1	(2)	46	K SCHOFIELD	3	(2)	42	L CAPEWELL	1	(2)	39	J ELMORE	1	(2)	37	S TAGUE	1	(2)			
38	JJ HUGHES-DOWD	1	(2)	46	M McNULTY	3	(2)	42	M BUCKLEY	1	(2)	39	D PAUL	1	(2)	37	K JACKSON	1	(2)			
				46	K JACKSON	3	(2)	42	B JEFFRIES	1	(2)	39	S ROYTHORNE	1	(2)	37	A WATHEY	1	(2)			
				46	A WATHEY	3	(2)	42	M LITHERLAND	1	(2)	38	JJ HUGHES-DOWD	1	(2)	37	Ca HOLLAND	1	(2)			
				46	A CHATTE	3	(2)	42	J THOMPSON	1	(2)					37	M BUCKLEY	1	(2)			
				46	B JEFFRIES	3	(2)	42	J WOODHOUSE	1	(2)					37	A CHATTE	1	(2)			
				46	D PAUL	3	(2)	42	E DOYLE	1	(2)					37	M BRADLEY	1	(2)			
				46	JJ HUGHES-DOWD	3	(2)	42	JJ HUGHES-DOWD	1	(2)					37	M LITHERLAND	1	(2)			
				54	J WATSON	2	(2)									37	L TURNBULL	1	(2)			
				54	S SCHULE	2	(2)									37	J WOODHOUSE	1	(2)			
				54	E HENRY	2	(2)									37	E DOYLE	1	(2)			
				54	J BULLOCK	2	(2)									37	JJ HUGHES-DOWD	1	(2)			
				54	S TAGUE	2	(2)															
				54	M BRADLEY	2	(2)															
				54	M WESTON	2	(2)															
				54	M LITHERLAND	2	(2)															
				54	E STOTT-ZAFIROPOULOS	2	(2)															
				54	L BROOKS	2	(2)															
				54	D JACKSON	2	(2)															
				54	J THOMPSON	2	(2)															
				66	P WALKER	1	(2)															
				66	T SHARP	1	(2)															
				66	R LEY	1	(2)															
				66	A HARTLEY	1	(2)															
				66	J MOSEDALE	1	(2)															
				66	D SPENCER	1	(2)															
				66	T REES	1	(2)															
				66	M YEO MANS	1	(2)															
				66	A OXSPRING	1	(2)															
				66	L BLAKE	1	(2)															
				66	J GRATTON	1	(2)															
				66	G REYES-ENGLAND	1	(2)															
				66	S ROYTHORNE	1	(2)															
				66	J MARTINEZ	1	(2)															
				66	R HUGHES	1	(2)															

IQR Means Individual Qualifying Rounds I.E. Yellow, Green, Red and Blue Lane on a Normal Club Night



## Outright Track Record Holders After DHORC 659

### Adults

Pos	Name	Qualifying	F1	GC	F1	GC	Total
			Fastest Laps	Fastest Laps	Race Laps	Race Laps	
1	L Pateman	32	44	63	28	47	214
2	S Goodlip	19	34	10	29	17	109
3	A Smith	28	13	27	13	24	105
4	N Sismey	15	8	11	15	16	65
5	J Sismey	15	7	8	14	13	57
6	M Chadwick	12			8	9	29
7	W Lander	9	5	3	6		23
8	P Rees	2	3		11	3	19
8	A McPeake	4	3	5	7		19
10	J Tague	4	3	2	3	5	17
11	J Lymer	4	2	1	2	1	10
12	T Baldock	3	1	1	1	2	8
13	D Garbett	1	1	1	3	1	7
14	L Smith	2	1	3			6
14	A Turnbull	1	2		3		6
16	C Roythorne		2	2		1	5
17	J Neale				2	1	3
17	S Anand	1			1	1	3
17	T Chadwick		1		2		3
17	J Lamb	1		1	1		3
21	M Allsopp				2		2
21	S Lander			1	1		2
21	C Bowles	1	1				2
24	G Peach		1				1
24	D McPeake		1				1
24	J Roythorne				1		1
24	S Pank				1		1
<b>Total</b>		<b>144</b>	<b>122</b>	<b>130</b>	<b>136</b>	<b>135</b>	<b>721</b>

Note: Some Records Can Be Held By More Than One Member - Highlighted Names 2023 Members

## Outright Track Record Holders After DHORC 659

### Juniors

Pos	Name	Qualifying	F1	GC	F1	GC	Total
			Fastest Laps	Fastest Laps	Race Laps	Race Laps	
1	A Turnbull	31	22	16	34	17	120
2	R Litherland	24	21	26	14	28	113
3	J Sismey	15	15	12	11	17	70
4	A Hall	12	9	7	13	12	53
5	T Chadwick	7	6	10	7	19	49
6	AJ McPeake	10	9	4	9	4	36
7	L Bowles	11	4	4	4	7	30
8	T Measham	6	4	1	13	3	27
8	J Henry	2	9	5	9	2	27
10	J Mellor	10	4	4	2	4	24
11	H Smith	7	4	5	3	2	21
12	M Minnis	6	2	4	2	5	19
13	Z Roythorne	2	2	6		8	18
14	J Pateman	4	4	5	1	3	17
15	B Roythorne	1	1	6		2	10
16	J Lawson	1	2	2	3	1	9
16	F Holmes	1	3	2	3		9
16	C Brentnall		2	3		4	9
19	A Hughes	2	1	5			8
19	L Smith		4		4		8
21	T Pank		1	3	2		6
21	C Bowles	2	1		1	2	6
23	P Connally		1	3			4
23	R Rees	1	1	1		1	4
23	K Ashworth	1	1	1		1	4
23	L Turnbull	1	1		2		4
27	K Levers		1		1	1	3
28	P Martin		1		1		2
28	N Gull		1		1		2
30	Ca Holland			1			1
30	E Henry		1				1
30	C Clark					1	1
30	K All				1		1
30	B Brooks				1		1
30	J Elmore		1				1
30	S Roythorne			1			1
30	A Hartley			1			1
<b>Total</b>		<b>157</b>	<b>139</b>	<b>138</b>	<b>142</b>	<b>144</b>	<b>720</b>

Note: Some Records Can Be Held By More Than One Member - Highlighted Names 2023 Members

# DHORC Statistics 2023

Poles		Adult			Junior			Poles	
Records		Name	Total	2023	Name	Total	2023	Records	
<b>All Time</b>		L Pateman	123	1	L Bowles	19	1	<b>All Time</b>	
L Pateman	123	S Goodlip	87		H Smith	11		R Litherland	61
<b>Season</b>		N Sismey	85		JJ Hughes-Dowd	1		<b>Season</b>	
S Goodlip	17	A Smith	50					L Smith	21
		P Rees	18						
		D Garbett	5						
		G Peach	2						
		C Bowles	2						
		A Turnbull	1						
Race Wins		Adult			Junior			Race Wins	
Records		Name	Total	2023	Name	Total	2023	Records	
<b>All Time</b>		L Pateman	117	1	L Bowles	17	1	<b>All Time</b>	
L Pateman	117	N Sismey	85		H Smith	12		A Hall	49
<b>Season</b>		S Goodlip	83		JJ Hughes-Dowd	1		<b>Season</b>	
W Lander	16	A Smith	44					L Smith	20
		P Rees	28					A Hall	20
		D Garbett	4						
		G Peach	3						
		A Turnbull	3						
		R Litherland	2						
Fast Laps		Adult			Junior			Fast Laps	
Records		Name	Total	2023	Name	Total	2023	Records	
<b>All Time</b>		L Pateman	280		H Smith	18		<b>All Time</b>	
L Pateman	280	S Goodlip	54		L Bowles	17	1	J Sismey	59
<b>Season</b>		A Smith	53	1	JJ Hughes-Dowd	1		<b>Season</b>	
L Pateman	19	N Sismey	50					L Smith	21
A Smith	19	P Rees	12						
		D Garbett	5						
		G Peach	3						
		C Bowles	3						
		A Turnbull	2						
Race Laps		Adult			Junior			Race Laps	
Records		Name	Total	2023	Name	Total	2023	Records	
<b>All Time</b>		L Pateman	183	1	L Bowles	18	1	<b>All Time</b>	
L Pateman	183	N Sismey	90		H Smith	10		R Litherland	63
<b>Season</b>		S Goodlip	66		JJ Hughes-Dowd	1		<b>Season</b>	
W Lander	16	A Smith	57					A Hall	22
		P Rees	23						
		D Garbett	7						
		G Peach	2						
		A Turnbull	2						
		C Bowles	2						

Current Members Best Ever Position Records after DHORC 659																			
Qualifying				Final Position				Fastest Laps				Race Laps							
Pos	Adult	DHORC	Gap	Date	Pos	Adult	DHORC	Gap	Date	Pos	Adult	DHORC	Gap	Date	Pos	Adult	DHORC	Gap	Date
1	L Pateman	659	0	10-Jan-23	1	L Pateman	659	0	10-Jan-23	1	A Smith	659	0	10-Jan-23	1	L Pateman	659	0	10-Jan-23
1	A Smith	658	1	13-Dec-22	1	A Smith	658	1	13-Dec-22	1	D Garbett	657	2	13-Dec-22	1	A Smith	658	1	13-Dec-22
1	S Goodlip	653	6	08-Nov-22	1	R Litherland	652	7	18-Oct-22	1	L Pateman	655	4	29-Nov-22	1	D Garbett	657	2	13-Dec-22
1	C Bowles	647	12	09-Aug-22	1	A Turnbull	649	10	27-Sep-22	1	S Goodlip	653	6	08-Nov-22	1	C Bowles	653	6	08-Nov-22
1	P Rees	640	19	26-Apr-22	1	N Sismey	645	14	28-Jun-22	1	A Turnbull	625	34	19-Oct-22	1	S Goodlip	652	7	18-Oct-22
1	A Turnbull	635	24	22-Feb-22	1	S Goodlip	643	16	07-Jun-22	1	C Bowles	612	47	07-Nov-19	1	P Rees	649	10	27-Sep-22
1	D Garbett	625	34	19-Oct-21	1	P Rees	631	28	11-Jan-22	1	G Peach	565	94	24-Feb-18	1	N Sismey	645	14	28-Jun-22
1	N Sismey	613	46	07-Jan-20	1	D Garbett	611	48	29-Oct-19	1	N Sismey	511	148	27-Feb-16	1	A Turnbull	635	24	22-Feb-22
1	G Peach	565	94	24-Feb-18	1	G Peach	537	122	25-Feb-17	1	P Rees	497	162	30-Jun-15	1	G Peach	565	94	24-Feb-18
2	R Litherland	624	35	28-Sep-21	2	C Bowles	600	59	09-Jul-19	2	R Litherland	624	35	28-Sep-21	2	R Litherland	624	35	28-Sep-21
4	D Turnbull	658	1	13-Dec-22	3	D Turnbull	527	132	13-Sep-16	4	L Blacker	658	1	13-Dec-22	4	L Blacker	642	17	17-May-22
4	L Blacker	650	9	27-Sep-22	4	S Smith	537	122	25-Feb-17	4	D Turnbull	564	95	24-Feb-18	4	S Smith	537	122	25-Feb-17
5	S Gray	627	32	09-Nov-21	5	S Gray	627	32	09-Nov-21	6	H Smith	658	1	13-Dec-22	5	D Turnbull	596	63	09-Apr-19
7	S Smith	538	121	25-Feb-17	6	L Blacker	655	4	29-Nov-22	6	S Gray	635	24	22-Feb-22	7	S Gray	627	32	09-Nov-21
8	L Bowles	648	11	09-Aug-22	8	H Smith	657	2	13-Dec-22	7	S Smith	657	2	13-Dec-22	8	H Smith	657	2	13-Dec-22
9	JJ Hughes-Dowd	655	4	29-Nov-22	9	JJ Hughes-Dowd	655	4	29-Nov-22	9	L Bowles	648	11	09-Aug-22	9	JJ Hughes-Dowd	655	4	29-Nov-22
10	H Smith	657	2	13-Dec-22	9	L Bowles	648	11	09-Aug-22	10	JJ Hughes-Dowd	658	1	13-Dec-22	9	L Bowles	648	11	09-Aug-22
11	A Stevenson	658	1	13-Dec-22	13	D Hughes-Dowd	655	4	29-Nov-22	11	A Stevenson	655	4	29-Nov-22	11	A Stevenson	657	2	13-Dec-22
12	D Hughes-Dowd	655	4	29-Nov-22	14	A Stevenson	657	2	13-Dec-22	13	D Hughes-Dowd	656	3	29-Nov-22	15	D Hughes-Dowd	657	2	13-Dec-22
Pos	Junior	DHORC	Gap	Date	Pos	Junior	DHORC	Gap	Date	Pos	Junior	DHORC	Gap	Date	Pos	Junior	DHORC	Gap	Date
1	L Bowles	659	0	10-Jan-23	1	L Bowles	659	0	10-Jan-23	1	L Bowles	659	0	10-Jan-23	1	L Bowles	659	0	10-Jan-23
1	H Smith	658	1	13-Dec-22	1	JJ Hughes-Dowd	658	1	13-Dec-22	1	H Smith	658	1	13-Dec-22	1	JJ Hughes-Dowd	658	1	13-Dec-22
1	JJ Hughes-Dowd	655	4	29-Nov-22	1	H Smith	657	2	13-Dec-22	1	JJ Hughes-Dowd	656	3	29-Nov-22	1	H Smith	657	2	13-Dec-22
4	T Stevenson	658	1	13-Dec-22	2	T Stevenson	653	6	08-Nov-22	4	T Stevenson	659	0	10-Jan-23	5	T Stevenson	653	6	08-Nov-22

### Distance Covered In DHORC Club Championship 2023

Pos	Competitor	Class	Laps	Feet	Feet / Race	Miles	Races
1	S Goodlip	A	135.3	13,440	2,240	2.5	6
2	P Rees	A	134.0	13,311	2,218	2.5	6
3	L Pateman	A	126.5	12,566	2,513	2.4	5
4	G Peach	A	124.7	12,387	2,064	2.3	6
5	A Smith	A	119.0	11,821	2,364	2.2	5
6	R Litherland	A	115.2	11,443	2,289	2.2	5
7	S Gray	A	114.6	11,384	1,897	2.2	6
8	A Turnbull	A	113.6	11,284	2,257	2.1	5
9	N Sismey	A	110.7	10,996	2,199	2.1	5
10	C Bowles	A	108.7	10,797	2,159	2.0	5
11	D Garbett	A	107.7	10,698	2,140	2.0	5
12	L Blacker	A	104.0	10,331	2,066	2.0	5
13	D Hughes-Dowd	A	101.2	10,052	1,675	1.9	6
14	D Turnbull	A	98.6	9,794	1,959	1.9	5
15	L Bowles	J	98.4	9,774	1,955	1.9	5
16	A Stevenson	A	94.9	9,427	1,885	1.8	5
17	JJ Hughes-Dowd	J	87.7	8,712	1,742	1.6	5
18	S Smith	A	81.6	8,106	1,621	1.5	5
19	H Smith	J	76.8	7,629	1,526	1.4	5
20	T Stevenson	J	61.8	6,139	1,228	1.2	5
21	H Smith	A	17.8	1,768	1,768	0.3	1
22	JJ Hughes-Dowd	A	16.5	1,639	1,639	0.3	1
Pos	Competitor	Class	2,149.3	213,496.4	1,973.0	40.4	107

# Next Circuit



**Interlagos**



**Where Do We Race Next?**

**What Are The Records?**

**Who Has Been On The Podium?**

# Circuit History

The Autódromo José Carlos Pace, better known as **Interlagos**, is a 4.309 km (2.677 mi) motorsport circuit located in the city of São Paulo, in the neighbourhood of Interlagos. It was inaugurated on 12 May 1940, by the federal intervener Adhemar de Barros. The traditional name of the circuit and of the neighbourhood itself comes from the fact that it is located in a region between two large artificial lakes, Guarapiranga and Billings, which were built in the beginning of the 20th century to supply the city with water and electricity. In 1985 the circuit was renamed to honour the Formula 1 driver José Carlos Pace, who died in a plane crash in 1977. Attached to its facilities there is a Kart circuit named after Ayrton Senna. The circuit runs counter clockwise.

It is internationally known for hosting the Formula 1 Brazilian Grand Prix and the Lollapalooza music festival. It has hosted the Formula One Brazilian Grand Prix since 1973. It also hosted the Brazilian motorcycle Grand Prix in 1992, the Deutsche Tourenwagen Meisterschaft in 1996, the FIA GT1 World Championship in 2010, and the FIA World Endurance Championship from 2012 to 2014. As the major racetrack in the country it also hosted many previous and active national championships such as Stock Car Brasil, Campeonato Sudamericano de GT, Fórmula Truck, Copa Truck, Formula 3 Sudamericana, Brazilian Formula Three Championship, and Mil Milhas Brasil. In addition, the Prova Ciclística 9 de Julho road cycling race was held at the venue from 2002 to 2006 and from 2008 to 2013.

One of the main characteristics of Interlagos is that it was not built on flat terrain, but follows the ups and downs of hilly ground, which makes it harder to drive and demands more power from the cars' engines. The races therefore can be tough on the car and physically demanding on the drivers, especially since the circuit runs counter clockwise, where the centrifugal forces in the many hard left turns push the drivers' necks to the right, instead of left as in most of the circuits on the F1 calendar. The hilly course is also a good feature for road cycling races, which are usually held at the circuit.

Additionally to the physical aspects there is also a climate component to the venue, the region where the track is located is known for having rapid changes in weather with outbursts of rain being common, which can vary from a short lived drizzle to a torrential storm. This can add a degree of unpredictability to the races and it's classic associated with the circuit. The city of São Paulo itself where Interlagos is located is known by the nickname "Land of the Drizzle".



Rounds 2&3		Interlagos (Brazil)			Rounds 18&19		
Previous Results							
Adults				1st	2nd	3rd	
DHRC 23	04-Jan	1994	203'1"	N Sismey	J Tague	S Goodlip	
DHRC 24	28-Jan	1994	203'1"	S Goodlip	M Chadwick	N Sismey	
DHRC 25	15-Feb	1994	203'1"	J Neale	N Sismey	J Tague	
DHRC 26	08-Mar	1994	203'1"	J Tague	A Smith	J Neale	
DHRC 78	01-Apr	1997	203'1"	M Chadwick	S Goodlip	N Sismey	
DHRC 98	31-Mar	1998	203'1"	N Sismey	M Chadwick	S Goodlip	
DHRC 118	30-Mar	1999	203'1"	N Sismey	P Rees	R Seaman	
DHRC 138	28-Mar	2000	203'1"	L Pateman	M Chadwick	S Goodlip	
DHRC 249	03-May	2005	203'1"	M Chadwick	N Sismey	W Lander	
DHRC 304	16-Oct	2007	203'1"	W Lander	N Sismey	J Sismey	
DHRC 347	06-Oct	2009	203'1"	J Sismey	L Pateman	N Sismey	
DHRC 400	11-Oct	2011	203'1"	L Pateman	P Rees	S Anand	
DHRC 452	08-Oct	2013	114'0"	J Sismey	N Sismey	L Smith	
DHRC 504	13-Oct	2015	114'0"	N Sismey	P Rees	D Passell	
DHRC 548	27-Jun	2017	114'0"	S Goodlip	N Sismey	L Pateman	
DHRC 610	22-Oct	2019	114'0"	A Smith	L Pateman	P Rees	
DHRC 660	31-Jan	2023	114'0"				
DHRC 661	31-Jan	2023	114'0"				
Juniors				1st	2nd	3rd	
DHRC 23	04-Jan	1994	203'1"	M Minnis	AJ McPeake	K Schofield	
DHRC 24	28-Jan	1994	203'1"	M Minnis	AJ McPeake	J Henry	
DHRC 25	15-Feb	1994	203'1"	M Minnis	AJ McPeake	C Davenport	
DHRC 26	08-Mar	1994	203'1"	M Minnis	AJ McPeake	C Davenport	
DHRC 78	01-Apr	1997	203'1"	C Bowles	J Henry	J Stevenson	
DHRC 98	31-Mar	1998	203'1"	T Pank	C Bowles	J Stevenson	
DHRC 118	30-Mar	1999	203'1"	C Bowles	J Henry	D Barker	
DHRC 138	28-Mar	2000	203'1"	J Henry	T Pank	P Connally	
DHRC 249	03-May	2005	203'1"	T Chadwick	J Sismey	T Measham	
DHRC 304	16-Oct	2007	203'1"	C Bullock	A Hughes	M Warren	
DHRC 347	06-Oct	2009	203'1"	L Smith	K Levers	J Mellor	
DHRC 400	11-Oct	2011	203'1"	J Mellor	J Pateman	J Lister	
DHRC 452	08-Oct	2013	114'0"	A Hall	P Martin	R Litherland	
DHRC 504	13-Oct	2015	114'0"	A Hall	F Holmes	M Litherland	
DHRC 548	27-Jun	2017	114'0"	A Turnbull	F Holmes	L Turnbull	
DHRC 610	22-Oct	2019	114'0"	A Turnbull	L Turnbull	R Litherland	
DHRC 660	31-Jan	2023	114'0"				
DHRC 661	31-Jan	2023	114'0"				

Circuit Records			Lap Length 114'		
<b>Qualifying</b>	A Smith	22Oct19			
	94.2 Laps				
<b>Fastest Laps</b>					
F1	S Goodlip	22Oct19			
	7.01 Secs				
GC	L Pateman	22Oct19			
	5.45 Secs				
<b>Race Laps</b>					
F1	S Goodlip	27Jun17			
	22.4 Laps				
GC	S Goodlip	22Oct19			
	28.0 Laps				
<b>Final Points</b>					
5.0 Points	M Allsopp	27Jun17			

**DHRC 660 & 661**



Interlagos Best Off Chart 1

Qualifying					Open Wheel Race Laps					Enclosed Wheel Race Laps				
Pos	Adult	Laps	MPH	Date	Pos	Adult	Laps	MPH	Date	Pos	Adult	Laps	MPH	Date
1	A Smith	94.2	10.169	22-Oct-19	1	S Goodlip	22.4	9.673	27-Jun-17	1	S Goodlip	28.0	12.091	22-Oct-19
2	N Sismey	91.9	9.921	13-Oct-15	2	P Rees	21.6	9.327	22-Oct-19	2	L Pateman	27.9	12.048	22-Oct-19
3	S Goodlip	91.6	9.889	27-Jun-17	3	A Smith	21.5	9.284	22-Oct-19	3	A Smith	27.4	11.832	27-Jun-17
4	L Pateman	91.2	9.845	22-Oct-19	4	L Pateman	21.3	9.198	22-Oct-19	4	N Sismey	26.8	11.573	13-Oct-15
5	A Turnbull	88.2	9.522	22-Oct-19	5	N Sismey	21.0	9.068	27-Jun-17	5	J Sismey	25.4	10.968	08-Oct-13
6	P Rees	88.1	9.511	22-Oct-19	6	J Sismey	20.6	8.895	08-Oct-13	5	P Rees	25.4	10.968	22-Oct-19
7	J Sismey	87.4	9.435	08-Oct-13	7	J Lymer	20.0	8.636	27-Jun-17	7	D Passell	24.9	10.752	13-Oct-15
8	J Lymer	86.7	9.360	27-Jun-17	8	A Turnbull	19.6	8.464	22-Oct-19	7	A Turnbull	24.9	10.752	22-Oct-19
9	L Smith	84.3	9.101	08-Oct-13	9	R Blake	19.5	8.420	08-Oct-13	9	J Lymer	24.5	10.580	27-Jun-17
10	G Peach	80.6	8.701	27-Jun-17	10	D Edwards	19.4	8.377	22-Oct-19	10	J Lamb	24.4	10.536	13-Oct-15
11	R Blake	78.3	8.453	08-Oct-13	11	L Smith	19.3	8.334	08-Oct-13	10	G Peach	24.4	10.536	22-Oct-19
12	J Holmes	78.2	8.442	13-Oct-15	12	M Allsopp	19.2	8.291	27-Jun-17	12	L Smith	23.7	10.234	08-Oct-13
13	D Turnbull	78.0	8.420	22-Oct-19	13	G Peach	19.1	8.248	27-Jun-17	13	J Holmes	23.2	10.018	13-Oct-15
14	D Passell	77.8	8.399	13-Oct-15	14	D Turnbull	18.9	8.161	27-Jun-17	14	D Turnbull	22.9	9.889	22-Oct-19
15	D Edwards	76.5	8.259	22-Oct-19	15	J Tetley	18.6	8.032	13-Oct-15	15	D Edwards	22.5	9.716	22-Oct-19
16	J Tetley	76.1	8.215	13-Oct-15	15	J Holmes	18.6	8.032	27-Jun-17	15	D Garbett	22.5	9.716	22-Oct-19
17	J Lamb	75.5	8.151	13-Oct-15	17	R Masters	17.7	7.643	13-Oct-15	17	R Blake	22.4	9.673	08-Oct-13
18	D Garbett	73.5	7.935	22-Oct-19	18	D Passell	17.6	7.600	13-Oct-15	18	K Payne	21.2	9.155	08-Oct-13
19	C Roythorne	72.2	7.794	08-Oct-13	19	D Garbett	17.5	7.557	22-Oct-19	19	L Smith	20.7	8.939	13-Oct-15
20	M Allsopp	71.9	7.762	27-Jun-17	20	C Roythorne	17.2	7.427	08-Oct-13	20	J Tetley	20.5	8.852	13-Oct-15
21	R Masters	71.5	7.719	27-Jun-17	21	L Williamson	17.0	7.341	27-Jun-17	21	R Crossland	20.4	8.809	08-Oct-13
22	L Williamson	71.4	7.708	22-Oct-19	21	K Alcock	17.0	7.341	27-Jun-17	22	R Masters	20.2	8.723	27-Jun-17
23	K Payne	71.1	7.676	08-Oct-13	23	L Blacker	16.7	7.211	22-Oct-19	23	M Allsopp	20.0	8.636	27-Jun-17
24	L Blacker	70.8	7.643	22-Oct-19	24	K Payne	16.6	7.168	08-Oct-13	23	S Gray	20.0	8.636	22-Oct-19
25	R Crossland	69.5	7.503	08-Oct-13	25	J Lamb	16.5	7.125	13-Oct-15	25	L Williamson	19.7	8.507	22-Oct-19
26	L Smith	67.8	7.319	13-Oct-15	25	L Smith	16.5	7.125	13-Oct-15	26	C Roythorne	19.5	8.420	08-Oct-13
27	M Martinez	66.5	7.179	22-Oct-19	27	M Martinez	16.2	6.995	22-Oct-19	26	L Blacker	19.5	8.420	22-Oct-19
28	K Alcock	64.7	6.985	22-Oct-19	28	S Smith	15.9	6.866	27-Jun-17	28	K Alcock	19.4	8.377	27-Jun-17
29	S Gray	64.6	6.974	22-Oct-19	29	R Crossland	15.8	6.823	08-Oct-13	29	M Martinez	18.4	7.945	22-Oct-19
30	R Lawson	62.1	6.704	27-Jun-17	30	P Barber	15.5	6.693	08-Oct-13	30	R Lawson	17.5	7.557	27-Jun-17
31	J Litherland	61.0	6.585	08-Oct-13	31	T Hagues	15.0	6.477	27-Jun-17	31	J Litherland	17.3	7.470	08-Oct-13
32	S Smith	60.9	6.574	27-Jun-17	31	S Gray	15.0	6.477	22-Oct-19	32	L Elmore	16.7	7.211	13-Oct-15
33	P Barber	59.4	6.413	08-Oct-13	33	C Stannard	14.7	6.348	13-Oct-15	33	P Barber	16.5	7.125	08-Oct-13
34	C Stannard	58.0	6.261	13-Oct-15	34	J Litherland	14.6	6.305	08-Oct-13	34	S Smith	16.4	7.082	27-Jun-17
35	T Hagues	56.5	6.099	27-Jun-17	35	R Lawson	14.4	6.218	27-Jun-17	35	C Stannard	16.3	7.039	13-Oct-15
36	L Elmore	55.7	6.013	13-Oct-15	36	L Elmore	12.6	5.441	13-Oct-15	36	T Hagues	15.6	6.736	27-Jun-17
Pos	Junior	Laps	MPH	Date	Pos	Junior	Laps	MPH	Date	Pos	Junior	Laps	MPH	Date
1	R Litherland	84.3	9.101	27-Jun-17	1	A Turnbull	20.9	9.025	27-Jun-17	1	R Litherland	26.1	11.270	22-Oct-19
2	A Turnbull	82.9	8.949	22-Oct-19	2	R Litherland	18.4	7.945	27-Jun-17	2	A Turnbull	24.6	10.623	22-Oct-19
3	A Hall	76.0	8.205	13-Oct-15	3	A Hall	18.0	7.773	13-Oct-15	3	A Hall	22.6	9.759	13-Oct-15
4	L Turnbull	75.8	8.183	22-Oct-19	4	L Turnbull	17.8	7.686	27-Jun-17	4	L Turnbull	22.4	9.673	22-Oct-19
5	F Holmes	72.5	7.827	27-Jun-17	5	F Holmes	16.6	7.168	13-Oct-15	5	G Reyes-England	20.8	8.982	22-Oct-19
6	G Reyes-England	62.9	6.790	22-Oct-19	6	J Martinez	15.7	6.780	22-Oct-19	6	F Holmes	20.6	8.895	13-Oct-15
7	M Litherland	60.2	6.499	13-Oct-15	7	G Reyes-England	15.5	6.693	27-Jun-17	7	J Martinez	20.0	8.636	22-Oct-19
8	J Martinez	59.8	6.456	22-Oct-19	8	P Martin	14.7	6.348	08-Oct-13	8	L Brooks	19.9	8.593	13-Oct-15
9	H Smith	59.7	6.445	27-Jun-17	9	L Brooks	14.6	6.305	13-Oct-15	9	M Litherland	19.5	8.420	13-Oct-15
10	J Elmore	59.4	6.413	13-Oct-15	10	H Smith	14.4	6.218	27-Jun-17	10	H Smith	17.5	7.557	27-Jun-17
11	L Brooks	58.0	6.261	13-Oct-15	11	J Perry	14.2	6.132	13-Oct-15	11	P Martin	16.8	7.255	08-Oct-13
12	Ca Holland	56.9	6.143	13-Oct-15	12	J Elmore	14.0	6.045	13-Oct-15	12	J Lawson	16.7	7.211	27-Jun-17
13	M Bradley	56.1	6.056	08-Oct-13	12	M Bradley	14.0	6.045	08-Oct-13	13	Ca Holland	16.2	6.995	13-Oct-15
14	P Martin	55.7	6.013	08-Oct-13	14	Ca Holland	13.9	6.002	13-Oct-15	14	J Elmore	16.0	6.909	13-Oct-15
15	T James	53.9	5.819	13-Oct-15	14	E Jackson	13.9	6.002	13-Oct-15	15	T James	15.9	6.866	13-Oct-15
16	J Lawson	52.5	5.668	27-Jun-17	16	T James	13.7	5.916	13-Oct-15	16	D Jackson	15.5	6.693	13-Oct-15
16	D Jackson	52.5	5.668	13-Oct-15	16	H Taylor	13.7	5.916	13-Oct-15	16	D Paul	15.5	6.693	27-Jun-17
18	J Perry	51.1	5.516	13-Oct-15	18	J Hagues	13.5	5.830	27-Jun-17	18	H Taylor	15.4	6.650	13-Oct-15
19	I Bradley	50.9	5.495	08-Oct-13	19	M Litherland	13.0	5.614	13-Oct-15	19	M Bradley	15.0	6.477	08-Oct-13
20	H Taylor	50.8	5.484	13-Oct-15	20	D Jackson	12.8	5.527	13-Oct-15	20	J Hagues	14.3	6.175	27-Jun-17
21	E Jackson	50.7	5.473	13-Oct-15	21	I Bradley	12.5	5.398	08-Oct-13	21	E Jackson	14.2	6.132	13-Oct-15
22	J Hagues	50.5	5.452	27-Jun-17	22	D Paul	12.0	5.182	27-Jun-17	22	I Bradley	13.9	6.002	08-Oct-13
23	S Bowman	48.4	5.225	22-Oct-19	23	S Bowman	11.2	4.836	22-Oct-19	23	S Bowman	13.8	5.959	22-Oct-19
24	D Paul	46.3	4.998	27-Jun-17	23	J Lawson	11.2	4.836	27-Jun-17	24	J Perry	12.5	5.398	13-Oct-15
25	S Martinez	31.4	3.390	22-Oct-19	25	S Martinez	8.1	3.498	22-Oct-19	25	S Martinez	9.8	4.232	22-Oct-19

Using SRT F1

Using SRT F1

### Interlagos Best Off Chart 2

Open Wheel Fastest Laps					Enclosed Wheel Fastest Laps					Final Points			
Pos	Adult	Sec	MPH	Date	Pos	Adult	Sec	MPH	Date	Pos	Adult	PTS	Date
1	S Goodlip	7.01	11.607	22-Oct-19	1	L Pateman	5.45	14.929	22-Oct-19	1	M Allsopp	5.0	27-Jun-17
2	L Pateman	7.42	10.965	27-Jun-17	2	A Smith	5.55	14.660	22-Oct-19	2	D Edwards	4.5	22-Oct-19
3	P Rees	7.82	10.405	22-Oct-19	3	S Goodlip	5.66	14.375	22-Oct-19	3	D Turnbull	3.5	13-Oct-15
4	N Sismey	7.83	10.391	27-Jun-17	4	J Lamb	6.19	13.144	13-Oct-15	3	N Sismey	3.5	27-Jun-17
5	J Sismey	7.84	10.378	08-Oct-13	5	N Sismey	6.22	13.081	22-Oct-19	5	R Crossland	3.0	08-Oct-13
6	A Smith	7.85	10.365	22-Oct-19	6	J Sismey	6.52	12.479	08-Oct-13	5	D Passell	3.0	13-Oct-15
7	R Blake	8.10	10.045	08-Oct-13	7	A Turnbull	6.53	12.460	22-Oct-19	5	K Alcock	3.0	27-Jun-17
8	L Smith	8.16	9.971	08-Oct-13	8	P Rees	6.58	12.365	22-Oct-19	5	P Rees	3.0	22-Oct-19
8	G Peach	8.16	9.971	22-Oct-19	9	G Peach	6.67	12.198	22-Oct-19	5	L Blacker	3.0	22-Oct-19
10	A Turnbull	8.19	9.934	22-Oct-19	10	L Smith	6.75	12.054	08-Oct-13	10	G Peach	2.5	08-Oct-13
11	D Edwards	8.21	9.910	27-Jun-17	11	J Lymer	6.76	12.036	22-Oct-19	10	J Lamb	2.5	13-Oct-15
12	L Smith	8.37	9.721	13-Oct-15	12	D Passell	6.78	12.001	13-Oct-15	12	J Sismey	2.0	08-Oct-13
13	J Lymer	8.43	9.652	27-Jun-17	13	R Blake	6.85	11.878	08-Oct-13	12	S Goodlip	2.0	27-Jun-17
14	M Allsopp	8.45	9.629	27-Jun-17	14	D Turnbull	6.91	11.775	22-Oct-19	12	A Smith	2.0	22-Oct-19
15	J Holmes	8.49	9.583	13-Oct-15	15	D Edwards	6.96	11.690	22-Oct-19	15	R Blake	1.5	08-Oct-13
15	D Garbett	8.49	9.583	22-Oct-19	16	D Garbett	6.98	11.657	22-Oct-19	15	K Payne	1.5	08-Oct-13
17	J Tetley	8.54	9.527	13-Oct-15	17	J Holmes	7.06	11.525	13-Oct-15	15	J Litherland	1.5	08-Oct-13
18	L Williamson	8.57	9.494	22-Oct-19	18	M Allsopp	7.19	11.316	27-Jun-17	15	L Pateman	1.5	13-Oct-15
19	L Blacker	8.77	9.277	22-Oct-19	19	K Alcock	7.23	11.254	22-Oct-19	15	L Smith	1.5	13-Oct-15
20	K Payne	8.81	9.235	08-Oct-13	20	J Tetley	7.26	11.207	13-Oct-15	15	L Williamson	1.5	13-Oct-15
21	R Masters	8.94	9.101	13-Oct-15	21	L Smith	7.39	11.010	13-Oct-15	15	J Holmes	1.5	27-Jun-17
22	K Alcock	8.96	9.081	27-Jun-17	22	L Blacker	7.43	10.951	22-Oct-19	15	D Garbett	1.5	22-Oct-19
23	D Passell	9.06	8.981	13-Oct-15	23	R Masters	7.57	10.748	27-Jun-17	23	L Smith	1.0	08-Oct-13
24	C Roythorne	9.13	8.912	08-Oct-13	24	R Crossland	7.64	10.650	08-Oct-13	23	J Tetley	1.0	13-Oct-15
25	D Turnbull	9.27	8.777	13-Oct-15	25	L Williamson	7.77	10.471	22-Oct-19	23	R Masters	1.0	13-Oct-15
26	J Lamb	9.47	8.592	22-Oct-19	26	K Payne	7.95	10.234	08-Oct-13	23	C Stannard	1.0	13-Oct-15
27	M Martinez	9.70	8.388	22-Oct-19	27	J Litherland	7.99	10.183	08-Oct-13	23	J Lymer	1.0	08-Oct-13
28	R Crossland	9.80	8.302	08-Oct-13	28	C Roythorne	8.00	10.170	08-Oct-13	23	P Barber	1.0	08-Oct-13
28	J Litherland	9.80	8.302	08-Oct-13	29	S Gray	8.06	10.095	22-Oct-19	29	C Roythorne	0.5	08-Oct-13
30	S Smith	9.97	8.161	27-Jun-17	30	L Elmore	8.54	9.527	13-Oct-15	29	A Turnbull	0.5	22-Oct-19
31	T Hagues	10.14	8.024	27-Jun-17	31	M Martinez	8.57	9.494	22-Oct-19	29	S Gray	0.5	22-Oct-19
32	S Gray	10.18	7.992	22-Oct-19	32	R Lawson	8.77	9.277	27-Jun-17	32	R Lawson	0.0	27-Jun-17
33	C Stannard	10.33	7.876	13-Oct-15	33	T Hagues	9.10	8.941	27-Jun-17	32	S Smith	0.0	27-Jun-17
34	R Lawson	10.34	7.869	27-Jun-17	34	S Smith	9.27	8.777	27-Jun-17	32	T Hagues	0.0	27-Jun-17
35	L Elmore	10.78	7.548	13-Oct-15	35	P Barber	9.56	8.511	08-Oct-13	32	M Martinez	0.0	27-Jun-17
36	P Barber	10.85	7.499	08-Oct-13	36	C Stannard	9.88	8.235	13-Oct-15	32	L Elmore	0.0	13-Oct-15
Pos	Junior	Sec	MPH	Date	Pos	Junior	Sec	MPH	Date	Pos	Junior	PTS	Date
1	A Hall	8.17	9.959	13-Oct-15	1	R Litherland	6.25	13.018	22-Oct-19	1	P Martin	3.5	08-Oct-13
2	A Turnbull	8.44	9.640	27-Jun-17	2	A Turnbull	6.37	12.773	27-Jun-17	2	L Brooks	3.0	13-Oct-15
3	R Litherland	8.61	9.450	27-Jun-17	3	L Turnbull	6.95	11.707	22-Oct-19	2	H Taylor	3.0	13-Oct-15
4	J Martinez (C)	8.69	9.363	22-Oct-19	4	G Reyes-England	7.05	11.541	22-Oct-19	2	M Litherland	3.0	13-Oct-15
5	L Brooks	8.87	9.173	13-Oct-15	5	M Litherland	7.07	11.508	13-Oct-15	2	L Turnbull	3.0	27-Jun-17
6	F Holmes	8.91	9.132	13-Oct-15	6	A Hall	7.43	10.951	13-Oct-15	6	T James	2.5	13-Oct-15
7	L Turnbull	9.00	9.040	27-Jun-17	7	J Martinez (C)	7.45	10.921	22-Oct-19	6	J Hagues (C)	2.5	27-Jun-17
8	Ca Holland	9.41	8.646	13-Oct-15	8	L Brooks	7.65	10.636	13-Oct-15	6	J Martinez (C)	2.5	22-Oct-19
9	D Jackson	9.63	8.449	13-Oct-15	9	F Holmes	7.70	10.567	13-Oct-15	9	A Hall	2.0	08-Oct-13
10	P Martin	9.67	8.414	08-Oct-13	10	D Paul	7.78	10.458	27-Jun-17	9	A Turnbull	2.0	27-Jun-17
11	J Hagues (C)	9.71	8.379	27-Jun-17	11	J Elmore	8.13	10.008	13-Oct-15	11	I Bradley	1.5	08-Oct-13
12	M Bradley	9.85	8.260	08-Oct-13	12	H Taylor	8.22	9.898	13-Oct-15	11	F Holmes	1.5	13-Oct-15
13	J Perry	9.92	8.202	13-Oct-15	13	Ca Holland	8.28	9.826	13-Oct-15	11	Ca Holland	1.5	13-Oct-15
14	H Smith (C)	10.03	8.112	27-Jun-17	14	H Smith (C)	8.55	9.516	27-Jun-17	11	D Jackson	1.5	13-Oct-15
15	M Litherland	10.04	8.104	13-Oct-15	15	P Martin	8.89	9.152	08-Oct-13	11	E Jackson	1.5	13-Oct-15
16	D Paul	10.05	8.096	27-Jun-17	16	T James	9.07	8.971	13-Oct-15	11	R Litherland	1.5	13-Oct-15
17	E Jackson	10.32	7.884	13-Oct-15	17	J Perry	9.12	8.921	13-Oct-15	11	G Reyes-England	1.5	27-Jun-17
18	J Lawson (C)	10.38	7.838	27-Jun-17	18	D Jackson	9.25	8.796	13-Oct-15	18	M Bradley	1.0	08-Oct-13
19	J Elmore	10.63	7.654	13-Oct-15	19	J Lawson (C)	9.37	8.683	27-Jun-17	18	H Smith (C)	1.0	27-Jun-17
20	G Reyes-England	10.69	7.611	27-Jun-17	20	M Bradley	9.70	8.388	08-Oct-13	18	J Lawson (C)	1.0	27-Jun-17
21	T James	10.80	7.534	13-Oct-15	21	J Hagues (C)	9.95	8.177	27-Jun-17	18	J Perry	1.0	13-Oct-15
22	S Bowman	11.21	7.258	22-Oct-19	21	S Bowman	9.95	8.177	22-Oct-19	18	S Bowman	1.0	22-Oct-19
23	I Bradley	11.37	7.156	08-Oct-13	23	E Jackson	10.55	7.712	13-Oct-15	23	S Martinez	0.5	22-Oct-19
24	H Taylor	11.42	7.125	13-Oct-15	24	I Bradley	10.95	7.430	08-Oct-13	23	D Paul	0.5	27-Jun-17
25	S Martinez	14.24	5.714	22-Oct-19	25	S Martinez	12.16	6.691	22-Oct-19	23	J Elmore	0.5	13-Oct-15

Using SRT F1



## LEXAN BODY CATALOGUE

### Legends

SWB = 38mm (1.5")  
between axle centres

LWB = 41mm (1.6")  
between axle centres



AC Cobra  
Convertible  
LWB



Acura NSX  
GT3 2017  
LWB  
30mm Clip



Alfa Romeo 155  
Touring Car  
LWB  
29mm Clip



Alfa Romeo  
BTCC  
LWB  
30mm Clip



Alfa Romeo  
TZ3 Corsa  
SWB  
29mm Clip



Aston Martin  
Vantage GT3  
LWB



Audi  
R8LMS GT3  
LWB



Audi S3  
BTCC  
LWB  
27mm Clip



Austin  
Mini Cooper  
SWB  
28mm Clip



Bentley  
Continental GT3  
LWB  
30mm Clip














BMW  
320i Turbo Grp5  
SWB  
27mm Clip




BMW 1 Series  
BTCC  
LWB  
29mm Clip








































BMW  
M1  
SWB  
30mm Clip

			
BMW M3 GT2 LWB 27mm Clip	BMW Z4 GT3 LWB	BMW Z8 Convertible LWB 30mm Clip	Bugatti EB110 SWB 32mm Clip
			
Bugatti Veyron LWB 31mm Clip			
			
Chevrolet Nastruck LWB 30mm Clip	Chevron B19 SWB or LWB 29mm Clip	Corvette C5r GT SWB 30mm Clip	Corvette C7r GT 2017 LWB 31mm Clip
			
Corvette C8r GT3 LWB	Corvette Daytona Prototype SWB 30mm Clip	Corvette 1969 Stingray SWB 30mm Clip	
			
Datsun 240Z SWB 27mm Clip	Datsun Fairlady 2000 LWB 26mm Clip	Dodge Challenger LWB 31mm Clip	
















			
Ferrari 250 gt Berlinetta Lusso SWB 30mm Clip	Ferrari 250 GTO LWB 29mm Clip	Ferrari 308 GTb LWB 28mm Clip	Ferrari 365 GTb Daytona SWB 28mm Clip
			
Ferrari 488 Gte LWB 29mm Clip	Ferrari 512 LM SWB or LWB 29mm Clip	Ferrari 575 GTc LWB 30mm Clip	Ferrari 612 Can-Am SWB 32mm Clip
			
Ferrari F40 SWB 32mm Clip	Ferrari Testarossa SWB 32mm Clip	Ford Capri SWB 30mm Clip	Ford Escort SWB 29mm Clip
			
Ford Custom Van LWB 30mm Clip	Ford Focus RS BTCC LWB 29mm Clip	Ford 2006 GT LWB 29mm Clip	Ford 2016 GT LWB Body Pins Only
			
Ford GT40 SWB 29mm Clip	Ford 2005 Mustang LWB 27mm Clip		

			
Honda Civic BTCC LWB 28mm Clip	Honda Integra LWB 28mm Clip	Honda S2000 SWB 26mm Clip	
			
Jaguar D Type LWB 30mm Clip	Jaguar XJ 220 LWB 32mm Clip	Jaguar XJR 5 (Grp 44) SWB 32mm Clip	Jaguar XJR 9 (Grp C) SWB or LWB 33mm Clip
			
Jaguar XKR GT3 LWB 30mm Clip			Koenigsegg CCX LWB 30mm Clip
			
Lamborghini Contach SWB 29mm Clip	Lamborghini Huracan GT3 LWB 32mm Clip	Lamborghini Miura Concept LWB 30mm Clip	Lamborghini Miura Jota SWB 28mm Clip
			
Lancia LC2 SWB 31mm Clip	Lotus Elise LWB 27mm Clip	Lotus Espirit LWB	Lotus Europa LWB 31mm Clip

			
Matchbox Hi-Tailer LWB 33mm Clip	Mazda 787b (Grp C) LWB 30mm Clip	Mazda RX7 SWB 27mm Clip	McLaren F1 GTr LWB
			
McLaren MP4 12C GT3 LWB 28mm Clip	Mercedes Gullwing 300SL SWB	Mercedes 300SLR LWB	Mercedes CLK GTB LWB 30mm Clip
			
Mercedes DTM Car LWB 30mm Clip	MG 6GT BTCC LWB 28mm Clip	Mini Mini Cooper LWB 27mm Clip	Morris Minor LWB 27mm Clip
			
Mustang 1967 GT 500 SWB 30mm Clip	Mustang Mach 1 SWB 30mm Clip		
			
Nascar  SWB 32mm Clip	Nissan 300ZX SWB 31mm Clip	Nissan March 86G Gtp SWB or LWB 30mm Clip	Nissan R390 GT LWB 32mm Clip

			
Nissan 1989 R89C LWB 32mm Clip	Nissan 1977 Skyline GT-R LWB 27mm Clip	Nissan R32 Skyline SWB 30mm Clip	Nissan Grp C SWB 32mm Clip
			
Pagani Huayra LWB 29mm Clip	Pagini Zonda C12 LWB 30mm Clip	Panoz 1999 LMP-1 LWB 32mm Clip	Peugeot 905 Grp C SWB or LWB 31mm Clip
			
Pontiac 1977 Firebird LWB 30mm Clip	Porsche 908 SWB 29mm Clip	Porsche 910 LWB 32mm Clip	Porsche 911 GT3 SWB 27mm Clip
			
Porsche 911 Turbo RSR GT3 LWB 28mm Clip	Porsche 917 SWB or LWB 31mm Clip	Porsche 934 Turbo RSR SWB 26mm Clip	Porsche 935 Turbo SWB 28mm Clip
			
Porsche 956 Grp C SWB 31mm Clip	Porsche 959 SWB 29mm Clip	Porsche 962 Grp C LWB 32mm Clip	



			
Renault Clio Cup Car LWB 30mm Clip	Renault Clio V6 LWB 29mm Clip	Renault Megane Trophy LWB 30mm Clip	Renault RS01 GT LWB 28mm Clip
			
Saleen S7 LWB	Sauber Mercedes C11 Grp C SWB or LWB 32mm Clip	Shadow MK 11a LWB 31mm Clip	Shelby Cobra Daytona Coupe SWB 31mm Clip
			
Subaru Levorg BTCC LWB 28mm Clip			
			
Toyota 88C-V Grp C SWB or LWB 32mm Clip	Toyota GT-One LWB	Triumph TR7 LWB 28mm Clip	TVR Sagaris LWB
			
Wiesmann GT MF5 SWB or LWB			Zakspeed Grp 5 Capri SWB or LWB 30mm Clip

# Where is DHORC?

Derby HO Racing Club 

[www.dhorc.co.uk](http://www.dhorc.co.uk)

# dhorc

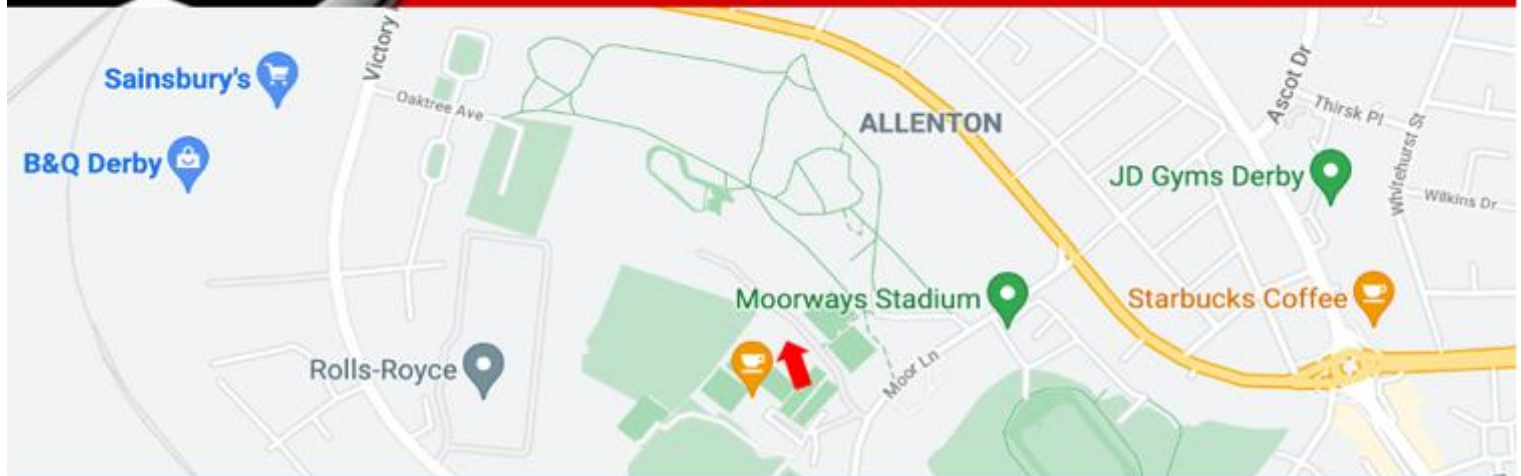
Home of HO Le Mans

TOMY AFX  
TYCO

Derby H:O Racing Club  
A Record Breaking Club




[www.dhorc.co.uk](http://www.dhorc.co.uk)



## DHORC's Club Room

DERBY LEISURE  
& EVENTS VENUE



## Derby Leisure Ltd Table Tennis Room

Derby Leisure Ltd,  
Moor Lane, Allenton  
Derby, DE24 9HY

Derby HO Racing Club 

[www.dhorc.co.uk](http://www.dhorc.co.uk)

# dhorc

Home of HO Le Mans

Carrera  
DIGITAL

Nick Sismey  
[sismey80@hotmail.co.uk](mailto:sismey80@hotmail.co.uk)  
07984 339192