

Visit dhorc.co.uk or Find us on **facebook**

Derby HO Racing Club 

www.dhorc.co.uk

dhorc

Home of HO Le Mans

TOMY AFX
TYCO

Club Night

660

Round 02

Interlagos - GC

31Jan23



Race on Sat - 04Feb23
3pm - 7pm

Donington Park
Circuit

Lockington & Hemington
Village Hall,
Hemington Lane,
Derby (DT4 9B)

Prizes for
Most Laps
In **2** Mins
Adults & Junior

Proceeds to **PTFA**
Hemington Primary
School

£1

"Scalextric" Licensed bar, tea, coffee and snacks available

ADULTS

- 01 A SMITH
- 02 S GOODLIP
- 03 A TURNBULL

JUNIORS

- 01 L BOWLES
- 02 E DOYLE
- 03 JJ HUGHES-DOWD

This Week: Two New Members – Lockington & Hemington Event

History and Key Facts

HO Club founded on 7 July 1992

- DHORC: Derby HO Racing Club ("HO" Is The Scale = 1/64th)
- Section of Derby Leisure & Events Venue, open to all!
- Home of world famous international Le Mans 24 Hour race.
- Smaller scale version of Scalextric, once set up works all night!
- Four and eight lane circuits
- Computerised timing
- Statistics for every meeting and every member since July 1992
- Over 20 race meetings each year
- 50+ circuit designs, up to 567 feet in length
- Eight-lane routed DHORCingham oval
- Two car categories – Tyco open wheel (F1)
 - Tomy SGP, BSRT, VSR enclosed wheel (GC)



Carrera Digital Club 1st race 18 January 2022

- 1/32nd Carrera Digital DTM & GT Cars
- 12+ Evenings a year, minimum 3x15-minute races per driver per evening.
- 7 circuits, 2 Evenings per circuit
- Full computerised timing and stats through SmartRace App



The Club Nights and Magazine Coverage

HO

- Racing starts between 18:45 and 19:00 hours – Finished by 21:30 hours
- Minimum of four 3-minute qualifying races & one Final (F1 or GC) for each member
- Championship points for all members
- Race report, news, photos and stats included in HO Magazine

Carrera Digital

- Racing starts between 18:00 and 18:15 hours – Finished by 21:30 hours
- Race report, news, photos and stats included in Carrera Magazine
- Championship points for all members

- Rules & regulations booklet covering all the DHORC rules produced each year
- Great family atmosphere, a help-all culture

Membership Fees, Car Costs and Prizes

- Adult £30 and junior (under 16) £15 for HO & Carrera, £40/£20 combined
- Only £50 Total expenditure for two cars HO Cars, £65 for one Carrera car
- All cars and spares can be bought at club
- Adult, Masters (over 56), Junior (16 & under) Championships

Championship Trophies presented at 1st Evening of following year





Editorial 660



Welcome to our two new Members! It was great to see both **Denis Latham** and **Ellis Woodhouse** (See Page 5) join the fray on Tuesday night taking our HO Membership to 27 for the year. With the 16 sole Carrera Digital Members that takes us up to a very healthy 42 Members! We will probably reach a maximum of 30 HO Members this year which means with the new cut off of 20 racers for single Finals we will run more single Final evenings than double. While double Finals are fun we only added them after 30 years as numbers were dropping to around the 15 mark per night. Single Finals have always been the norm thanks to us maintaining so many Members.

Our second Corporate evening was held on Saturday 04Feb23 at the Lockington and Hemington Village Hall (See Page 7) to raise funds for the Hemington Primary School. Thanks to **Andrew Thompson** for inviting us and the help provided by him, son **Jamie Thompson**, **Stuart Gray** and **Phil Rees** for setting up and running the track. Andrew was very pleased with the number of people who ran on the track.

Thanks also to **John Lamb** for helping us return all the equipment to the Table Tennis Room that night and for doing a great job tidying up our DHORC cupboard!

Congratulations to our winners on Tuesday night, **Angus Smith** for taking victory in the Adults and Masters, and to **Lewis Bowles** for the Juniors win.

Finally welcome back Members Andrew, Jamie, **Ella Doyle**, **Andrew Woodhouse** and **Jenson Woodhouse**

Nick Sismey



Front Cover: One of 24 Qualifying races gets underway at Interlagos

DHORC		Committee...2023		DHORC	
Chairman / Treasurer	Nick Sismey	M 07984 339 192	sismey80@hotmail.co.uk		
Vice Chairman	Phil Rees	M 07912 378 652	dhorcman.p.r@ntlworld.com		
Secretary	Laura Edwards	M 07501 217 254	laurabubbles07@hotmail.co.uk		
Spares	Geoff Peach	M 07443 585 902	geoff@geoffpeach.com		
Race Control	Liam Smith	M 07477 698 158	liam-smith-93@hotmail.co.uk		
Race Control	Darryn Mutch	M 07954 741 677	darrynmutch@live.co.uk		
Scrutineer	Dean Garbett	M 07964 854 084	garbettd@sky.com		
Carrera Digital Scrutineer	Angus Smith	M 07591 813 431	angus@angussmith500.plus.com		
Carrera Digital	John Lamb	M 07758 917 497	john.lamb22@ntlworld.com		
Carrera Digital	Steve White	M 07859 999 480	wslotcarsteve@gmail.com		

ROLLS-ROYCE SLOT CAR MAGAZINE IS PUBLISHED AND COPYRIGHT 2023 BY DHORC, AND NO PORTION MAY BE REPRODUCED OR TRANSMITTED WITHOUT WRITTEN PERMISSION, AND MAY CONTAIN ARTICLES AND GRAPHICS REPRINTED WITH THE PERMISSION OF THE ORIGINAL COPYRIGHT HOLDER, WHO RETAINS ALL RIGHTS,

Contents.....660

Page	Details
003	Editorial
004	Contents
005	News & Views Including..... <ol style="list-style-type: none">1. Acknowledgements2. Welcome to DHORC New Members Denis & Ellis3. Coveted Wooden Spoon goes to Andrew4. Hemington Primary School event - Sat 04Feb235. Former 1990s Member Steve Minnis at Lockington
006	2023 Calendar
008	2023 Winners & Continuous Club Night Attendance Records
010	DHORC Official Clothing
011	Slot Cars & Spares
012	Razorlite Lexans HO
013	Race Report – Interlagos – 31st January 2023 - Round 02 of 30 Including..... Page 22 - Race Results Page 30 - Best Results Page 38 - Championship Tables
047	Members' Statistics
060	Next Race - Cadwell Park – 21st February 2023 - Rounds 03 & 04 of 30
065	Razorlite Lexans HO Catalogue



SLOT CARS DIRECT
UK's HO 1/64th Slot Car Specialist
We specialize in Tom's AFX, Viper Scale Racing
and Bulldog Racing Products.



Viper Scale Racing

News & Views.....660

1. Acknowledgements for DHORC 660

Phil Rees	Parc Ferme & Everything Else	Dean Garbett	Packing Away
Angus Smith	Setting Up & Packing Away	Lewis Blacker	Packing Away
Stuart Gray	Setting Up & Packing Away	Adam Turnbull	Packing Away
John Lamb	Setting Up	Lewis Bowles	Packing Away
Dan Turnbull	Race Control & Packing Away	Steve Smith	Packing Away
Darryn Mutch	Race Control & Packing Away	Denis Latham	Packing Away
Geoff Peach	Car Preparation & Spares	Harry Smith	Packing Away
Simon Goodlip	Packing Away	Chris Bowles	Packing Away
Lee Pateman	Packing Away	JJ Hughes-Dowd	Packing Away
Dan Hughes-Dowd	Packing Away		

2. Welcome to DHORC New Members Denis & Ellis

A big DHORC welcome to our newest Members **Denis Latham** and **Ellis Woodhouse**.

Denis, a work colleague of **Chris Bowles**, came along to our first Club Night of the year on 10Jan31 running as a Non-Member. We were pleased to see him become our 175th Adult Member on Tuesday night.

Four year old (yes four years old!) Ellis ran as a Non-Member at our 9Aug22 Club Nights along with new Members dad Andrew and brother Jenson. Unfortunately they couldn't make any other evenings until Tuesday night. Fortunately two Members turned into three at Interlagos with Ellis holding his own. It will be great to see him racing against **Timmy Stevenson** in future races!



Denis Latham



Ellis Woodhouse




Derby HO Racing Club
www.dhorc.co.uk
Home of HO Le Mans

Calendar 2023



Derby HO Racing Club
www.dhorc.co.uk
Home of HO Le Mans

Day	Date	Location	Round	Round	Track	
Tuesday	10-Jan	Table Tennis Room	1 (F1)		Miami (NEW)	
Thu-Sun	12-15-Jan	NEC	Corporate		Autosport International Racing Car Show	
Tuesday	31-Jan	Table Tennis Room	2 (GC)		Interlagos	
Saturday	04-Feb	Lockington Village Hall	Corporate		Charity Event	
Tuesday	21-Feb	Table Tennis Room	3 (F1)	4 (GC)	Cadwell Park	
Tuesday	14-Mar	Table Tennis Room	5 (F1)	6 (GC)	Monaco	
Tuesday	04-Apr	Table Tennis Room	7 (F1)	8 (GC)	Long Beach	
Sat/Sun	22/23Apr	Donington Park	Corporate		BTCC (Provisional)	
Tuesday	02-May	Table Tennis Room	9 (F1)	10 (GC)	Zandvoort	
Tuesday	16-May	Table Tennis Room	11 (F1)	12 (GC)	Nashville	
Sat/Sun	27/28May	Donington Park	Corporate		British GT	
Tuesday	06-Jun	Table Tennis Room	13 (F1)	14 (GC)	Donington Park	
Tuesday	27-Jun	Table Tennis Room	15 (F1)	16 (GC)	Miami	
Tuesday	18-Jul	Table Tennis Room	17 (F1)	18 (GC)	Interlagos	
Tuesday	08-Aug	Table Tennis Room	19 (F1)	20 (GC)	Cadwell Park	
Sat/Sun	12/13Aug	Donington Park	Corporate		Convoy in the Park	
Sunday	20-Aug	Donington Park	Corporate		Tunerfest	
Sat/Sun	26/27Aug	Donington Park	Corporate		BTCC (Provisional)	
Tuesday	12-Sep	Table Tennis Room	21 (F1)	22 (GC)	Monaco	
Tuesday	03-Oct	Table Tennis Room	23 (F1)	24 (GC)	Long Beach	
Sat/Sun	21/22Oct	Donington Park	Corporate		British GT	
Tuesday	24-Oct	Table Tennis Room	25 (F1)	26 (GC)	Zandvoort	
Tuesday	14-Nov	Table Tennis Room	27 (F1)	28 (GC)	Nashville	
Tuesday	28-Nov	Table Tennis Room	29 (F1)	30 (GC)	Donington Park	



Derby HO Racing Club
www.dhorc.co.uk
Home of HO Le Mans





Derby HO Racing Club
www.dhorc.co.uk
Home of HO Le Mans



Day	Date	Location	Rounds*	Track	
Tuesday	03-Jan	Table Tennis Room	Test Night	Imola	
Tuesday	17-Jan	Table Tennis Room	1 2 3	Imola (New)	
Tuesday	07-Feb	Table Tennis Room	4 5 6	Imola	
Tuesday	14-Feb	Table Tennis Room	Test Night	Paul Ricard	
Saturday	18-Feb	Table Tennis Room	DISCA/DHORC	Sebring 3 Hours - Oxigen/Carrera GT4	
Tuesday	07-Mar	Table Tennis Room	7 8 9	Paul Ricard (New)	
Tuesday	28-Mar	Table Tennis Room	Test Night	Road Atlanta	
Tuesday	18-Apr	Table Tennis Room	10 11 12	Paul Ricard	
Tuesday	09-May	Table Tennis Room	13 14 15	Road Atlanta (New)	
Friday	02-Jun	Table Tennis Room	Test Night	Le Mans	
Saturday	03-Jun	Table Tennis Room	16 17 18 19 20 21	Le Mans (New)	
Tuesday	13-Jun	Table Tennis Room	22 23 24	Road Atlanta	
Tuesday	20-Jun	Table Tennis Room	Test Night	Brands Hatch	
Tuesday	04-Jul	Table Tennis Room	25 26 27	Brands Hatch (New)	
Tuesday	01-Aug	Table Tennis Room	28 29 30/31	Brands Hatch	
Tuesday	19-Sep	Table Tennis Room	33 34 35	Sakhir	
Tuesday	10-Oct	Table Tennis Room	35 36 37/38	Sakhir	
Tuesday	07-Nov	Table Tennis Room	39 40 41	Daytona Sports Car Course	
Saturday	25-Nov	Table Tennis Room	DISCA/DHORC	Fuji 6 Hours - Oxigen/Carrera WEC	
Tuesday	12-Dec	Table Tennis Room	42 43 44	Daytona Sports Car Course	

Key: 20 or less HO racers then double finals, 21 and above then single finals

* Could be more than three Digital Rounds on a night, depending on attendance.

Note: 75% of HO Rounds count towards DHORC Championship which equals 23

Note: 75% of Digital Rounds count towards Carrera Championship which equals 32

3. Coveted Wooden Spoon goes to Andrew

Our final 2022 award, the coveted Wooden Spoon was presented to **Andrew Thompson** by Vice Chairman **Phil Rees** on Tuesday night. Being the one to attend the most "Early Finals" for the year Andrew was bound to come up trumps!



4. Hemington Primary School event – Sat 04Feb23

Talking of **Andrew Thompson**, thank you so much to Andrew for inviting us to run a 6-lane Donington Park track at Lockington and Hemington Village Hall in aid of Hemington Primary School. And thank you to **Stuart Gray, Phil Rees, 1990s DHORC Member Steve Minnis, Nick Sismey**, together with **Andrew** and **Jamie Thompson** for helping with the event. We never stopped from 15:00 hours to 19:00 hours adding plenty to the school's coffers with over 260 racers.



Winners 2023

F1 Qualifies on **Yellow & Red**, GC on **Green & Blue** Lanes up to Round 14

Day	Date	Rnd	Track	Final	Adults	Masters	Juniors	Wooden
Tue	10-Jan	1	Miami	F1	L Pateman	A Smith	L Bowles	A Stevenson
Tue	31-Jan	2	Interlagos	GC	A Smith	A Smith (2)	L Bowles (2)	A Woodhouse
Tue	21-Feb	3	Cadwell Park	F1				
Tue	21-Feb	4	Cadwell Park	GC				
Tue	14-Mar	5	Monaco	F1				
Tue	14-Mar	6	Monaco	GC				
Tue	04-Apr	7	Long Beach	F1				
Tue	04-Apr	8	Long Beach	F1				
Tue	02-May	9	Zandvoort	GC				
Tue	02-May	10	Zandvoort	GC				
Tue	16-May	11	Nashville	F1				
Tue	16-May	12	Nashville	GC				
Tue	06-Jun	13	Donington Park	F1				
Tue	06-Jun	14	Donington Park	GC				
Tue	27-Aug	15	Miami	F1				
Tue	27-Aug	16	Miami	GC				
Tue	18-Jul	17	Interlagos	F1				
Tue	18-Jul	18	Interlagos	GC				
Tue	08-Aug	19	Cadwell Park	F1				
Tue	08-Aug	20	Cadwell Park	GC				
Tue	12-Sep	21	Monaco	F1				
Tue	12-Sep	22	Monaco	GC				
Tue	03-Oct	23	Long Beach	F1				
Tue	03-Oct	24	Long Beach	F1				
Tue	24-Oct	25	Zandvoort	GC				
Tue	24-Oct	26	Zandvoort	GC				
Tue	14-Nov	27	Nashville	F1				
Tue	14-Nov	28	Nashville	GC				
Tue	28-Nov	29	Donington Park	F1				
Tue	28-Nov	30	Donington Park	GC				

Race Winners

Adults

Angus Smith
Adults

Masters

Angus Smith
Masters

Juniors

Lewis Bowles
Juniors

Wooden

Andrew Woodhouse
Wooden

Continuous Club Night Attendance Records

Members below have built up ten or more continuous Club Night attendances, including DHORC 660:-

Nick Sismey	209 Club Nights	Phil Rees	47	Lewis Blacker	32
Stuart Gray	30	Angus Smith	27	Dan Turnbull	24
Dean Garbett	10	Dan Hughes-Dowd	10	JJ Hughes-Dowd	10

Record Continuous Club Night Attendance Nick Sismey 209

Record Continuous Evening Attendance Nick Sismey 189

Record Continuous Club Night Attendance from 1st Race Martin Allsopp 131



Congratulations to **Finn Whitt** for taking the Adult win and **Xander Collis** the Juniors

5. Former 1990s Member Steve Minnis at Lockington

It was great to see former DHORC Member **Steve Minnis** on Saturday. Steve raced in 67 Club Nights between 06Oct92 and 19Nov96 with a best finish of fourth. His son, **Mike Minnis**, won the Junior Championship in 1993 and 1994. He now has a family and lives in Chicago, USA.



Derby HO Racing Club



Home of HO Le Mans *Sponsored by* HARDEN CREEK SLOTCARS

Official Clothing



Please contact Nick Sismey



Slot Cars & Spares



Open Wheel (F1)

Chassis	£10.00
Car (+ £7.5 if Painted)	£15.00
Resin Shell (+ £7.5 if Painted)	£6.00
Pickup Shoes (Pair)	£1.00
Pickup Springs	£0.25
Pinion Gear	£1.00
Front Tyres (Pair)	£1.50
Front Axle	£2.00
Brush Springs (Pair)	£1.00
Brushes (Pair)	£1.00
Motor Magnets (Pair)	£2.45
Bulkhead	£5.00
Armature	£4.00
Crown Gear	£2.00
Rear Tyres (Pair)	£2.00
Rear Axle	£3.00
Guide Pins	£1.00
Traction Magnets (Pair)	£2.00
Brush Tubes (Pair)	£2.00



Enclosed Wheel (GC)

#902 G3 or VSR Chassis	£30.00 (1st one £20)
Wet Weather V-Jet	£31.50
Painted Lexan Body	£7.50+
#250B G3 Pickup Shoes (Pair)	£1.00
Pickup Springs	£0.25
#417 7T Delrin Pinion Gear	£1.00
SGP Black Pinion	£0.30
#950 G3 Front Tyres (Pair)	£1.50
Front Axle, Wheels and Tyres	£4.00
Rear Axle and Washer	£5.50
Rear Double Flanged Hubs (Pair)	£3.50
#925 G3 Endbell	£6.00
Armature	£4.00
24T Delrin Crown Gear	£2.00
Spacer washer	£0.25
22T VSR Crown Gear	£2.00
Rear Tyres (Pair)	£2.00
#941 Guide Pins	£1.00
Front Wheels (Pair)	£2.00
VSR Pro Blank Chassis	£8.50
Front Axle, Hubs & 'O' Rings	£3.00



Updated 30Sep18



Visit our
Facebook Page
or the back of
this magazine



Clear plastic bodies to suit a variety of HO
chassis. Many not found elsewhere



Race Report



Round 02

Interlagos – GC Finals

31st January 2023

Round 2 Interlagos (Brazil) Rounds 17&18

Previous Results

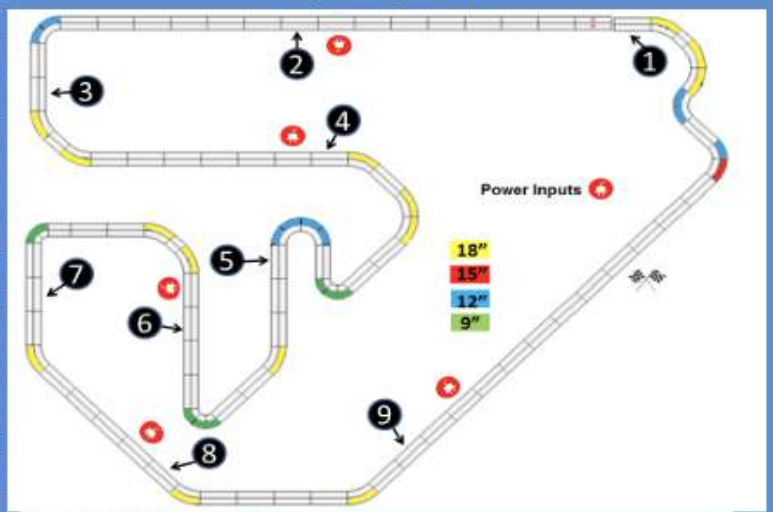
Adults				1st	2nd	3rd
DHORC 23	04-Jan	1994	203'1"	N Sismey	J Tague	S Goodlip
DHORC 24	28-Jan	1994	203'1"	S Goodlip	M Chadwick	N Sismey
DHORC 25	15-Feb	1994	203'1"	J Neale	N Sismey	J Tague
DHORC 26	08-Mar	1994	203'1"	J Tague	A Smith	J Neale
DHORC 78	01-Apr	1997	203'1"	M Chadwick	S Goodlip	N Sismey
DHORC 98	31-Mar	1998	203'1"	N Sismey	M Chadwick	S Goodlip
DHORC 118	30-Mar	1999	203'1"	N Sismey	P Rees	R Seaman
DHORC 138	28-Mar	2000	203'1"	L Pateman	M Chadwick	S Goodlip
DHORC 249	03-May	2005	203'1"	M Chadwick	N Sismey	W Lander
DHORC 304	16-Oct	2007	203'1"	W Lander	N Sismey	J Sismey
DHORC 347	06-Oct	2009	203'1"	J Sismey	L Pateman	N Sismey
DHORC 400	11-Oct	2011	203'1"	L Pateman	P Rees	S Anand
DHORC 452	08-Oct	2013	114'0"	J Sismey	N Sismey	L Smith
DHORC 504	13-Oct	2015	114'0"	N Sismey	P Rees	D Passell
DHORC 510	09-Feb	2016	414'2"	J Sismey	S Goodlip	N Sismey
DHORC 548	27-Jun	2017	114'0"	S Goodlip	N Sismey	L Pateman
DHORC 610	22-Oct	2019	114'0"	A Smith	L Pateman	P Rees
DHORC 660	31-Jan	2023	114'0"	A Smith	S Goodlip	A Turnbull

Juniors				1st	2nd	3rd
DHORC 23	04-Jan	1994	203'1"	M Minnis	AJ McPeake	K Schofield
DHORC 24	28-Jan	1994	203'1"	M Minnis	AJ McPeake	J Henry
DHORC 25	15-Feb	1994	203'1"	M Minnis	AJ McPeake	C Davenport
DHORC 26	08-Mar	1994	203'1"	M Minnis	AJ McPeake	C Davenport
DHORC 78	01-Apr	1997	203'1"	C Bowles	J Henry	J Stevenson
DHORC 98	31-Mar	1998	203'1"	T Pank	C Bowles	J Stevenson
DHORC 118	30-Mar	1999	203'1"	C Bowles	J Henry	D Barker
DHORC 138	28-Mar	2000	203'1"	J Henry	T Pank	P Connally
DHORC 249	03-May	2005	203'1"	T Chadwick	J Sismey	T Measham
DHORC 304	16-Oct	2007	203'1"	C Bullock	A Hughes	M Warren
DHORC 347	06-Oct	2009	203'1"	L Smith	K Levers	J Mellor
DHORC 400	11-Oct	2011	203'1"	J Mellor	J Pateman	J Lister
DHORC 452	08-Oct	2013	114'0"	A Hall	P Martin	R Litherland
DHORC 504	13-Oct	2015	114'0"	A Hall	F Holmes	M Litherland
DHORC 510	09-Feb	2016	414'2"	A Turnbull	F Holmes	R Litherland
DHORC 548	27-Jun	2017	114'0"	A Turnbull	F Holmes	L Turnbull
DHORC 610	22-Oct	2019	114'0"	A Turnbull	L Turnbull	R Litherland
DHORC 660	31-Jan	2023	114'0"	L Bowles	E Doyle	JJ Hughes-Dowd

Circuit Records

Lap Length 114'

Qualifying	S Goodlip	31Jan23
	97.7 Laps	
Fastest Laps		
F1	S Goodlip	22Oct19
	7.01 Secs	
GC	L Pateman	22Oct19
	5.45 Secs	
Race Laps		
F1	S Goodlip	31Jan23
	23.0 Laps	
GC	A Smith	31Jan23
	28.4 Laps	
Final Points		
5.0 Points	M Allsopp	27Jun17



DHORC 660



Great to have Darryn Mutch back on Race Control



Changing hand controller transformed Simon Goodlip's form, as he set a new Qualifying record at Interlagos as well as a breaking both F1 and GC race laps records



Ellis, Andrew and Jenson Woodhouse returned to DHORC after their only previous evening in August. Ellis became our 145th Junior Member

'B' Final – The initial running of the 'B' Final had to be stopped at the request of the racers as three cars were all off at the same place and the marshal was struggling to return them back to the track in a timely fashion. Agreed the drivers shouldn't take decisions into their own hands but in this case it was the right thing to do.

Adam made the best use of the restart take the win by 1.3 laps from **Nick Sismey** who set the fastest lap in the Final. **Chris Bowles** struggled like others on Red lane but did look like he was going to take second in the Final only for Nick to nick it at the death by 0.4 laps. **Geoff Peach** entered the 'B' by the back door, winning the 'C' emphatically. Yellow lane left him seventh overall, 1.7 laps back.

'C' Final – **Phil Rees** always seems to do well on Yellow lane! He won the D' Final on that very lane and then found himself on the same lane in the 'C'. He was in the 'D' due to a failure with his F1 in Qualifying, so was determined to make amends. After moving up a Final he was then Geoff's closest competitor, losing out by 1.9 laps. **Dan Turnbull** just about managed the failings of Red lane to beat **Dean Garbett** into ninth. However Dean was struggling with his car's body coming off each time he crashed, leaving him to round out the top ten.

'D' Final – Junior **Lewis Bowles** won his first career Adult Final, taking the 'E', in his third Adult Club Night, meaning all three Juniors racing in the Adults have won a senior Final now. He even set the fastest lap of the 'D', on Blue lane, but couldn't match Phil's 22.9 laps at the flag, although a 1.6 lap deficit was a great result! **Stuart Gray** was only half a lap back, holding his own with his compatriots.

Lewis Blacker unfortunately decided to step down after 14.6 laps as he simply couldn't control his car with the vagaries of Red lane. His car seemed to be accelerating when he needed to brake and vice versa. Apologies Lewis

'E' Final – **Steve Smith** stopped son **Harry Smith** from progressing any further up the leader board after a great win in the 'F' Final. Along with Final winner Lewis, these three were incredibly closely matched, with Harry and Steve both setting 7.40 second lap times and Lewis a 7.41. Lewis took the win by 1.2 laps with Harry 1.4 behind his dad.

New Member **Denis Latham** took his borrowed Porsche 917 body fitted to his new Viper chassis to 16th overall, just 0.3 laps behind Harry.

'F' Final – **Dan Hughes-Dowd** was pleased to keep his much faster son **JJ Hughes-Dowd** at bay by a lap here as Harry ran away with the win by five laps.

'Early' Final – The Final of two Andrews! We were pleased to see **Andrew Woodhouse** return for the first time since August. He took on **Andrew Thompson** in the 'Early' Final. Mr Thompson had Qualified an excellent 16th with Mr Woodhouse pleased with 19th, using Club cars. In the Final it was Andrew T all the way, 4.3 laps the winning margin.

MASTERS REPORT

Angus maintains his 100% record

Angus' added to his Round 1 win with a second here ahead of Simon, Nick, Geoff, Phil, Dean and Stuart.





On Ella Doyle's first evening of 2023 she set her best Qualifying result with second!

JUNIOR REPORT

Lewis remains in charge with two wins out of two

'A' Final – **Lewis Bowles** remains in charge of the Juniors after the second round of the 2023 season having dropped only four points to date. However with three other racers taking points out of him in Qualifying things could start to get interesting in the future! The returning **Ella Doyle** was the only racer of the 24 there on the night to improve on a Personal Best position. Her second in Qualifying was one better than her previous best on 28Jun22. She maintained that position through to the end of the 'A' Final, losing out to our reigning champ by 3.1 laps.

Behind Ella was 'B' Final winner **JJ Hughes-Dowd**, 1.4 laps the deficit, while **Harry Smith** came in fourth 0.9 laps further back.

This was Lewis' 20th Pole, 18th win, equal with Harry on 18 fastest laps and his 19th race laps.



'B' Final – **Jamie Thompson** returned to DHORC for the first time in 2023 to give Final winner JJ the most trouble, losing out by two laps. **Jenson Woodhouse**, who won the very first Junior race he ran in on 09Aug22 hadn't, like his dad Andrew, raced at DHORC since. He took third in the 'B' here ahead of new DHORC Member, younger brother, 4-year old **Ellis Woodhouse** who finished his first race in seventh.

Tommy Tyco



We had seven Juniors, out of nine, racing on Tuesday, with (LtoR above) Jamie Thompson, Harry Smith, JJ Hughes-Dowd and Lewis Bowles starting the evening. Then Ella, Ellis, Jenson and big Junior, Andrew, took to the track.



Race Results



Who Came Where?

Who Scored What?



Angus Smith (left) converted second on the grid into his first win of 2023.



Stuart Gray made it 30 Club Nights in a row on Tuesday, taking 12th overall

DERBY H:O RACING CLUB CHAMPIONSHIP RACE 660											
Interlagos - 31 January 2023 - Round 02 - GC Finals											
M = HO Master				MASTER POINTS TABLE				NM = NON MEMBER			
QUALIFYING			FINAL POSITIONS			POINTS TOTAL			FINAL POINTS		
POS	ADULT	LAPS	POS	ADULT	PTS	POS	ADULT	PTS	POS	ADULT	PTS
1	S Goodlip (M)	97.7	1	A Smith (M)	45	1	A Smith (M)	46	1	P Rees (M)	3.5
2	A Smith (M)	92.0	2	S Goodlip (M)	38	2	S Goodlip (M)	42	1	L Bowles	3.5
3	L Pateman	90.6	3	A Turnbull	34	3	A Turnbull	34	3	A Turnbull	3.0
4	A Turnbull	84.0	4	L Pateman	31	4	L Pateman	31	3	H Smith	3.0
5	C Bowles	82.8	5	N Sismey (M)	29	5	N Sismey (M)	29	5	G Peach (M)	2.5
6	N Sismey (M)	82.2	6	C Bowles	28	6	C Bowles	28	6	A Smith (M)	2.0
7	G Peach (M)	80.3	7	G Peach (M)	27	7	G Peach (M)	27	7	S Goodlip (M)	1.5
8	D Garbett (M)	76.2	8	P Rees (M)	26	8	P Rees (M)	26	7	N Sismey (M)	1.5
9	D Turnbull	75.2	9	D Turnbull	25	9	D Turnbull	25	7	S Smith	1.5
10	P Rees (M)	71.4	10	D Garbett (M)	24	10	D Garbett (M)	24	7	D Hughes-Dowd	1.5
11	L Blacker	70.6	11	L Bowles	23	11	L Bowles	23	11	C Bowles	1.0
12	S Gray (M)	70.3	12	S Gray (M)	22	12	S Gray (M)	22	11	D Turnbull	1.0
13	L Bowles	68.8	13	L Blacker	21	13	L Blacker	21	11	S Gray (M)	1.0
14	A Thompson	66.0	14	S Smith	20	14	S Smith	20	11	JJ Hughes-Dowd	1.0
15	D Latham	65.6	15	H Smith	19	15	H Smith	19	15	L Pateman	0.5
16	S Smith	65.5	16	D Latham	18	16	D Latham	18	15	D Garbett (M)	0.5
17	H Smith	63.1	17	D Hughes-Dowd	17	17	D Hughes-Dowd	17	15	L Blacker	0.5
18	JJ Hughes-Dowd	62.8	18	JJ Hughes-Dowd	16	18	JJ Hughes-Dowd	16	15	D Latham	0.5
19	A Woodhouse	57.3	19	A Thompson	15	19	A Thompson	15	19	A Thompson	0.0
20	D Hughes-Dowd	54.9	20	A Woodhouse	14	20	A Woodhouse	14	19	A Woodhouse	0.0

QUALIFYING			FINAL POSITIONS			POINTS TOTAL			FINAL POINTS		
POS	JUNIOR	LAPS	POS	JUNIOR	PTS	POS	JUNIOR	PTS	POS	JUNIOR	PTS
1	L Bowles	68.8	1	L Bowles	45	1	L Bowles	47	1	JJ Hughes-Dowd	3.0
2	E Doyle	65.0	2	E Doyle	38	2	E Doyle	39	2	L Bowles	2.0
3	H Smith	63.1	3	JJ Hughes-Dowd	34	3	JJ Hughes-Dowd	35	3	E Doyle	1.5
4	JJ Hughes-Dowd	62.8	4	H Smith	31	4	H Smith	32	3	J Thompson	1.5
5	J Thompson	56.7	5	J Thompson	29	5	J Thompson	29	5	J Woodhouse	1.0
6	J Woodhouse	56.3	6	J Woodhouse	28	6	J Woodhouse	28	6	H Smith	0.5
7	E Woodhouse	43.3	7	E Woodhouse	27	7	E Woodhouse	27	6	E Woodhouse	0.5



Andrew Thompson won the “Early Final” on Tuesday



JJ took third in the Juniors and 18th in the Adults, with dad Dan Hughes-Dowd in 17th

DERBY H:O RACING CLUB CHAMPIONSHIP RACE 660													
FORMULA 1 CAR LAPS & TIMES						GROUP 'C' CAR LAPS & TIMES							
FASTEST LAPS			BEST RACE LAPS (3 MINS)			FASTEST LAPS			BEST RACE LAPS (3 MINS)				
POS	ADULT	TIME	SPEED	POS	ADULT	LAPS	POS	ADULT	TIME	SPEED	POS	ADULT	LAPS
1	S Goodlip (M)	7.47	10.405	1	S Goodlip (M)	23.0	1	A Smith (M)	5.47	14.210	1	A Smith (M)	28.4
2	L Pateman	7.92	9.814	2	C Bowles	19.5	2	L Pateman	5.71	13.612	2	S Goodlip (M)	28.1
3	C Bowles	8.00	9.716	3	P Rees (M)	19.4	3	S Goodlip (M)	5.95	13.063	3	L Pateman	27.9
4	P Rees (M)	8.18	9.502	4	A Smith (M)	19.2	4	N Sismey (M)	6.03	12.890	4	A Turnbull	27.1
5	A Smith (M)	8.21	9.467	5	L Pateman	18.7	5	C Bowles	6.17	12.598	5	N Sismey (M)	25.8
6	A Turnbull	8.24	9.433	5	A Turnbull	18.7	6	G Peach (M)	6.23	12.476	6	G Peach (M)	25.6
7	D Garbett (M)	8.40	9.253	7	N Sismey (M)	18.6	7	A Turnbull	6.29	12.357	7	C Bowles	25.4
8	N Sismey (M)	8.62	9.017	8	G Peach (M)	18.0	8	D Garbett (M)	6.54	11.885	8	P Rees (M)	23.7
8	L Blacker	8.62	9.017	9	D Turnbull	17.4	9	L Blacker	6.78	11.464	9	D Turnbull	22.7
10	G Peach (M)	9.05	8.589	9	D Latham	17.4	10	L Bowles	6.91	11.249	10	L Blacker	22.4
11	D Latham	9.09	8.551	11	S Gray (M)	16.6	11	D Turnbull	6.99	11.120	11	D Garbett (M)	22.3
12	A Thompson	9.26	8.394	12	D Garbett (M)	16.3	12	P Rees (M)	7.18	10.826	12	L Bowles	21.5
13	D Turnbull	9.31	8.349	13	L Blacker	15.2	13	JJ Hughes-Dowd	7.33	10.604	12	H Smith	21.5
14	S Gray (M)	9.51	8.173	13	A Woodhouse	15.2	14	H Smith	7.34	10.590	14	S Gray (M)	20.8
14	A Woodhouse	9.51	8.173	15	A Thompson	15.0	15	S Smith	7.40	10.504	15	S Smith	20.4
16	L Bowles	9.62	8.080	16	H Smith	14.6	16	S Gray (M)	7.63	10.187	16	A Thompson	20.2
17	H Smith	10.00	7.773	17	L Bowles	14.2	17	A Thompson	7.74	10.042	17	JJ Hughes-Dowd	19.2
17	JJ Hughes-Dowd	10.00	7.773	18	S Smith	14.0	18	D Latham	7.86	9.889	18	D Latham	18.6
19	S Smith	10.95	7.098	19	JJ Hughes-Dowd	12.8	19	A Woodhouse	8.06	9.644	19	A Woodhouse	18.5
20	D Hughes-Dowd	11.75	6.615	20	D Hughes-Dowd	12.3	19	D Hughes-Dowd	8.06	9.644	20	D Hughes-Dowd	16.5
FASTEST LAPS			BEST RACE LAPS (3 MINS)			FASTEST LAPS			BEST RACE LAPS (3 MINS)				
POS	JUNIOR	TIME	SPEED	POS	JUNIOR	LAPS	POS	JUNIOR	TIME	SPEED	POS	JUNIOR	LAPS
1	L Bowles	9.62	8.080	1	E Doyle	14.7	1	L Bowles	7.45	10.433	1	L Bowles	21.8
2	H Smith	10.00	7.773	2	H Smith	14.6	2	JJ Hughes-Dowd	7.49	10.377	2	H Smith	20.4
2	JJ Hughes-Dowd	10.00	7.773	3	L Bowles	14.2	3	H Smith	7.60	10.227	3	JJ Hughes-Dowd	19.4
4	E Doyle	10.06	7.726	4	J Woodhouse	13.8	4	E Doyle	7.81	9.952	4	E Doyle	18.7
5	J Woodhouse	10.19	7.628	5	JJ Hughes-Dowd	12.8	5	J Thompson	8.25	9.421	5	J Thompson	17.4
6	E Woodhouse	12.04	6.456	6	J Thompson	12.3	6	E Woodhouse	8.73	8.903	6	J Woodhouse	16.3
7	J Thompson	12.12	6.413	7	E Woodhouse	10.1	7	J Woodhouse	8.98	8.656	7	E Woodhouse	14.4

Third and fourth in all time DHORC attendance Lee Pateman and Geoff Peach share a joke.





After what seemed like an age working on his GC car Lewis Blacker ended up binning his work and starting again! He took lucky 13th overall

CL		NAME		DERBY H:O RACING CLUB CHAMPIONSHIP RACE 660												BEST		TOTAL	
				ROUND 1 (F1) Y			ROUND 2 (GC) G			ROUND 3 (F1) R			ROUND 4 (GC) B						
		LAPS	TIME	LAPS	TIME	LAPS	TIME	LAPS	TIME	LAPS	TIME	LAPS	TIME	LAPS	TIME	LAPS	TIME	LAPS	TIME
A	S Goodlip (M)	22.0	7.56	24.6	6.15	23.0	7.47	28.1	6.02	97.7	A2	1.5	26.5	5.95	28.1	5.95	124.2	5.95	
A	A Smith (M)	19.2	8.27	27.8	5.57	17.5	8.21	27.5	5.47	92.0	A1	2.0	28.4	5.70	28.4	5.47	120.4	5.47	
A	L Pateman	18.7	8.35	27.9	5.73	17.3	7.92	26.7	5.77	90.6	A4	0.5	23.0	5.71	27.9	5.71	113.6	5.71	
A	A Turnbull	18.7	8.24	24.0	6.51	18.0	8.27	23.3	6.71	84.0	A3	3.0	27.1	6.29	25.4	6.30	136.5	6.29	
A	C Bowles	17.4	8.55	22.9	6.21	19.5	8.00	23.0	6.17	82.8	B3	1.0	25.4	6.21	25.4	6.17	108.2	6.17	
A	N Sismey (M)	18.6	8.62	21.9	6.91	18.3	8.80	23.4	6.99	82.2	B2	1.5	25.8	6.03	25.8	6.03	108.0	6.03	
A	G Peach (M)	16.0	9.57	23.0	6.72	18.0	9.05	23.3	6.48	80.3	B4	2.5	25.6	6.23	23.7	6.40	129.6	6.23	
A	D Garbett (M)	15.6	8.40	22.0	6.74	16.3	8.41	22.3	6.54	76.2	C4	0.5	15.1	7.24	22.3	6.54	91.3	6.54	
A	D Turnbull	17.4	9.31	22.7	6.99	15.2	9.51	19.9	7.67	75.2	C3	1.0	19.4	7.63	22.7	6.99	94.6	6.99	
A	P Rees (M)	19.4	8.18	22.5	7.18	8.3	8.78	21.2	7.59	71.4	C2	3.5	22.9	7.45	23.7	7.18	118.0	7.18	
A	L Blacker	11.8	8.62	22.4	6.78	15.2	8.67	21.2	7.48	70.6	D4	0.5	14.6	7.43	22.4	6.78	85.2	6.78	
A	S Gray (M)	16.6	9.51	20.4	8.02	15.5	10.13	17.8	8.79	70.3	D3	1.0	20.8	7.63	20.8	7.63	91.1	7.63	
A	L Bowles	14.0	10.38	20.3	7.64	14.2	9.62	20.3	7.56	68.8	D2	3.5	21.5	7.41	21.3	6.91	42.8	6.91	
A	A Thompson	13.2	11.10	20.2	7.77	15.0	9.26	17.6	7.75	66.0	G1		19.7	7.74	20.2	7.74	85.7	7.74	
A	D Latham	14.2	10.33	18.4	7.86	17.4	9.09	15.6	9.51	65.6	E4	0.5	18.6	7.95	18.6	7.86	84.2	7.86	
A	S Smith	13.0	10.95	20.4	7.61	14.0	11.29	18.1	8.57	65.5	E2	1.5	20.3	7.40	20.4	7.40	85.8	7.40	
A	H Smith	13.1	10.24	20.4	7.60	14.6	10.00	15.0	8.88	63.1	E3	3.0	21.5	7.34	18.9	7.40	40.4	7.34	
A	JJ Hughes-Dowd	12.8	10.50	19.2	7.49	12.6	10.00	18.2		62.8	F3	1.0	15.5	7.33	19.2	7.33	15.5	7.33	
A	A Woodhouse	15.2	9.67	18.5	8.06	10.2	9.51	13.4	10.31	57.3	G2		15.4	8.76	18.5	8.06	72.7	8.06	
A	D Hughes-Dowd	11.4	11.75	14.9	9.52	12.3	12.07	16.3	8.06	54.9	F2	1.5	16.5	8.31	16.5	8.06	71.4	8.06	
J	L Bowles	14.0	10.38	20.3	7.64	14.2	9.62	20.3	7.56	68.8	A1	2.0	21.8	7.45	21.8	7.45	90.6	7.45	
J	E Doyle	13.6	11.55	18.6	7.81	14.7	10.06	18.1	8.48	65.0	A2	1.5	18.7	8.20	18.7	7.81	83.7	7.81	
J	H Smith	13.1	10.24	20.4	7.60	14.6	10.00	15.0	8.88	63.1	A4	0.5	16.4	8.67	20.4	7.60	79.5	7.60	
J	JJ Hughes-Dowd	12.8	10.50	19.2	7.49	12.6	10.00	18.2	50.00	62.8	A3	3.0	19.4	7.67	17.3	7.64	99.5	7.49	
J	J Thompson	12.3	12.12	17.3	8.25	11.7	12.21	15.4	8.91	56.7	B2	1.5	17.4	8.30	17.4	8.25	74.1	8.25	
J	J Woodhouse	13.8	10.19	16.3	8.98	13.7	10.78	12.5	11.01	56.3	B3	1.0	15.6	9.11	16.3	8.98	71.9	8.98	
J	E Woodhouse	10.1	12.04	14.4	8.73	8.2	16.33	10.6	12.36	43.3	B4	0.5	10.9	10.28	14.4	8.73	54.2	8.73	
														TOTAL FEET	270,487.8	TOTAL LAPS	2,372.7		

Interlagos - 31 January 20										
Class	Pos	ADULT	F1	GC	F1	GC	QUAL	Diff	Class	Pos
A	1	A Woodhouse	15.2	9.67	18.5	8.06	10.2	8.61	J	1
A	2	A Smith (M)	0.0	0.0	0.0	0.0	0.0	57.3	J	2
A	3	D Garbett (M)	0.0	0.0	0.0	0.0	0.0	57.3	J	3
A	4	S Gray (M)	0.0	0.0	0.0	0.0	0.0	57.3	J	4
A	5	L Blacker	0.0	0.0	0.0	0.0	0.0	57.3	J	5
A	6	G Peach (M)	0.0	0.0	0.0	0.0	0.0	57.3	J	6
A	7	P Rees (M)	0.0	0.0	0.0	0.0	0.0	57.3	J	7
A	8	C Bowles	0.0	0.0	0.0	0.0	0.0	57.3	JT	8
A	9	D Hughes-Dowd	0.0	0.0	0.0	0.0	0.0	57.3	JT	9
A	10	D Turnbull	0.0	0.0	0.0	0.0	0.0	57.3	JT	10
A	11	L Pateman	0.0	0.0	0.0	0.0	0.0	57.3	JT	11
A	12	S Goodlip (M)	0.0	0.0	0.0	0.0	0.0	57.3	JT	12
A	13	A Turnbull	0.0	0.0	0.0	0.0	0.0	57.3	JT	13
A	14	N Slisney (M)	0.0	0.0	0.0	0.0	0.0	57.3	JT	14

Andrew in Pole position above!



Junior 'B' Final with Ellis (7th), Jamie (5th), Jenson (6th) and winner JJ

Everyone's
Best Results
At This Circuit



What are my Best Scores?
Who Have I Beaten?



Junior 'A' Final, JJ (3rd), Ella (2nd), winner Lewis and Harry (4th)



Interlagos Adult Best Off Chart 1

Qualifying					Open Wheel Race Laps					Enclosed Wheel Race Laps				
Pos	Adult	Laps	MPH	Date	Pos	Adult	Laps	MPH	Date	Pos	Adult	Laps	MPH	Date
1	S Goodlip	97.7	10.547	31-Jan-23	1	S Goodlip	23.0	9.932	31-Jan-23	1	A Smith	28.4	12.264	31-Jan-23
2	A Smith	94.2	10.169	22-Oct-19	2	P Rees	21.6	9.327	22-Oct-19	2	S Goodlip	28.1	12.134	31-Jan-23
3	N Sismey	91.9	9.921	13-Oct-15	3	A Smith	21.5	9.284	22-Oct-19	3	L Pateman	27.9	12.048	22-Oct-19
4	L Pateman	91.2	9.845	22-Oct-19	4	L Pateman	21.3	9.198	22-Oct-19	4	A Turnbull	27.1	11.702	31-Jan-23
5	A Turnbull	88.2	9.522	22-Oct-19	5	N Sismey	21.0	9.068	27-Jun-17	5	N Sismey	26.8	11.573	13-Oct-15
6	P Rees	88.1	9.511	22-Oct-19	6	J Sismey	20.6	8.895	08-Oct-13	6	G Peach	25.6	11.055	31-Jan-23
7	J Sismey	87.4	9.435	08-Oct-13	7	J Lymer	20.0	8.636	27-Jun-17	7	J Sismey	25.4	10.968	08-Oct-13
8	J Lymer	86.7	9.360	27-Jun-17	8	A Turnbull	19.6	8.464	22-Oct-19	7	P Rees	25.4	10.968	22-Oct-19
9	L Smith	84.3	9.101	08-Oct-13	9	R Blake	19.5	8.420	08-Oct-13	7	C Bowles	25.4	10.968	31-Jan-23
10	C Bowles	82.8	8.939	31-Jan-23	9	C Bowles	19.5	8.420	31-Jan-23	10	D Passell	24.9	10.752	13-Oct-15
11	G Peach	80.6	8.701	27-Jun-17	11	D Edwards	19.4	8.377	22-Oct-19	11	J Lymer	24.5	10.580	27-Jun-17
12	R Blake	78.3	8.453	08-Oct-13	12	L Smith	19.3	8.334	08-Oct-13	12	J Lamb	24.4	10.536	13-Oct-15
13	J Holmes	78.2	8.442	13-Oct-15	13	M Allsopp	19.2	8.291	27-Jun-17	13	L Smith	23.7	10.234	08-Oct-13
14	D Turnbull	78.0	8.420	22-Oct-19	14	G Peach	19.1	8.248	27-Jun-17	14	J Holmes	23.2	10.018	13-Oct-15
15	D Passell	77.8	8.399	13-Oct-15	15	D Turnbull	18.9	8.161	27-Jun-17	15	D Turnbull	22.9	9.889	22-Oct-19
16	D Edwards	76.5	8.259	22-Oct-19	16	J Tetley	18.6	8.032	13-Oct-15	16	D Edwards	22.5	9.716	22-Oct-19
17	D Garbett	76.2	8.226	31-Jan-23	16	J Holmes	18.6	8.032	27-Jun-17	16	D Garbett	22.5	9.716	22-Oct-19
18	J Tetley	76.1	8.215	13-Oct-15	18	R Masters	17.7	7.643	13-Oct-15	18	R Blake	22.4	9.673	08-Oct-13
19	J Lamb	75.5	8.151	13-Oct-15	19	D Passell	17.6	7.600	13-Oct-15	18	L Blacker	22.4	9.673	31-Jan-23
20	C Roythorne	72.2	7.794	08-Oct-13	20	D Garbett	17.5	7.557	22-Oct-19	20	L Bowles	21.5	9.284	31-Jan-23
21	M Allsopp	71.9	7.762	27-Jun-17	21	D Latham	17.4	7.514	31-Jan-23	20	H Smith	21.5	9.284	31-Jan-23
22	R Masters	71.5	7.719	27-Jun-17	22	C Roythorne	17.2	7.427	08-Oct-13	22	K Payne	21.2	9.155	08-Oct-13
23	L Williamson	71.4	7.708	22-Oct-19	23	L Williamson	17.0	7.341	27-Jun-17	23	S Gray	20.8	8.982	31-Jan-23
24	K Payne	71.1	7.676	08-Oct-13	23	K Alcock	17.0	7.341	27-Jun-17	24	L Smith	20.7	8.939	13-Oct-15
25	L Blacker	70.8	7.643	22-Oct-19	25	L Blacker	16.7	7.211	22-Oct-19	25	J Tetley	20.5	8.852	13-Oct-15
26	S Gray	70.3	7.589	31-Jan-23	26	K Payne	16.6	7.168	08-Oct-13	26	R Crossland	20.4	8.809	08-Oct-13
27	R Crossland	69.5	7.503	08-Oct-13	26	S Gray	16.6	7.168	31-Jan-23	26	S Smith	20.4	8.809	31-Jan-23
28	L Bowles	68.8	7.427	31-Jan-23	28	J Lamb	16.5	7.125	13-Oct-15	28	R Masters	20.2	8.723	27-Jun-17
29	L Smith	67.8	7.319	13-Oct-15	28	L Smith	16.5	7.125	13-Oct-15	28	A Thompson	20.2	8.723	31-Jan-23
30	M Martinez	66.5	7.179	22-Oct-19	30	M Martinez	16.2	6.995	22-Oct-19	30	M Allsopp	20.0	8.636	27-Jun-17
31	A Thompson	66.0	7.125	31-Jan-23	31	S Smith	15.9	6.866	27-Jun-17	31	L Williamson	19.7	8.507	22-Oct-19
32	D Latham	65.6	7.082	31-Jan-23	32	R Crossland	15.8	6.823	08-Oct-13	32	C Roythorne	19.5	8.420	08-Oct-13
33	S Smith	65.5	7.071	31-Jan-23	33	P Barber	15.5	6.693	08-Oct-13	33	K Alcock	19.4	8.377	27-Jun-17
34	K Alcock	64.7	6.985	22-Oct-19	34	A Woodhouse	15.2	6.564	31-Jan-23	34	JJ Hughes-Dowd	19.2	8.291	31-Jan-23
35	H Smith	63.1	6.812	31-Jan-23	35	T Hagues	15.0	6.477	27-Jun-17	35	D Latham	18.6	8.032	31-Jan-23
36	JJ Hughes-Dowd	62.8	6.780	31-Jan-23	35	A Thompson	15.0	6.477	31-Jan-23	36	A Woodhouse	18.5	7.989	31-Jan-23
37	R Lawson	62.1	6.704	27-Jun-17	37	C Stannard	14.7	6.348	13-Oct-15	37	M Martinez	18.4	7.945	22-Oct-19
38	J Litherland	61.0	6.585	08-Oct-13	38	J Litherland	14.6	6.305	08-Oct-13	38	R Lawson	17.5	7.557	27-Jun-17
39	P Barber	59.4	6.413	08-Oct-13	38	H Smith	14.6	6.305	31-Jan-23	39	J Litherland	17.3	7.470	08-Oct-13
40	C Stannard	58.0	6.261	13-Oct-15	40	R Lawson	14.4	6.218	27-Jun-17	40	L Elmore	16.7	7.211	13-Oct-15
41	A Woodhouse	57.3	6.186	31-Jan-23	41	L Bowles	14.2	6.132	31-Jan-23	41	P Barber	16.5	7.125	08-Oct-13
42	T Hagues	56.5	6.099	27-Jun-17	42	JJ Hughes-Dowd	12.8	5.527	31-Jan-23	41	D Hughes-Dowd	16.5	7.125	31-Jan-23
43	L Elmore	55.7	6.013	13-Oct-15	43	L Elmore	12.6	5.441	13-Oct-15	43	C Stannard	16.3	7.039	13-Oct-15
44	D Hughes-Dowd	54.9	5.927	31-Jan-23	44	D Hughes-Dowd	12.3	5.311	31-Jan-23	44	T Hagues	15.6	6.736	27-Jun-17

Using SRT F1

Using SRT F1





Lee shares Geoff's joke with Dean Garbett

Interlagos Adult Best Off Chart 2

Open Wheel Fastest Laps					Enclosed Wheel Fastest Laps					Final Points			
Pos	Adult	Sec	MPH	Date	Pos	Adult	Sec	MPH	Date	Pos	Adult	PTS	Date
1	S Goodlip	7.01	11.607	22-Oct-19	1	L Pateman	5.45	14.929	22-Oct-19	1	M Allsopp	5.0	27-Jun-17
2	L Pateman	7.42	10.965	27-Jun-17	2	A Smith	5.47	14.874	31-Jan-23	2	D Edwards	4.5	22-Oct-19
3	P Rees	7.82	10.405	22-Oct-19	3	S Goodlip	5.66	14.375	22-Oct-19	3	D Turnbull	3.5	13-Oct-15
4	N Sismey	7.83	10.391	27-Jun-17	4	N Sismey	6.03	13.493	31-Jan-23	3	N Sismey	3.5	27-Jun-17
5	J Sismey	7.84	10.378	08-Oct-13	5	C Bowles	6.17	13.187	31-Jan-23	3	P Rees	3.5	31-Jan-23
6	A Smith	7.85	10.365	22-Oct-19	6	J Lamb	6.19	13.144	13-Oct-15	3	L Bowles	3.5	31-Jan-23
7	C Bowles	8.00	10.170	31-Jan-23	7	G Peach	6.23	13.060	31-Jan-23	7	R Crossland	3.0	08-Oct-13
8	R Blake	8.10	10.045	08-Oct-13	8	A Turnbull	6.29	12.935	31-Jan-23	7	D Passell	3.0	13-Oct-15
9	L Smith	8.16	9.971	08-Oct-13	9	J Sismey	6.52	12.479	08-Oct-13	7	K Alcock	3.0	27-Jun-17
9	G Peach	8.16	9.971	22-Oct-19	10	D Garbett	6.54	12.441	31-Jan-23	7	L Blacker	3.0	22-Oct-19
11	A Turnbull	8.19	9.934	22-Oct-19	11	P Rees	6.58	12.365	22-Oct-19	7	A Turnbull	3.0	31-Jan-23
12	D Edwards	8.21	9.910	27-Jun-17	12	L Smith	6.75	12.054	08-Oct-13	7	H Smith	3.0	31-Jan-23
13	L Smith	8.37	9.721	13-Oct-15	13	J Lymer	6.76	12.036	22-Oct-19	13	G Peach	2.5	08-Oct-13
14	D Garbett	8.40	9.686	31-Jan-23	14	D Passell	6.78	12.001	13-Oct-15	13	J Lamb	2.5	13-Oct-15
15	J Lymer	8.43	9.652	27-Jun-17	14	L Blacker	6.78	12.001	31-Jan-23	15	J Sismey	2.0	08-Oct-13
16	M Allsopp	8.45	9.629	27-Jun-17	16	R Blake	6.85	11.878	08-Oct-13	15	S Goodlip	2.0	27-Jun-17
17	J Holmes	8.49	9.583	13-Oct-15	17	D Turnbull	6.91	11.775	22-Oct-19	15	A Smith	2.0	22-Oct-19
18	J Tetley	8.54	9.527	13-Oct-15	17	L Bowles	6.91	11.775	31-Jan-23	18	R Blake	1.5	08-Oct-13
19	L Williamson	8.57	9.494	22-Oct-19	19	D Edwards	6.96	11.690	22-Oct-19	18	K Payne	1.5	08-Oct-13
20	L Blacker	8.62	9.439	31-Jan-23	20	J Holmes	7.06	11.525	13-Oct-15	18	J Litherland	1.5	08-Oct-13
21	K Payne	8.81	9.235	08-Oct-13	21	M Allsopp	7.19	11.316	27-Jun-17	18	L Pateman	1.5	13-Oct-15
22	R Masters	8.94	9.101	13-Oct-15	22	K Alcock	7.23	11.254	22-Oct-19	18	L Smith	1.5	13-Oct-15
23	K Alcock	8.96	9.081	27-Jun-17	23	J Tetley	7.26	11.207	13-Oct-15	18	L Williamson	1.5	13-Oct-15
24	D Passell	9.06	8.981	13-Oct-15	24	JJ Hughes-Dowd	7.33	11.100	31-Jan-23	18	J Holmes	1.5	27-Jun-17
25	D Latham	9.09	8.951	31-Jan-23	25	H Smith	7.34	11.085	31-Jan-23	18	D Garbett	1.5	22-Oct-19
26	C Roythorne	9.13	8.912	08-Oct-13	26	L Smith	7.39	11.010	13-Oct-15	18	S Smith	1.5	31-Jan-23
27	A Thompson	9.26	8.787	31-Jan-23	27	S Smith	7.40	10.995	31-Jan-23	18	D Hughes-Dowd	1.5	31-Jan-23
28	D Turnbull	9.27	8.777	13-Oct-15	28	R Masters	7.57	10.748	27-Jun-17	28	L Smith	1.0	08-Oct-13
29	J Lamb	9.47	8.592	22-Oct-19	29	S Gray	7.63	10.664	31-Jan-23	28	J Tetley	1.0	13-Oct-15
30	S Gray	9.51	8.556	31-Jan-23	30	R Crossland	7.64	10.650	08-Oct-13	28	R Masters	1.0	13-Oct-15
30	A Woodhouse	9.51	8.556	31-Jan-23	31	A Thompson	7.74	10.512	31-Jan-23	28	C Stannard	1.0	13-Oct-15
32	L Bowles	9.62	8.458	31-Jan-23	32	L Williamson	7.77	10.471	22-Oct-19	28	J Lymer	1.0	08-Oct-13
33	M Martinez	9.70	8.388	22-Oct-19	33	D Latham	7.86	10.352	31-Jan-23	28	P Barber	1.0	08-Oct-13
34	R Crossland	9.80	8.302	08-Oct-13	34	K Payne	7.95	10.234	08-Oct-13	28	S Gray	1.0	31-Jan-23
34	J Litherland	9.80	8.302	08-Oct-13	35	J Litherland	7.99	10.183	08-Oct-13	28	C Bowles	1.0	31-Jan-23
36	S Smith	9.97	8.161	27-Jun-17	36	C Roythorne	8.00	10.170	08-Oct-13	28	JJ Hughes-Dowd	1.0	31-Jan-23
37	H Smith	10.00	8.136	31-Jan-23	37	A Woodhouse	8.06	10.095	31-Jan-23	37	C Roythorne	0.5	08-Oct-13
37	JJ Hughes-Dowd	10.00	8.136	31-Jan-23	37	D Hughes-Dowd	8.06	10.095	31-Jan-23	37	D Latham	0.5	31-Jan-23
39	T Hagues	10.14	8.024	27-Jun-17	39	L Elmore	8.54	9.527	13-Oct-15	39	R Lawson	0.0	27-Jun-17
40	C Stannard	10.33	7.876	13-Oct-15	40	M Martinez	8.57	9.494	22-Oct-19	39	T Hagues	0.0	27-Jun-17
41	R Lawson	10.34	7.869	27-Jun-17	41	R Lawson	8.77	9.277	27-Jun-17	39	M Martinez	0.0	27-Jun-17
42	L Elmore	10.78	7.548	13-Oct-15	42	T Hagues	9.10	8.941	27-Jun-17	39	L Elmore	0.0	13-Oct-15
43	P Barber	10.85	7.499	08-Oct-13	43	P Barber	9.56	8.511	08-Oct-13	39	A Thompson	0.0	31-Jan-23
44	D Hughes-Dowd	11.75	6.925	31-Jan-23	44	C Stannard	9.88	8.235	13-Oct-15	39	A Woodhouse	0.0	31-Jan-23

Using SRT F1





Geoff tells Chris Bowles that Lee stole his joke!

Interlagos Junior Best Off Chart 1


Qualifying					Open Wheel Race Laps					Enclosed Wheel Race Laps				
Pos	Junior	Laps	MPH	Date	Pos	Junior	Laps	MPH	Date	Pos	Junior	Laps	MPH	Date
1	R Litherland	84.3	9.101	27-Jun-17	1	A Turnbull	20.9	9.025	27-Jun-17	1	R Litherland	26.1	11.270	22-Oct-19
2	A Turnbull	82.9	8.949	22-Oct-19	2	R Litherland	18.4	7.945	27-Jun-17	2	A Turnbull	24.6	10.623	22-Oct-19
3	A Hall	76.0	8.205	13-Oct-15	3	A Hall	18.0	7.773	13-Oct-15	3	A Hall	22.6	9.759	13-Oct-15
4	L Turnbull	75.8	8.183	22-Oct-19	4	L Turnbull	17.8	7.686	27-Jun-17	4	L Turnbull	22.4	9.673	22-Oct-19
5	F Holmes	72.5	7.827	27-Jun-17	5	F Holmes	16.6	7.168	13-Oct-15	5	L Bowles	21.8	9.414	31-Jan-23
6	L Bowles	68.8	7.427	31-Jan-23	6	J Martinez	15.7	6.780	22-Oct-19	6	G Reyes-England	20.8	8.982	22-Oct-19
7	E Doyle	65.0	7.017	31-Jan-23	7	G Reyes-England	15.5	6.693	27-Jun-17	7	F Holmes	20.6	8.895	13-Oct-15
8	H Smith	63.1	6.812	31-Jan-23	8	P Martin	14.7	6.348	08-Oct-13	8	H Smith	20.4	8.809	31-Jan-23
9	G Reyes-England	62.9	6.790	22-Oct-19	8	E Doyle	14.7	6.348	31-Jan-23	9	J Martinez	20.0	8.636	22-Oct-19
10	JJ Hughes-Dowd	62.8	6.780	31-Jan-23	10	L Brooks	14.6	6.305	13-Oct-15	10	L Brooks	19.9	8.593	13-Oct-15
11	M Litherland	60.2	6.499	13-Oct-15	10	H Smith	14.6	6.305	31-Jan-23	11	M Litherland	19.5	8.420	13-Oct-15
12	J Martinez	59.8	6.456	22-Oct-19	12	J Perry	14.2	6.132	13-Oct-15	12	JJ Hughes-Dowd	19.4	8.377	31-Jan-23
13	J Elmore	59.4	6.413	13-Oct-15	12	L Bowles	14.2	6.132	31-Jan-23	13	E Doyle	18.7	8.075	31-Jan-23
14	L Brooks	58.0	6.261	13-Oct-15	14	J Elmore	14.0	6.045	13-Oct-15	14	J Thompson	17.4	7.514	31-Jan-23
15	Ca Holland	56.9	6.143	13-Oct-15	14	M Bradley	14.0	6.045	08-Oct-13	15	P Martin	16.8	7.255	08-Oct-13
16	J Thompson	56.7	6.121	31-Jan-23	16	Ca Holland	13.9	6.002	13-Oct-15	16	J Lawson	16.7	7.211	27-Jun-17
17	J Woodhouse	56.3	6.078	31-Jan-23	16	E Jackson	13.9	6.002	13-Oct-15	17	J Woodhouse	16.3	7.039	31-Jan-23
18	M Bradley	56.1	6.056	08-Oct-13	18	J Woodhouse	13.8	5.959	31-Jan-23	18	Ca Holland	16.2	6.995	13-Oct-15
19	P Martin	55.7	6.013	08-Oct-13	19	T James	13.7	5.916	13-Oct-15	19	J Elmore	16.0	6.909	13-Oct-15
20	T James	53.9	5.819	13-Oct-15	19	H Taylor	13.7	5.916	13-Oct-15	20	T James	15.9	6.866	13-Oct-15
21	J Lawson	52.5	5.668	27-Jun-17	21	J Hagues	13.5	5.830	27-Jun-17	21	D Jackson	15.5	6.693	13-Oct-15
21	D Jackson	52.5	5.668	13-Oct-15	22	M Litherland	13.0	5.614	13-Oct-15	21	D Paul	15.5	6.693	27-Jun-17
23	J Perry	51.1	5.516	13-Oct-15	23	D Jackson	12.8	5.527	13-Oct-15	23	H Taylor	15.4	6.650	13-Oct-15
24	I Bradley	50.9	5.495	08-Oct-13	23	JJ Hughes-Dowd	12.8	5.527	31-Jan-23	24	M Bradley	15.0	6.477	08-Oct-13
25	H Taylor	50.8	5.484	13-Oct-15	25	I Bradley	12.5	5.398	08-Oct-13	25	E Woodhouse	14.4	6.218	31-Jan-23
26	E Jackson	50.7	5.473	13-Oct-15	26	J Thompson	12.3	5.311	31-Jan-23	26	J Hagues	14.3	6.175	27-Jun-17
27	J Hagues	50.5	5.452	27-Jun-17	27	D Paul	12.0	5.182	27-Jun-17	27	E Jackson	14.2	6.132	13-Oct-15
28	S Bowman	48.4	5.225	22-Oct-19	28	S Bowman	11.2	4.836	22-Oct-19	28	I Bradley	13.9	6.002	08-Oct-13
29	D Paul	46.3	4.998	27-Jun-17	28	J Lawson	11.2	4.836	27-Jun-17	29	S Bowman	13.8	5.959	22-Oct-19
30	E Woodhouse	43.3	4.674	31-Jan-23	30	E Woodhouse	10.1	4.361	31-Jan-23	30	J Perry	12.5	5.398	13-Oct-15
31	S Martinez	31.4	3.390	22-Oct-19	31	S Martinez	8.1	3.498	22-Oct-19	31	S Martinez	9.8	4.232	22-Oct-19

Interlagos Junior Best Off Chart 2

Open Wheel Fastest Laps					Enclosed Wheel Fastest Laps					Final Points			
Pos	Junior	Sec	MPH	Date	Pos	Junior	Sec	MPH	Date	Pos	Junior	PTS	Date
1	A Hall	8.17	9.959	13-Oct-15	1	R Litherland	6.25	13.018	22-Oct-19	1	P Martin	3.5	08-Oct-13
2	A Turnbull	8.44	9.840	27-Jun-17	2	A Turnbull	6.37	12.773	27-Jun-17	2	L Brooks	3.0	13-Oct-15
3	R Litherland	8.61	9.450	27-Jun-17	3	L Turnbull	6.95	11.707	22-Oct-19	2	H Taylor	3.0	13-Oct-15
4	J Martinez	8.69	9.363	22-Oct-19	4	G Reyes-England	7.05	11.541	22-Oct-19	2	M Litherland	3.0	13-Oct-15
5	L Brooks	8.87	9.173	13-Oct-15	5	M Litherland	7.07	11.508	13-Oct-15	2	L Turnbull	3.0	27-Jun-17
6	F Holmes	8.91	9.132	13-Oct-15	6	A Hall	7.43	10.951	13-Oct-15	2	JJ Hughes-Dowd	3.0	31-Jan-23
7	L Turnbull	9.00	9.040	27-Jun-17	7	J Martinez	7.45	10.921	22-Oct-19	7	T James	2.5	13-Oct-15
8	Ca Holland	9.41	8.846	13-Oct-15	7	L Bowles	7.45	10.921	31-Jan-23	7	J Hagues (C)	2.5	27-Jun-17
9	L Bowles	9.62	8.458	31-Jan-23	9	JJ Hughes-Dowd	7.49	10.863	31-Jan-23	7	J Martinez (C)	2.5	22-Oct-19
10	D Jackson	9.63	8.449	13-Oct-15	10	H Smith	7.60	10.706	31-Jan-23	10	A Hall	2.0	08-Oct-13
11	P Martin	9.67	8.414	08-Oct-13	11	L Brooks	7.65	10.636	13-Oct-15	10	A Turnbull	2.0	27-Jun-17
12	J Hagues	9.71	8.379	27-Jun-17	12	F Holmes	7.70	10.567	13-Oct-15	10	L Bowles	2.0	31-Jan-23
13	M Bradley	9.85	8.260	08-Oct-13	13	D Paul	7.78	10.458	27-Jun-17	13	I Bradley	1.5	08-Oct-13
14	J Perry	9.92	8.202	13-Oct-15	14	E Doyle	7.81	10.418	31-Jan-23	13	F Holmes	1.5	13-Oct-15
15	H Smith	10.00	8.136	31-Jan-23	15	J Elmore	8.13	10.008	13-Oct-15	13	Ca Holland	1.5	13-Oct-15
15	JJ Hughes-Dowd	10.00	8.136	31-Jan-23	16	H Taylor	8.22	9.898	13-Oct-15	13	D Jackson	1.5	13-Oct-15
17	M Litherland	10.04	8.104	13-Oct-15	17	J Thompson	8.25	9.862	31-Jan-23	13	E Jackson	1.5	13-Oct-15
18	D Paul	10.05	8.096	27-Jun-17	18	Ca Holland	8.28	9.826	13-Oct-15	13	R Litherland	1.5	13-Oct-15
19	E Doyle	10.06	8.088	31-Jan-23	19	E Woodhouse	8.73	9.320	31-Jan-23	13	G Reyes-England	1.5	27-Jun-17
20	J Woodhouse	10.19	7.985	31-Jan-23	20	P Martin	8.89	9.152	08-Oct-13	13	E Doyle	1.5	31-Jan-23
21	E Jackson	10.32	7.884	13-Oct-15	21	J Woodhouse	8.98	9.061	31-Jan-23	13	J Thompson	1.5	31-Jan-23
22	J Lawson	10.38	7.838	27-Jun-17	22	T James	9.07	8.971	13-Oct-15	22	M Bradley	1.0	08-Oct-13
23	J Elmore	10.63	7.654	13-Oct-15	23	J Perry	9.12	8.921	13-Oct-15	22	H Smith (C)	1.0	27-Jun-17
24	G Reyes-England	10.69	7.611	27-Jun-17	24	D Jackson	9.25	8.796	13-Oct-15	22	J Lawson (C)	1.0	27-Jun-17
25	T James	10.80	7.534	13-Oct-15	25	J Lawson	9.37	8.683	27-Jun-17	22	J Perry	1.0	13-Oct-15
26	S Bowman	11.21	7.258	22-Oct-19	26	M Bradley	9.70	8.388	08-Oct-13	22	S Bowman	1.0	22-Oct-19
27	I Bradley	11.37	7.156	08-Oct-13	27	J Hagues	9.95	8.177	27-Jun-17	22	J Woodhouse	1.0	31-Jan-23
28	H Taylor	11.42	7.125	13-Oct-15	27	S Bowman	9.95	8.177	22-Oct-19	28	S Martinez	0.5	22-Oct-19
29	E Woodhouse	12.04	6.758	31-Jan-23	29	E Jackson	10.55	7.712	13-Oct-15	28	D Paul	0.5	27-Jun-17
30	J Thompson	12.12	6.713	31-Jan-23	30	I Bradley	10.95	7.430	08-Oct-13	28	E Woodhouse	0.5	31-Jan-23
31	S Martinez	14.24	5.714	22-Oct-19	31	S Martinez	12.16	6.691	22-Oct-19	28	J Elmore	0.5	13-Oct-15



Adult F Final, winner Harry, Dan (17th) and JJ (18th)




Championship Tables



Those All Important
Points!



Adult 'E' Final, Harry (15th), Steve Smith (14th), winner Lewis and Denis Latham (16th) in his first Final as a Member.



DHORC Championship 2023				
Pos	Competitor	Total	Best (75%)	Diff
	Name	30	23	
	(Adult)	Scores	Scores	
1	A Smith (M)	84	84	
2	L Pateman	80	80	4
3	S Goodlip (M)	67	67	13
4	A Turnbull	62	62	5
5	P Rees (M)	60	60	2
6	N Sismey (M)	56	56	4
7	C Bowles	54	54	2
8	G Peach (M)	51	51	3
9	D Garbett (M)	49	49	2
10	D Turnbull	47	47	2
11	L Blacker	44	44	3
12	S Gray (M)	43	43	1
13	S Smith	38	38	5
14	D Hughes-Dowd	37	37	1
15	H Smith	36	36	1
16	JJ Hughes-Dowd	35	35	1
17	R Litherland	31	31	4
18	L Bowles	23	23	8
19	D Latham	18	18	5
20	A Stevenson	16	16	2
21	A Thompson	15	15	1
22	A Woodhouse	14	14	1
Pos	(Juniors)	Total	75%	Diff
1	L Bowles	96	96	
2	JJ Hughes-Dowd	74	74	22
3	H Smith	66	66	8
4	E Doyle	39	39	27
5	T Stevenson	31	31	8
6	J Thomson	29	29	2
7	J Woodhouse	28	28	1
8	E Woodhouse	27	27	1
Pos	(Masters)	Total	67%	Diff
1	A Smith (M)	94	94	
2	S Goodlip (M)	77	77	17
3	P Rees (M)	68	68	9
4	N Sismey (M)	65	65	3
5	G Peach (M)	59	59	6
6	D Garbett (M)	57	57	2
7	S Gray (M)	54	54	3

DHORC Challenge 2023				
Pos	Competitor	Wins	Results	
	Name		(30)	Turn Up
	(Adult)		Points	Rate
1	P Rees (M)	2	6.5	100.00%
2	S Goodlip (M)	1	5.0	100.00%
2	D Hughes-Dowd	1	5.0	100.00%
2	G Peach (M)	2	5.0	100.00%
5	H Smith	1	4.5	100.00%
6	A Turnbull	1	4.0	100.00%
7	S Gray (M)	1	3.5	100.00%
7	A Smith (M)	1	3.5	100.00%
7	L Bowles	1	3.5	100.00%
10	L Pateman	1	2.5	100.00%
10	C Bowles	0	2.5	100.00%
12	L Blacker	0	2.0	100.00%
12	D Turnbull	0	2.0	100.00%
12	JJ Hughes-Dowd	0	2.0	100.00%
12	N Sismey (M)	0	2.0	100.00%
12	S Smith	0	2.0	100.00%
17	D Garbett (M)	0	1.5	100.00%
18	R Litherland	0	0.5	50.00%
18	D Latham	0	0.5	100.00%
20	A Stevenson	0	0.0	50.00%
20	A Woodhouse	0	0.0	100.00%
20	A Thompson	0	0.0	100.00%
Pos	(Junior)	Wins	Points	Rate
1	JJ Hughes-Dowd	1	4.5	100.00%
2	L Bowles	2	4.0	100.00%
3	H Smith	0	1.5	100.00%
3	E Doyle	0	1.5	100.00%
3	J Thomson	0	1.5	100.00%
6	J Woodhouse	0	1.0	100.00%
7	T Stevenson	0	0.5	50.00%
7	E Woodhouse	0	0.5	100.00%



Adult 'D' Final, winner Phil Rees, Stuart (12th), Lewis (13th) and Lewis (11th)



DHORC Championship 2023						
Pos	Competitor	MIA F1	INT GC	Total	Best (75%)	Diff
	Name	1	2	30	23	
	(Adult)	10-Jan	31-Jan	Scores	Scores	
1	A Smith (M)	39	45	84	84	
2	L Pateman	49	31	80	80	4
3	S Goodlip (M)	29	38	67	67	13
4	A Turnbull	28	34	62	62	5
5	P Rees (M)	34	26	60	60	2
6	N Sismey (M)	27	29	56	56	4
7	C Bowles	26	28	54	54	2
8	G Peach (M)	24	27	51	51	3
9	D Garbett (M)	25	24	49	49	2
10	D Turnbull	22	25	47	47	2
11	L Blacker	23	21	44	44	3
12	S Gray (M)	21	22	43	43	1
13	S Smith	18	20	38	38	5
14	D Hughes-Dowd	20	17	37	37	1
15	H Smith	17	19	36	36	1
16	JJ Hughes-Dowd	19	16	35	35	1
17	R Litherland	31	DNS	31	31	4
18	L Bowles	DNS	23	23	23	8
19	D Latham	DNS	18	18	18	5
20	A Stevenson	16	DNS	16	16	2
21	A Thompson	DNS	15	15	15	1
22	A Woodhouse	DNS	14	14	14	1
Pos	(Juniors)	659	660	Total	65%	Diff
1	L Bowles	49	47	96	96	
2	JJ Hughes-Dowd	39	35	74	74	22
3	H Smith	34	32	66	66	8
4	E Doyle	DNS	39	39	39	27
5	T Stevenson	31	DNS	31	31	8
6	J Thomson	DNS	29	29	29	2
7	J Woodhouse	DNS	28	28	28	1
8	E Woodhouse	DNS	27	27	27	1
Pos	(Masters)	659	660	Total	65%	Diff
1	A Smith (M)	48	46	94	94	
2	S Goodlip (M)	35	42	77	77	17
3	P Rees (M)	39	29	68	68	9
4	N Sismey (M)	31	34	65	65	3
5	G Peach (M)	28	31	59	59	6
6	D Garbett (M)	29	28	57	57	2
7	S Gray (M)	27	27	54	54	3



Adult 'C' Final, Phil (8th), winner Geoff, Dan Turnbull (9th) and Dean (10th)



DHORC Final Challenge 2023						
Pos	Competitor	Wins	MIA F1	INT GC	Results	
	Name		1	2	(30)	Turn Up
	(Adult)		10-Jan	31-Jan	Points	Rate
1	P Rees (M)	2	3.0	3.5	6.5	100.00%
2	S Goodlip (M)	1	3.5	1.5	5.0	100.00%
2	D Hughes-Dowd	1	3.5	1.5	5.0	100.00%
2	G Peach (M)	2	2.5	2.5	5.0	100.00%
5	H Smith	1	1.5	3.0	4.5	100.00%
6	A Turnbull	1	1.0	3.0	4.0	100.00%
7	S Gray (M)	1	2.5	1.0	3.5	100.00%
7	A Smith (M)	1	1.5	2.0	3.5	100.00%
7	L Bowles	1	DNS	3.5	3.5	100.00%
10	L Pateman	1	2.0	0.5	2.5	100.00%
10	C Bowles		1.5	1.0	2.5	100.00%
12	L Blacker		1.5	0.5	2.0	100.00%
12	D Turnbull		1.0	1.0	2.0	100.00%
12	JJ Hughes-Dowd		1.0	1.0	2.0	100.00%
12	N Sismey (M)		0.5	1.5	2.0	100.00%
12	S Smith		0.5	1.5	2.0	100.00%
17	D Garbett (M)		1.0	0.5	1.5	100.00%
18	R Litherland		0.5	DNS	0.5	50.00%
18	D Latham		DNS	0.5	0.5	100.00%
20	A Stevenson		0.0	DNS	0.0	50.00%
20	A Woodhouse		DNS	0.0	0.0	100.00%
20	A Thompson		DNS	0.0	0.0	100.00%
Pos	(Junior)	Wins	659	661	Points	Rate
1	JJ Hughes-Dowd	1	1.5	3.0	4.5	100.00%
2	L Bowles	2	2.0	2.0	4.0	100.00%
3	H Smith		1.0	0.5	1.5	100.00%
3	E Doyle		DNS	1.5	1.5	100.00%
3	J Thomson		DNS	1.5	1.5	100.00%
6	J Woodhouse		DNS	1.0	1.0	100.00%
7	T Stevenson		0.5	DNS	0.5	50.00%
7	E Woodhouse		DNS	0.5	0.5	100.00%
Turn Up Rates			100.00%	90.00%	AVE	94.23%



Adult 'B' Final, Geoff (7th), winner Adam Turnbull, Chris (6th) and Nick Sismey (5th)





Adult 'A' finalists reluctantly shaking hands before the off. Adam (3rd), winner Angus not so sure of the 'A' Final ritual, Lee (4th) and Pole sitter Simon (2nd)



Members' Statistics

ADULT STATISTICS 1992-2023 - AFTER DHORC 660

Sheet 1 of 5 (Note: Highlighted Names are Current 2023 Members, CS = Best Consecutive Results)

MEETINGS (Junior & Adult) ATTENDED			RACES (Junior & Adult) COMPLETED			DRIVER RANKING			FINALS WON			
Pos	ADULT	No	Pos	ADULT	No	Pos	ADULT	SCORE	Pos	ADULT	No	CS
1	P REES	645	1	P REES	3,750	1	* A SMITH	2.050	1	L PATEMAN	272	(5)
2	N SISMEY	607	2	N SISMEY	3,430	2	* J SISMEY	2.750	2	P REES	236	(3)
3	L PATEMAN	570	3	L PATEMAN	3,266	3	* W LANDER	2.838	3	N SISMEY	168	(2)
4	G PEACH	434	4	G PEACH	2,457	4	* L PATEMAN	2.963	4	S GOODLIP	165	(4)
5	P BARBER	363	5	P BARBER	2,102	5	* S GOODLIP	3.575	5	M CHADWICK	117	(3)
6	S GOODLIP	360	6	S GOODLIP	1,969	6	* M CHADWICK	3.813	6	J SISMEY	103	(4)
7	A McPEAKE	299	7	A BULLOCK	1,802	7	* J TAGUE	4.538	7	G PEACH	94	(2)
8	A BULLOCK	292	8	A McPEAKE	1,658	8	* A TURNBULL	4.925	8	L SMITH	87	(3)
9	M CHADWICK	287	9	R MASTERS	1,598	9	* T MEASHAM	5.113	9	D McPEAKE	77	(2)
10	R MASTERS	280	10	M CHADWICK	1,537	10	* J NEALE	5.200	10	A SMITH	72	(5)
11	N LAMBERT	269	11	C ROYTHORNE	1,513	11	* C BOWLES	5.575	11	A McPEAKE	66	(2)
12	C ROYTHORNE	249	12	N LAMBERT	1,479	12	* N SISMEY	5.863	11	A BULLOCK	66	(2)
13	D McPEAKE	245	13	D McPEAKE	1,366	13	* P REES	5.938	13	J TAGUE	64	(2)
14	R SEAMAN	235	14	R SEAMAN	1,313	14	* R LITHERLAND	6.013	14	N LAMBERT	61	(2)
15	J SISMEY (331)	211	15	J SISMEY (1,957)	1,303	15	* K LYE	6.063	14	M ALLSOPP	61	(3)
16	L SMITH (264)	209	16	L SMITH (1,637)	1,285	16	* C ROYTHORNE	6.350	16	R SEAMAN	60	(2)
17	M ALLSOPP	203	17	M ALLSOPP	1,265	17	* D GARBETT	6.450	17	W LANDER	56	(2)
18	D TURNBULL	188	18	J LAMB	1,048	18	* A McPEAKE	6.488	18	C ROYTHORNE	55	(2)
19	J LAMB	179	19	D TURNBULL	1,041	19	* R SEAMAN	6.550	19	R MASTERS	54	(2)
20	P LEVERS	166	20	S ANAND	976	20	* R BLAKE	7.125	20	S ANAND	53	(3)
21	J TAGUE	165	21	P LEVERS	957	21	* T CHADWICK	7.250	21	J LAMB	49	(3)
22	A SMITH	159	22	J LYMER	948	21	* S ANAND	7.250	22	P LEVERS	48	(2)
23	S ANAND	154	23	J TAGUE	858	23	* G PEACH	7.263	23	A HOLLIDAY	43	(3)
24	J LYMER	146	24	K ALCOCK	848	24	* A BULLOCK	7.438	24	I BRENTNALL	41	(3)
25	D EDWARDS	139	25	A SMITH	823	25	* M ALLSOPP	7.488	24	P BARBER	41	(2)
26	K ALCOCK	131	26	D EDWARDS	801	26	* L SMITH	8.113	26	J LYMER	38	(2)
27	A HOLLIDAY	121	27	G WESTON	682	27	* R CROSSLAND	8.175	27	G WESTON	33	(2)
28	L EDWARDS	116	28	A HOLLIDAY	673	28	* D McPEAKE	8.563	28	K ALCOCK	30	(3)
29	G WESTON	113	29	W LANDER	661	29	* D BRENTNALL	8.838	29	D EDWARDS	29	(2)
30	C HENRY	109	30	L EDWARDS	654	30	* K PAYNE	8.850	29	D GARBETT	29	(2)
30	D GARBETT	109	31	J HOLMES	639	31	* J ROYTHORNE	8.938	31	B JOHNSON	28	(3)
32	W LANDER	104	32	C HENRY	552	32	* J LEVERS	9.063	31	C BOWLES	28	(2)
32	C BOWLES (181)	104	33	S SMITH	533	33	* A DAVIES	9.138	33	D TURNBULL	27	(3)
34	S SMITH	99	34	C BOWLES (931)	529	34	* P LEVERS	9.188	34	R BLAKE	26	(2)
35	J HOLMES	98	35	D GARBETT	523	35	* J LYMER	9.288	34	A TURNBULL	26	(2)
36	B JOHNSON	96	36	I BRENTNALL	511	36	* L BLACKER	9.325	36	D BRENTNALL	25	(5)
37	I BRENTNALL	94	37	B JOHNSON	509	37	* D TURNBULL	9.338	36	M ROGERS	25	(3)
37	R LAWSON	94	38	R LAWSON	504	38	* S PANK	9.775	36	J HOLMES	25	
39	T DINGLEY	87	39	R CROSSLAND	456	39	* D PASSELL	9.850	39	J NEALE	24	(2)
40	R CROSSLAND	81	40	T DINGLEY	455	40	* J LAMB	10.063	40	J LEVERS	22	(3)
41	S GRAY	80	41	J ROYTHORNE	432	41	* T DINGLEY	10.125	40	R CROSSLAND	22	(2)
42	A STAMPER	76	42	R BLAKE	383	42	* I BRENTNALL	10.325	40	L BLACKER	22	
43	S PANK	69	43	S GRAY	379	43	* M KNIGHTON	10.363	43	S MINNIS	21	(3)
43	J ROYTHORNE	69	44	A STAMPER	366	44	* G WESTON	10.375	43	S PANK	21	(2)
45	S MINNIS	67	45	S PANK	364	45	* D EDWARDS	10.438	43	T DINGLEY	21	
45	A TURNBULL (219)	67	46	J LITHERLAND	357	46	* M ROGERS	10.463	46	J ROYTHORNE	20	(2)
47	R BLAKE	62	47	S MINNIS	356	47	* S MINNIS	11.400	47	C HENRY	19	
48	J LITHERLAND	61	48	J LEVERS	322	48	* J HOLMES	12.350	48	A FEARN	18	(2)
49	J NEALE	60	49	A FEARN (360)	319	49	* A HOLLIDAY	12.413	49	S LANDER	14	(2)
50	L BLACKER	58	50	J NEALE	318	50	* B JOHNSON	12.500	50	T CHADWICK	13	(2)

(Driver Ranking = Average Position in Qualifying, Final Position, Fastest Lap & Race Laps Over Last 20 club nights)

ADULT STATISTICS 1992-2023 - AFTER DHORC 660

Sheet 2 of 5 (Note: Highlighted Names are Current 2023 Members, CS = Best Consecutive Results)

MEETINGS (Junior & Adult) ATTENDED		RACES (Junior & Adult) COMPLETED		DRIVER RANKING		FINALS WON						
Pos	ADULT	No	Pos	ADULT	No	Pos	ADULT					
51	M ROGERS	57	51	A TURNBULL (1,222)	317	51	* K ALCOCK	12.613	51	J HITCHCOCK	12	(2)
52	J LEVERS	53	52	M ROGERS	308	52	* A FEARN	12.625	51	P FOXLEY	12	(2)
53	G SCHULE	52	53	M MARTINEZ	299	53	0 M STURGESS	12.675	53	T MEASHAM	11	
54	A FEARN	49	54	K LYE	263	54	* S GRAY	12.825	53	R LITHERLAND	11	(2)
54	M MARTINEZ	49	54	L BLACKER	263	55	* R LAWSON	12.863	55	D WALKER	10	
56	D OLIVER	45	56	G SCHULE	258	56	* N LAMBERT	12.950	55	D PASSELL	10	(2)
57	D WALKER	42	57	C BULLOCK (639)	248	57	* P FOXLEY	12.963	55	L EDWARDS	10	
57	K LYE	42	58	D BRETNALL	225	58	* G SCHULE	13.238	55	S SMITH	10	
59	D BRETNALL	41	58	T CHADWICK (999)	225	59	* J TETLEY	13.313	59	S DUNN	9	(2)
60	M KNIGHTON	36	60	D OLIVER	216	60	* C HENRY	13.763	59	K LYE	9	
60	T CHADWICK (183)	36	61	D WALKER	212	61	* D GREEN	13.850	59	S GRAY	9	
60	C BULLOCK (102)	36	62	A DAVIES	211	62	* S SMITH	14.213	62	G LAMBERT	8	(4)
63	S DUNN	35	63	T MEASHAM (758)	208	63	* A STAMPER	14.300	62	J LITHERLAND	8	
64	D PASSELL	34	64	M KNIGHTON	206	64	* R MASTERS	14.325	62	C COOPER	8	
64	A DAVIES	34	65	J CHELL	202	65	* M HOLLAND	14.375	62	R LAWSON	8	
64	R LITHERLAND (186)	34	66	D PASSELL	191	66	* N CHATTE	14.488	66	R CHADWICK	7	(2)
64	A THOMPSON	34	67	S DUNN	183	67	* J LITHERLAND	14.550	66	A DAVIES	7	
68	T MEASHAM (126)	33	68	P FOXLEY	172	68	* B BRUCE	14.563	68	M JUBB	6	
69	G LAMBERT	32	69	G LAMBERT	168	69	* L EDWARDS	14.800	68	A STAMPER	6	
69	P FOXLEY	32	70	M STURGESS	163	70	* C BULLOCK	15.138	68	C BULLOCK	6	
71	J CHELL	30	71	A THOMPSON	158	71	* D OLIVER	15.688	68	K PAYNE	6	
72	M STURGESS	29	72	S SUMNER	157	72	* S DUNN	15.963	68	J TETLEY	6	(2)
73	R HITCHCOCK	27	73	B BRUCE	148	73	* G LAMBERT	16.175	68	T BALDOCK	6	
73	R CHADWICK	27	74	R CHADWICK	146	74	* A THOMPSON	16.250	68	H SMITH	6	
75	S SUMNER	26	75	J TETLEY	143	75	* S SUMNER	16.425	75	C SCHOFIELD	5	(2)
76	B BRUCE	25	76	K PAYNE	140	76	0 M MARTINEZ	16.763	75	AJ McPEAKE	5	(2)
77	C STANNARD	24	77	R HITCHCOCK	138	77	* J CHELL	17.138	75	I HOLLAND	5	
78	I HOLLAND	23	78	M HOLLAND	129	78	* C STANNARD	17.325	75	M TANSLEY	5	
78	J HITCHCOCK	23	79	J HITCHCOCK	127	79	* R HITCHCOCK	18.063	75	D OLIVER	5	
78	C SCHOFIELD	23	80	C SCHOFIELD	124	80	* C SCHOFIELD	18.113	75	D GREEN	5	
78	D GREEN	23	81	I HOLLAND	120	81	* D WALKER	18.163	75	J CHELL	5	
78	M HOLLAND	23	81	D GREEN	120	82	* P BARBER	18.938	75	R JAMES	5	
78	K PAYNE	23	83	N CHATTE	119	83	* J HITCHCOCK	21.388	83	S REVITT	4	(2)
84	J TETLEY	21	83	R LITHERLAND (1,036)	119	84	* R CHADWICK	22.013	83	R HITCHCOCK	4	
85	N CHATTE	20	85	S LANDER	118	85	* I HOLLAND	22.288	83	M KNIGHTON	4	
86	M JUBB	19	85	C STANNARD	118	N/A	T BALDOCK	2.583	83	M STURGESS	4	
87	C CARRINGTON	18	87	T HAGUES	111	N/A	S REVITT	3.792	83	M BLOOD	4	
87	T HAGUES	18	88	R JAMES	105	N/A	S LANDER	4.485	88	S PATCHING	3	
89	N MAFFIN	17	89	C CARRINGTON	100	N/A	AJ McPEAKE	6.659	88	C NORRIS	3	
89	S LANDER	17	90	M JUBB	99	N/A	A HUGHES	6.792	88	J HENRY	3	
89	P MELLOR	17	91	C BRADFORD	97	N/A	S WHITE	8.000	88	C CARRINGTON	3	
89	C BRADFORD	17	92	P MELLOR	93	N/A	C SLATER	9.250	88	A HUGHES	3	
89	C COOPER	17	93	N MAFFIN	82	N/A	S SIDDANS	10.417	88	M HOLLAND	3	
94	P COCKBILL	16	94	P COCKBILL	81	N/A	J KELLY	10.500	88	C STANNARD	3	
94	M DUTSON	16	95	D LEVERTON	75	N/A	L BOWLES	10.583	88	JJ HUGHES-DOWD	3	
96	R JAMES	15	96	M TANSLEY	73	N/A	J HENRY	11.000	96	H VD HEUVEL	2	(2)
97	M TANSLEY	14	97	YAN SHEN	68	N/A	F HOLMES	11.194	96	J KELLY	2	
98	J KELLY	13	98	J KELLY	67	N/A	C COOPER	11.500	96	C SLATER	2	(2)
98	D LEVERTON	13	99	S REVITT	63	N/A	M BLOOD	11.639	96	YAN SHEN	2	
100	S REVITT	12	100	M WATTS (130)	61	N/A	J LAWSON	11.750	96	I HALL	2	

ADULT STATISTICS 1992-2023 - AFTER DHORC 660

Sheet 3 of 5 (Note: Highlighted Names are Current 2023 Members, CS = Best Consecutive Results)

MEETINGS (Junior & Adult)			RACES (Junior & Adult)			DRIVER RANKING		FINALS WON				
ATTENDED			COMPLETED					WON				
Pos	ADULT	No	Pos	ADULT	No	Pos	ADULT	SCORE	Pos	ADULT	No	CS
100	P PURKIS	12	100	C COOPER	61	N/A	C ATKINSON	12.125	96	S SUMNER	2	
100	M WATTS (25)	12	102	J McDONALD (98)	60	N/A	H SMITH	12.438	96	B BRUCE	2	
100	T STACEY	12	103	M BLOOD	58	N/A	J MELLOR	12.650	96	C BRADFORD	2	
104	AJ McPEAKE (76)	11	103	W BLURTON	58	N/A	A DOBBINS	12.925	96	M MARTINEZ	2	
104	YAN SHEN	11	103	F HOLMES (827)	58	N/A	P WRIGHT	13.250	105	R GILLARD	1	
106	R GILLARD	10	106	I HALL	57	N/A	T STACEY	13.271	105	D ROYTHORNE	1	
106	A DOBBINS	10	106	T STACEY	57	N/A	JJ HUGHES-DOWD	13.469	105	P COCKBILL	1	
106	I HALL	10	108	T CASH	54	N/A	P ZIMMERMAN	13.500	105	J JOHNSON	1	
106	J McDONALD (16)	10	109	N WRIGHT	52	N/A	M TANSLEY	13.500	105	G SCHULE	1	
106	D HUGHES-DOWD	10	110	AJ McPEAKE (376)	50	N/A	L COPLEY	13.500	105	M WATTS	1	
111	N WRIGHT	9	110	T BALDOCK	50	N/A	N WRIGHT	13.556	105	B GEBAUERS	1	
111	M BLOOD	9	110	M DUTSON	50	N/A	C WILKINSON	14.083	105	G CLARK	1	
111	T BALDOCK	9	113	R GILLARD	49	N/A	C CARRINGTON	14.111	105	L COPLEY	1	
111	T CASH	9	113	A DOBBINS	49	N/A	K JEFFRIES	14.688	105	A DOBBINS	1	
111	F HOLMES (139)	9	113	D KENNING	49	N/A	A WOODHOUSE	14.833	105	C WILKINSON	1	
111	A STEVENSON	9	116	P PURKIS	47	N/A	Da BUCKLEY	14.844	105	R HILL	1	
117	C NORRIS	8	117	A LEE	46	N/A	S ALLDREAD	14.917	105	N CHATTLE	1	
117	Da BUCKLEY	8	117	Z MIDDLETON	46	N/A	B COOK	15.000	105	C ATKINSON	1	
117	W BLURTON	8	119	Da BUCKLEY	43	N/A	J FLETCHER	15.125	105	A THOMPSON	1	
117	D KENNING	8	120	A HUGHES (414)	42	N/A	A STEVENSON	15.250	105	A LEE	1	
117	J LAWSON (75)	8	121	P WRIGHT	40	N/A	M DUTSON	15.281	105	D LLOYD	1	
117	H SMITH (107)	8	122	G CLARK	39	N/A	W BLURTON	15.438	105	Z MIDDLETON	1	
117	JJ HUGHES-DOWD (18)	8	123	S PATCHING	38	N/A	R HEATON	15.500	105	T STACEY	1	
124	S PATCHING	7	123	C NORRIS	38	N/A	R GILLARD	15.575	105	F HOLMES	1	
124	G CLARK	7	125	J HENRY (695)	37	N/A	R JAMES	15.617	105	J McDONALD	1	
124	J HENRY (134)	7	126	C WILKINSON	35	N/A	G CLARK	15.750	105	J LAWSON	1	
124	R HILL	7	126	YUAN ZHI	35	N/A	L HENDERSON	15.750	105	D HUGHES-DOWD	1	
124	L ELMORE	7	126	L ELMORE	35	N/A	A LEE	15.833	105	L BOWLES	1	
129	D HARROP	6	126	D HUGHES-DOWD	35	N/A	D LEVERTON	15.846				
129	D HART	6	130	D BUCKLEY	33	N/A	R SPENCER	15.850				
129	P WRIGHT	6	131	R HILL	32	N/A	YUAN ZHI	15.875				
129	C WILKINSON	6	132	D HART	30	N/A	R HILL	16.071				
129	A HUGHES (67)	6	132	D HARROP	30	N/A	S KERR	16.083				
129	Ch HOLLAND	6	132	Ch HOLLAND	30	N/A	P COCKBILL	16.156				
129	D BUCKLEY	6	135	St BOWMAN	29	N/A	D LLOYD	16.167				
129	YUAN ZHI	6	135	C BLURTON	29	N/A	S PATCHING	16.179				
129	A LEE	6	135	A STEVENSON	29	N/A	D HUGHES-DOWD	16.250				
129	Z MIDDLETON	6	138	R SPENCER	28	N/A	Z MIDDLETON	16.250				
129	S KERR	6	139	C ATKINSON	27	N/A	J McDONALD	16.375				
140	R SPENCER	5	140	K JEFFRIES	26	N/A	D KENNING	16.469				
140	J MELLOR (87)	5	141	L COPLEY	25	N/A	M WATTS	16.625				
140	C BLURTON	5	141	D LLOYD	25	N/A	C NORRIS	16.714				
143	B GEBAUERS	4	143	S SIDONS	23	N/A	D LATHAM	16.750				
143	C ROBINSON	4	144	S KERR	22	N/A	T CASH	16.889				
143	S HENDRY	4	145	B GEBAUERS	21	N/A	G HADDON	17.000				
143	C ATKINSON	4	146	C ROBINSON	20	N/A	D HARROP	17.500				
143	K JEFFRIES	4	146	S HENDRY	20	N/A	St BOWMAN	17.500				
143	W PARKIN	4	148	H SMITH (571)	18	N/A	YAN SHEN	17.636				
143	St BOWMAN	4	149	W PARKIN	17	N/A	I HALL	17.650				
150	H VD HEUVEL	3	149	J LAWSON (365)	17	N/A	L ZHOU	17.750				

ADULT STATISTICS 1992-2023 - AFTER DHORC 660

Sheet 4 of 5 (Note: Highlighted Names are Current 2023 Members, CS = Best Consecutive Results)

MEETINGS (Junior & Adult)			RACES (Junior & Adult)			DRIVER RANKING		FINALS WON				
ATTENDED			COMPLETED					WON				
Pos	ADULT	No	Pos	ADULT	No	Pos	ADULT	SCORE	Pos	ADULT	No	CS
150	J JOHNSON	3	151	J JOHNSON	16	N/A	C ROBINSON	18.000				
150	S ALLDREAD	3	151	J MELLOR (497)	16	N/A	N MAFFIN	18.103				
150	L COPLEY	3	153	S ALLDREAD	15	N/A	D HART	18.208				
150	S SIDONS	3	153	S BENNETT	15	N/A	T HAGUES	18.236				
150	D LLOYD	3	155	H VD HEUVEL	14	N/A	C BRADFORD	18.279				
150	S BENNETT	3	155	P ZIMMERMANN	14	N/A	D BUCKLEY	18.333				
150	A WOODHOUSE	3	155	L HENDERSON	14	N/A	J ASHCROFT	18.375				
150	L BOWLES (61)	3	158	D ROYTHORNE	11	N/A	B FAHRNER	18.750				
159	D ROYTHORNE	2	158	JJ HUGHES-DOWD (47)	11	N/A	Ch HOLLAND	18.792				
159	J ASHCROFT	2	160	J ASHCROFT	10	N/A	C BLURTON	18.800				
159	A CARTER	2	160	A CARTER	10	N/A	B GEBAUERS	18.875				
159	B FAHRNER	2	160	B FAHRNER	10	N/A	S HENDRY	19.188				
159	L ZHOU	2	160	B COOK	10	N/A	D ROYTHORNE	19.375				
159	B COOK	2	160	J FLETCHER	10	N/A	M JUBB	19.408				
159	J FLETCHER	2	165	L ZHOU	9	N/A	S BENNETT	19.417				
166	S WHITE	1	166	L BOWLES (297)	8	N/A	J JOHNSON	19.500				
166	P DUNNE	1	167	C SLATER	7	N/A	A HARTLEY	19.750				
166	A HARTLEY	1	168	T MAKUNI	6	N/A	W PARKIN	19.813				
166	C SLATER	1	168	A WOODHOUSE	6	N/A	T MAKUNI	20.000				
166	P ZIMMERMANN	1	170	S WHITE	5	N/A	P DUNNE	20.750				
166	L HENDERSON	1	170	R HEATON	5	N/A	P MELLOR	20.882				
166	G HADDON (26)	1	170	A HARTLEY	5	N/A	A CARTER	21.625				
166	T MAKUNI	1	170	G HADDON (143)	5	N/A	L ELMORE	21.786				
166	D LATHAM	1	170	D LATHAM	5	N/A	P PURKIS	22.667				
166	R HEATON	1	175	P DUNNE	4	N/A	H VD HEUVEL	22.917				

ADULT STATISTICS 1992-2023, AFTER DHORC 660

Sheet 5 of 5 (Note: Highlighted Names are Current 2023 Members, CS = Best Consecutive Results)

POLES				IQR's				WINS				FASTEST LAPS				BEST RACE LAPS				CHAMPIONSHIPS	
Pos	ADULT	No	CS	Pos	ADULT	No	CS	Pos	ADULT	No	CS	Pos	ADULT	No	CS	Pos	ADULT	No	CS	YEAR	ADULT
1	L PATEMAN	123	(7)	1	L PATEMAN	480	(19)	1	L PATEMAN	116	(4)	1	L PATEMAN	280	(14)	1	L PATEMAN	183	(6)	1992	N SISMEY
2	M CHADWICK	101	(9)	2	N SISMEY	399	(5)	2	N SISMEY	85	(4)	2	S GOODLIP	54	(5)	2	N SISMEY	90	(5)	1993	J TAGUE
3	S GOODLIP	88	(7)	3	S GOODLIP	328	(5)	3	M CHADWICK	83	(7)	2	A SMITH	54	(6)	3	M CHADWICK	66	(3)	1994	J TAGUE
4	N SISMEY	85	(3)	4	M CHADWICK	304	(10)	3	S GOODLIP	53	(5)	4	N SISMEY	50	(4)	3	S GOODLIP	66	(3)	1995	J TAGUE (3)
5	J SISMEY	50	(4)	5	J SISMEY	210	(8)	5	J SISMEY	59	(3)	5	J TAGUE	48	(5)	5	A SMITH	58	(3)	1996	M CHADWICK
5	A SMITH	50	(4)	6	W LANDER	183	(16)	6	A SMITH	45	(3)	6	J SISMEY	38	(4)	6	J SISMEY	39	(3)	1997	M CHADWICK
7	W LANDER	42	(11)	7	A SMITH	148	(4)	7	W LANDER	41	(9)	7	W LANDER	28	(5)	7	W LANDER	37	(11)	1998	N SISMEY
8	J TAGUE	26	(4)	8	J TAGUE	126	(5)	8	J TAGUE	28	(4)	8	M CHADWICK	22	(2)	8	J TAGUE	28	(3)	1999	N SISMEY
9	P REES	18	(2)	9	P REES	104	(3)	8	P REES	28	(2)	9	A McPEAKE	13	(2)	9	P REES	23	(2)	2000	M CHADWICK
10	A McPEAKE	16	(2)	10	A McPEAKE	101	(4)	10	A McPEAKE	16	(2)	10	P REES	12	(3)	10	A McPEAKE	13	(2)	2001	M CHADWICK
11	J LYMER	14	(2)	11	J NEALE	45	(6)	11	J LYMER	13	(2)	11	J NEALE	8	(2)	11	L SMITH	10	(2)	2002	S GOODLIP
12	J NEALE	9	(3)	12	L SMITH	37	(3)	12	J NEALE	9	(2)	12	L SMITH	7	(2)	12	D GARBETT	7	(2)	2003	L PATEMAN
13	L SMITH	6	(2)	13	J LYMER	36	(3)	13	S ANAND	5	(2)	13	C ROYTHORNE	6	(2)	13	J NEALE	6	(2)	2004	L PATEMAN
14	T BALDOCK	5	(2)	14	D GARBETT	30	(3)	13	M ALLSOPP	5	(2)	14	D GARBETT	5	(2)	13	M ALLSOPP	6	(2)	2005	M CHADWICK (5)
14	D GARBETT	5	(2)	15	S ANAND	25	(2)	13	T BALDOCK	5	(2)	15	T BALDOCK	4	(2)	15	J LYMER	5	(2)	2006	W LANDER
16	S ANAND	3	(2)	16	M ALLSOPP	21	(2)	16	C ROYTHORNE	4	(2)	15	T CHADWICK	4	(2)	16	T CHADWICK	4	(2)	2007	W LANDER
16	S REVITT	3	(2)	17	T BALDOCK	19	(8)	16	L SMITH	4	(2)	15	A BULLOCK	4	(2)	16	T BALDOCK	4	(2)	2008	W LANDER (3)
16	P LEVERS	3	(2)	18	G PEACH	17	(3)	16	D GARBETT	4	(2)	18	D BRENTNALL	3	(2)	18	S ANAND	3	(2)	2009	J SISMEY
16	J LAMB	3	(2)	19	A TURNBULL	13	(2)	19	S LANDER	3	(2)	18	G PEACH	3	(2)	19	S REVITT	2	(2)	2010	L PATEMAN
20	S LANDER	2	(2)	20	C ROYTHORNE	12	(2)	19	G PEACH	3	(2)	18	J LYMER	3	(2)	19	D BRENTNALL	2	(2)	2011	L PATEMAN
20	D McPEAKE	2	(2)	20	S LANDER	12	(2)	19	A TURNBULL	3	(2)	18	J LAMB	3	(2)	19	D McPEAKE	2	(2)	2012	L PATEMAN (5)
20	A BULLOCK	2	(2)	22	D McPEAKE	11	(2)	22	S REVITT	2	(2)	18	C BOWLES	3	(2)	19	R BLAKE	2	(2)	2013	J SISMEY
20	C ROYTHORNE	2	(2)	23	S REVITT	10	(5)	22	A J McPEAKE	2	(2)	23	S REVITT	2	(2)	19	K LYE	2	(2)	2014	J SISMEY (3)
20	G PEACH	2	(2)	23	T CHADWICK	10	(5)	22	R SEAMAN	2	(2)	23	A DAVIES	2	(2)	19	P LEVERS	2	(2)	2015	N SISMEY (4)
20	C BOWLES	2	(2)	23	A BULLOCK	10	(3)	22	D McPEAKE	2	(2)	23	A TURNBULL	2	(2)	19	J LAMB	2	(2)	2016	S GOODLIP
26	T MEASHAM	1	(2)	26	T MEASHAM	9	(2)	22	T CHADWICK	2	(2)	26	M ROGERS	1	(2)	19	C ROYTHORNE	2	(2)	2017	S GOODLIP
26	K LYE	1	(2)	26	P LEVERS	9	(2)	22	J LAMB	2	(2)	26	I BRENTNALL	1	(2)	19	G PEACH	2	(2)	2018	S GOODLIP (4)
26	A DAVIES	1	(2)	26	J LAMB	9	(3)	22	R LITHERLAND	2	(2)	26	A J McPEAKE	1	(2)	19	A TURNBULL	2	(2)	2019	A SMITH
26	A TURNBULL	1	(2)	29	N LAMBERT	7	(2)	29	K LYE	1	(2)	26	D McPEAKE	1	(2)	19	C BOWLES	2	(2)	2020	N/A
				30	T DINGLEY	6	(2)	29	R HILL	1	(2)	26	B JOHNSON	1	(2)	30	M ROGERS	1	(2)	2021	A SMITH
				31	A J McPEAKE	5	(2)	29	R BLAKE	1	(2)	26	S LANDER	1	(2)	30	S MINNIS	1	(2)	2022	A SMITH (3)
				31	R SEAMAN	5	(3)	29	P LEVERS	1	(2)	26	R SEAMAN	1	(2)	30	I BRENTNALL	1	(2)		
				31	J LEVERS	5	(2)	29	J ROYTHORNE	1	(2)	26	G WESTON	1	(2)	30	S PANK	1	(2)		
				34	M ROGERS	4	(2)					26	T MEASHAM	1	(2)	30	T DINGLEY	1	(2)		
				34	S MINNIS	4	(2)					26	J LEVERS	1	(2)	30	S LANDER	1	(2)		
				34	K LYE	4	(2)					26	R BLAKE	1	(2)	30	G WESTON	1	(2)		
				34	C BOWLES	4	(2)					26	S ANAND	1	(2)	30	J LEVERS	1	(2)		
				38	D BRENTNALL	3	(2)					26	P LEVERS	1	(2)	30	R HILL	1	(2)		
				38	R BLAKE	3	(2)					26	J ROYTHORNE	1	(2)	30	S SUMNER	1	(2)		
				38	R CROSSLAND	3	(2)					26	K ALCOCK	1	(2)	30	R CROSSLAND	1	(2)		
				41	I BRENTNALL	2	(2)									30	J ROYTHORNE	1	(2)		
				41	R MASTERS	2	(2)														
				41	R LITHERLAND	2	(2)														
				44	P FOXLEY	1	(2)														
				44	S PANK	1	(2)														
				44	G WESTON	1	(2)														
				44	A FEARN	1	(2)														
				44	K PAYNE	1	(2)														
				44	J ROYTHORNE	1	(2)														
				44	K ALCOCK	1	(2)														
				44	A DAVIES	1	(2)														
				44	J CHELL	1	(2)														

IQR Means Individual Qualifying Rounds I.E. Yellow, Green, Red and Blue Lane on a Normal Club Night

JUNIOR STATISTICS 1992-2023 - AFTER DHORC 660

Sheet 1 of 4 (Note: Highlighted Names are Current 2023 Members, CS = Best Consecutive Results)

MEETINGS ATTENDED		RACES COMPLETED		DRIVER RANKING		FINALS WON						
Pos	JUNIOR	No	Pos	JUNIOR	No	Pos	JUNIOR					
1	A TURNBULL	152	1	R LITHERLAND	917	1	* L SMITH	1.113	1	R LITHERLAND	61	(5)
1	R LITHERLAND	152	2	A TURNBULL	905	2	* A HUGHES	1.175	2	J HENRY	59	(3)
3	T CHADWICK	147	3	L TURNBULL	807	3	* AJ McPEAKE	1.275	3	A HALL	56	
4	L TURNBULL	133	4	T CHADWICK	774	4	* L BOWLES	1.325	3	A TURNBULL	56	(2)
5	F HOLMES	130	5	F HOLMES	769	5	0 J MELLOR	1.400	5	T CHADWICK	51	
6	G REYES-ENGLAND	128	6	G REYES-ENGLAND	766	6	* J HENRY	1.438	6	J SISMEY	47	
7	J HENRY	127	7	J HENRY	658	7	* A HALL	1.475	7	J MELLOR	36	
8	J SISMEY	120	8	J SISMEY	654	8	* R LITHERLAND	1.600	8	H SMITH	35	(2)
9	R REES	103	9	Z ROYTHORNE	602	9	* T MEASHAM	1.638	9	L SMITH	33	
10	Z ROYTHORNE	100	10	H SMITH	553	10	* A TURNBULL	1.663	10	P CONNALLY	32	(2)
11	H SMITH	99	11	T MEASHAM	550	11	* T CHADWICK	1.825	11	M MINNIS	31	(2)
12	P CONNALLY	95	12	L BROOKS	539	12	* J SISMEY	1.839	11	A HUGHES	31	
13	C BRENTNALL	94	13	B ROYTHORNE	504	13	* M MINNIS	2.000	13	AJ McPEAKE	30	(2)
14	T MEASHAM	93	14	P CONNALLY	500	14	* J LAWSON	2.013	13	C BRENTNALL	30	(2)
15	B ROYTHORNE	84	15	A HALL	490	15	0 J PATEMAN	2.025	13	J PATEMAN	30	
16	L BROOKS	83	16	C BRENTNALL	486	16	* H SMITH	2.075	13	G REYES-ENGLAND	30	
17	J MELLOR	82	17	J MELLOR	481	17	* P CONNALLY	2.175	17	C BOWLES	28	
18	A HALL	80	18	R REES	467	18	* C BRENTNALL	2.275	17	L TURNBULL	28	(2)
19	C BOWLES	78	19	J PATEMAN	428	19	* C BULLOCK	2.300	19	L BOWLES	27	
20	T PANK	74	20	C BOWLES	402	20	* C BOWLES	2.313	20	F HOLMES	26	
21	J PATEMAN	71	21	C BULLOCK	391	21	* K ASHWORTH	2.613	21	B ROYTHORNE	25	(2)
22	M MINNIS	68	22	K LEVERS	381	22	* N GULL	2.763	21	Z ROYTHORNE	25	(3)
23	J LAWSON	67	23	T PANK	378	23	* T PANK	2.800	23	R REES	24	
24	C BULLOCK	66	24	A HUGHES	372	24	* Z ROYTHORNE	3.038	24	J STEVENSON	23	
24	K LEVERS	66	24	Ca HOLLAND	372	25	* K LEVERS	3.125	24	T MEASHAM	23	(3)
26	AJ McPEAKE	65	26	J MARTINEZ	369	26	* K ALI	3.188	26	L BROOKS	21	(2)
27	A HUGHES	61	27	L SMITH	352	27	0 L TURNBULL	3.238	27	T PANK	20	
27	Ca HOLLAND	61	27	M LITHERLAND	352	28	* B ROYTHORNE	3.250	27	J LAWSON	20	(2)
29	J MARTINEZ	59	29	J LAWSON	348	29	* P WALKER	3.325	29	K LEVERS	15	
30	L BOWLES	58	30	M MINNIS	343	30	* J LISTER	3.700	30	D BARKER	14	
31	L SMITH	55	31	AJ McPEAKE	326	31	* T GREEN	3.725	30	M LITHERLAND	14	
32	J STEVENSON	54	32	B BROOKS	325	32	* P MARTIN	3.763	32	J MARTINEZ	13	
33	M LITHERLAND	53	33	D PAUL	308	32	* R COOK	3.763	33	C DAVENPORT	12	
34	D BARKER	51	34	L BOWLES	289	34	* C DAVENPORT	3.775	33	K ALI	12	
34	B BROOKS	51	35	L CHADWICK	277	35	* S SLATER	3.813	33	D PAUL	12	(2)
36	D PAUL	49	36	J STEVENSON	276	36	* K SCHOFIELD	3.888	36	M McNULTY	10	
37	S SCHULE	47	37	D BARKER	266	37	* K COOK	4.050	36	P MARTIN	10	
37	L CHADWICK	47	38	P MARTIN	263	38	* F HOLMES	4.250	36	S BOWMAN	10	
39	P WALKER	46	39	S BOWMAN	244	39	* G HADDON	4.500	39	G HADDON	9	
40	P MARTIN	45	40	P WALKER	236	40	* E HENRY	4.650	39	T GREEN	9	
41	J LISTER	41	41	S SCHULE	234	41	* G REYES-ENGLAND	4.738	39	N GULL	9	
41	S BOWMAN	41	41	J LISTER	234	42	0 A OXSPRING	4.750	39	M BRADLEY	9	
43	J HAGUES	38	43	J HAGUES	221	43	* R REES	4.800	43	K SCHOFIELD	8	
44	K ALI	30	44	R COOK	197	44	* M BRADLEY	4.900	43	L CHADWICK	8	
45	M McNULTY	29	45	M BRADLEY	194	45	* D BARKER	5.038	43	C BULLOCK	8	
45	J BULLOCK	29	46	D JACKSON	190	46	* J STEVENSON	5.125	43	B BROOKS	8	(2)
45	R COOK	29	47	I BRADLEY	189	47	* R HUGHES	5.275	43	Ca HOLLAND	8	
45	A OXSPRING	29	48	K ALI	185	48	* J ELMORE	5.600	43	H TAYLOR	8	
45	I BRADLEY	29	48	E JACKSON	185	48	* J MARTINEZ	5.600	49	R LEY	7	
45	M BRADLEY	29	50	N BRADFORD	172	50	* M SEO	5.675	49	A CHATTLE	7	

(Driver Ranking = Average Position in Qualifying, Final Position, Fastest Lap & Race Laps Over Last 20 club nights)

JUNIOR STATISTICS 1992-2023 - AFTER DHORC 660

Sheet 2 of 4 (Note: Highlighted Names are Current 2023 Members, CS = Best Consecutive Results)

MEETINGS ATTENDED		RACES COMPLETED		DRIVER RANKING		FINALS WON					
Pos	JUNIOR	No	Pos	JUNIOR	No	Pos	JUNIOR	No	CS		
45	D JACKSON	29	51	A BRADFORD	169	51	* A CHATTLE	5.863	49	A BRADFORD	7
52	C DAVENPORT	28	52	M SEO	163	52	* L CHADWICK	6.025	52	S SLATER	6 (2)
52	E HENRY	28	52	K COOK	163	53	* J WATSON	6.063	52	P WALKER	6 (2)
52	E JACKSON	28	52	A OXSPRING	163	54	* M LITHERLAND	6.250	52	G CONNALLY	6
55	K SCHOFIELD	27	52	S ROYTHORNE	163	55	* M McNULTY	6.288	52	E HENRY	6
56	N GULL	26	56	N GULL	156	56	* J BULLOCK	6.300	52	R COOK	6
56	N BRADFORD	26	57	M McNULTY	154	57	* B BROOKS	6.488	52	E JACKSON	6
58	G HADDON	25	57	J PERRY	154	58	* D PAUL	6.550	52	D JACKSON	6 (2)
58	A BRADFORD	25	59	R HUGHES	151	59	* D JACKSON	7.088	52	T JAMES	6 (2)
58	S ROYTHORNE	25	60	J BULLOCK	150	60	* H TAYLOR	7.513	52	J HAGUES	6 (2)
61	K COOK	24	61	C DAVENPORT	149	61	* S SCHULE	7.825	61	L HAWLEY	5
61	J PERRY	24	62	K SCHOFIELD	144	62	* S BOWMAN	8.050	61	J BULLOCK	5
63	A CHATTLE	23	63	E HENRY	143	63	* E STOTT-ZAFIROPOULOS	8.063	61	A HARTLEY	5 (2)
63	L STOTT-ZAFIROPOULOS	23	64	G HADDON	138	64	* S MAFFIN	8.275	61	B CARRINGTON	5
63	J ELMORE	23	65	A CHATTLE	136	65	* L BROOKS	8.475	61	K ASHWORTH	5
66	J WATSON	22	66	L STOTT-ZAFIROPOULOS	135	66	* S MARTINEZ	8.600	61	M WARREN	5
66	R MAFFIN	22	67	H TAYLOR	134	67	* T SHARP	8.663	61	K COOK	5
66	T GREEN	22	68	K ASHWORTH	132	68	* L STOTT-ZAFIROPOULOS	8.900	61	N BRADFORD	5
66	R HUGHES	22	68	J ELMORE	132	69	* Ca HOLLAND	8.913	61	I PAUL	5 (2)
66	E STOTT-ZAFIROPOULOS	22	70	T JAMES	131	70	* R MAFFIN	8.988	70	A REES	4
71	K ASHWORTH	21	71	E STOTT-ZAFIROPOULOS	130	71	* N BRADFORD	9.550	70	J WATSON	4
71	H TAYLOR	21	72	B RILEY	124	72	* I BRADLEY	9.688	70	T SHARP	4
71	S MARTINEZ	21	73	T GREEN	119	73	* J HAGUES	9.800	70	M WATTS	4
74	S SLATER	20	74	S MARTINEZ	117	74	* S ROYTHORNE	10.000	70	J LISTER	4
74	T SHARP	20	75	J WATSON	113	75	* A BRADFORD	10.775	70	B JEFFRIES	4
74	S MAFFIN	20	76	R MAFFIN	109	76	0 T JAMES	10.863	70	E STOTT-ZAFIROPOULOS	4
74	T JAMES	20	77	S SLATER	108	77	* E JACKSON	12.500	70	L STOTT-ZAFIROPOULOS	4
78	B RILEY	19	77	B CARRINGTON	108	78	* J PERRY	13.813	70	J ELMORE	4
78	J THOMPSON	18	79	T SHARP	103	N/A	L CAPEWELL	2.438	70	S ROYTHORNE	4
80	B CARRINGTON	18	79	J GRATTON	103	N/A	JJ HUGHES-DOWD	2.675	70	J THOMPSON	4
81	R LEY	17	81	S MAFFIN	99	N/A	S GILLARD	2.725	70	E DOYLE	4
81	G CONNALLY	17	82	M WARREN	98	N/A	M WARREN	2.817	82	A PANK	3
81	J GRATTON	17	83	F McCANDLESS	96	N/A	J THOMPSON	3.079	82	C CLARK	3
81	E DOYLE	17	84	R LEY	92	N/A	J WOODHOUSE	3.417	82	R HUGHES	3
85	A HARTLEY	15	85	G CONNALLY	91	N/A	A WATHEY	3.545	82	J PERRY	3
85	J MOSEDALE	15	86	A HARTLEY	83	N/A	K JACKSON	3.563	82	J BLURTON	3
85	M WARREN	15	87	A WATHEY	72	N/A	T REES	3.667	82	JJ HUGHES-DOWD	3
88	C KAVANAGH	13	87	J MOSEDALE	72	N/A	S TAGUE	3.813	88	C WOODCOCK	2
88	M WATTS	13	87	B JEFFRIES	72	N/A	A FEARN	3.850	88	Mat McNULTY	2
90	J DOBBINS	12	90	M WATTS	69	N/A	E DOYLE	3.868	88	J MOSEDALE	2
90	F McCANDLESS	12	91	I PAUL	68	N/A	N ZIMMERMANN	3.969	88	D SPENCER	2
92	A PANK	11	92	J THOMPSON	66	N/A	R LEY	4.103	88	N ZIMMERMANN	2
92	A WATHEY	11	93	C KAVANAGH	65	N/A	C CLARK	4.179	88	A OXSPRING	2
92	N McDONALD	11	94	D JEFFRIES	62	N/A	D SPENCER	4.375	88	L BLAKE	2
95	S GILLARD	10	95	A FEARN	61	N/A	N BLACK	4.375	88	D JEFFRIES	2 (2)
95	A FEARN	10	95	I MATTHEWS	61	N/A	M BUCKLEY	4.417	88	J GRATTON	2
95	I MATTHEWS	10	95	E DOYLE	61	N/A	M WESTON	4.438	88	F McCANDLESS	2
95	JJ HUGHES-DOWD	10	98	J DOBBINS	60	N/A	T KERR	4.458	88	I BRADLEY	2
99	L HAWLEY	9	99	A PANK	58	N/A	L BLAKE	4.500	88	E PAUL	2 (2)
99	D NEALE	9	100	N McDONALD	57	N/A	M YEOMANS	4.563	88	B RILEY	2

JUNIOR STATISTICS 1992-2023 - AFTER DHORC 660

Sheet 3 of 4 (Note: Highlighted Names are Current 2023 Members, CS = Best Consecutive Results)

MEETINGS ATTENDED		RACES COMPLETED		DRIVER RANKING		FINALS WON						
Pos	JUNIOR	No	Pos	JUNIOR	No	Pos	JUNIOR	SCORE	Pos	JUNIOR	No	CS
99	C WOODCOCK	9	101	J BLURTON	56	N/A	T STEVENSON	5.056	88	J McDONALD	2	
99	Mat McNULTY	9	102	Ca BLURTON	55	N/A	I MATTHEWS	5.075	88	T KERR	2	
99	B JEFFRIES	9	103	E PAUL	54	N/A	J DOBBINS	5.083	103	S GILLARD	1	
99	D JEFFRIES	9	104	N ZIMMERMANN	51	N/A	N McDONALD	5.114	103	C KAVANAGH	1	
99	I PAUL	9	105	S GILLARD	50	N/A	A HARTLEY	5.212	103	D NEALE	1	
99	E PAUL	9	105	L HAWLEY	50	N/A	B REES	5.350	103	A MILNER	1	
99	T STEVENSON	9	107	S LIVESEY	49	N/A	J MOSEDALE	5.462	103	T REES	1	
108	M SEO	8	108	C BARTLETT	48	N/A	M WILLIS	5.750	103	R MAFFIN	1	
108	TI REES	8	109	Mat McNULTY	47	N/A	B CARRINGTON	5.847	103	T ALLDREAD	1	
108	C BARTLETT	8	110	C WOODCOCK	46	N/A	J McDONALD	6.458	103	M HART	1	
108	Ca BLURTON	8	111	D NEALE	44	N/A	B JEFFRIES	6.472	103	S MAFFIN	1	
108	J BLURTON	8	112	C CLARK	41	N/A	L BELL	6.550	103	D GEBAUERS	1	
113	A MILNER	7	113	TI REES	40	N/A	D GEBAUERS	6.750	103	L BELL	1	
113	A REES	7	114	A REES	38	N/A	E WOODHOUSE	6.750	103	M SEO	1	
113	C CLARK	7	114	J McDONALD	38	N/A	D NEALE	7.083	103	A FEARN	1	
113	N ZIMMERMANN	7	116	A MILNER	36	N/A	L HAWLEY	7.083	103	I MATTHEWS	1	
113	M BUCKLEY	7	116	JJ HUGHES-DOWD	36	N/A	D JEFFRIES	7.111	103	M WILLIS	1	
118	M HART	6	118	B REES	35	N/A	Mat McNULTY	7.167	103	B REES	1	
118	S LIVESEY	6	119	M BUCKLEY	33	N/A	C BARTLETT	7.344	103	S TAGUE	1	
118	SM BLURTON	6	120	M HART	31	N/A	J GRATTON	7.426	103	L CAPEWELL	1	
118	J McDONALD	6	120	A PARKIN	31	N/A	M WATTS	7.519	103	M BUCKLEY	1	
118	T KERR	6	120	SM BLURTON	31	N/A	C WOODCOCK	8.056	103	S LIVESEY	1	
123	L BELL	5	123	L PARKIN	30	N/A	R FREEMAN	8.417	103	L PARKIN	1	
123	B REES	5	123	T STEVENSON	30	N/A	H MOHAMMED	8.500	103	A PARKIN	1	
123	L BLAKE	5	125	K JACKSON	29	N/A	G CONNALLY	8.588	103	R FREEMAN	1	
123	A PARKIN	5	125	M WESTON	29	N/A	B RILEY	8.697	103	S MARTINEZ	1	
123	L PARKIN	5	125	R FREEMAN	29	N/A	A STOTT	8.750	103	J WOODHOUSE	1	
128	D SPENCER	4	128	L BELL	26	N/A	A MILNER	8.786	103	E DOYLE	1	
128	M YEOMANS	4	128	M YEOMANS	26	N/A	M HART	9.417	103	T STEVENSON	1	
128	M WILLIS	4	130	S TAGUE	24	N/A	Ca BLURTON	9.594				
128	S TAGUE	4	130	T KERR	24	N/A	J BLURTON	9.781				
128	K JACKSON	4	132	D SPENCER	23	N/A	A PANK	10.114				
128	L CAPEWELL	4	133	M WILLIS	20	N/A	T ALLDREAD	10.167				
128	M WESTON	4	133	L CAPEWELL	20	N/A	E GIBBS	10.417				
135	T REES	3	135	T REES	16	N/A	F McCANDLESS	10.558				
135	D ALLDREAD	3	135	T ALLDREAD	16	N/A	C KAVANAGH	10.692				
135	T ALLDREAD	3	135	D GEBAUERS	16	N/A	TI REES	10.719				
135	D GEBAUERS	3	138	D ALLDREAD	15	N/A	D ALLDREAD	10.790				
135	E GIBBS	3	138	E GIBBS	15	N/A	A REES	10.786				
135	R FREEMAN	3	140	H MOHAMMED	14	N/A	SM BLURTON	10.833				
135	J WOODHOUSE	3	141	L BLAKE	13	N/A	A PARKIN	11.300				
142	N BLACK	2	142	J WOODHOUSE	11	N/A	E PAUL	11.806				
143	H MOHAMMED	1	143	N BLACK	10	N/A	L PARKIN	12.900				
143	E WOODHOUSE	1	144	E WOODHOUSE	5	N/A	S LIVESEY	13.083				
143	A STOTT	1	144	A STOTT	5	N/A	I PAUL	13.667				

JUNIOR STATISTICS 1992-2023, AFTER DHORC 660

Sheet 4 of 4 (Note: Highlighted Names are Current 2023 Members, CS = Best Consecutive Results)

POLES				IQR's				WINS				FASTEST LAPS				BEST RACE LAPS				CHAMPIONSHIPS		
Pos	JUNIOR	No	CS	Pos	JUNIOR	No	CS	Pos	JUNIOR	No	CS	Pos	JUNIOR	No	CS	Pos	JUNIOR	No	CS	YEAR	JUNIOR	
1	R LITHERLAND	61	(6)	1	J SISMEY	215	(14)	1	A HALL	49	(13)	1	J SISMEY	59	(11)	1	R LITHERLAND	63	(7)	1992	S SLATER	
2	J SISMEY	58	(11)	2	R LITHERLAND	201	(12)	2	R LITHERLAND	46	(5)	2	R LITHERLAND	58	(7)	2	T CHADWICK	51	(7)	1993	M MINNIS	
3	J MELLOR	46	(10)	3	A TURNBULL	194	(16)	3	J SISMEY	45	(6)	3	A HALL	45	(15)	3	A HALL	50	(16)	1994	M MINNIS (2)	
4	A TURNBULL	44	(5)	4	J MELLOR	193	(15)	4	A TURNBULL	45	(5)	4	T CHADWICK	43	(6)	4	J SISMEY	45	(11)	1995	AJ McPEAKE	
5	A HALL	42	(11)	5	A HALL	177	(22)	5	T CHADWICK	44	(5)	5	A HUGHES	35	(12)	5	AJ McPEAKE	33	(6)	1996	AJ McPEAKE (2)	
6	AJ McPEAKE	34	(12)	6	T CHADWICK	165	(13)	6	J MELLOR	35	(3)	6	AJ McPEAKE	33	(7)	5	L SMITH	33	(20)	1997	C BRENTNALL	
7	T CHADWICK	33	(4)	7	L SMITH	135	(29)	7	L SMITH	33	(3)	6	L SMITH	33	(18)	5	J MELLOR	33	(6)	1998	T PANK	
7	L SMITH	33	(10)	8	M MINNIS	128	(10)	8	M MINNIS	31	(9)	8	M MINNIS	30	(6)	8	A HUGHES	32	(11)	1999	C BOWLES	
9	J HENRY	31	(6)	9	AJ McPEAKE	123	(8)	9	AJ McPEAKE	29	(6)	9	J PATEMAN	29	(5)	9	J PATEMAN	31	(6)	2000	J HENRY	
10	M MINNIS	30	(8)	10	A HUGHES	112	(24)	10	J HENRY	28	(4)	10	A TURNBULL	26	(4)	9	A TURNBULL	31	(4)	2001	J HENRY (2)	
11	J PATEMAN	29	(6)	11	J HENRY	110	(12)	10	J PATEMAN	28	(4)	11	J HENRY	25	(5)	11	M MINNIS	27	(8)	2002	T CHADWICK	
12	A HUGHES	28	(11)	12	J PATEMAN	104	(6)	12	A HUGHES	22	(6)	11	J MELLOR	25	(6)	12	J HENRY	25	(5)	2003	J SISMEY	
13	C BRENTNALL	24	(8)	13	T MEASHAM	93	(11)	13	C BRENTNALL	18	(3)	13	C BRENTNALL	20	(7)	13	C BRENTNALL	22	(7)	2004	J SISMEY (2)	
14	T MEASHAM	20	(5)	14	C BRENTNALL	87	(5)	13	T MEASHAM	18	(3)	13	T PANK	20	(5)	14	L BOWLES	19	(7)	2005	T CHADWICK (2)	
14	L BOWLES	20	(7)	15	C BOWLES	86	(4)	13	L BOWLES	18	(6)	15	H SMITH	18	(4)	15	Z ROYTHORNE	17	(6)	2006	T MEASHAM	
16	T PANK	16	(2)	16	F HOLMES	82	(3)	16	C BOWLES	15	(2)	15	L BOWLES	18	(5)	16	T PANK	15	(3)	2007	A HUGHES	
17	C BOWLES	17	(3)	17	T PANK	81	(4)	17	K LEVERS	13	(3)	17	K LEVERS	15	(3)	17	C BOWLES	13	(2)	2008	L SMITH	
17	H SMITH	11	(4)	18	P CONNALLY	44	(9)	18	T PANK	12	(2)	18	B ROYTHORNE	14	(4)	17	K LEVERS	13	(3)	2009	L SMITH (2)	
19	J LAWSON	10	(4)	19	L BOWLES	43	(10)	18	H SMITH	12	(3)	18	Z ROYTHORNE	14	(4)	19	P CONNALLY	12	(3)	2010	K LEVERS	
20	N GULL	9	(3)	20	K LEVERS	42	(4)	20	F HOLMES	10	(2)	20	P CONNALLY	10	(3)	19	T MEASHAM	12	(3)	2011	J MELLOR	
21	P CONNALLY	7	(3)	21	Z ROYTHORNE	40	(2)	20	Z ROYTHORNE	10	(2)	20	T MEASHAM	10	(2)	21	N GULL	10	(3)	2012	J MELLOR (2)	
21	K ASHWORTH	7	(2)	22	N GULL	29	(4)	20	J LAWSON	10	(3)	22	N GULL	9	(4)	21	H SMITH	10	(4)	2013	J PATEMAN	
21	K LEVERS	7	(2)	23	H SMITH	25	(6)	23	P CONNALLY	7	(2)	22	J LAWSON	9	(3)	23	J LAWSON	9	(3)	2014	A HALL	
21	Z ROYTHORNE	7	(2)	24	B ROYTHORNE	24	(4)	23	N GULL	7	(2)	24	C BOWLES	7	(2)	24	K ASHWORTH	5	(2)	2015	A HALL (2)	
25	B ROYTHORNE	6	(2)	25	R REES	23	(2)	25	J STEVENSON	5	(2)	25	P MARTIN	6	(2)	24	B ROYTHORNE	5	(2)	2016	R LITHERLAND	
26	F HOLMES	5	(2)	26	K ASHWORTH	21	(5)	25	R REES	5	(2)	26	K ASHWORTH	5	(2)	26	M WARREN	4	(2)	2017	R LITHERLAND (2)	
27	G HADDON	3	(2)	26	J LAWSON	21	(4)	25	K ALI	5	(3)	26	J LISTER	5	(2)	26	J LISTER	4	(2)	2018	A TURNBULL	
27	S GILLARD	3	(2)	28	L TURNBULL	18	(2)	25	C BULLOCK	5	(2)	26	F HOLMES	5	(2)	28	C DAVENPORT	3	(2)	2019	A TURNBULL (2)	
27	S SLATER	3	(2)	29	K ALI	16	(5)	25	K ASHWORTH	5	(2)	29	D BARKER	4	(2)	28	S SLATER	3	(2)	2020	N/A	
27	C BULLOCK	3	(2)	29	J LISTER	16	(2)	30	G HADDON	4	(2)	29	Ca HOLLAND	4	(2)	28	D BARKER	3	(2)	2021	H SMITH	
27	M WARREN	3	(2)	31	C BULLOCK	14	(4)	30	M WARREN	4	(2)	31	C DAVENPORT	3	(2)	31	K ALI	2	(2)	2022	L BOWLES	
27	J LISTER	3	(2)	32	M WARREN	13	(2)	30	J LISTER	4	(2)	31	M WARREN	3	(2)	31	C BULLOCK	2	(2)			
27	L TURNBULL	3	(2)	33	S GILLARD	12	(3)	30	B ROYTHORNE	4	(2)	31	M BUCKLEY	3	(2)	31	L BLAKE	2	(2)			
34	J STEVENSON	2	(2)	34	C DAVENPORT	10	(3)	34	S SLATER	3	(2)	34	S SLATER	2	(2)	34	P MARTIN	2	(2)			
34	R REES	2	(2)	34	G HADDON	10	(2)	34	K SCHOFIELD	3	(2)	34	J STEVENSON	2	(2)	31	F HOLMES	2	(2)			
34	Ca HOLLAND	2	(2)	34	P MARTIN	10	(2)	34	L TURNBULL	3	(2)	34	R REES	2	(2)	31	G REYES-ENGLAND	2	(2)			
34	A CHATTLE	2	(2)	37	S SLATER	9	(4)	37	C DAVENPORT	2	(2)	34	K ALI	2	(2)	37	S GILLARD	1	(2)			
38	C DAVENPORT	1	(2)	37	R COOK	8	(3)	37	L BLAKE	2	(2)	34	M LITHERLAND	2	(2)	37	K SCHOFIELD	1	(2)			
38	K ALI	1	(2)	39	K COOK	8	(3)	37	A CHATTLE	2	(2)	39	K SCHOFIELD	1	(2)	37	G HADDON	1	(2)			
38	K COOK	1	(2)	40	J STEVENSON	6	(3)	37	P MARTIN	2	(2)	39	J BULLOCK	1	(2)	37	J STEVENSON	1	(2)			
38	R COOK	1	(2)	40	Ca HOLLAND	6	(3)	37	G REYES-ENGLAND	2	(2)	39	A HARTLEY	1	(2)	37	E HENRY	1	(2)			
38	L BLAKE	1	(2)	42	D BARKER	4	(3)	42	S GILLARD	1	(2)	39	C BULLOCK	1	(2)	37	J BULLOCK	1	(2)			
38	P MARTIN	1	(2)	42	C CLARK	4	(3)	42	E HENRY	1	(2)	39	K COOK	1	(2)	37	C CLARK	1	(2)			
38	B JEFFRIES	1	(2)	42	R HUGHES	4	(3)	42	J BULLOCK	1	(2)	39	K JACKSON	1	(2)	37	R REES	1	(2)			
38	M LITHERLAND	1	(2)	42	B BROOKS	4	(3)	42	S TAGUE	1	(2)	39	M BRADLEY	1	(2)	37	K COOK	1	(2)			
38	D PAUL	1	(2)	46	K SCHOFIELD	3	(2)	42	L CAPEWELL	1	(2)	39	J ELMORE	1	(2)	37	S TAGUE	1	(2)			
38	JJ HUGHES-DOWD	1	(2)	46	M McNILTY	3	(2)	42	M BUCKLEY	1	(2)	39	D PAUL	1	(2)	37	K JACKSON	1	(2)			
				46	K JACKSON	3	(2)	42	B JEFFRIES	1	(2)	39	S ROYTHORNE	1	(2)	37	A WATHEY	1	(2)			
				46	A WATHEY	3	(2)	42	M LITHERLAND	1	(2)	39	JJ HUGHES-DOWD	1	(2)	37	Ca HOLLAND	1	(2)			
				46	A CHATTLE	3	(2)	42	J THOMPSON	1	(2)					37	M BUCKLEY	1	(2)			
				46	B JEFFRIES	3	(2)	42	J WOODHOUSE	1	(2)					37	A CHATTLE	1	(2)			
				46	D PAUL	3	(2)	42	E DOYLE	1	(2)					37	M BRADLEY	1	(2)			
				46	JJ HUGHES-DOWD	3	(2)	42	JJ HUGHES-DOWD	1	(2)					37	M LITHERLAND	1	(2)			
				54	J WATSON	2	(2)									37	L TURNBULL	1	(2)			
				54	S SCHULE	2	(2)									37	J WOODHOUSE	1	(2)			
				54	E HENRY	2	(2)									37	E DOYLE	1	(2)			
				54	J BULLOCK	2	(2)									37	JJ HUGHES-DOWD	1	(2)			
				54	S TAGUE	2	(2)															
				54	M BRADLEY	2	(2)															
				54	M WESTON	2	(2)															
				54	M LITHERLAND	2	(2)															
				54	E STOTT-ZAFIROPOULOS	2	(2)															
				54	L BROOKS	2	(2)															
				54	D JACKSON	2	(2)															
				54	J THOMPSON	2	(2)															
				66	P WALKER	1	(2)															
				66	T SHARP	1	(2)															
				66	R LEY	1	(2)															
				66	A HARTLEY	1	(2)															
				66	J MOSEDALE	1	(2)															
				66	D SPENCER	1	(2)															
				66	T REES	1	(2)															
				66	M YEOMANS	1	(2)															
				66	A OXSPRING	1	(2)															
				66	L BLAKE	1	(2)															
				66	J GRATTON	1	(2)															
				66	G REYES-ENGLAND	1	(2)															
				66	S ROYTHORNE	1	(2)															
				66	J MARTINEZ	1	(2)															
				66	E DOYLE	1	(2)															
				66	R HUGHES	1	(2)															

IQR Means Individual Qualifying Rounds I.E. Yellow, Green, Red and Blue Lane on a Normal Club Night

Outright Track Record Holders After DHORC 660

Adults

Pos	Name	Qualifying	F1	GC	F1	GC	Total
			Fastest Laps	Fastest Laps	Race Laps	Race Laps	
1	L Pateman	32	44	63	28	47	214
2	S Goodlip	20	34	10	29	16	109
3	A Smith	27	13	27	13	25	105
4	N Sismey	15	8	11	15	16	65
5	J Sismey	15	7	8	14	13	57
6	M Chadwick	12			8	9	29
7	W Lander	9	5	3	6		23
8	P Rees	2	3		11	3	19
8	A McPeake	4	3	5	7		19
10	J Tague	4	3	2	3	5	17
11	J Lymer	4	2	1	2	1	10
12	T Baldock	3	1	1	1	2	8
13	D Garbett	1	1	1	3	1	7
14	L Smith	2	1	3			6
14	A Turnbull	1	2		3		6
16	C Roythorne		2	2		1	5
17	J Neale				2	1	3
17	S Anand	1			1	1	3
17	T Chadwick		1		2		3
17	J Lamb	1		1	1		3
21	M Allsopp				2		2
21	S Lander			1	1		2
21	C Bowles	1	1				2
24	G Peach		1				1
24	D McPeake		1				1
24	J Roythorne				1		1
24	S Pank				1		1
Total		144	122	130	136	135	721

Note: Some Records Can Be Held By More Than One Member - Highlighted Names 2023 Members

Outright Track Record Holders After DHORC 660

Juniors

Pos	Name	Qualifying	F1	GC	F1	GC	Total
			Fastest Laps	Fastest Laps	Race Laps	Race Laps	
1	A Turnbull	31	22	16	34	17	120
2	R Litherland	24	21	26	14	28	113
3	J Sismey	15	15	12	11	17	70
4	A Hall	12	9	7	13	12	53
5	T Chadwick	7	6	10	7	19	49
6	AJ McPeake	10	9	4	9	4	36
7	L Bowles	11	4	4	4	7	30
8	T Measham	6	4	1	13	3	27
8	J Henry	2	9	5	9	2	27
10	J Mellor	10	4	4	2	4	24
11	H Smith	7	4	5	3	2	21
12	M Minnis	6	2	4	2	5	19
13	Z Roythorne	2	2	6		8	18
14	J Pateman	4	4	5	1	3	17
15	B Roythorne	1	1	6		2	10
16	J Lawson	1	2	2	3	1	9
16	F Holmes	1	3	2	3		9
16	C Brentnall		2	3		4	9
19	A Hughes	2	1	5			8
19	L Smith		4		4		8
21	T Pank		1	3	2		6
21	C Bowles	2	1		1	2	6
23	P Connally		1	3			4
23	R Rees	1	1	1		1	4
23	K Ashworth	1	1	1		1	4
23	L Turnbull	1	1		2		4
27	K Levers		1		1	1	3
28	P Martin		1		1		2
28	N Gull		1		1		2
30	Ca Holland			1			1
30	E Henry		1				1
30	C Clark					1	1
30	K Ali				1		1
30	B Brooks				1		1
30	J Elmore		1				1
30	S Roythorne			1			1
30	A Hartley			1			1
Total		157	139	138	142	144	720

Note: Some Records Can Be Held By More Than One Member - Highlighted Names 2023 Members

DHORC Statistics 2023

Poles		Adult			Junior			Poles	
Records	Name	Total	2023	Name	Total	2023	Records		
All Time	L Pateman	123	1	L Bowles	20	2	All Time		
L Pateman 123	S Goodlip	88	1	H Smith	11		R Litherland 61		
Season	N Sismey	85		JJ Hughes-Dowd	1		Season		
S Goodlip 17	A Smith	50					L Smith 21		
	P Rees	18							
	D Garbett	5							
	G Peach	2							
	C Bowles	2							
	A Turnbull	1							
Race Wins		Adult			Junior			Race Wins	
Records	Name	Total	2023	Name	Total	2023	Records		
All Time	L Pateman	117	1	L Bowles	18	2	All Time		
L Pateman 117	N Sismey	85		H Smith	12		A Hall 49		
Season	S Goodlip	83		JJ Hughes-Dowd	1		Season		
W Lander 16	A Smith	45	1	J Thompson	1		L Smith 20		
	P Rees	28		J Woodhouse	1		A Hall 20		
	D Garbett	4		E Doyle	1				
	G Peach	3							
	A Turnbull	3							
	R Litherland	2							
Fast Laps		Adult			Junior			Fast Laps	
Records	Name	Total	2023	Name	Total	2023	Records		
All Time	L Pateman	280		H Smith	18		All Time		
L Pateman 280	S Goodlip	54		L Bowles	18	2	J Sismey 59		
Season	A Smith	54	2	JJ Hughes-Dowd	1		Season		
L Pateman 19	N Sismey	50					L Smith 21		
A Smith 19	P Rees	12							
	D Garbett	5							
	G Peach	3							
	C Bowles	3							
	A Turnbull	2							
Race Laps		Adult			Junior			Race Laps	
Records	Name	Total	2023	Name	Total	2023	Records		
All Time	L Pateman	183	1	L Bowles	19	2	All Time		
L Pateman 183	N Sismey	90		H Smith	10		R Litherland 63		
Season	S Goodlip	66		JJ Hughes-Dowd	1		Season		
W Lander 16	A Smith	58	1	J Woodhouse	1		A Hall 22		
	P Rees	23		E Doyle	1				
	D Garbett	7							
	G Peach	2							
	A Turnbull	2							
	C Bowles	2							

Distance Covered In DHORC Club Championship 2023							
Pos	Competitor	Class	Laps	Feet	Feet / Race	Miles	Races
1	S Goodlip	A	259.5	27,599	2,509	5.2	11
2	G Peach	A	254.3	27,161	2,263	5.1	12
3	A Turnbull	A	250.1	26,845	2,440	5.1	11
4	P Rees	A	252.0	26,763	2,230	5.1	12
5	A Smith	A	239.4	25,546	2,555	4.8	10
6	L Pateman	A	240.1	25,516	2,552	4.8	10
7	N Sismey	A	218.7	23,308	2,331	4.4	10
8	C Bowles	A	216.9	23,132	2,313	4.4	10
9	S Gray	A	205.7	21,769	1,979	4.1	11
10	D Garbett	A	199.0	21,106	2,111	4.0	10
11	D Turnbull	A	193.2	20,579	2,058	3.9	10
12	L Bowles	J	189.0	20,103	2,010	3.8	10
13	JJ Hughes-Dowd	J	187.2	20,055	1,823	3.8	11
14	L Blacker	A	189.2	20,043	2,004	3.8	10
15	D Hughes-Dowd	A	172.6	18,192	1,654	3.4	11
16	S Smith	A	167.4	17,887	1,789	3.4	10
17	H Smith	J	156.3	16,692	1,669	3.2	10
18	R Litherland	A	115.2	11,443	2,289	2.2	5
19	A Thompson	A	85.7	9,770	1,954	1.9	5
20	D Latham	A	84.2	9,599	1,920	1.8	5
21	E Doyle	J	83.7	9,542	1,908	1.8	5
22	A Stevenson	A	94.9	9,427	1,885	1.8	5
23	J Thompson	A	74.1	8,447	1,689	1.6	5
24	A Woodhouse	A	72.7	8,288	1,658	1.6	5
25	J Woodhouse	J	71.9	8,197	1,639	1.6	5
26	H Smith	A	58.2	6,374	2,125	1.2	3
27	E Woodhouse	J	54.2	6,179	1,236	1.2	5
28	T Stevenson	J	61.8	6,139	1,228	1.2	5
29	L Bowles	A	42.8	4,879	2,440	0.9	2
30	JJ Hughes-Dowd	A	32.0	3,406	1,703	0.6	2
Pos	Competitor	Class	4,522.0	483,984.2	1,998.8	91.7	236

Next Circuit

Cadwell Park



Where Do We Race Next?

What Are The Records?

Who Has Been On The Podium?

Circuit History

Cadwell Park is a motor racing circuit in Lincolnshire, England, 5 mi (8.0 km) south of Louth, owned and operated by MotorSport Vision, a business associated with former racing driver Jonathan Palmer. Sited on former parkland across a steep-sided valley with dips and crests, the circuit features sharp changes in gradient, including one section called The Mountain where bikes can become airborne by up to several feet. Its mix of challenging corners has led to its nickname as the Mini-Nürburgring.

Rounds 3&4		Cadwell Park (UK)			Rounds 19&20						
				Previous Results							
Adults				1st	2nd	3rd					
DHORE	1	07-Jul	1992	96'	N Sismey	S Revitt	A Smith				
DHORE	2	11-Aug	1992	96'	N Sismey	S Revitt	J Tague				
DHORE	3	01-Sep	1992	96'	J Tague	S Revitt	N Sismey				
DHORE	4	06-Oct	1992	96'	S Revitt	J Neale	A Smith				
DHORE	5	17-Nov	1992	96'	N Sismey	S Revitt	J Neale				
DHORE	6	08-Dec	1992	96'	A Smith	N Sismey	J Neale				
DHORE	197	07-Jan	2003	94' 9"	M Chadwick	L Pateman	S Goodlip				
DHORE	219	06-Jan	2004	94' 9"	L Pateman	M Chadwick	S Goodlip				
DHORE	277	05-Sep	2006	98' 7"	L Pateman	W Lander	N Sismey				
DHORE	331	27-Jan	2009	98' 7"	J Sismey	M Chadwick	T Chadwick				
DHORE	379	25-Jan	2011	98' 7"	M Chadwick	M Allsopp	A McPeake				
DHORE	431	29-Jan	2013	98' 7"	L Pateman	S Anand	J Sismey				
DHORE	476	23-Sep	2014	96'	G Peach	J Lymer	R Crossland				
DHORE	601	16-Jul	2019	96'	P Rees	A Smith	N Sismey				
DHORE	661	21-Feb	2023	96'							
DHORE	662	21-Feb	2023	96'							
Juniors				1st	2nd	3rd					
DHORE	1	07-Jul	1992	96'	S Slater	S Gillard	C Davenport				
DHORE	2	11-Aug	1992	96'	S Slater	S Gillard	TI Rees				
DHORE	3	01-Sep	1992	96'	S Slater	C Davenport	S Gillard				
DHORE	4	06-Oct	1992	96'	M Minnis	S Gillard	S Slater				
DHORE	5	17-Nov	1992	96'	S Slater	M Minnis	AJ McPeake				
DHORE	6	08-Dec	1992	96'	S Gillard	M Minnis	C Davenport				
DHORE	197	07-Jan	2003	94' 9"	J Sismey	T Chadwick	T Measham				
DHORE	219	06-Jan	2004	94' 9"	J Sismey	T Chadwick	R Rees				
DHORE	277	05-Sep	2006	98' 7"	T Measham	A Hughes	M Yeomans				
DHORE	331	27-Jan	2009	98' 7"	L Smith	K Jackson	R Cook				
DHORE	379	25-Jan	2011	98' 7"	J Pateman	J Mellor	Ca Holland				
DHORE	431	29-Jan	2013	98' 7"	J Lister	J Mellor	J Pateman				
DHORE	476	23-Sep	2014	96'	A Hall	R Litherland	A Turnbull				
DHORE	601	16-Jul	2019	96'	R Litherland	L Turnbull	L Bowles				
DHORE	661	21-Feb	2023	96'							
DHORE	662	21-Feb	2023	96'							

Circuit Records			Lap Length 96' 0"	
Qualifying	A Smith	16Jul19		
	101.0 Laps			
Fastest Laps				
F1	A Smith	16Jul19		
	6.64 Secs			
GC	A Smith	16Jul19		
	4.97 Secs			
Race Laps				
F1	A Smith	16Jul19		
	24.0 Laps			
GC	J Sismey	23Sep14		
	29.9 Laps			
Final Points				
9.0 Points	J Sismey	23Sep14		

DHORE 661 & 662

Cadwell Park Best Off Chart 1 (Adults)

Qualifying					Open Wheel Race Laps					Enclosed Wheel Race Laps				
Pos	Adult	Laps	MPH	Date	Pos	Adult	Laps	MPH	Date	Pos	Adult	Laps	MPH	Date
1	A Smith	101.0	9.182	16-Jul-19	1	A Smith	24.0	8.727	16-Jul-19	1	J Sismey	29.9	10.873	23-Sep-14
2	J Lymer	96.5	8.773	23-Sep-14	2	N Sismey	23.9	8.691	23-Sep-14	2	G Peach	29.4	10.691	23-Sep-14
3	P Rees	96.0	8.727	23-Sep-14	3	P Rees	23.8	8.655	23-Sep-14	3	J Lymer	28.7	10.436	23-Sep-14
4	G Peach	95.9	8.718	23-Sep-14	4	S Anand	23.1	8.400	23-Sep-14	4	A Smith	28.4	10.327	16-Jul-19
5	R Crossland	95.8	8.709	23-Sep-14	4	P Levers	23.1	8.400	23-Sep-14	5	P Levers	28.1	10.218	23-Sep-14
6	S Anand	95.4	8.673	23-Sep-14	4	S Goodlip	23.1	8.400	23-Sep-14	6	R Crossland	27.0	9.818	23-Sep-14
7	N Sismey	95.3	8.664	16-Jul-19	7	R Crossland	22.8	8.291	23-Sep-14	7	S Anand	26.9	9.782	23-Sep-14
8	M Allsopp	94.5	8.591	23-Sep-14	8	C Bowles	22.4	8.145	16-Jul-19	8	P Rees	26.5	9.636	23-Sep-14
9	P Levers	93.1	8.464	23-Sep-14	9	G Peach	22.3	8.109	23-Sep-14	9	M Allsopp	25.8	9.382	23-Sep-14
10	S Goodlip	89.7	8.155	23-Sep-14	10	J Lymer	22.1	8.036	23-Sep-14	9	J Roythorne	25.8	9.382	23-Sep-14
11	D Garbett	88.8	8.073	16-Jul-19	11	M Allsopp	21.9	7.964	23-Sep-14	9	D Garbett	25.8	9.382	16-Jul-19
12	C Bowles	87.9	7.991	16-Jul-19	12	J Sismey	21.2	7.709	23-Sep-14	12	J Holmes	25.7	9.345	23-Sep-14
13	D Turnbull	87.5	7.955	16-Jul-19	13	D Garbett	21.0	7.636	16-Jul-19	13	S Goodlip	25.6	9.309	23-Sep-14
14	D Passell	87.4	7.945	23-Sep-14	14	L Pateman	20.8	7.564	23-Sep-14	13	D Passell	25.6	9.309	23-Sep-14
15	J Roythorne	87.3	7.936	23-Sep-14	15	D Passell	20.4	7.418	23-Sep-14	15	N Sismey	25.5	9.273	23-Sep-14
16	C Roythorne	85.9	7.809	23-Sep-14	16	D Turnbull	20.3	7.382	16-Jul-19	16	C Bowles	24.8	9.018	16-Jul-19
17	L Pateman	84.2	7.655	23-Sep-14	17	J Mellor	20.0	7.273	23-Sep-14	17	C Roythorne	24.5	8.909	23-Sep-14
18	L Smith	82.6	7.509	16-Jul-19	17	M Martinez	20.0	7.273	16-Jul-19	18	D Turnbull	24.1	8.764	23-Sep-14
19	J Mellor	81.8	7.436	23-Sep-14	19	C Roythorne	19.8	7.200	23-Sep-14	19	J Litherland	24.0	8.727	23-Sep-14
20	J Holmes	81.3	7.391	23-Sep-14	19	L Smith	19.8	7.200	16-Jul-19	20	J Mellor	23.8	8.655	23-Sep-14
21	K Alcock	80.2	7.291	23-Sep-14	21	J Holmes	19.5	7.091	23-Sep-14	20	J Lamb	23.8	8.655	23-Sep-14
22	D Edwards	79.9	7.264	16-Jul-19	22	J Roythorne	19.4	7.055	23-Sep-14	22	L Smith	23.7	8.618	16-Jul-19
23	J Lamb	79.7	7.245	23-Sep-14	22	K Alcock	19.4	7.055	23-Sep-14	23	D Edwards	23.4	8.509	16-Jul-19
24	L Blacker	77.5	7.045	16-Jul-19	24	D Edwards	19.1	6.945	16-Jul-19	24	A Thompson	23.1	8.400	23-Sep-14
25	J Litherland	76.0	6.909	23-Sep-14	25	L Blacker	18.6	6.764	16-Jul-19	25	L Blacker	22.7	8.255	16-Jul-19
26	A Thompson	75.3	6.845	23-Sep-14	26	J Lamb	18.4	6.691	23-Sep-14	26	L Pateman	22.4	8.145	23-Sep-14
27	S Gray	72.4	6.582	16-Jul-19	27	C Bradford	17.6	6.400	23-Sep-14	27	K Alcock	22.0	8.000	23-Sep-14
28	C Bradford	71.4	6.491	23-Sep-14	28	A Thompson	17.0	6.182	23-Sep-14	28	S Gray	20.9	7.600	16-Jul-19
29	M Martinez	71.1	6.464	16-Jul-19	29	L Williamson	16.8	6.109	16-Jul-19	29	R Masters	20.3	7.382	16-Jul-19
30	R Masters	69.2	6.291	16-Jul-19	30	S Gray	16.6	6.036	16-Jul-19	30	C Bradford	19.3	7.018	23-Sep-14
31	L Williamson	66.0	6.000	16-Jul-19	30	J Litherland	16.6	6.036	23-Sep-14	31	L Williamson	18.9	6.873	16-Jul-19
32	J Sismey	65.9	5.991	23-Sep-14	32	R Masters	14.9	5.418	16-Jul-19	32	M Martinez	18.0	6.545	16-Jul-19

Cadwell Park Best Off Chart 1 (Juniors)

Qualifying					Open Wheel Race Laps					Enclosed Wheel Race Laps				
Pos	Adult	Laps	MPH	Date	Pos	Adult	Laps	MPH	Date	Pos	Adult	Laps	MPH	Date
1	A Hall	87.9	7.991	23-Sep-14	1	A Hall	21.4	7.782	23-Sep-14	1	A Hall	23.8	8.655	23-Sep-14
2	R Litherland	85.2	7.745	23-Sep-14	2	R Litherland	20.7	7.527	23-Sep-14	1	R Litherland	23.8	8.655	16-Jul-19
3	L Turnbull	75.7	6.882	16-Jul-19	3	L Turnbull	19.7	7.164	16-Jul-19	3	F Holmes	22.6	8.218	23-Sep-14
4	A Turnbull	75.6	6.873	23-Sep-14	3	L Bowles	19.7	7.164	16-Jul-19	4	M Litherland	21.4	7.782	23-Sep-14
5	F Holmes	71.3	6.482	23-Sep-14	5	B Brooks	19.4	7.055	23-Sep-14	5	A Turnbull	21.3	7.745	23-Sep-14
6	B Brooks	70.7	6.427	23-Sep-14	6	A Turnbull	19.0	6.909	23-Sep-14	6	B Brooks	20.1	7.309	23-Sep-14
7	M Litherland	69.8	6.345	23-Sep-14	7	E Stott-Zafiroopoulos	18.6	6.764	23-Sep-14	6	L Turnbull	20.1	7.309	16-Jul-19
8	G Reyes-England	65.6	5.964	16-Jul-19	8	M Litherland	17.8	6.473	23-Sep-14	8	G Reyes-England	19.8	7.200	16-Jul-19
9	L Bowles	64.8	5.891	16-Jul-19	9	A Bradford	17.2	6.255	23-Sep-14	9	L Bowles	19.6	7.127	16-Jul-19
10	A Bradford	64.3	5.845	23-Sep-14	10	F Holmes	17.0	6.182	23-Sep-14	10	J Martinez	19.1	6.945	16-Jul-19
11	E Stott-Zafiroopoulos	63.4	5.764	23-Sep-14	11	L Stott-Zafiroopoulos	16.8	6.109	23-Sep-14	11	A Bradford	18.6	6.764	23-Sep-14
12	L Stott-Zafiroopoulos	61.3	5.573	23-Sep-14	12	D Jackson	16.6	6.036	23-Sep-14	12	L Brooks	17.4	6.327	23-Sep-14
13	J Martinez	60.5	5.500	16-Jul-19	13	Ca Holland	15.5	5.636	23-Sep-14	13	N Bradford	16.9	6.145	23-Sep-14
14	D Jackson	58.0	5.273	23-Sep-14	14	N Bradford	15.1	5.491	23-Sep-14	14	L Stott-Zafiroopoulos	16.4	5.964	23-Sep-14
15	N Bradford	56.9	5.173	23-Sep-14	15	E Jackson	14.7	5.345	23-Sep-14	15	S Bowman	16.1	5.855	16-Jul-19
16	S Bowman	55.3	5.027	16-Jul-19	16	J Martinez	14.4	5.236	16-Jul-19	16	D Jackson	15.3	5.564	23-Sep-14
17	Ca Holland	55.0	5.000	23-Sep-14	17	G Reyes-England	13.8	5.018	16-Jul-19	16	Ca Holland	15.3	5.564	23-Sep-14
18	E Jackson	54.7	4.973	23-Sep-14	18	S Bowman	13.3	4.836	16-Jul-19	18	E Stott-Zafiroopoulos	15.0	5.455	23-Sep-14
19	L Brooks	47.3	4.300	23-Sep-14	19	J Perry	11.7	4.255	23-Sep-14	19	E Jackson	14.0	5.091	23-Sep-14
20	J Perry	46.9	4.264	23-Sep-14	20	L Brooks	10.0	3.636	23-Sep-14	20	J Perry	13.5	4.909	23-Sep-14
21	S Martinez	31.7	2.882	16-Jul-19	21	S Martinez	6.9	2.509	16-Jul-19	21	S Martinez	10.5	3.818	16-Jul-19



Cadwell Park Best Off Chart 2 (Adults)

Open Wheel Fastest Laps					Enclosed Wheel Fastest Laps					Final Points			
Pos	Adult	Sec	MPH	Date	Pos	Adult	Sec	MPH	Date	Pos	Adult	PTS	Date
1	A Smith	6.64	9.858	16-Jul-19	1	A Smith	4.97	13.170	16-Jul-19	1	J Sismey	9.0	23-Sep-14
2	J Sismey	6.67	9.813	23-Sep-14	2	J Sismey	5.44	12.032	23-Sep-14	2	G Peach	3.5	16-Jul-19
3	S Goodlip	6.71	9.755	23-Sep-14	3	G Peach	5.52	11.858	23-Sep-14	3	P Levers	3.0	23-Sep-14
4	L Pateman	6.82	9.597	23-Sep-14	4	L Pateman	5.60	11.688	23-Sep-14	3	R Crossland	3.0	23-Sep-14
5	M Allsopp	6.88	9.514	23-Sep-14	5	R Crossland	5.67	11.544	23-Sep-14	3	L Blacker	3.0	16-Jul-19
6	D Garbett	6.92	9.459	16-Jul-19	5	P Levers	5.67	11.544	23-Sep-14	6	C Bowles	2.5	16-Jul-19
7	S Anand	6.99	9.364	23-Sep-14	7	P Rees	5.79	11.305	23-Sep-14	7	P Rees	2.0	16-Jul-19
8	N Sismey	7.02	9.324	23-Sep-14	8	M Allsopp	5.82	11.246	23-Sep-14	8	J Lymer	1.5	23-Sep-14
9	P Rees	7.09	9.232	23-Sep-14	9	S Goodlip	5.85	11.189	23-Sep-14	8	S Anand	1.5	23-Sep-14
10	P Levers	7.13	9.180	23-Sep-14	10	N Sismey	5.88	11.132	23-Sep-14	8	S Goodlip	1.5	23-Sep-14
11	D Edwards	7.14	9.167	16-Jul-19	10	C Bowles	5.88	11.132	16-Jul-19	8	D Passell	1.5	23-Sep-14
12	R Crossland	7.15	9.154	23-Sep-14	12	J Lymer	5.89	11.113	23-Sep-14	8	J Mellor	1.5	23-Sep-14
13	S Gray	7.18	9.116	16-Jul-19	13	C Roythorne	5.90	11.094	23-Sep-14	8	J Holmes	1.5	23-Sep-14
14	C Bowles	7.27	9.003	16-Jul-19	14	L Smith	5.99	10.927	16-Jul-19	8	J Litherland	1.5	23-Sep-14
14	L Smith	7.27	9.003	16-Jul-19	15	J Roythorne	6.00	10.909	23-Sep-14	8	A Smith	1.5	16-Jul-19
16	G Peach	7.31	8.954	16-Jul-19	15	J Holmes	6.00	10.909	23-Sep-14	8	L Williamson	1.5	16-Jul-19
17	K Alcock	7.38	8.869	23-Sep-14	17	J Litherland	6.04	10.837	23-Sep-14	17	J Roythorne	1.0	23-Sep-14
18	C Roythorne	7.51	8.716	23-Sep-14	18	D Garbett	6.06	10.801	16-Jul-19	17	L Pateman	1.0	23-Sep-14
19	J Holmes	7.53	8.693	23-Sep-14	19	J Mellor	6.23	10.506	23-Sep-14	17	K Alcock	1.0	23-Sep-14
20	J Litherland	7.66	8.545	23-Sep-14	20	S Anand	6.27	10.439	23-Sep-14	17	A Thompson	1.0	23-Sep-14
21	J Lymer	7.80	8.392	23-Sep-14	20	D Turnbull	6.27	10.439	23-Sep-14	17	N Sismey	1.0	16-Jul-19
22	J Roythorne	7.81	8.381	23-Sep-14	22	D Passell	6.28	10.423	23-Sep-14	17	D Turnbull	1.0	16-Jul-19
23	D Turnbull	7.82	8.370	23-Sep-14	23	K Alcock	6.39	10.243	23-Sep-14	17	L Smith	1.0	16-Jul-19
24	J Mellor	7.83	8.359	23-Sep-14	24	D Edwards	6.53	10.024	16-Jul-19	17	S Gray	1.0	16-Jul-19
25	D Passell	7.99	8.192	23-Sep-14	25	A Thompson	6.57	9.963	23-Sep-14	25	M Allsopp	0.5	23-Sep-14
26	J Lamb	8.11	8.071	23-Sep-14	26	J Lamb	6.68	9.799	23-Sep-14	25	C Roythorne	0.5	23-Sep-14
27	M Martinez	8.13	8.051	16-Jul-19	27	R Masters	6.69	9.784	16-Jul-19	25	J Lamb	0.5	23-Sep-14
28	L Blacker	8.19	7.992	16-Jul-19	28	L Blacker	6.88	9.514	16-Jul-19	25	D Garbett	0.5	16-Jul-19
29	C Bradford	8.26	7.924	23-Sep-14	29	L Williamson	7.97	8.213	16-Jul-19	25	D Edwards	0.5	16-Jul-19
30	A Thompson	8.33	7.858	23-Sep-14	30	S Gray	8.04	8.141	16-Jul-19	25	R Masters	0.5	16-Jul-19
31	L Williamson	8.57	7.638	16-Jul-19	31	M Martinez	8.22	7.963	16-Jul-19	31	M Martinez	0.0	16-Jul-19
32	R Masters	9.22	7.099	16-Jul-19	32	C Bradford	8.35	7.839	23-Sep-14	31	C Bradford	0.0	23-Sep-14

Cadwell Park Best Off Chart 2 (Juniors)

Open Wheel Fastest Laps					Enclosed Wheel Fastest Laps					Final Points			
Pos	Adult	Sec	MPH	Date	Pos	Adult	Sec	MPH	Date	Pos	Adult	PTS	Date
1	R Litherland	7.51	8.716	23-Sep-14	1	A Hall	6.39	10.243	23-Sep-14	1	L Brooks	5.0	23-Sep-14
2	A Hall	7.81	8.381	23-Sep-14	2	R Litherland	6.49	10.085	23-Sep-14	2	L Bowles	3.0	16-Jul-19
3	J Martinez	8.02	8.161	16-Jul-19	3	M Litherland	7.02	9.324	23-Sep-14	3	F Holmes	2.5	23-Sep-14
4	L Bowles	8.03	8.151	16-Jul-19	4	J Martinez	7.10	9.219	16-Jul-19	3	A Bradford	2.5	23-Sep-14
5	A Turnbull	8.34	7.848	23-Sep-14	5	L Bowles	7.12	9.193	16-Jul-19	5	A Hall	2.0	23-Sep-14
6	L Stott-Zafiroopoulos	8.44	7.755	23-Sep-14	6	L Turnbull	7.21	9.078	16-Jul-19	5	R Litherland	2.0	16-Jul-19
7	M Litherland	8.48	7.719	23-Sep-14	7	A Turnbull	7.22	9.066	23-Sep-14	7	M Litherland	1.5	23-Sep-14
8	L Turnbull	8.49	7.710	16-Jul-19	8	F Holmes	7.37	8.881	23-Sep-14	7	L Stott-Zafiroopoulos	1.5	23-Sep-14
9	B Brooks	8.62	7.593	23-Sep-14	9	G Reyes-England	7.42	8.821	16-Jul-19	7	Ca Holland	1.5	23-Sep-14
10	A Bradford	8.94	7.322	23-Sep-14	10	B Brooks	7.85	8.338	23-Sep-14	7	J Perry	1.5	23-Sep-14
11	E Stott-Zafiroopoulos	8.96	7.305	23-Sep-14	11	L Brooks	7.97	8.213	23-Sep-14	7	L Turnbull	1.5	16-Jul-19
12	F Holmes	9.02	7.257	23-Sep-14	12	L Stott-Zafiroopoulos	8.07	8.111	23-Sep-14	7	J Martinez	1.5	16-Jul-19
13	N Bradford	9.22	7.099	23-Sep-14	13	A Bradford	8.15	8.031	23-Sep-14	13	A Turnbull	1.0	23-Sep-14
14	D Jackson	9.28	7.053	23-Sep-14	14	N Bradford	8.33	7.858	23-Sep-14	13	B Brooks	1.0	23-Sep-14
15	G Reyes-England	9.58	6.832	16-Jul-19	15	S Bowman	8.64	7.576	16-Jul-19	13	N Bradford	1.0	23-Sep-14
16	S Bowman	9.62	6.804	16-Jul-19	15	S Martinez	8.64	7.576	16-Jul-19	13	E Jackson	1.0	23-Sep-14
17	E Jackson	9.63	6.797	23-Sep-14	17	E Stott-Zafiroopoulos	8.80	7.438	23-Sep-14	13	S Martinez	1.0	16-Jul-19
18	Ca Holland	9.78	6.693	23-Sep-14	18	D Jackson	8.91	7.346	23-Sep-14	18	E Stott-Zafiroopoulos	0.5	23-Sep-14
19	J Perry	11.83	5.533	23-Sep-14	19	Ca Holland	9.82	6.665	23-Sep-14	18	G Reyes-England	0.5	16-Jul-19
20	L Brooks	11.85	5.524	23-Sep-14	20	J Perry	10.20	6.417	23-Sep-14	18	S Bowman	0.5	16-Jul-19
21	S Martinez	17.28	3.788	16-Jul-19	21	E Jackson	10.41	6.288	23-Sep-14	18	D Jackson	0.5	23-Sep-14



LEXAN BODY CATALOGUE

Legends

SWB = 38mm (1.5")
between axle centres

LWB = 41mm (1.6")
between axle centres



AC Cobra
Convertible
LWB



Acura NSX
GT3 2017
LWB
30mm Clip



Alfa Romeo 155
Touring Car
LWB
29mm Clip



Alfa Romeo
BTCC
LWB
30mm Clip



Alfa Romeo
TZ3 Corsa
SWB
29mm Clip



Aston Martin
Vantage GT3
LWB



Audi
R8LMS GT3
LWB



Audi S3
BTCC
LWB
27mm Clip



Austin
Mini Cooper
SWB
28mm Clip



Bentley
Continental GT3
LWB
30mm Clip















BMW
320i Turbo Grp5
SWB
27mm Clip




BMW 1 Series
BTCC
LWB
29mm Clip








































BMW
M1
SWB
30mm Clip
















			
BMW M3 GT2 LWB 27mm Clip	BMW Z4 GT3 LWB	BMW Z8 Convertible LWB 30mm Clip	Bugatti EB110 SWB 32mm Clip
			
Bugatti Veyron LWB 31mm Clip			
			
Chevrolet Nastruck LWB 30mm Clip	Chevron B19 SWB or LWB 29mm Clip	Corvette C5r GT SWB 30mm Clip	Corvette C7r GT 2017 LWB 31mm Clip
			
Corvette C8r GT3 LWB	Corvette Daytona Prototype SWB 30mm Clip	Corvette 1969 Stingray SWB 30mm Clip	
			
Datsun 240Z SWB 27mm Clip	Datsun Fairlady 2000 LWB 26mm Clip	Dodge Challenger LWB 31mm Clip	

			
Ferrari 250 gt Berlinetta Lusso SWB 30mm Clip	Ferrari 250 GTO LWB 29mm Clip	Ferrari 308 GTb LWB 28mm Clip	Ferrari 365 GTb Daytona SWB 28mm Clip
			
Ferrari 488 Gte LWB 29mm Clip	Ferrari 512 LM SWB or LWB 29mm Clip	Ferrari 575 GTc LWB 30mm Clip	Ferrari 612 Can-Am SWB 32mm Clip
			
Ferrari F40 SWB 32mm Clip	Ferrari Testarossa SWB 32mm Clip	Ford Capri SWB 30mm Clip	Ford Escort SWB 29mm Clip
			
Ford Custom Van LWB 30mm Clip	Ford Focus RS BTCC LWB 29mm Clip	Ford 2006 GT LWB 29mm Clip	Ford 2016 GT LWB Body Pins Only
			
Ford GT40 SWB 29mm Clip	Ford 2005 Mustang LWB 27mm Clip		

			
Honda Civic BTCC LWB 28mm Clip	Honda Integra LWB 28mm Clip	Honda S2000 SWB 26mm Clip	
			
Jaguar D Type LWB 30mm Clip	Jaguar XJ 220 LWB 32mm Clip	Jaguar XJR 5 (Grp 44) SWB 32mm Clip	Jaguar XJR 9 (Grp C) SWB or LWB 33mm Clip
			
Jaguar XKR GT3 LWB 30mm Clip			Koenigsegg CCX LWB 30mm Clip
			
Lamborghini Contach SWB 29mm Clip	Lamborghini Huracan GT3 LWB 32mm Clip	Lamborghini Miura Concept LWB 30mm Clip	Lamborghini Miura Jota SWB 28mm Clip
			
Lancia LC2 SWB 31mm Clip	Lotus Elise LWB 27mm Clip	Lotus Espirit LWB	Lotus Europa LWB 31mm Clip

			
Matchbox Hi-Tailer LWB 33mm Clip	Mazda 787b (Grp C) LWB 30mm Clip	Mazda RX7 SWB 27mm Clip	McLaren F1 GTr LWB
			
McLaren MP4 12C GT3 LWB 28mm Clip	Mercedes Gullwing 300SL SWB	Mercedes 300SLR LWB	Mercedes CLK GTB LWB 30mm Clip
			
Mercedes DTM Car LWB 30mm Clip	MG 6GT BTCC LWB 28mm Clip	Mini Mini Cooper LWB 27mm Clip	Morris Minor LWB 27mm Clip
			
Mustang 1967 GT 500 SWB 30mm Clip	Mustang Mach 1 SWB 30mm Clip		
			
Nascar SWB 32mm Clip	Nissan 300ZX SWB 31mm Clip	Nissan March 86G Gtp SWB or LWB 30mm Clip	Nissan R390 GT LWB 32mm Clip

			
Nissan 1989 R89C LWB 32mm Clip	Nissan 1977 Skyline GT-R LWB 27mm Clip	Nissan R32 Skyline SWB 30mm Clip	Nissan Grp C SWB 32mm Clip
			
Pagani Huayra LWB 29mm Clip	Pagini Zonda C12 LWB 30mm Clip	Panoz 1999 LMP-1 LWB 32mm Clip	Peugeot 905 Grp C SWB or LWB 31mm Clip
			
Pontiac 1977 Firebird LWB 30mm Clip	Porsche 908 SWB 29mm Clip	Porsche 910 LWB 32mm Clip	Porsche 911 GT3 SWB 27mm Clip
			
Porsche 911 Turbo RSR GT3 LWB 28mm Clip	Porsche 917 SWB or LWB 31mm Clip	Porsche 934 Turbo RSR SWB 26mm Clip	Porsche 935 Turbo SWB 28mm Clip
			
Porsche 956 Grp C SWB 31mm Clip	Porsche 959 SWB 29mm Clip	Porsche 962 Grp C LWB 32mm Clip	

			
Renault Clio Cup Car LWB 30mm Clip	Renault Clio V6 LWB 29mm Clip	Renault Megane Trophy LWB 30mm Clip	Renault RS01 GT LWB 28mm Clip
			
Saleen S7 LWB	Sauber Mercedes C11 Grp C SWB or LWB 32mm Clip	Shadow MK 11a LWB 31mm Clip	Shelby Cobra Daytona Coupe SWB 31mm Clip
			
Subaru Levorg BTCC LWB 28mm Clip			
			
Toyota 88C-V Grp C SWB or LWB 32mm Clip	Toyota GT-One LWB	Triumph TR7 LWB 28mm Clip	TVR Sagaris LWB
			
Wiesmann GT MF5 SWB or LWB			Zakspeed Grp 5 Capri SWB or LWB 30mm Clip

Where is DHORC?

Derby HO Racing Club 

www.dhorc.co.uk

dhorc



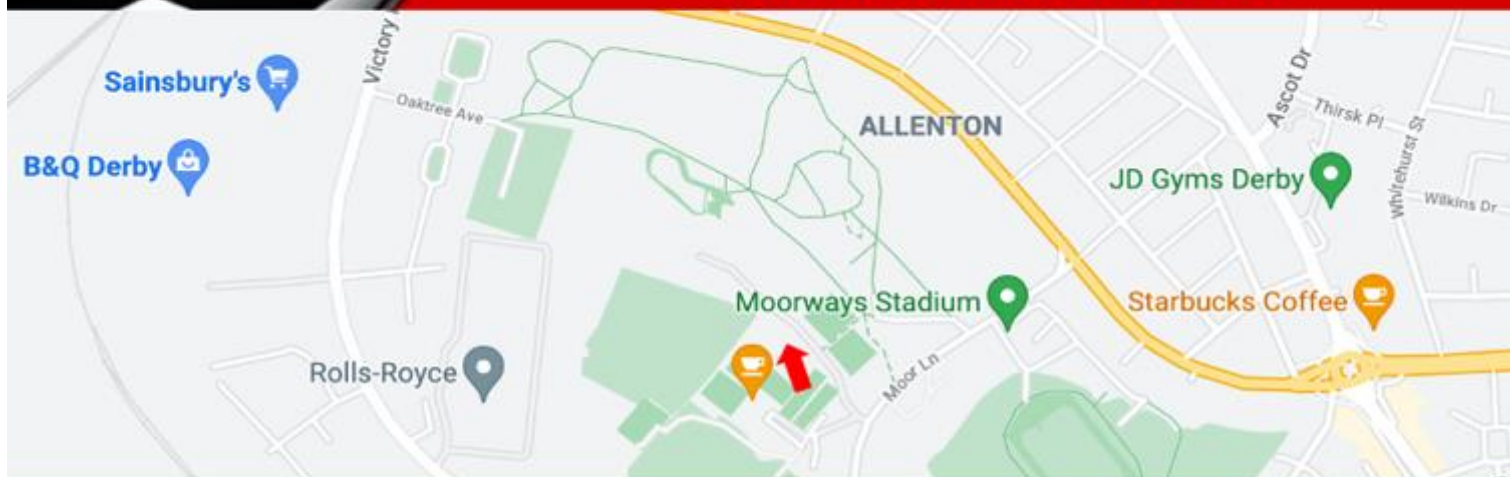
Home of HO Le Mans

TOMY AFX
TYCO

Derby H:O Racing Club
A Record Breaking Club



www.dhorc.co.uk



DHORC's Club Room

DERBY LEISURE
& EVENTS VENUE



Derby Leisure Ltd Table Tennis Room

Derby Leisure Ltd,
Moor Lane, Allenton
Derby, DE24 9HY

Derby HO Racing Club 

www.dhorc.co.uk

dhorc

Home of HO Le Mans

Carrera
DIGITAL

Nick Sismey

sismey80@hotmail.co.uk

07984 339192