

Visit dhorc.co.uk or Find us on **facebook**

Derby HO Racing Club 
www.dhorc.co.uk

dhorc 

Home of HO Le Mans

TOMY AFX
TYCO

Club Night

661

Round 03

Cadwell Park – F1

21Feb23



ADULTS

- 01 A SMITH**
- 02 P REES**
- 03 N SISMEY**

JUNIORS

- 01 L BOWLES**
- 02 JJ HUGHES-DOWD**
- 03 J LAWSON**

This Week: Membership up to 30 – Back to the circuit that started DHORC

History and Key Facts

HO Club founded on 7 July 1992

- DHORC: Derby HO Racing Club ("HO" Is The Scale = 1/64th)
- Section of Derby Leisure & Events Venue, open to all!
- Home of world famous international Le Mans 24 Hour race.
- Smaller scale version of Scalextric, once set up works all night!
- Four and eight lane circuits
- Computerised timing
- Statistics for every meeting and every member since July 1992
- Over 20 race meetings each year
- 50+ circuit designs, up to 567 feet in length
- Eight-lane routed DHORCingham oval
- Two car categories – Tyco open wheel (F1)
 - Tomy SGP, BSRT, VSR enclosed wheel (GC)



Carrera Digital Club 1st race 18 January 2022

- 1/32nd Carrera Digital DTM & GT Cars
- 12+ Evenings a year, minimum 3x15-minute races per driver per evening.
- 7 circuits, 2 Evenings per circuit
- Full computerised timing and stats through SmartRace App



The Club Nights and Magazine Coverage

HO

- Racing starts between 18:45 and 19:00 hours – Finished by 21:30 hours
- Minimum of four 3-minute qualifying races & one Final (F1 or GC) for each member
- Championship points for all members
- Race report, news, photos and stats included in HO Magazine

Carrera Digital

- Racing starts between 18:00 and 18:15 hours – Finished by 21:30 hours
- Race report, news, photos and stats included in Carrera Magazine
- Championship points for all members

- Rules & regulations booklet covering all the DHORC rules produced each year
- Great family atmosphere, a help-all culture

Membership Fees, Car Costs and Prizes

- Adult £30 and junior (under 16) £15 for HO & Carrera, £40/£20 combined
- Only £50 Total expenditure for two cars HO Cars, £65 for one Carrera car
- All cars and spares can be bought at club
- Adult, Masters (over 56), Junior (16 & under) Championships

Championship Trophies presented at 1st Evening of following year





Editorial 661



Double Finals are back! Thanks to a grid of 20 racers it was back to Double Finals for the first time in 2023 on Tuesday night, the first time in 15 visits to Cadwell Park we have run Double Finals. The Lincolnshire track, known as the UK's Nürburgring, was the very first track we ran on at DHORC 01 way back on 07Jul92. It was my favourite track when I was racing and also the last track our Alfa raced on.



Congratulations to **Angus Smith** for taking both the Adults and Masters together with **Lewis Bowles** for taking his third straight win of 2023.



One thing, if I may ask please! Could you please let me know if you can't make it to an evening. With five minutes to go on Tuesday, before we started, we had expected 26 on the grid. However, after a few quick calls, that reduced to 20. It just helps us with the running of the evening. Thanks a bunch.

Looking forward to seeing you all at the next evening.
Nick Sismey

Front Cover: Denis Latham between the Goose Neck and Mansfield!

Derby HO Racing Club		Committee...2023		Derby HO Racing Club	
www.dhorc.co.uk				www.dhorc.co.uk	
Chairman / Treasurer	Nick Sismey	M 07984 339 192		sismey80@hotmail.co.uk	
Vice Chairman	Phil Rees	M 07912 378 652		dhorcman.p.r@ntlworld.com	
Secretary	Laura Edwards	M 07501 217 254		laurabubbles07@hotmail.co.uk	
Spares	Geoff Peach	M 07443 585 902		geoff@geoffpeach.com	
Race Control	Liam Smith	M 07477 698 158		liam-smith-93@hotmail.co.uk	
Race Control	Darryn Mutch	M 07954 741 677		darrynmutch@live.co.uk	
Scrutineer	Dean Garbett	M 07964 854 084		garbettd@sky.com	
Carrera Digital Scrutineer	Angus Smith	M 07591 813 431		angus@angussmith500.plus.com	
Carrera Digital	John Lamb	M 07758 917 497		john.lamb22@ntlworld.com	
Carrera Digital	Steve White	M 07859 999 480		wslotcarsteve@gmail.com	

ROLLS-ROYCE SLOT CAR MAGAZINE IS PUBLISHED AND COPYRIGHT 2023 BY DHORC, AND NO PORTION MAY BE REPRODUCED OR TRANSMITTED WITHOUT WRITTEN PERMISSION, AND MAY CONTAIN ARTICLES AND GRAPHICS REPRINTED WITH THE PERMISSION OF THE ORIGINAL COPYRIGHT HOLDER, WHO RETAINS ALL RIGHTS,

Contents.....661

Page	Details
003	Editorial
004	Contents
005	News & Views Including..... 1. Acknowledgements 2. Welcome back Jacob, Macaully and Russell 3. Denis Latham's new GC bodies
006	2023 Calendar
007	2023 Winners & Continuous Club Night Attendance Records
008	DHORC Official Clothing
009	Slot Cars & Spares
010	Razorlite Lexans HO
011	Race Report – Cadwell Park F1 – 21st February 2023 - Round 03 of 30 Including..... Page 20 - Race Results Page 26 - Best Results
034	Razorlite Lexans HO Catalogue



SLOT CARSDIRECT
UK's HO 1/64th Slot Car Specialist
We specialize in Tomy AFX, Viper Scale Racing
and Bulldog Racing Products.

AFX
RACING

Viper Scale Racing

News & Views.....661

1. Acknowledgements for DHORC 661

Phil Rees	Parc Ferme & Everything Else	Adam Turnbull	Packing Away
Angus Smith	Setting Up	Lewis Blacker	Parc Ferme
John Lamb	Setting Up	Roy Masters	Packing Away
Dan Hughes-Dowd	Setting Up	Stuart Gray	Packing Away
Dan Turnbull	Race Control & Packing Away	Lee Pateman	Packing Away
Darryn Mutch	Race Control & Packing Away	Denis Latham	Packing Away
Simon Goodlip	Race Control & Packing Away	Reuben Litherland	Packing Away
Geoff Peach	Car Prep & Spares	Jacob Lawson	Distributing Biscuits
Russell Lawson	Biscuits		

2. Welcome back Jacob, Macaully and Russell

Three more 2022 Members returned on Tuesday night, **Jacob** and **Russell Lawson** together with **Macaully Duston**. Welcome back all, that takes our HO Membership to 30 for 2023.

3. Denis Latham's new GC bodies

Our newest Member **Denis Latham** has been hard at work painting up his new GC bodies, and a what a fine job he has made of them!



Derby HO Racing Club **dhorc** **Calendar 2023** **dhorc**
 Home of HO Le Mans

Day	Date	Location	Round	Round	Track	
Tuesday	10-Jan	Table Tennis Room	1 (F1)		Miami (NEW)	
Thu-Sun	12-15-Jan	NEC	Corporate		Autosport International Racing Car Show	
Tuesday	31-Jan	Table Tennis Room	2 (GC)		Interlagos	
Saturday	04-Feb	Lockington Village Hall	Corporate		Charity Event	
Tuesday	21-Feb	Table Tennis Room	3 (F1)	4 (GC)	Cadwell Park	
Tuesday	14-Mar	Table Tennis Room	5 (F1)	6 (GC)	Monaco	
Tuesday	04-Apr	Table Tennis Room	7 (F1)	8 (GC)	Long Beach	
Sat/Sun	22/23Apr	Donington Park	Corporate		BTCC (Provisional)	
Tuesday	02-May	Table Tennis Room	9 (F1)	10 (GC)	Zandvoort	
Tuesday	16-May	Table Tennis Room	11 (F1)	12 (GC)	Nashville	
Sat/Sun	27/28May	Donington Park	Corporate		British GT	
Tuesday	06-Jun	Table Tennis Room	13 (F1)	14 (GC)	Donington Park	
Tuesday	27-Jun	Table Tennis Room	15 (F1)	16 (GC)	Miami	
Tuesday	18-Jul	Table Tennis Room	17 (F1)	18 (GC)	Interlagos	
Tuesday	08-Aug	Table Tennis Room	19 (F1)	20 (GC)	Cadwell Park	
Sat/Sun	12/13Aug	Donington Park	Corporate		Convoy in the Park	
Sunday	20-Aug	Donington Park	Corporate		Tunerfest	
Sat/Sun	26/27Aug	Donington Park	Corporate		BTCC (Provisional)	
Tuesday	12-Sep	Table Tennis Room	21 (F1)	22 (GC)	Monaco	
Tuesday	03-Oct	Table Tennis Room	23 (F1)	24 (GC)	Long Beach	
Sat/Sun	21/22Oct	Donington Park	Corporate		British GT	
Tuesday	24-Oct	Table Tennis Room	25 (F1)	26 (GC)	Zandvoort	
Tuesday	14-Nov	Table Tennis Room	27 (F1)	28 (GC)	Nashville	
Tuesday	28-Nov	Table Tennis Room	29 (F1)	30 (GC)	Donington Park	



Day	Date	Location	Rounds*	Track	
Tuesday	03-Jan	Table Tennis Room	Test Night	Imola	
Tuesday	17-Jan	Table Tennis Room	1 2 3	Imola (New)	
Tuesday	07-Feb	Table Tennis Room	4 5 6	Imola	
Tuesday	14-Feb	Table Tennis Room	Test Night	Paul Ricard	
Saturday	18-Feb	Table Tennis Room	DISCA/DHORC	Sebring 3 Hours - Oxigen/Carrera GT4	
Tuesday	07-Mar	Table Tennis Room	7 8 9	Paul Ricard (New)	
Tuesday	28-Mar	Table Tennis Room	Test Night	Road Atlanta	
Tuesday	18-Apr	Table Tennis Room	10 11 12	Paul Ricard	
Tuesday	09-May	Table Tennis Room	13 14 15	Road Atlanta (New)	
Friday	02-Jun	Table Tennis Room	Test Night	Le Mans	
Saturday	03-Jun	Table Tennis Room	16 17 18 19 20 21	Le Mans (New)	
Tuesday	13-Jun	Table Tennis Room	22 23 24	Road Atlanta	
Tuesday	20-Jun	Table Tennis Room	Test Night	Brands Hatch	
Tuesday	04-Jul	Table Tennis Room	25 26 27	Brands Hatch (New)	
Tuesday	01-Aug	Table Tennis Room	28 29 30/31	Brands Hatch	
Tuesday	19-Sep	Table Tennis Room	33 34 35	Sakhir	
Tuesday	10-Oct	Table Tennis Room	35 36 37/38	Sakhir	
Tuesday	07-Nov	Table Tennis Room	39 40 41	Daytona Sports Car Course	
Saturday	25-Nov	Table Tennis Room	DISCA/DHORC	Fuji 6 Hours - Oxigen/Carrera WEC	
Tuesday	12-Dec	Table Tennis Room	42 43 44	Daytona Sports Car Course	

Key: 20 or less HO racers then double finals, 21 and above then single finals
 * Could be more than three Digital Rounds on a night, depending on attendance.
 Note: 75% of HO Rounds count towards DHORC Championship which equals 23
 Note: 75% of Digital Rounds count towards Carrera Championship which equals 32

Winners 2023

F1 Qualifies on **Yellow & Red**, GC on **Green & Blue** Lanes up to Round 14

Day	Date	Rnd	Track	Final	Adults	Masters	Juniors	Wooden
Tue	10-Jan	1	Miami	F1	L Pateman	A Smith	L Bowles	A Stevensort
Tue	31-Jan	2	Interlagos	GC	A Smith	A Smith	L Bowles	A Woodhouse
Tue	21-Feb	3	Cadwell Park	F1	A Smith (2)	A Smith (3)	L Bowles (3)	M Dutson
Tue	21-Feb	4	Cadwell Park	GC				
Tue	14-Mar	5	Monaco	F1				
Tue	14-Mar	6	Monaco	GC				
Tue	04-Apr	7	Long Beach	F1				
Tue	04-Apr	8	Long Beach	F1				
Tue	02-May	9	Zandvoort	GC				
Tue	02-May	10	Zandvoort	GC				
Tue	16-May	11	Nashville	F1				
Tue	16-May	12	Nashville	GC				
Tue	06-Jun	13	Donington Park	F1				
Tue	06-Jun	14	Donington Park	GC				
Tue	27-Aug	15	Miami	F1				
Tue	27-Aug	16	Miami	GC				
Tue	18-Jul	17	Interlagos	F1				
Tue	18-Jul	18	Interlagos	GC				
Tue	08-Aug	19	Cadwell Park	F1				
Tue	08-Aug	20	Cadwell Park	GC				
Tue	12-Sep	21	Monaco	F1				
Tue	12-Sep	22	Monaco	GC				
Tue	03-Oct	23	Long Beach	F1				
Tue	03-Oct	24	Long Beach	F1				
Tue	24-Oct	25	Zandvoort	GC				
Tue	24-Oct	26	Zandvoort	GC				
Tue	14-Nov	27	Nashville	F1				
Tue	14-Nov	28	Nashville	GC				
Tue	28-Nov	29	Donington Park	F1				
Tue	28-Nov	30	Donington Park	GC				

Race Winners



Adults



Angus Smith
Adults

Masters



Angus Smith
Masters

Juniors



Lewis Bowles
Juniors

Wooden



Macaully Dutson
Wooden

Continuous Club Night Attendance Records

Members below have built up ten or more continuous Club Night attendances, including DHORC 661:-

Nick Sismey	210 Club Nights	Phil Rees	48	Lewis Blacker	33
Stuart Gray	31	Angus Smith	28	Dan Turnbull	25
Dan Hughes-Dowd	11	JJ Hughes-Dowd	11		

Record Continuous Club Night Attendance	Nick Sismey	210
Record Continuous Evening Attendance	Nick Sismey	190
Record Continuous Club Night Attendance from 1st Race	Martin Allsopp	131

Derby HO Racing Club



Home of HO Le Mans *Sponsored by* **HARDEN CREEK**
SLOT CARS

Official Clothing



Please contact Nick Sismey



Slot Cars & Spares



Open Wheel (F1)



Chassis	£10.00	Bulkhead	£5.00
Car (+ £7.5 if Painted)	£15.00	Armature	£4.00
Resin Shell (+ £7.5 if Painted)	£6.00	Crown Gear	£2.00
Pickup Shoes (Pair)	£1.00	Rear Tyres (Pair)	£2.00
Pickup Springs	£0.25	Rear Axle	£3.00
Pinion Gear	£1.00	Guide Pins	£1.00
Front Tyres (Pair)	£1.50	Traction Magnets (Pair)	£2.00
Front Axle	£2.00	Brush Tubes (Pair)	£2.00
Brush Springs (Pair)	£1.00		
Brushes (Pair)	£1.00		
Motor Magnets (Pair)	£2.45		



Enclosed Wheel (GC)

#902 G3 or VSR Chassis	£30.00	(1st one £20)	
Wet Weather V-Jet	£31.50		
Painted Lexan Body	£7.50+		
#250B G3 Pickup Shoes (Pair)	£1.00	#925 G3 Endbell	£6.00
Pickup Springs	£0.25	Armature	£4.00
#417 7T Delrin Pinion Gear	£1.00	24T Delrin Crown Gear	£2.00
SGP Black Pinion	£0.30	Spacer washer	£0.25
#950 G3 Front Tyres (Pair)	£1.50	22T VSR Crown Gear	£2.00
Front Axle, Wheels and Tyres	£4.00	Rear Tyres (Pair)	£2.00
Rear Axle and Washer	£5.50	#941 Guide Pins	£1.00
Rear Double Flanged Hubs (Pair)	£3.50	Front Wheels (Pair)	£2.00
		VSR Pro Blank Chassis	£8.50
		Front Axle, Hubs & 'O' Rings	£3.00



Updated 30Sep18



Visit our
Facebook Page
or the back of
this magazine



Clear plastic bodies to suit a variety of HO
chassis. Many not found elsewhere



Race Report




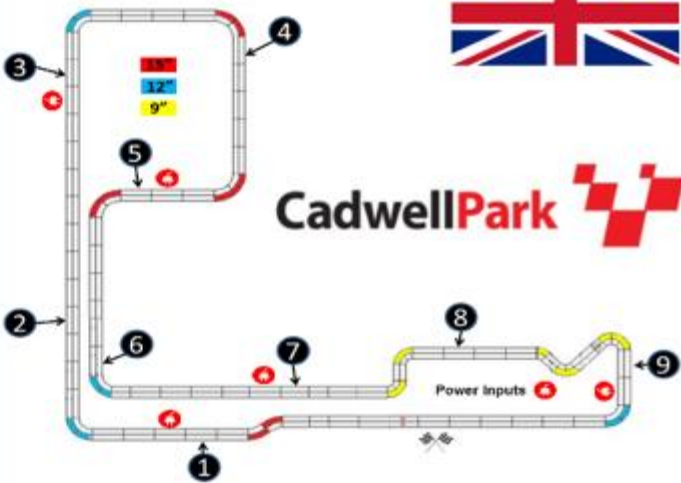
Round 03


Cadwell Park – F1 Finals

21st February 2023

Rounds 3&4				Cadwell Park (UK)				Rounds 19&20			
Previous Results											
Adults				1st	2nd	3rd					
DHRC	1	07-Jul	1992	96'	N Sismey	S Revitt	A Smith				
DHRC	2	11-Aug	1992	96'	N Sismey	S Revitt	J Tague				
DHRC	3	01-Sep	1992	96'	J Tague	S Revitt	N Sismey				
DHRC	4	06-Oct	1992	96'	S Revitt	J Neale	A Smith				
DHRC	5	17-Nov	1992	96'	N Sismey	S Revitt	J Neale				
DHRC	6	08-Dec	1992	96'	A Smith	N Sismey	J Neale				
DHRC	197	07-Jan	2003	94' 9"	M Chadwick	L Pateman	S Goodlip				
DHRC	219	06-Jan	2004	94' 9"	L Pateman	M Chadwick	S Goodlip				
DHRC	277	05-Sep	2006	98' 7"	L Pateman	W Lander	N Sismey				
DHRC	331	27-Jan	2009	98' 7"	J Sismey	M Chadwick	T Chadwick				
DHRC	379	25-Jan	2011	98' 7"	M Chadwick	M Allsopp	A McPeake				
DHRC	431	29-Jan	2013	98' 7"	L Pateman	S Anand	J Sismey				
DHRC	476	23-Sep	2014	96'	G Peach	J Lymer	R Crossland				
DHRC	601	16-Jul	2019	96'	P Rees	A Smith	N Sismey				
DHRC	661	21-Feb	2023	96'	A Smith	P Rees	N Sismey				
DHRC	662	21-Feb	2023	96'							
Juniors				1st	2nd	3rd					
DHRC	1	07-Jul	1992	96'	S Slater	S Gillard	C Davenport				
DHRC	2	11-Aug	1992	96'	S Slater	S Gillard	Ti Rees				
DHRC	3	01-Sep	1992	96'	S Slater	C Davenport	S Gillard				
DHRC	4	06-Oct	1992	96'	M Minnis	S Gillard	S Slater				
DHRC	5	17-Nov	1992	96'	S Slater	M Minnis	AJ McPeake				
DHRC	6	08-Dec	1992	96'	S Gillard	M Minnis	C Davenport				
DHRC	197	07-Jan	2003	94' 9"	J Sismey	T Chadwick	T Measham				
DHRC	219	06-Jan	2004	94' 9"	J Sismey	T Chadwick	R Rees				
DHRC	277	05-Sep	2006	98' 7"	T Measham	A Hughes	M Yeomans				
DHRC	331	27-Jan	2009	98' 7"	L Smith	K Jackson	R Cook				
DHRC	379	25-Jan	2011	98' 7"	J Pateman	J Mellor	Ca Holland				
DHRC	431	29-Jan	2013	98' 7"	J Lister	J Mellor	J Pateman				
DHRC	476	23-Sep	2014	96'	A Hall	R Litherland	A Turnbull				
DHRC	601	16-Jul	2019	96'	R Litherland	L Turnbull	L Bowles				
DHRC	661	21-Feb	2023	96'	L Bowles	JJ Hughes-Dowd	J Lawson				
DHRC	662	21-Feb	2023	96'							
Circuit Records				Lap Length 96' 0"							
Qualifying											
F1/GC	A Smith		16Jul19								
	101.0 Laps										
F1	P Rees		21Feb23								
	45.4 Laps										
GC	L Pateman		21Feb23								
	63.1 Laps										
Fastest Laps											
F1	L Pateman		21Feb23								
	6.47 Secs										
GC	A Smith		16Jul19								
	4.97 Secs										
Race Laps											
F1	A Smith		21Feb23								
	24.6 Laps										
GC	L Pateman		21Feb23								
	32.3 Laps										
Final Points											
9.0 Points	J Sismey		23Sep14								







DHRC 661 & 662



Angus Smith working on his cars before he took joint Pole and his 2nd win of the year



Magnet checker at Parc Ferme

F1 Finals ADULT REPORT F1 Finals

Angus takes win despite feeling unwell.

'A' Final – **Angus Smith** began to feel unwell after Qualifying, which saw him and **Phil Rees** taking joint Pole position, however he was able to compete in the 'A'. Phil's last Pole was on 26Apr22. Angus had first lane choice in the Final due to recording the highest number of race laps. In fact his Red lane 24.6 laps was a new track record, beating his own 24.0 lap record set on 16Jul19.

Mirroring their Qualifying performances it was almost impossible to separate them in the 'A'. In fact only 0.1 laps separated them at the flag, both lapping within 0.04 seconds of each other. Phil's 24.0 laps here matched Angus' old track record!

Nick Sismey was just a lap down on these two in Qualifying and lost another 1.3 laps to Angus in the Final, however he was very pleased to take third to match his third the last time Cadwell Park was run in 2019. **Simon Goodlip** made up for an average Qualifying by winning both the 'C' and 'B' but then, like many others, struggled to make any impact on Blue lane in the 'A' despite setting the quickest lap. He took home fourth.

Derby HO Racing Club
www.dherc.co.uk
Home of HO Le Mans

Round 03 - ADULTS
Cadwell Park F1 - UK
21st February 2023

3rd Phil Rees	1st Angus Smith	2nd Nick Sismey
------------------	--------------------	--------------------



Phil Rees took joint Pole position with Angus.

'B' Final – **Adam Turnbull** really looked like he would stop 'C' Final winner Simon in his tracks here, lapping quicker and pushing the boundaries of his F1 car. However Simon overturned the result by 0.6 laps, taking him to the 'A'. **Geoff Peach** kept these two in sight, losing out by just a lap.

Lee Pateman broke Angus' F1 fastest lap record, set on 16Jul19, by 0.17 seconds, on Red lane in Qualifying, leaving it at 6.47 secs. However he struggled on Yellow lane in Qualifying, leaving him in sixth equal on the grid with Simon. While he set the greater number of race laps, dropping Simon into the 'C', it was Lee left at the bottom of the 'B' despite lapping at the same pace as his friend.

'C' Final – **Reuben Litherland** and **Dan Turnbull** were Simon's nearest rival in the 'C' as both finished on 20.8 laps, 2.1 laps down. Reuben was 20.8 laps and a bit more than Dan taking 8th by a whisker!

Stuart Gray joined these three in the 'C' thanks to victory in the 'D' his 10th career Final win. He, like many before and after, struggled on Blue lane with his F1, and yet with GC it was a great lane – odd! Stuart would close out the top ten.

'D' Final – **Denis Latham** ran his own cars for the first time on Tuesday. He converted his best Qualifying position to date, 12th, into 11th at the flag, 0.9 laps behind Stuart. He just pipped 'E' Final winner **Lewis Blacker** by a tenth, while the first of our Junior/Adults **Lewis Bowles** dropped from a very creditable tenth on the grid to 13th, another 0.5 laps back.

'E' Final – **Russell Lawson** marked his first evening of 2023 with 16th on the grid moving up to 14th by the end of the 'E'. With Lewis way off in the distance Russell concentrated on keeping 'F' Final winner **Dan Hughes-Dowd** at bay. Just 0.1 laps was all that separated them while Dan rejoiced in not only beating one Junior/Adult in the 'F' Final but beating our third, son **JJ Hughes-Dowd**, by 1.1 laps here.

'F' Final – **Jacob Lawson**, fresh from third in the Juniors, didn't enjoy Yellow here as Dan nearly lapped him four times. I'm sure he will be back up to speed by the next Club Night.

Macaully Duston left before the Finals to accompany Ella, from the Juniors, home.

MASTERS REPORT

Angus makes it 3 out of 3

Angus' continues to dominate the Masters, taking his third win from three starts ahead of Phil, Nick, Simon, Geoff and Stuart.





Lewis Bowles seems unstoppable in the Juniors this year!

JUNIOR REPORT

Is Lewis unstoppable?

'A' Final – **Lewis Bowles** continues to dominate the Juniors in 2023 taking home his first perfect 50 points haul of the year in the Cadwell Park F1 race. From his third straight Pole, recording a maximum 5 points, he added another 45 points by winning the 'A' to stretch his Championship lead by 12 points to 34.

JJ Hughes-Dowd, looking for his first win if the year, fell short by 1.5 laps but with a lap time that put him within touch of Lewis. **Jacob Lawson** returned to DHORC for the first time in 2023 with third, 2.5 laps further back.

Young **Timmy Stevenson** recorded his best ever grid position with third, one better than his previous Personal Best of fourth on 13Dec22. He took fourth overall 1.8 laps outside a podium place.

Unfortunately **Ella Doyle** wasn't feeling on top form so left early before the Finals. She was feeling better, according to her mum, later, after some nourishment we are pleased to say.



Tommy Tyco



Nikki Turnbull kindly brought Timmy Stevenson on Tuesday as dad Alan was working away. Timmy recorded his best grid position to date with third!



JJ Hughes-Dowd also brought along friend Lewis as dad Chris was away.

Race Results



Who Came Where?

Who Scored What?




Great to have Russell and Jacob Lawson (plus their biscuits) back at DHORC this year.



DERBY H:O RACING CLUB CHAMPIONSHIP RACE 661																													
Cadwell Park F1 - 21 February 2023 - Round 03																													
MASTER POINTS TABLE (NM = NON MEMBER)																													
FASTEST LAPS										POINTS TOTAL																			
FINAL POSITIONS					BEST RACE LAPS (3 MINS)					POINTS TOTAL					FINAL POSITIONS					BEST RACE LAPS (3 MINS)					POINTS TOTAL				
POS	ADULT	LAPS	PTS	ADULT	POS	TIME	MPH	POS	ADULT	LAPS	PTS	ADULT	POS	ADULT	PTS	ADULT	POS	ADULT	PTS	ADULT	POS	ADULT	PTS	ADULT	POS	ADULT	PTS		
1	A Smith (M)	45.4	45	1	L Pateman	6.47	10.117	1	A Smith (M)	24.6	48	1	A Smith (M)	48	1	S Goodlip (M)	4.5	1	L Pateman	6.47	10.117	1	A Smith (M)	24.6	48	1	A Smith (M)	48	
1	P Rees (M)	45.4	38	2	A Smith (M)	6.77	9.668	2	P Rees (M)	24.0	38	2	P Rees (M)	38	2	L Blacker	3.0	2	A Smith (M)	6.77	9.668	2	P Rees (M)	24.0	38	2	P Rees (M)	38	
3	N Sismey (M)	44.4	34	3	A Turnbull	6.78	9.654	3	S Goodlip (M)	23.9	34	3	N Sismey (M)	34	3	D Hughes-Dowd	3.0	3	N Sismey (M)	6.78	9.654	3	S Goodlip (M)	23.9	34	3	N Sismey (M)	34	
4	A Turnbull	43.2	31	4	S Goodlip (M)	6.88	9.514	4	A Turnbull	23.3	31	4	A Turnbull	31	4	S Gray (M)	2.5	4	S Goodlip (M)	6.88	9.514	4	A Turnbull	23.3	31	4	A Turnbull	31	
5	G Peach (M)	42.2	29	5	P Rees (M)	7.23	9.053	5	N Sismey (M)	23.1	29	5	A Turnbull	29	5	A Smith (M)	2.0	5	A Turnbull	7.23	9.053	5	N Sismey (M)	23.1	29	5	A Turnbull	29	
6	S Goodlip (M)	41.3	27	6	R Litherland	7.36	8.893	6	L Pateman	22.6	27	6	L Pateman	27	6	P Rees (M)	1.5	6	L Pateman	7.36	8.893	6	L Pateman	22.6	27	6	L Pateman	27	
6	L Pateman	41.3	27	7	N Sismey (M)	7.50	8.727	7	G Peach (M)	22.3	27	7	G Peach (M)	27	7	A Turnbull	1.5	7	N Sismey (M)	7.50	8.727	7	G Peach (M)	22.3	27	7	G Peach (M)	27	
8	R Litherland	38.3	26	8	G Peach (M)	7.53	8.693	8	L Blacker	21.2	26	8	R Litherland	26	8	R Litherland	1.5	8	R Litherland	7.53	8.693	8	L Blacker	21.2	26	8	R Litherland	26	
9	D Turnbull	37.6	25	9	L Bowles	7.66	8.545	9	R Litherland	20.8	25	9	D Turnbull	25	9	D Turnbull	1.5	9	D Turnbull	7.66	8.545	9	R Litherland	20.8	25	9	D Turnbull	25	
10	L Bowles	34.5	24	10	JJ Hughes-Dowd	7.94	8.244	9	D Turnbull	20.8	24	10	S Gray (M)	24	10	S Gray (M)	1.5	10	JJ Hughes-Dowd	7.94	8.244	9	D Turnbull	20.8	24	10	S Gray (M)	24	
11	S Gray (M)	33.8	23	11	D Turnbull	8.01	8.172	11	S Gray (M)	19.4	23	11	D Latham	23	11	D Latham	1.5	11	D Latham	8.01	8.172	11	S Gray (M)	19.4	23	11	D Latham	23	
12	D Latham	33.7	22	12	S Gray (M)	8.05	8.131	12	D Latham	18.5	22	12	L Blacker	22	12	L Blacker	1.0	12	N Sismey (M)	8.05	8.131	12	D Latham	18.5	22	12	L Blacker	22	
13	L Blacker	32.0	21	13	L Bowles	8.08	8.101	13	L Bowles	17.9	21	13	L Bowles	21	13	L Bowles	1.0	13	L Bowles	8.08	8.101	13	L Bowles	17.9	21	13	L Bowles	21	
14	JJ Hughes-Dowd	31.4	20	14	M Dutson	8.47	7.728	14	M Dutson	16.0	20	14	R Lawson	20	14	R Lawson	1.0	14	M Dutson	8.47	7.728	14	M Dutson	16.0	20	14	R Lawson	20	
15	M Dutson	30.5	19	15	D Hughes-Dowd	8.60	7.611	15	R Lawson	15.9	19	15	D Hughes-Dowd	19	15	D Hughes-Dowd	0.5	15	L Pateman	8.60	7.611	15	D Hughes-Dowd	15.9	19	15	D Hughes-Dowd	19	
16	R Lawson	29.1	18	16	JJ Hughes-Dowd	8.61	7.602	16	JJ Hughes-Dowd	15.8	18	16	JJ Hughes-Dowd	18	16	JJ Hughes-Dowd	0.5	16	JJ Hughes-Dowd	8.61	7.602	16	JJ Hughes-Dowd	15.8	18	16	JJ Hughes-Dowd	18	
17	J Lawson	24.4	17	17	R Lawson	8.93	7.330	16	D Hughes-Dowd	15.8	17	17	J Lawson	17	17	J Lawson	0.5	17	J Lawson	8.93	7.330	16	D Hughes-Dowd	15.8	17	17	J Lawson	17	
18	D Hughes-Dowd	19.0	16	18	J Lawson	9.42	6.948	18	J Lawson	12.8	16	18	M Dutson	16	18	M Dutson	0.0	18	M Dutson	9.42	6.948	18	J Lawson	12.8	16	18	M Dutson	16	
QUALIFYING					FINAL POSITIONS					FASTEST LAPS					POINTS TOTAL					FINAL POSITIONS					POINTS TOTAL				
POS	JUNIOR	LAPS	PTS	ADULT	POS	JUNIOR	PTS	ADULT	POS	JUNIOR	PTS	ADULT	POS	JUNIOR	PTS	ADULT	POS	JUNIOR	PTS	ADULT	POS	JUNIOR	PTS	ADULT	POS	JUNIOR	PTS		
1	L Bowles	34.5	45	1	L Bowles	7.73	8.468	1	L Bowles	19.4	50	1	L Bowles	50	1	L Bowles	2.0	1	L Bowles	7.73	8.468	1	L Bowles	19.4	50	1	L Bowles	50	
2	JJ Hughes-Dowd	31.4	38	2	JJ Hughes-Dowd	7.97	8.213	2	JJ Hughes-Dowd	17.9	38	2	JJ Hughes-Dowd	38	2	JJ Hughes-Dowd	1.5	2	JJ Hughes-Dowd	7.97	8.213	2	JJ Hughes-Dowd	17.9	38	2	JJ Hughes-Dowd	38	
3	T Stevenson	30.7	34	3	J Lawson	9.01	7.265	3	E Doyle	17.1	34	3	J Lawson	34	3	J Lawson	1.0	3	J Lawson	9.01	7.265	3	E Doyle	17.1	34	3	J Lawson	34	
4	E Doyle	29.5	31	4	T Stevenson	9.13	7.169	4	T Stevenson	15.9	31	4	T Stevenson	31	4	T Stevenson	0.5	4	T Stevenson	9.13	7.169	4	T Stevenson	15.9	31	4	T Stevenson	31	
5	J Lawson	24.4	29	5	E Doyle	9.29	7.046	5	J Lawson	15.4	29	5	E Doyle	29	5	E Doyle	0.0	5	E Doyle	9.29	7.046	5	J Lawson	15.4	29	5	E Doyle	29	



Junior 'A' Final, (LtoR) JJ (2nd), Timmy (4th), winner Lewis and Jacob (3rd)



Lewis was first away and first at the flag

CL		NAME	YELLOW		RED		QUAL		FIN		FINAL 1		FINAL 2		FINAL 3		BEST		TOTAL LAPS
			LAPS	TIME	LAPS	TIME	LAPS	TIME	POS	PTS	LAPS	TIME	LAPS	TIME	LAPS	TIME	LAPS	TIME	
A	A	A Smith (M)	20.8	7.28	24.6	6.77	45.4	A1	2.0	24.1	7.19					24.6	6.77	69.5	
A	A	P Rees (M)	21.7	7.30	23.7	7.34	45.4	A2	1.5	24.0	7.23					24.0	7.23	69.4	
A	A	N Sismey (M)	21.3	7.53	23.1	7.58	44.4	A3	1.0	22.8	7.50					23.1	7.50	67.2	
A	A	A Turnbull	23.3	6.96	19.9	7.16	43.2	B2	1.5	23.3	6.78					23.3	6.78	66.5	
A	A	G Peach (M)	20.3	7.53	21.9	7.53	42.2	B3	1.0	22.3	7.59					22.3	7.53	64.5	
A	A	S Goodlip (M)	19.4	6.88	21.9	7.27	41.3	A4	4.5	22.9	6.98	23.9	6.90	20.9	7.00	23.9	6.88	109.0	
A	A	L Pateman	18.7	6.93	22.6	6.47	41.3	B4	0.5	21.2	6.92					22.6	6.47	62.5	
A	A	R Litherland	19.6	7.92	18.7	7.36	38.3	C2	1.5	20.8	8.07					20.8	7.36	59.1	
A	A	D Turnbull	19.3	8.46	18.3	8.24	37.6	C3	1.0	20.8	8.01					20.8	8.01	58.4	
A	A	L Bowles	16.8	8.32	17.7	7.94	34.5	D4	0.5	17.9	7.66					17.9	7.66	17.9	
A	A	S Gray (M)	16.1	9.13	17.7	8.86	33.8	C4	2.5	19.4	8.05	16.0	9.55			19.4	8.05	69.2	
A	A	D Latham	17.1	8.60	16.6	8.75	33.7	D2	1.5	18.5	8.60					18.5	8.60	52.2	
A	A	L Blacker	10.8	8.44	21.2	8.08	32.0	D3	3.0	19.9	8.63	18.4	8.95			21.2	8.08	70.3	
A	A	JJ Hughes-Dowd	15.6	8.94	15.8	8.57	31.4	E4	0.5	14.7	7.94					15.8	7.94	14.7	
A	A	M Dutson	14.5	9.11	16.0	8.47	30.5	G1								16.0	8.47	30.5	
A	A	R Lawson	13.5	9.92	15.6	8.93	29.1	E2	1.5	15.9	9.05					15.9	8.93	45.0	
A	A	J Lawson	11.6	11.54	12.8	9.42	24.4	F2	1.5	12.1	11.49					12.8	9.42	12.1	
A	A	D Hughes-Dowd	10.8	9.07	8.2	8.68	19.0	E3	3.0	15.7	8.61	15.8	9.22			15.8	8.61	50.5	
J	J	L Bowles	16.8	8.32	17.7	7.94	34.5	A1	2.0	19.4	7.73					19.4	7.73	53.9	
J	J	JJ Hughes-Dowd	15.6	8.94	15.8	8.57	31.4	A2	1.5	17.9	7.97					17.9	7.97	49.3	
J	J	T Stevenson	15.9	9.55	14.8	10.06	30.7	A4	0.5	13.6	9.29					15.9	9.29	44.3	
J	J	E Doyle	12.4	9.55	17.1	9.13	29.5	B1								17.1	9.13	29.5	
J	J	J Lawson	11.6	11.54	12.8	9.42	24.4	A3	1.0	15.4	9.01					15.4	9.01	39.8	
															TOTAL FEET	115,708.8	TOTAL LAPS	1,205.3	



After taking third in the Juniors, Jacob took on Dan Hughes-Dowd in the F Final. The win went to Dan by 3.6 laps, as he took his second career Final victory.

Everyone's
Best Results
At This Circuit



What are my Best Scores?
Who Have I Beaten?



Adult 'D' Final (sorry I missed the 'E' Final) with (from LtoR) Denis Latham (11th), winner Stuart Gray, Lewis (13th) and 'E' Final winner Lewis Blacker (12th).

Cadwell Park Best Off Chart 1 (Adult)


Qualifying Combined					Final Points			
Pos	Adult	Laps	MPH	Date	Pos	Adult	Pts	Date
1	A Smith	101.0	9.182	16-Jul-19	1	J Sismey	9.0	23-Sep-14
2	J Lymer	96.5	8.773	23-Sep-14	2	L Blacker	6.5	21-Feb-23
3	P Rees	96.0	8.727	23-Sep-14	3	S Goodlip	4.5	21-Feb-23
4	G Peach	95.9	8.718	23-Sep-14	4	G Peach	3.5	16-Jul-19
5	R Crossland	95.8	8.709	23-Sep-14	5	P Levers	3.0	23-Sep-14
6	S Anand	95.4	8.673	23-Sep-14	5	R Crossland	3.0	23-Sep-14
7	N Sismey	95.3	8.664	16-Jul-19	5	D Hughes-Dowd	3.0	21-Feb-23
8	M Allsopp	94.5	8.591	23-Sep-14	8	C Bowles	2.5	16-Jul-19
9	P Levers	93.1	8.464	23-Sep-14	8	A Smith	2.5	21-Feb-23
10	S Goodlip	89.7	8.155	23-Sep-14	8	S Gray	2.5	21-Feb-23
11	D Garbett	88.8	8.073	16-Jul-19	11	P Rees	2.0	16-Jul-19
12	C Bowles	87.9	7.991	16-Jul-19	12	J Lymer	1.5	23-Sep-14
13	D Turnbull	87.5	7.955	16-Jul-19	12	S Anand	1.5	23-Sep-14
14	D Passell	87.4	7.945	23-Sep-14	12	D Passell	1.5	23-Sep-14
15	J Roythorne	87.3	7.936	23-Sep-14	12	J Mellor	1.5	23-Sep-14
16	C Roythorne	85.9	7.809	23-Sep-14	12	J Holmes	1.5	23-Sep-14
17	L Pateman	84.2	7.655	23-Sep-14	12	J Litherland	1.5	23-Sep-14
18	L Smith	82.6	7.509	16-Jul-19	12	L Williamson	1.5	16-Jul-19
19	J Mellor	81.8	7.436	23-Sep-14	12	L Pateman	1.5	21-Feb-23
20	J Holmes	81.3	7.391	23-Sep-14	12	A Turnbull	1.5	21-Feb-23
21	K Alcock	80.2	7.291	23-Sep-14	12	R Litherland	1.5	21-Feb-23
22	D Edwards	79.9	7.264	16-Jul-19	12	L Bowles	1.5	21-Feb-23
23	J Lamb	79.7	7.245	23-Sep-14	12	D Latham	1.5	21-Feb-23
24	L Blacker	77.5	7.045	16-Jul-19	12	R Lawson	1.5	21-Feb-23
25	J Litherland	76.0	6.909	23-Sep-14	12	J Lawson	1.5	21-Feb-23
26	A Thompson	75.3	6.845	23-Sep-14	26	J Roythorne	1.0	23-Sep-14
27	S Gray	72.4	6.582	16-Jul-19	26	K Alcock	1.0	23-Sep-14
28	C Bradford	71.4	6.491	23-Sep-14	26	A Thompson	1.0	23-Sep-14
29	M Martinez	71.1	6.464	16-Jul-19	26	N Sismey	1.0	16-Jul-19
30	R Masters	69.2	6.291	16-Jul-19	26	D Turnbull	1.0	16-Jul-19
31	L Williamson	66.0	6.000	16-Jul-19	26	L Smith	1.0	16-Jul-19
32	J Sismey	65.9	5.991	23-Sep-14	26	JJ Hughes-Dowd	1.0	21-Feb-23
33	A Turnbull	N/A	N/A	N/A	33	M Allsopp	0.5	23-Sep-14
33	D Hughes-Dowd	N/A	N/A	N/A	33	C Roythorne	0.5	23-Sep-14
33	D Latham	N/A	N/A	N/A	33	J Lamb	0.5	23-Sep-14
33	J Lawson	N/A	N/A	N/A	33	D Garbett	0.5	16-Jul-19
33	JJ Hughes-Dowd	N/A	N/A	N/A	33	D Edwards	0.5	16-Jul-19
33	L Bowles	N/A	N/A	N/A	33	R Masters	0.5	16-Jul-19
33	M Dutson	N/A	N/A	N/A	39	M Martinez	0.0	16-Jul-19
33	R Lawson	N/A	N/A	N/A	39	C Bradford	0.0	23-Sep-14
33	R Litherland	N/A	N/A	N/A	39	M Dutson	0.0	21-Feb-23



**'C' Final, (LtoR) Dan Turnbull (9th), Reuben Litherland (8th),
winner Simon Goodlip and Stuart (10th)**

Cadwell Park Best Off Chart 2 (Junior)

Qualifying Combined					Final Points			
Pos	Junior	Laps	MPH	Date	Pos	Junior	Pts	Date
1	A Hall	87.9	7.991	23-Sep-14	1	L Brooks	5.0	23-Sep-14
2	R Litherland	85.2	7.745	23-Sep-14	2	L Bowles	3.0	16-Jul-19
3	L Turnbull	75.7	6.882	16-Jul-19	3	F Holmes	2.5	23-Sep-14
4	A Turnbull	75.6	6.873	23-Sep-14	3	A Bradford	2.5	23-Sep-14
5	F Holmes	71.3	6.482	23-Sep-14	5	A Hall	2.0	23-Sep-14
6	B Brooks	70.7	6.427	23-Sep-14	5	R Litherland	2.0	16-Jul-19
7	M Litherland	69.8	6.345	23-Sep-14	7	M Litherland	1.5	23-Sep-14
8	G Reyes-England	65.6	5.964	16-Jul-19	7	L Stott-Zafiroopoulos	1.5	23-Sep-14
9	L Bowles	64.8	5.891	16-Jul-19	7	Ca Holland	1.5	23-Sep-14
10	A Bradford	64.3	5.845	23-Sep-14	7	J Perry	1.5	23-Sep-14
11	E Stott-Zafiroopoulos	63.4	5.764	23-Sep-14	7	L Turnbull	1.5	16-Jul-19
12	L Stott-Zafiroopoulos	61.3	5.573	23-Sep-14	7	J Martinez	1.5	16-Jul-19
13	J Martinez	60.5	5.500	16-Jul-19	7	JJ Hughes-Dowd	1.5	21-Feb-23
14	D Jackson	58.0	5.273	23-Sep-14	14	A Turnbull	1.0	23-Sep-14
15	N Bradford	56.9	5.173	23-Sep-14	14	B Brooks	1.0	23-Sep-14
16	S Bowman	55.3	5.027	16-Jul-19	14	N Bradford	1.0	23-Sep-14
17	Ca Holland	55.0	5.000	23-Sep-14	14	E Jackson	1.0	23-Sep-14
18	E Jackson	54.7	4.973	23-Sep-14	14	S Martinez	1.0	16-Jul-19
19	L Brooks	47.3	4.300	23-Sep-14	14	J Lawson	1.0	21-Feb-23
20	J Perry	46.9	4.264	23-Sep-14	20	E Stott-Zafiroopoulos	0.5	23-Sep-14
21	S Martinez	31.7	2.882	16-Jul-19	20	G Reyes-England	0.5	16-Jul-19
22	E Doyle	N/A	N/A	N/A	20	S Bowman	0.5	16-Jul-19
22	J Lawson	N/A	N/A	N/A	20	D Jackson	0.5	23-Sep-14
22	JJ Hughes-Dowd	N/A	N/A	N/A	20	T Stevenson	0.5	21-Feb-23
22	T Stevenson	N/A	N/A	N/A	25	E Doyle	0.0	21-Feb-23



'C' Final grid



**'B' Final, (LtoR), double Final winner Simon, Adam Turnbull (5th),
Geoff Peach (6th) and Lee Pateman (7th)**

Cadwell Park Best Off Chart 3 - F1 (Adults)

Qualifying					Fastest Laps					Race Laps				
Pos	Adult	Laps	MPH	Date	Pos	Adult	Time	MPH	Date	Pos	Adult	Laps	MPH	Date
1	A Smith	45.4	8.255	21-Feb-23	1	L Pateman	6.47	10.117	21-Feb-23	1	A Smith	24.6	8.945	21-Feb-23
1	P Rees	45.4	8.255	21-Feb-23	2	A Smith	6.64	9.858	16-Jul-19	2	P Rees	24.0	8.727	21-Feb-23
3	N Sismey	44.4	8.073	21-Feb-23	3	J Sismey	6.67	9.813	23-Sep-14	3	N Sismey	23.9	8.691	23-Sep-14
4	A Turnbull	43.2	7.855	21-Feb-23	4	S Goodlip	6.71	9.755	23-Sep-14	3	S Goodlip	23.9	8.691	21-Feb-23
5	G Peach	42.2	7.673	21-Feb-23	5	A Turnbull	6.78	9.654	21-Feb-23	5	A Turnbull	23.3	8.473	21-Feb-23
6	S Goodlip	41.3	7.509	21-Feb-23	6	M Aillsopp	6.88	9.514	23-Sep-14	6	S Anand	23.1	8.400	23-Sep-14
6	L Pateman	41.3	7.509	21-Feb-23	7	D Garbett	6.92	9.459	16-Jul-19	6	P Levers	23.1	8.400	23-Sep-14
8	R Litherland	38.3	6.964	21-Feb-23	8	S Anand	6.99	9.364	23-Sep-14	8	R Crossland	22.8	8.291	23-Sep-14
9	D Turnbull	37.6	6.836	21-Feb-23	9	N Sismey	7.02	9.324	23-Sep-14	9	L Pateman	22.6	8.218	21-Feb-23
10	L Bowles	34.5	6.273	21-Feb-23	10	P Rees	7.09	9.232	23-Sep-14	10	C Bowles	22.4	8.145	16-Jul-19
11	S Gray	33.8	6.145	21-Feb-23	11	P Levers	7.13	9.180	23-Sep-14	11	G Peach	22.3	8.109	23-Sep-14
12	D Latham	33.7	6.127	21-Feb-23	12	D Edwards	7.14	9.167	16-Jul-19	12	J Lymer	22.1	8.036	23-Sep-14
13	L Blacker	32.0	5.818	21-Feb-23	13	R Crossland	7.15	9.154	23-Sep-14	13	M Aillsopp	21.9	7.964	23-Sep-14
14	JJ Hughes-Dowd	31.4	5.709	21-Feb-23	14	S Gray	7.18	9.116	16-Jul-19	14	J Sismey	21.2	7.709	23-Sep-14
15	M Dutton	30.5	5.545	21-Feb-23	15	C Bowles	7.27	9.003	16-Jul-19	14	L Blacker	21.2	7.709	21-Feb-23
16	R Lawson	29.1	5.291	21-Feb-23	15	L Smith	7.27	9.003	16-Jul-19	16	D Garbett	21.0	7.636	16-Jul-19
17	J Lawson	24.4	4.436	21-Feb-23	17	G Peach	7.31	8.954	16-Jul-19	17	D Turnbull	20.8	7.564	21-Feb-23
18	D Hughes-Dowd	19.0	3.455	21-Feb-23	18	R Litherland	7.36	8.893	21-Feb-23	17	R Litherland	20.8	7.564	21-Feb-23
19	A Thompson	N/A	N/A	N/A	19	K Alcock	7.38	8.869	23-Sep-14	19	D Passell	20.4	7.418	23-Sep-14
19	C Bowles	N/A	N/A	N/A	20	C Roythorne	7.51	8.716	23-Sep-14	20	J Mellor	20.0	7.273	23-Sep-14
19	C Bradford	N/A	N/A	N/A	21	J Holmes	7.53	8.693	23-Sep-14	20	M Martinez	20.0	7.273	16-Jul-19
19	C Roythorne	N/A	N/A	N/A	22	J Litherland	7.66	8.545	23-Sep-14	22	C Roythorne	19.8	7.200	23-Sep-14
19	D Edwards	N/A	N/A	N/A	22	L Bowles	7.66	8.545	21-Feb-23	22	L Smith	19.8	7.200	16-Jul-19
19	D Garbett	N/A	N/A	N/A	24	J Lymer	7.80	8.392	23-Sep-14	24	J Holmes	19.5	7.091	23-Sep-14
19	D Passell	N/A	N/A	N/A	25	J Roythorne	7.81	8.381	23-Sep-14	25	J Roythorne	19.4	7.055	23-Sep-14
19	J Holmes	N/A	N/A	N/A	26	D Turnbull	7.82	8.370	23-Sep-14	25	K Alcock	19.4	7.055	23-Sep-14
19	J Lamb	N/A	N/A	N/A	27	J Mellor	7.83	8.359	23-Sep-14	25	S Gray	19.4	7.055	21-Feb-23
19	J Litherland	N/A	N/A	N/A	28	JJ Hughes-Dowd	7.94	8.244	21-Feb-23	28	D Edwards	19.1	6.945	16-Jul-19
19	J Lymer	N/A	N/A	N/A	29	D Passell	7.99	8.192	23-Sep-14	29	D Latham	18.5	6.727	21-Feb-23
19	J Mellor	N/A	N/A	N/A	30	L Blacker	8.08	8.101	21-Feb-23	30	J Lamb	18.4	6.691	23-Sep-14
19	J Roythorne	N/A	N/A	N/A	31	J Lamb	8.11	8.071	23-Sep-14	31	L Bowles	17.9	6.509	21-Feb-23
19	J Sismey	N/A	N/A	N/A	32	M Martinez	8.13	8.051	16-Jul-19	32	C Bradford	17.6	6.400	23-Sep-14
19	K Alcock	N/A	N/A	N/A	33	C Bradford	8.26	7.924	23-Sep-14	33	A Thompson	17.0	6.182	23-Sep-14
19	L Smith	N/A	N/A	N/A	34	A Thompson	8.33	7.858	23-Sep-14	34	L Williamson	16.8	6.109	16-Jul-19
19	L Williamson	N/A	N/A	N/A	35	M Dutton	8.47	7.728	21-Feb-23	35	J Litherland	16.6	6.036	23-Sep-14
19	M Aillsopp	N/A	N/A	N/A	36	L Williamson	8.57	7.638	16-Jul-19	36	M Dutton	16.0	5.818	21-Feb-23
19	M Martinez	N/A	N/A	N/A	37	D Latham	8.60	7.611	21-Feb-23	37	R Lawson	15.9	5.782	21-Feb-23
19	P Levers	N/A	N/A	N/A	38	D Hughes-Dowd	8.61	7.602	21-Feb-23	38	JJ Hughes-Dowd	15.8	5.745	21-Feb-23
19	R Crossland	N/A	N/A	N/A	39	R Lawson	8.93	7.330	21-Feb-23	38	D Hughes-Dowd	15.8	5.745	21-Feb-23
19	R Masters	N/A	N/A	N/A	40	R Masters	9.22	7.099	16-Jul-19	40	R Masters	14.9	5.418	16-Jul-19
19	S Anand	N/A	N/A	N/A	41	J Lawson	9.42	6.948	21-Feb-23	41	J Lawson	12.8	4.655	21-Feb-23

Cadwell Park Best Off Chart 4 - F1 (Juniors)

Qualifying					Fastest Laps					Race Laps				
Pos	Junior	Laps	MPH	Date	Pos	Junior	Time	MPH	Date	Pos	Junior	Laps	MPH	Date
1	L Bowles	34.5	6.273	21-Feb-23	1	R Litherland	7.51	8.716	23-Sep-14	1	A Hall	21.4	7.782	23-Sep-14
2	JJ Hughes-Dowd	31.4	2.855	21-Feb-23	2	L Bowles	7.73	8.468	21-Feb-23	2	R Litherland	20.7	7.527	23-Sep-14
3	T Stevenson	30.7	5.582	21-Feb-23	3	A Hall	7.81	8.381	23-Sep-14	3	L Turnbull	19.7	7.164	16-Jul-19
4	E Doyle	29.5	5.364	21-Feb-23	4	JJ Hughes-Dowd	7.97	8.213	21-Feb-23	3	L Bowles	19.7	7.164	16-Jul-19
5	J Lawson	24.4	4.436	21-Feb-23	5	J Martinez	8.02	8.161	16-Jul-19	5	B Brooks	19.4	7.055	23-Sep-14
6	A Bradford	N/A	N/A	N/A	6	A Turnbull	8.34	7.848	23-Sep-14	6	A Turnbull	19.0	6.909	23-Sep-14
6	A Hall	N/A	N/A	N/A	7	L Stott-Zafropoulos	8.44	7.755	23-Sep-14	7	E Stott-Zafropoulos	18.6	6.764	23-Sep-14
6	A Turnbull	N/A	N/A	N/A	8	M Litherland	8.48	7.719	23-Sep-14	8	JJ Hughes-Dowd	17.9	6.509	21-Feb-23
6	B Brooks	N/A	N/A	N/A	9	L Turnbull	8.49	7.710	16-Jul-19	9	M Litherland	17.8	6.473	23-Sep-14
6	Ca Holland	N/A	N/A	N/A	10	B Brooks	8.62	7.593	23-Sep-14	10	A Bradford	17.2	6.255	23-Sep-14
6	D Jackson	N/A	N/A	N/A	11	A Bradford	8.94	7.322	23-Sep-14	11	E Doyle	17.1	6.218	21-Feb-23
6	E Jackson	N/A	N/A	N/A	12	E Stott-Zafropoulos	8.96	7.305	23-Sep-14	12	F Holmes	17.0	6.182	23-Sep-14
6	E Stott-Zafropoulos	N/A	N/A	N/A	13	J Lawson	9.01	7.265	21-Feb-23	13	L Stott-Zafropoulos	16.8	6.109	23-Sep-14
6	F Holmes	N/A	N/A	N/A	14	F Holmes	9.02	7.257	23-Sep-14	14	D Jackson	16.6	6.036	23-Sep-14
6	G Reyes-England	N/A	N/A	N/A	15	E Doyle	9.13	7.169	21-Feb-23	15	T Stevenson	15.9	5.782	21-Feb-23
6	J Martinez	N/A	N/A	N/A	16	N Bradford	9.22	7.099	23-Sep-14	16	Ca Holland	15.5	5.636	23-Sep-14
6	J Perry	N/A	N/A	N/A	17	D Jackson	9.28	7.053	23-Sep-14	17	J Lawson	15.4	5.600	21-Feb-23
6	L Brooks	N/A	N/A	N/A	18	T Stevenson	9.29	7.046	21-Feb-23	18	N Bradford	15.1	5.491	23-Sep-14
6	L Stott-Zafropoulos	N/A	N/A	N/A	19	G Reyes-England	9.58	6.832	16-Jul-19	19	E Jackson	14.7	5.345	23-Sep-14
6	L Turnbull	N/A	N/A	N/A	20	S Bowman	9.62	6.804	16-Jul-19	20	J Martinez	14.4	5.236	16-Jul-19
6	M Litherland	N/A	N/A	N/A	21	E Jackson	9.63	6.797	23-Sep-14	21	G Reyes-England	13.8	5.018	16-Jul-19
6	N Bradford	N/A	N/A	N/A	22	Ca Holland	9.78	6.693	23-Sep-14	22	S Bowman	13.3	4.836	16-Jul-19
6	R Litherland	N/A	N/A	N/A	23	J Perry	11.83	5.533	23-Sep-14	23	J Perry	11.7	4.255	23-Sep-14
6	S Bowman	N/A	N/A	N/A	24	L Brooks	11.85	5.524	23-Sep-14	24	L Brooks	10.0	3.636	23-Sep-14
6	S Martinez	N/A	N/A	N/A	25	S Martinez	17.28	3.788	16-Jul-19	25	S Martinez	6.9	2.509	16-Jul-19



Adult 'A' Final, (LtoR) Nick Sismey (3rd), Phil Rees (2nd), winner Angus and Simon (4th)





LEXAN BODY CATALOGUE

Legends

SWB = 38mm (1.5")
between axle centres

LWB = 41mm (1.6")
between axle centres



AC Cobra
Convertible
LWB



Acura NSX
GT3 2017
LWB
30mm Clip



Alfa Romeo 155
Touring Car
LWB
29mm Clip



Alfa Romeo
BTCC
LWB
30mm Clip



Alfa Romeo
TZ3 Corsa
SWB
29mm Clip



Aston Martin
Vantage GT3
LWB



Audi
R8LMS GT3
LWB



Audi S3
BTCC
LWB
27mm Clip



Austin
Mini Cooper
SWB
28mm Clip



Bentley
Continental GT3
LWB
30mm Clip
















BMW
320i Turbo Grp5
SWB
27mm Clip



BMW 1 Series
BTCC
LWB
29mm Clip








































BMW
M1
SWB
30mm Clip
















			
BMW M3 GT2 LWB 27mm Clip	BMW Z4 GT3 LWB	BMW Z8 Convertible LWB 30mm Clip	Bugatti EB110 SWB 32mm Clip
			
Bugatti Veyron LWB 31mm Clip			
			
Chevrolet Nastruck LWB 30mm Clip	Chevron B19 SWB or LWB 29mm Clip	Corvette C5r GT SWB 30mm Clip	Corvette C7r GT 2017 LWB 31mm Clip
			
Corvette C8r GT3 LWB	Corvette Daytona Prototype SWB 30mm Clip	Corvette 1969 Stingray SWB 30mm Clip	
			
Datsun 240Z SWB 27mm Clip	Datsun Fairlady 2000 LWB 26mm Clip	Dodge Challenger LWB 31mm Clip	

			
Ferrari 250 gt Berlinetta Lusso SWB 30mm Clip	Ferrari 250 GTO LWB 29mm Clip	Ferrari 308 GTb LWB 28mm Clip	Ferrari 365 GTb Daytona SWB 28mm Clip
			
Ferrari 488 Gte LWB 29mm Clip	Ferrari 512 LM SWB or LWB 29mm Clip	Ferrari 575 GTc LWB 30mm Clip	Ferrari 612 Can-Am SWB 32mm Clip
			
Ferrari F40 SWB 32mm Clip	Ferrari Testarossa SWB 32mm Clip	Ford Capri SWB 30mm Clip	Ford Escort SWB 29mm Clip
			
Ford Custom Van LWB 30mm Clip	Ford Focus RS BTCC LWB 29mm Clip	Ford 2006 GT LWB 29mm Clip	Ford 2016 GT LWB Body Pins Only
			
Ford GT40 SWB 29mm Clip	Ford 2005 Mustang LWB 27mm Clip		

			
Honda Civic BTCC LWB 28mm Clip	Honda Integra LWB 28mm Clip	Honda S2000 SWB 26mm Clip	
			
Jaguar D Type LWB 30mm Clip	Jaguar XJ 220 LWB 32mm Clip	Jaguar XJR 5 (Grp 44) SWB 32mm Clip	Jaguar XJR 9 (Grp C) SWB or LWB 33mm Clip
			
Jaguar XKR GT3 LWB 30mm Clip			Koenigsegg CCX LWB 30mm Clip
			
Lamborghini Contach SWB 29mm Clip	Lamborghini Huracan GT3 LWB 32mm Clip	Lamborghini Miura Concept LWB 30mm Clip	Lamborghini Miura Jota SWB 28mm Clip
			
Lancia LC2 SWB 31mm Clip	Lotus Elise LWB 27mm Clip	Lotus Espirit LWB	Lotus Europa LWB 31mm Clip

			
Matchbox Hi-Tailer LWB 33mm Clip	Mazda 787b (Grp C) LWB 30mm Clip	Mazda RX7 SWB 27mm Clip	McLaren F1 GTr LWB
			
McLaren MP4 12C GT3 LWB 28mm Clip	Mercedes Gullwing 300SL SWB	Mercedes 300SLR LWB	Mercedes CLK GTB LWB 30mm Clip
			
Mercedes DTM Car LWB 30mm Clip	MG 6GT BTCC LWB 28mm Clip	Mini Mini Cooper LWB 27mm Clip	Morris Minor LWB 27mm Clip
			
Mustang 1967 GT 500 SWB 30mm Clip	Mustang Mach 1 SWB 30mm Clip		
			
Nascar SWB 32mm Clip	Nissan 300ZX SWB 31mm Clip	Nissan March 86G Gtp SWB or LWB 30mm Clip	Nissan R390 GT LWB 32mm Clip

			
Nissan 1989 R89C LWB 32mm Clip	Nissan 1977 Skyline GT-R LWB 27mm Clip	Nissan R32 Skyline SWB 30mm Clip	Nissan Grp C SWB 32mm Clip
			
Pagani Huayra LWB 29mm Clip	Pagini Zonda C12 LWB 30mm Clip	Panoz 1999 LMP-1 LWB 32mm Clip	Peugeot 905 Grp C SWB or LWB 31mm Clip
			
Pontiac 1977 Firebird LWB 30mm Clip	Porsche 908 SWB 29mm Clip	Porsche 910 LWB 32mm Clip	Porsche 911 GT3 SWB 27mm Clip
			
Porsche 911 Turbo RSR GT3 LWB 28mm Clip	Porsche 917 SWB or LWB 31mm Clip	Porsche 934 Turbo RSR SWB 26mm Clip	Porsche 935 Turbo SWB 28mm Clip
			
Porsche 956 Grp C SWB 31mm Clip	Porsche 959 SWB 29mm Clip	Porsche 962 Grp C LWB 32mm Clip	

			
Renault Clio Cup Car LWB 30mm Clip	Renault Clio V6 LWB 29mm Clip	Renault Megane Trophy LWB 30mm Clip	Renault RS01 GT LWB 28mm Clip
			
Saleen S7 LWB	Sauber Mercedes C11 Grp C SWB or LWB 32mm Clip	Shadow MK 11a LWB 31mm Clip	Shelby Cobra Daytona Coupe SWB 31mm Clip
			
Subaru Levorg BTCC LWB 28mm Clip			
			
Toyota 88C-V Grp C SWB or LWB 32mm Clip	Toyota GT-One LWB	Triumph TR7 LWB 28mm Clip	TVR Sagaris LWB
			
Wiesmann GT MF5 SWB or LWB			Zakspeed Grp 5 Capri SWB or LWB 30mm Clip

Where is DHORC?

Derby HO Racing Club 

www.dhorc.co.uk

dhorc



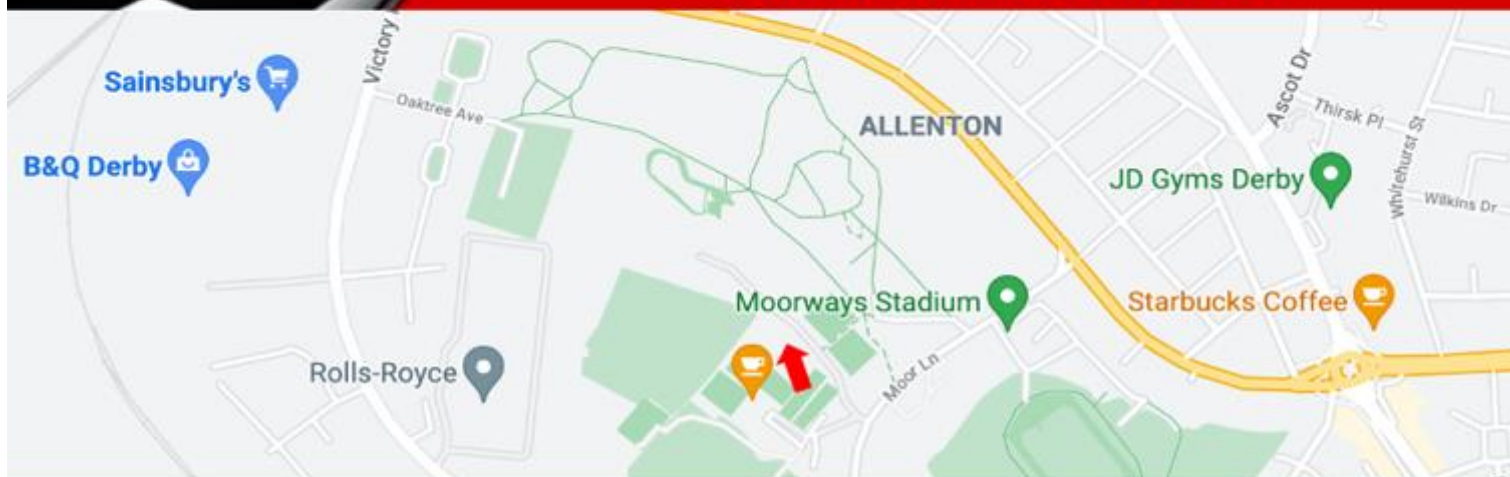
Home of HO Le Mans

TOMY AFX
TYCO

Derby H:O Racing Club
A Record Breaking Club



www.dhorc.co.uk



DHORC's Club Room

DERBY LEISURE
& EVENTS VENUE



Derby Leisure Ltd Table Tennis Room

Derby Leisure Ltd,
Moor Lane, Allenton
Derby, DE24 9HY

Derby HO Racing Club 

www.dhorc.co.uk

dhorc

Home of HO Le Mans

Carrera
DIGITAL

Nick Sismey
sismey80@hotmail.co.uk
07984 339192