

Visit dhorc.co.uk or Find us on **facebook**

Derby HO Racing Club 

www.dhorc.co.uk

dhorc

Home of HO Le Mans

TOMY AFX
TYCO

Club Night

662

Round 04 **Cadwell Park – GC** **21Feb23**



ADULTS

- 01 S GOODLIP**
- 02 L PATEMAN**
- 03 N SISMEY**

JUNIORS

- 01 L BOWLES**
- 02 JJ HUGHES-DOWD**
- 03 J LAWSON**

This Week: Three Adult winners in '23 - DHORC Ingham nearing completion

History and Key Facts

HO Club founded on 7 July 1992

- DHORC: Derby HO Racing Club ("HO" Is The Scale = 1/64th)
- Section of Derby Leisure & Events Venue, open to all!
- Home of world famous international Le Mans 24 Hour race.
- Smaller scale version of Scalextric, once set up works all night!
- Four and eight lane circuits
- Computerised timing
- Statistics for every meeting and every member since July 1992
- Over 20 race meetings each year
- 50+ circuit designs, up to 567 feet in length
- Eight-lane routed DHORCingham oval
- Two car categories – Tyco open wheel (F1)
– Tomy SGP, BSRT, VSR enclosed wheel (GC)



Carrera Digital Club 1st race 18 January 2022

- 1/32nd Carrera Digital DTM & GT Cars
- 12+ Evenings a year, minimum 3x15-minute races per driver per evening.
- 7 circuits, 2 Evenings per circuit
- Full computerised timing and stats through SmartRace App



The Club Nights and Magazine Coverage

HO

- Racing starts between 18:45 and 19:00 hours – Finished by 21:30 hours
- Minimum of four 3-minute qualifying races & one Final (F1 or GC) for each member
- Championship points for all members
- Race report, news, photos and stats included in HO Magazine

Carrera Digital

- Racing starts between 18:00 and 18:15 hours – Finished by 21:30 hours
- Race report, news, photos and stats included in Carrera Magazine
- Championship points for all members

- Rules & regulations booklet covering all the DHORC rules produced each year
- Great family atmosphere, a help-all culture

Membership Fees, Car Costs and Prizes

- Adult £30 and junior (under 16) £15 for HO & Carrera, £40/£20 combined
- Only £50 Total expenditure for two cars HO Cars, £65 for one Carrera car
- All cars and spares can be bought at club
- Adult, Masters (over 56), Junior (16 & under) Championships

Championship Trophies presented at 1st Evening of following year





Editorial 662



Three Adult winners from four starts! It was great to see our third Adult winner from four Club Nights on Tuesday night. Congratulations to **Simon Goodlip** for being that third winner. Will we add any further new winners on 14Mar23?

Congratulations again to Simon for also taking his first career Masters win, hopefully there will be more of a battle in that category as well this year. **Lewis Bowles** however is dominating the Juniors with four wins out of four. Congrats Lewis. Who can wrestle a win from under Lewis's nose in the future?

With our first Double Final evening of year this week it means we will have a minimum of 17 Club Nights this year. However when our DHORCingham (Page 5) gets up and running, which we hope will be over the next couple of months, we will be able to add four more Club Nights to the roster. They will all be held on one night at a date yet to be confirmed. Watch this space for further details.

Nick Sismey



Front Cover: Geoff Peach in Qualifying mode!

DHORC		Committee...2023		DHORC	
Chairman / Treasurer	Nick Sismey	M 07984 339 192	sismey80@hotmail.co.uk		
Vice Chairman	Phil Rees	M 07912 378 652	dhorcman.p.r@ntlworld.com		
Secretary	Laura Edwards	M 07501 217 254	laurabubbles07@hotmail.co.uk		
Spares	Geoff Peach	M 07443 585 902	geoff@geoffpeach.com		
Race Control	Liam Smith	M 07477 698 158	liam-smith-93@hotmail.co.uk		
Race Control	Darryn Mutch	M 07954 741 677	darrynmutch@live.co.uk		
Scrutineer	Dean Garbett	M 07964 854 084	garbett@d@sky.com		
Carrera Digital Scrutineer	Angus Smith	M 07591 813 431	angus@angussmith500.plus.com		
Carrera Digital	John Lamb	M 07758 917 497	john.lamb22@ntlworld.com		
Carrera Digital	Steve White	M 07859 999 480	wslotcarsteve@gmail.com		

ROLLS-ROYCE SLOT CAR MAGAZINE IS PUBLISHED AND COPYRIGHT 2023 BY DHORC, AND NO PORTION MAY BE REPRODUCED OR TRANSMITTED WITHOUT WRITTEN PERMISSION, AND MAY CONTAIN ARTICLES AND GRAPHICS REPRINTED WITH THE PERMISSION OF THE ORIGINAL COPYRIGHT HOLDER, WHO RETAINS ALL RIGHTS,

Contents.....662

Page	Details
003	Editorial
004	Contents
005	News & Views Including..... 1. Acknowledgements 2. DHORCingham will soon be ready to run..... 3. New barriers
006	2023 Calendar
008	2023 Winners & Continuous Club Night Attendance Records
009	DHORC Official Clothing
010	Slot Cars & Spares
011	Razorlite Lexans HO
012	Race Report – Cadwell Park GC – 21st February 2023 - Round 04 of 30 Including..... Page 21 - Race Results Page 27 - Best Results Page 33 - Championship Tables
041	Members' Statistics
054	Next Race - Monaco – 14th March 2023 - Rounds 05 & 06 of 30
058	Razorlite Lexans HO Catalogue



SLOT CARS DIRECT
UK's HO 1/64th Slot Car Specialist
We specialize in Tony AFX, Viper Scale Racing
and Bulldog Racing Products.

AFX
RACING

Viper Scale Racing

News & Views.....662

1. Acknowledgements for DHORC 662

Phil Rees	Parc Ferme & Everything Else	Adam Turnbull	Packing Away
Angus Smith	Setting Up	Lewis Blacker	Parc Ferme
John Lamb	Setting Up	Roy Masters	Packing Away
Dan Hughes-Dowd	Setting Up	Stuart Gray	Packing Away
Dan Turnbull	Race Control & Packing Away	Lee Pateman	Packing Away
Darryn Mutch	Race Control & Packing Away	Denis Latham	Packing Away
Simon Goodlip	Race Control & Packing Away	Reuben Litherland	Packing Away
Geoff Peach	Car Prep & Spares	Jacob Lawson	Distributing Biscuits
Russell Lawson	Biscuits		

2. DHORCingham will soon be ready to run.....

Stuart Gray, Dan Hughes-Dowd and **Phil Rees** have their final session of re-wiring and refurbishing of the former Rockingham banked corners this Friday 03Mar23. Then we will have one more session setting the whole track up and making sure all eight lanes are working and trying out the Viper Jet brass and Bulldog chassis. I have also bought a special chassis, to celebrate my 60th birthday, from RPMS in the US, to see just what the art of the possible is around our new track. It will purely be a demonstration run at some crazy speeds! Stand back!



Derby HO Racing Club **dhorc** **Calendar 2023** **dhorc**
 Home of HO Le Mans

Day	Date	Location	Round	Round	Track	
Tuesday	10-Jan	Table Tennis Room	1 (F1)		Miami (NEW)	
Thu-Sun	12-15-Jan	NEC	Corporate		Autosport International Racing Car Show	
Tuesday	31-Jan	Table Tennis Room	2 (GC)		Interlagos	
Saturday	04-Feb	Lockington Village Hall	Corporate		Charity Event	
Tuesday	21-Feb	Table Tennis Room	3 (F1)	4 (GC)	Cadwell Park	
Tuesday	14-Mar	Table Tennis Room	5 (F1)	6 (GC)	Monaco	
Tuesday	04-Apr	Table Tennis Room	7 (F1)	8 (GC)	Long Beach	
Sat/Sun	22/23Apr	Donington Park	Corporate		BTCC (Provisional)	
Tuesday	02-May	Table Tennis Room	9 (F1)	10 (GC)	Zandvoort	
Tuesday	16-May	Table Tennis Room	11 (F1)	12 (GC)	Nashville	
Sat/Sun	27/28May	Donington Park	Corporate		British GT	
Tuesday	06-Jun	Table Tennis Room	13 (F1)	14 (GC)	Donington Park	
Tuesday	27-Jun	Table Tennis Room	15 (F1)	16 (GC)	Miami	
Tuesday	18-Jul	Table Tennis Room	17 (F1)	18 (GC)	Interlagos	
Tuesday	08-Aug	Table Tennis Room	19 (F1)	20 (GC)	Cadwell Park	
Sat/Sun	12/13Aug	Donington Park	Corporate		Convoy in the Park	
Sunday	20-Aug	Donington Park	Corporate		Tunerfest	
Sat/Sun	26/27Aug	Donington Park	Corporate		BTCC (Provisional)	
Tuesday	12-Sep	Table Tennis Room	21 (F1)	22 (GC)	Monaco	
Tuesday	03-Oct	Table Tennis Room	23 (F1)	24 (GC)	Long Beach	
Sat/Sun	21/22Oct	Donington Park	Corporate		British GT	
Tuesday	24-Oct	Table Tennis Room	25 (F1)	26 (GC)	Zandvoort	
Tuesday	14-Nov	Table Tennis Room	27 (F1)	28 (GC)	Nashville	
Tuesday	28-Nov	Table Tennis Room	29 (F1)	30 (GC)	Donington Park	



Day	Date	Location	Rounds*	Track	
Tuesday	03-Jan	Table Tennis Room	Test Night	Imola	
Tuesday	17-Jan	Table Tennis Room	1 2 3	Imola (New)	
Tuesday	07-Feb	Table Tennis Room	4 5 6	Imola	
Tuesday	14-Feb	Table Tennis Room	Test Night	Paul Ricard	
Saturday	18-Feb	Table Tennis Room	DISCA/DHORC	Sebring 3 Hours - Oxigen/Carrera GT4	
Tuesday	07-Mar	Table Tennis Room	7 8 9	Paul Ricard (New)	
Tuesday	28-Mar	Table Tennis Room	Test Night	Road Atlanta	
Tuesday	18-Apr	Table Tennis Room	10 11 12	Paul Ricard	
Tuesday	09-May	Table Tennis Room	13 14 15	Road Atlanta (New)	
Friday	02-Jun	Table Tennis Room	Test Night	Le Mans	
Saturday	03-Jun	Table Tennis Room	16 17 18 19 20 21	Le Mans (New)	
Tuesday	13-Jun	Table Tennis Room	22 23 24	Road Atlanta	
Tuesday	20-Jun	Table Tennis Room	Test Night	Brands Hatch	
Tuesday	04-Jul	Table Tennis Room	25 26 27	Brands Hatch (New)	
Tuesday	01-Aug	Table Tennis Room	28 29 30/31	Brands Hatch	
Tuesday	19-Sep	Table Tennis Room	33 34 35	Sakhir	
Tuesday	10-Oct	Table Tennis Room	35 36 37/38	Sakhir	
Tuesday	07-Nov	Table Tennis Room	39 40 41	Daytona Sports Car Course	
Saturday	25-Nov	Table Tennis Room	DISCA/DHORC	Fuji 6 Hours - Oxigen/Carrera WEC	
Tuesday	12-Dec	Table Tennis Room	42 43 44	Daytona Sports Car Course	

Key: 20 or less HO racers then double finals, 21 and above then single finals
 * Could be more than three Digital Rounds on a night, depending on attendance.
 Note: 75% of HO Rounds count towards DHORC Championship which equals 23
 Note: 75% of Digital Rounds count towards Carrera Championship which equals 32

3. *New barriers*

While we seem to be OK with the HO circuits we are finding that we are only just about managing with the barriers we have for some of the Carrera Digital circuits. Therefore we are introducing one more set of barriers with another Formula 1 sponsor Heineken 0.0 alighting on them.

These are made from cutting up two 2.5 meter white square downpipe from Wickes. We can therefore make 10 x 750mm barriers and 4 x 500mm barriers for under £20.



We really need some more clear barriers as well, but they are so expensive at present, at least four times the price of the white barriers, so we haven't bought any at present. If anyone knows where we can get some reasonably priced 750 mm x 50-65mm x 50-65mm right angled clear plastic it would be appreciated.

[Nick Sismey](#)



Winners 2023



F1 Qualifies on **Yellow & Red**, GC on **Green & Blue** Lanes up to Round 14

Day	Date	Rnd	Track	Final	Adults	Masters	Juniors	Wooden
Tue	10-Jan	1	Miami	F1	L Pateman	A Smith	L Bowles	A Stevenson
Tue	31-Jan	2	Interlagos	GC	A Smith	A Smith	L Bowles	A Woodhouse
Tue	21-Feb	3	Cadwell Park	F1	A Smith (2)	A Smith (3)	L Bowles	M Dutton
Tue	21-Feb	4	Cadwell Park	GC	S Goodlip	S Goodlip	L Bowles (4)	M Dutton (2)
Tue	14-Mar	5	Monaco	F1				
Tue	14-Mar	6	Monaco	GC				
Tue	04-Apr	7	Long Beach	F1				
Tue	04-Apr	8	Long Beach	F1				
Tue	02-May	9	Zandvoort	GC				
Tue	02-May	10	Zandvoort	GC				
Tue	16-May	11	Nashville	F1				
Tue	16-May	12	Nashville	GC				
Tue	06-Jun	13	Donington Park	F1				
Tue	06-Jun	14	Donington Park	GC				
Tue	27-Aug	15	Miami	F1				
Tue	27-Aug	16	Miami	GC				
Tue	18-Jul	17	Interlagos	F1				
Tue	18-Jul	18	Interlagos	GC				
Tue	08-Aug	19	Cadwell Park	F1				
Tue	08-Aug	20	Cadwell Park	GC				
Tue	12-Sep	21	Monaco	F1				
Tue	12-Sep	22	Monaco	GC				
Tue	03-Oct	23	Long Beach	F1				
Tue	03-Oct	24	Long Beach	F1				
Tue	24-Oct	25	Zandvoort	GC				
Tue	24-Oct	26	Zandvoort	GC				
Tue	14-Nov	27	Nashville	F1				
Tue	14-Nov	28	Nashville	GC				
Tue	28-Nov	29	Donington Park	F1				
Tue	28-Nov	30	Donington Park	GC				



Race Winners





Adults



Simon Goodlip

Adults

Masters



Simon Goodlip

Masters

Juniors



Lewis Bowles

Juniors

Wooden



Macaully Dutton

Wooden

Continuous Club Night Attendance Records

Members below have built up ten or more continuous Club Night attendances, including DHORC 662:-

Nick Sismey	211 Club Nights	Phil Rees	49	Lewis Blacker	34
Stuart Gray	32	Angus Smith	29	Dan Turnbull	26
Dan Hughes-Dowd	12	JJ Hughes-Dowd	12	Adam Turnbull	10

Record Continuous Club Night Attendance	Nick Sismey	211
Record Continuous Evening Attendance	Nick Sismey	190
Record Continuous Club Night Attendance from 1 st Race	Martin Allsopp	131

Derby HO Racing Club



Home of HO Le Mans *Sponsored by* HARDEN CREEK SLOTCARS

Official Clothing



Please contact Nick Sismey



Slot Cars & Spares



Open Wheel (F1)

Chassis	£10.00
Car (+ £7.5 if Painted)	£15.00
Resin Shell (+ £7.5 if Painted)	£6.00
Pickup Shoes (Pair)	£1.00
Pickup Springs	£0.25
Pinion Gear	£1.00
Front Tyres (Pair)	£1.50
Front Axle	£2.00
Brush Springs (Pair)	£1.00
Brushes (Pair)	£1.00
Motor Magnets (Pair)	£2.45
Bulkhead	£5.00
Armature	£4.00
Crown Gear	£2.00
Rear Tyres (Pair)	£2.00
Rear Axle	£3.00
Guide Pins	£1.00
Traction Magnets (Pair)	£2.00
Brush Tubes (Pair)	£2.00



Enclosed Wheel (GC)

#902 G3 or VSR Chassis	£30.00	(1st one £20)
Wet Weather V-Jet	£31.50	
Painted Lexan Body	£7.50+	
#250B G3 Pickup Shoes (Pair)	£1.00	
Pickup Springs	£0.25	
#417 7T Delrin Pinion Gear	£1.00	
SGP Black Pinion	£0.30	
#950 G3 Front Tyres (Pair)	£1.50	
Front Axle, Wheels and Tyres	£4.00	
Rear Axle and Washer	£5.50	
Rear Double Flanged Hubs (Pair)	£3.50	
#925 G3 Endbell	£6.00	
Armature	£4.00	
24T Delrin Crown Gear	£2.00	
Spacer washer	£0.25	
22T VSR Crown Gear	£2.00	
Rear Tyres (Pair)	£2.00	
#941 Guide Pins	£1.00	
Front Wheels (Pair)	£2.00	
VSR Pro Blank Chassis	£8.50	
Front Axle, Hubs & 'O' Rings	£3.00	



Updated 30Sep18



Visit our
Facebook Page
or the back of
this magazine



Clear plastic bodies to suit a variety of HO
chassis. Many not found elsewhere



Race Report



Round 04

Cadwell Park – GC Finals

21st February 2023

Rounds 3&4

Cadwell Park (UK)

Rounds 19&20

Previous Results

				1st	2nd	3rd
Adults						
DHARC	1	07-Jul	1992	96' N Sismey	S Revitt	A Smith
DHARC	2	11-Aug	1992	96' N Sismey	S Revitt	J Tague
DHARC	3	01-Sep	1992	96' J Tague	S Revitt	N Sismey
DHARC	4	06-Oct	1992	96' S Revitt	J Neale	A Smith
DHARC	5	17-Nov	1992	96' N Sismey	S Revitt	J Neale
DHARC	6	08-Dec	1992	96' A Smith	N Sismey	J Neale
DHARC	197	07-Jan	2003	94' 9" M Chadwick	L Pateman	S Goodlip
DHARC	219	06-Jan	2004	94' 9" L Pateman	M Chadwick	S Goodlip
DHARC	277	05-Sep	2006	98' 7" L Pateman	W Lander	N Sismey
DHARC	331	27-Jan	2009	98' 7" J Sismey	M Chadwick	T Chadwick
DHARC	379	25-Jan	2011	98' 7" M Chadwick	M Allsopp	A McPeake
DHARC	431	29-Jan	2013	98' 7" L Pateman	S Anand	J Sismey
DHARC	476	23-Sep	2014	96' G Peach	J Lymer	R Crossland
DHARC	601	16-Jul	2019	96' P Rees	A Smith	N Sismey
DHARC	661	21-Feb	2023	96' A Smith	P Rees	N Sismey
DHARC	662	21-Feb	2023	96' S Goodlip	L Pateman	N Sismey
Juniors						
DHARC	1	07-Jul	1992	96' S Slater	S Gillard	C Davenport
DHARC	2	11-Aug	1992	96' S Slater	S Gillard	Tl Rees
DHARC	3	01-Sep	1992	96' S Slater	C Davenport	S Gillard
DHARC	4	06-Oct	1992	96' M Minnis	S Gillard	S Slater
DHARC	5	17-Nov	1992	96' S Slater	M Minnis	AJ McPeake
DHARC	6	08-Dec	1992	96' S Gillard	M Minnis	C Davenport
DHARC	197	07-Jan	2003	94' 9" J Sismey	T Chadwick	T Measham
DHARC	219	06-Jan	2004	94' 9" J Sismey	T Chadwick	R Rees
DHARC	277	05-Sep	2006	98' 7" T Measham	A Hughes	M Yeomans
DHARC	331	27-Jan	2009	98' 7" L Smith	K Jackson	R Cook
DHARC	379	25-Jan	2011	98' 7" J Pateman	J Mellor	Ca Holland
DHARC	431	29-Jan	2013	98' 7" J Lister	J Mellor	J Pateman
DHARC	476	23-Sep	2014	96' A Hall	R Litherland	A Turnbull
DHARC	601	16-Jul	2019	96' R Litherland	L Turnbull	L Bowles
DHARC	661	21-Feb	2023	96' L Bowles	JJ Hughes-Dowd	J Lawson
DHARC	662	21-Feb	2023	96' L Bowles	JJ Hughes-Dowd	J Lawson

Circuit Records

Lap Length 96' 0"

Qualifying

F1/GC	A Smith	16Jul19
	101.0 Laps	
F1	P Rees	21Feb23
	45.4 Laps	
GC	L Pateman	21Feb23
	63.1 Laps	

Fastest Laps

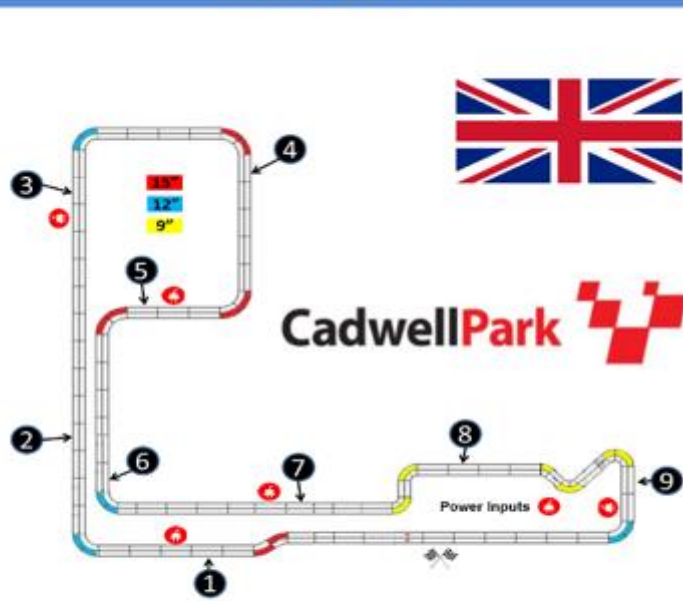
F1	L Pateman	21Feb23	6.47 Secs
GC	A Smith	16Jul19	4.97 Secs

Race Laps

F1	A Smith	21Feb23	24.6 Laps
GC	L Pateman	21Feb23	32.3 Laps

Final Points

9.0 Points	J Sismey	23Sep14
------------	----------	---------



DHARC 661 & 662



Lee Pateman set new Qualifying and race laps records on the way to Pole.

GC Finals ADULT REPORT GC Finals

Simon takes first win of 2023

'A' Final – **Simon Goodlip** became the second DHORC Member, after **Angus Smith**, to win races in both HO and Carrera Digital in 2023 on Tuesday night. Simon is on 3 CD and 1 HO wins to Angus's 2 CD and 2 HO wins. This was our four time Champion's first HO win since 07Jun22 leaving him on 83 wins, matching **Martin Chadwick** in third in the all-time DHORC wins chart. It also puts him in third place alongside **Nick Sismey** in the all-time Final wins with 168 each. Simon was the seventh different winner in a row at Cadwell Park dating back to 2009!

With second on the grid, down 7.6 laps on **Lee Pateman**, who broke **Jamie Sismey's** 23Sep14 race laps record by 2.4 laps, it looked like Simon would be fighting for second in the 'A'. However he stepped it up while Lee, despite being much the quicker, fought with the gremlins on Green lane recording nearly three laps less than he had in Qualifying. Simon also beat **Jamie's** previous laps record by 0.5 laps to take the win by a lap from Lee. This took Simon to joint top of the DHORC Challenge while he remained third in the main Championship.

Unfortunately 'B' Final winner **Angus** finally had to call it a day after just 1.4 laps of the 'A' as he just felt too unwell to finish the race. **Lewis Blacker** kindly took him home straight away and I'm pleased to say he felt better the next day. The beneficiary of this was **Nick** who took his second third place of the evening and third consecutive third place at Cadwell Park. A track he loves, winning the first ever race at DHORC on the same track back on 07Jul92.

Derby HO Racing Club
www.dhorc.co.uk
Home of HO Le Mans

Round 04 - ADULTS
Cadwell Park GC - UK
21st February 2023

3rd	1st	2nd
Lee Pateman	Simon Goodlip	Nick Sismey



Simon Goodlip took his first win of the year.



Stuart Gray took 10th in F1 and 15th in GC.

'B' Final – **Reuben Litherland** was again knocking on the door of the 'A' Final only for Angus to record the same number of laps that Simon won the 'A' Final with to take the 'B' win. With Reuben 2.4 laps back he had to settle for fifth this time.

Geoff Peach was delighted (not) in moving up to Yellow lane in the 'B' after victory in the 'C'. In a total reversal with F1 Blue was the lane to move up to with GC rather than Yellow. He was therefore slightly surprised to take sixth overall ahead of **Phil Rees** on Blue, 1.7 laps separating the two. Having begun the evening top of the DHORC Challenge reigning Champion Phil now found himself in fifth. However there is an awful long way to go!

'C' Final – **Lewis Blacker's** steam roller of Finals 'F', 'E' and 'D' was brought to an abrupt stop on Yellow here. Name sake **Lewis Bowles** was the closest to Geoff and he was still 4.8 laps down. His 8th place finish was a PB for him, beating his previous 9th set back on 09Aug22. He matched this with the 8th fastest lap of the night, beating his previous best by a single place, set at the same August race.

Dan Turnbull took 9th overall, matching his grid position. Unusually he was the best of the Turnbull clan!

'D' Final – **Adam Turnbull** failed to join dad, Dan, in the 'C' by just 0.1 laps, but was by far the quickest in the Final. This was Lewis' third straight Final win, the first time he had won more than one Final at a Club Night. It catapulted him up from 12th in the DHORC Challenge to the top, equal on points with Simon!

JJ Hughes-Dowd set the 9th fastest lap of the evening in the 'D', matching triple Final winner Lewis. This was one place better than his previous PB set on 13Dec22. This helped him to beat fellow Junior/Adult racer **Jacob Lawson** into 12th overall by 4.2 laps.

'E' Final – **Russell Lawson** was on the same page as Lewis as far as laps and lap time was concerned, losing out by just 0.8 laps, his lap time only being 0.12 seconds slower as he took 14th.

Some 3.5 laps further back was **Stuart Gray**, who added 3.2 laps to our newest Member **Denis Latham's** score.

'F' Final – **Dan Hughes-Dowd** was Lewis' first victim of the evening, Blue lane giving the latter an incredible advantage as he set his fastest lap of the evening.

Macaully Dutson again unfortunately had to leave early.

MASTERS REPORT

Simon's inaugural Masters win

Overall victory also gave Simon his first Masters win from Nick, Angus, Geoff, Phil and Stuart.





Just four Juniors competed in the Finals as Ella Doyle was feeling unwell.

JUNIOR REPORT

Lewis breaking records on way to 4th win of 2023

'A' Final – Lewis Bowles incredible form continued into GC on Tuesday night with his fourth win from four starts. He would take home a maximum 100 points from the two Cadwell Park Club Nights. His 20th career win also rewarded him with three track records. Pole as it was the first time we had run double Finals at the Lincolnshire track as well as a new fastest lap and race lap records. Former double Junior Champion Adam Hall had held them both, back on 23Sep14. Lewis took 0.30 seconds off the fastest lap record leaving it at 6.09 seconds and added 1.1 laps to the laps record, with it now standing at 24.9 laps.

Lewis victory over friend **JJ Hughes-Dowd** resulted in these two swapping places at the top of the DHORC Challenge while Lewis extended his main Championship lead to 46 points! One flicker of light at the end of the tunnel for the rest was that JJ and third place racer **Jacob Lawson** both set the most number of laps on Blue lane in Qualifying. Can they build on this and take the challenge to Lewis?

Our GC Final results matched our F1 'A' Final results with **Timmy Stevenson** repeating his fourth, with **Ella Doyle** unfortunately again unable to take part in the Finals.



Tommy Tyco



Junior 'A' Final, (LtoR) Jacob Lawson (3rd), winner Lewis Bowles, JJ Hughes-Dowd (2nd) and Timmy Stevenson (4th)



Race Results



Who Came Where?

Who Scored What?



Geoff Peach and Reuben Litherland concentrating hard on marshalling.



DERBY H:O RACING CLUB CHAMPIONSHIP RACE 662																							
Cadwell Park GC - 21 February 2023 - Round 04																							
MASTER POINTS TABLE (NM = NON MEMBER)																							
Derby HO Racing Club Home of HO Le Mans																							
QUALIFYING						FINAL POSITIONS						FASTEST LAPS						BEST RACE LAPS (3 MINS)					
POS	ADULT	LAPS	PTS	ADULT	PTS	POS	ADULT	PTS	ADULT	PTS	POS	ADULT	TIME	MPH	POS	ADULT	LAPS	PTS	POS	ADULT	PTS	ADULT	PTS
1	L Pateman	63.1	45	1	S Goodlip (M)	45	1	L Pateman	5.01	13.065	1	L Pateman	32.3	1	S Goodlip (M)	45	1	L Pateman	32.3	1	S Goodlip (M)	45	
2	S Goodlip (M)	55.5	38	2	L Pateman	38	2	A Smith (M)	5.08	12.885	2	S Goodlip (M)	30.4	2	L Pateman	41	2	S Goodlip (M)	30.4	2	L Pateman	41	
3	N Sismey (M)	53.0	34	3	N Sismey (M)	34	3	S Goodlip (M)	5.34	12.257	2	A Smith (M)	30.4	3	N Sismey (M)	34	3	A Smith (M)	30.4	3	N Sismey (M)	34	
4	R Litherland	51.2	31	4	A Smith (M)	31	4	R Litherland	5.36	12.212	4	R Litherland	28.0	4	A Smith (M)	33	4	R Litherland	28.0	4	A Smith (M)	33	
5	A Smith (M)	50.3	29	5	R Litherland	29	5	G Peach (M)	5.69	11.503	5	G Peach (M)	27.9	5	R Litherland	29	5	R Litherland	27.9	5	R Litherland	29	
6	P Rees (M)	47.5	27	6	G Peach (M)	27	6	N Sismey (M)	5.82	11.246	6	N Sismey (M)	26.9	6	G Peach (M)	28	6	G Peach (M)	26.9	6	G Peach (M)	28	
7	G Peach (M)	45.6	27	7	P Rees (M)	27	7	A Turnbull	5.91	11.075	7	L Blacker	25.8	7	P Rees (M)	27	7	P Rees (M)	25.8	7	P Rees (M)	27	
8	L Bowles	43.0	26	8	L Bowles	26	8	L Bowles	6.09	10.748	8	R Lawson	25.0	8	L Bowles	26	8	L Bowles	25.0	8	L Bowles	26	
9	D Turnbull	42.5	25	9	D Turnbull	25	9	JJ Hughes-Dowd	6.15	10.643	9	A Turnbull	24.8	9	D Turnbull	25	9	D Turnbull	24.8	9	D Turnbull	25	
10	A Turnbull	42.2	24	10	L Blacker	24	9	L Blacker	6.15	10.643	10	P Rees (M)	23.8	10	L Blacker	24	10	L Blacker	23.8	10	L Blacker	24	
11	JJ Hughes-Dowd	40.9	23	11	A Turnbull	23	11	R Lawson	6.44	10.164	10	L Bowles	23.8	11	A Turnbull	23	11	A Turnbull	23.8	11	A Turnbull	23	
12	J Lawson	40.2	22	12	JJ Hughes-Dowd	22	12	J Lawson	6.57	9.963	12	D Turnbull	22.1	12	JJ Hughes-Dowd	22	12	JJ Hughes-Dowd	22.1	12	JJ Hughes-Dowd	22	
13	S Gray (M)	39.9	21	13	J Lawson	21	13	P Rees (M)	6.60	9.917	13	S Gray (M)	21.9	13	J Lawson	21	13	J Lawson	21.9	13	J Lawson	21	
14	R Lawson	38.5	20	14	R Lawson	20	14	D Turnbull	6.90	9.486	14	JJ Hughes-Dowd	21.1	14	R Lawson	20	14	R Lawson	21.1	14	R Lawson	20	
15	M Dutson	36.2	19	15	S Gray (M)	19	15	S Gray (M)	7.19	9.104	15	J Lawson	20.4	15	S Gray (M)	19	15	S Gray (M)	20.4	15	S Gray (M)	19	
16	D Latham	35.2	18	16	D Latham	18	16	D Hughes-Dowd	7.49	8.739	16	M Dutson	19.8	16	D Latham	18	16	D Latham	19.8	16	D Latham	18	
17	D Hughes-Dowd	28.5	17	17	D Hughes-Dowd	17	17	D Latham	7.52	8.704	17	D Latham	19.1	17	D Hughes-Dowd	17	17	D Hughes-Dowd	19.1	17	D Hughes-Dowd	17	
18	L Blacker	27.1	16	18	M Dutson	16	18	M Dutson	8.72	7.506	18	D Hughes-Dowd	16.9	18	M Dutson	16	18	M Dutson	16.9	18	M Dutson	16	
QUALIFYING						FINAL POSITIONS						FASTEST LAPS						BEST RACE LAPS (3 MINS)					
POS	JUNIOR	LAPS	PTS	JUNIOR	PTS	POS	JUNIOR	PTS	JUNIOR	PTS	POS	JUNIOR	TIME	MPH	POS	JUNIOR	LAPS	PTS	POS	JUNIOR	PTS	JUNIOR	PTS
1	L Bowles	43.0	45	1	L Bowles	45	1	L Bowles	6.09	10.748	1	L Bowles	24.9	1	L Bowles	50	1	L Bowles	24.9	1	L Bowles	50	
2	JJ Hughes-Dowd	40.9	38	2	JJ Hughes-Dowd	38	2	JJ Hughes-Dowd	6.42	10.195	2	JJ Hughes-Dowd	22.7	2	JJ Hughes-Dowd	38	2	JJ Hughes-Dowd	22.7	2	JJ Hughes-Dowd	38	
3	J Lawson	40.2	34	3	J Lawson	34	3	J Lawson	6.71	9.755	3	J Lawson	20.4	3	J Lawson	34	3	J Lawson	20.4	3	J Lawson	34	
4	E Doyle	32.7	31	4	T Stevenson	31	4	E Doyle	7.85	8.338	4	E Doyle	18.2	4	T Stevenson	31	4	T Stevenson	18.2	4	T Stevenson	31	
5	T Stevenson	31.7	29	5	E Doyle	29	5	T Stevenson	8.04	8.141	5	T Stevenson	16.8	5	E Doyle	29	5	E Doyle	16.8	5	E Doyle	29	

Final Points

POS	ADULT	PTS
1	L Blacker	6.5
2	G Peach (M)	3.0
3	A Smith (M)	2.5
4	S Goodlip (M)	2.0
5	L Pateman	1.5
5	R Litherland	1.5
5	L Bowles	1.5
5	A Turnbull	1.5
5	R Lawson	1.5
5	D Hughes-Dowd	1.5
11	N Sismey (M)	1.0
11	D Turnbull	1.0
11	JJ Hughes-Dowd	1.0
11	S Gray (M)	1.0
15	P Rees (M)	0.5
15	J Lawson	0.5
15	D Latham	0.5
18	M Dutson	0.0

POS	ADULT	PTS
1	L Bowles	2.0
2	JJ Hughes-Dowd	1.5
3	J Lawson	1.0
4	T Stevenson	0.5
5	E Doyle	0.0



Russell Lawson and Dan Turnbull at the hairpin

CL		NAME		GREEN		BLUE		FINAL 1		FINAL 2		FINAL 3		FINAL 4		BEST		TOTAL	
				LAPS	TIME	LAPS	TIME	LAPS	TIME	LAPS	TIME	LAPS	TIME	LAPS	TIME	LAPS	TIME	LAPS	TIME
A	L	Pateman	32.3	5.26	30.8	5.42	63.1	A2	1.5	29.4	5.01					32.3	5.01	92.5	
A	S	Goodlip (M)	28.9	5.34	26.6	5.89	55.5	A1	2.0	30.4	5.45					30.4	5.34	85.9	
A	N	Sisney (M)	26.1	5.82	26.9	5.92	53.0	A3	1.0	25.3	6.00					26.9	5.82	78.3	
A	R	Litherland	25.1	5.68	26.1	5.89	51.2	B2	1.5	28.0	5.36					28.0	5.36	79.2	
A	A	Smith (M)	29.0	5.08	21.3	5.28	50.3	A4	2.5	30.4	5.25	1.4	13.10			30.4	5.08	82.1	
A	P	Rees (M)	23.7	6.90	23.8	6.60	47.5	B4	0.5	22.8	7.00					23.8	6.60	70.3	
A	G	Peach (M)	23.4	5.98	22.2	6.38	45.6	B3	3.0	27.9	5.69	23.9	6.07			27.9	5.69	97.4	
A	L	Bowles	23.8	6.09	19.2	7.24	43.0	C2	1.5	23.1	6.27					23.8	6.09	23.1	
A	D	Tumbull	21.9	6.95	20.6	7.02	42.5	C3	1.0	22.1	6.90					22.1	6.90	64.6	
A	A	Tumbull	21.6	5.91	20.6	6.72	42.2	D2	1.5	24.8	5.96					24.8	5.91	67.0	
A	JJ	Hughes-Dowd	21.1	7.23	19.8	7.27	40.9	D3	1.0	20.3	6.15					21.1	6.15	20.3	
A	J	Lawson	20.4	7.00	19.8	7.23	40.2	D4	0.5	16.1	6.57					20.4	6.57	16.1	
A	S	Gray (M)	21.9	7.22	18.0	8.20	39.9	E3	1.0	21.5	7.19					21.9	7.19	61.4	
A	R	Lawson	19.4	7.05	19.1	7.95	38.5	E2	1.5	25.0	6.44					25.0	6.44	63.5	
A	M	Dutson	19.8	9.69	16.4	8.72	36.2	G1								19.8	8.72	36.2	
A	D	Latham	19.1	7.52	16.1	8.22	35.2	E4	0.5	18.3	7.64					19.1	7.52	53.5	
A	D	Hughes-Dowd	14.7	8.13	13.8	8.27	28.5	F2	1.5	16.9	7.49					16.9	7.49	45.4	
A	L	Blacker	8.8	6.39	18.3	6.52	27.1	C4	6.5	22.5	6.15	25.8	6.32	24.90	6.25	21.8	6.20	122.1	
J	L	Bowles	23.8	6.09	19.2	7.24	43.0	A1	2.0	24.9	6.37					24.9	6.09	67.9	
J	JJ	Hughes-Dowd	21.1	7.23	19.8	7.27	40.9	A2	1.5	22.7	6.42					22.7	6.42	63.6	
J	J	Lawson	20.4	7.00	19.8	7.23	40.2	A3	1.0	18.7	6.71					20.4	6.71	58.9	
J	E	Doyle	18.2	7.85	14.5	9.90	32.7	B1								18.2	7.85	32.7	
J	T	Stevenson	16.8	8.61	14.9	10.56	31.7	A4	0.5	15.1	8.04					16.8	8.04	46.8	
TOTAL FEET														137,164.8	TOTAL LAPS				1,428.8



Roy Masters again made an appearance to help with marshalling.

Everyone's
Best Results
At This Circuit




What are my Best Scores?
Who Have I Beaten?



Adult 'F' Final, (LtoR) Dan Hughes-Dowd (17th) and winner Lewis Blacker

Cadwell Park Best Off Chart 5 - GC (Adults)


Qualifying					Fastest Laps					Race Laps				
Pos	Adult	Laps	MPH	Date	Pos	Adult	Time	MPH	Date	Pos	Adult	Laps	MPH	Date
1	L Pateman	63.1	11.473	21-Feb-23	1	A Smith	4.97	13.170	16-Jul-19	1	L Pateman	32.3	11.745	21-Feb-23
2	S Goodlip (M)	55.5	10.091	21-Feb-23	2	L Pateman	5.01	13.065	21-Feb-23	2	A Smith	30.4	11.055	21-Feb-23
3	N Sismey (M)	53.0	9.636	21-Feb-23	3	S Goodlip	5.34	12.257	21-Feb-23	2	S Goodlip	30.4	11.055	21-Feb-23
4	R Litherland	51.2	9.309	21-Feb-23	4	R Litherland	5.36	12.212	21-Feb-23	4	J Sismey	29.9	10.873	23-Sep-14
5	A Smith (M)	50.3	9.145	21-Feb-23	5	J Sismey	5.44	12.032	23-Sep-14	5	G Peach	29.4	10.691	23-Sep-14
6	P Rees (M)	47.5	8.636	21-Feb-23	6	G Peach	5.52	11.858	23-Sep-14	6	J Lymer	28.7	10.436	23-Sep-14
7	G Peach (M)	45.6	8.291	21-Feb-23	7	R Crossland	5.67	11.544	23-Sep-14	7	P Levers	28.1	10.218	23-Sep-14
8	L Bowles	43.0	7.818	21-Feb-23	7	P Levers	5.67	11.544	23-Sep-14	8	R Litherland	28.0	10.182	21-Feb-23
9	D Turnbull	42.5	7.727	21-Feb-23	9	P Rees	5.79	11.305	23-Sep-14	9	R Crossland	27.0	9.818	23-Sep-14
10	A Turnbull	42.2	7.673	21-Feb-23	10	M Allsopp	5.82	11.246	23-Sep-14	10	S Anand	26.9	9.782	23-Sep-14
11	JJ Hughes-Dowd	40.9	7.436	21-Feb-23	10	N Sismey	5.82	11.246	21-Feb-23	10	N Sismey	26.9	9.782	21-Feb-23
12	J Lawson	40.2	7.309	21-Feb-23	12	C Bowles	5.88	11.132	16-Jul-19	12	P Rees	26.5	9.636	23-Sep-14
13	S Gray (M)	39.9	7.255	21-Feb-23	13	J Lymer	5.89	11.113	23-Sep-14	13	M Allsopp	25.8	9.382	23-Sep-14
14	R Lawson	38.5	7.000	21-Feb-23	14	C Roythorne	5.90	11.094	23-Sep-14	13	J Roythorne	25.8	9.382	23-Sep-14
15	M Dutson	36.2	6.582	21-Feb-23	15	A Turnbull	5.91	11.075	21-Feb-23	13	D Garbett	25.8	9.382	16-Jul-19
16	D Latham	35.2	6.400	21-Feb-23	16	L Smith	5.99	10.927	16-Jul-19	13	L Blacker	25.8	9.382	21-Feb-23
17	D Hughes-Dowd	28.5	5.182	21-Feb-23	17	J Roythorne	6.00	10.909	23-Sep-14	17	J Holmes	25.7	9.345	23-Sep-14
18	L Blacker	27.1	2.464	21-Feb-23	17	J Holmes	6.00	10.909	23-Sep-14	18	D Passell	25.6	9.309	23-Sep-14
19	A Thompson	N/A	N/A	N/A	19	J Litherland	6.04	10.837	23-Sep-14	19	R Lawson	25.0	9.091	21-Feb-23
19	C Bowles	N/A	N/A	N/A	20	D Garbett	6.06	10.801	16-Jul-19	20	C Bowles	24.8	9.018	16-Jul-19
19	C Bradford	N/A	N/A	N/A	21	L Bowles	6.09	10.748	21-Feb-23	20	A Turnbull	24.8	9.018	21-Feb-23
19	C Roythorne	N/A	N/A	N/A	22	L Blacker	6.15	10.643	21-Feb-23	22	C Roythorne	24.5	8.909	23-Sep-14
19	D Edwards	N/A	N/A	N/A	22	JJ Hughes-Dowd	6.15	10.643	21-Feb-23	23	D Turnbull	24.1	8.764	23-Sep-14
19	D Garbett	N/A	N/A	N/A	24	J Mellor	6.23	10.506	23-Sep-14	24	J Litherland	24.0	8.727	23-Sep-14
19	D Passell	N/A	N/A	N/A	25	S Anand	6.27	10.439	23-Sep-14	25	J Mellor	23.8	8.655	23-Sep-14
19	J Holmes	N/A	N/A	N/A	25	D Turnbull	6.27	10.439	23-Sep-14	25	J Lamb	23.8	8.655	23-Sep-14
19	J Lamb	N/A	N/A	N/A	27	D Passell	6.28	10.423	23-Sep-14	25	L Bowles	23.8	8.655	21-Feb-23
19	J Litherland	N/A	N/A	N/A	28	K Alcock	6.39	10.243	23-Sep-14	28	L Smith	23.7	8.618	16-Jul-19
19	J Lymer	N/A	N/A	N/A	29	R Lawson	6.44	10.164	21-Feb-23	29	D Edwards	23.4	8.509	16-Jul-19
19	J Mellor	N/A	N/A	N/A	30	D Edwards	6.53	10.024	16-Jul-19	30	A Thompson	23.1	8.400	23-Sep-14
19	J Roythorne	N/A	N/A	N/A	31	A Thompson	6.57	9.963	23-Sep-14	31	K Alcock	22.0	8.000	23-Sep-14
19	J Sismey	N/A	N/A	N/A	31	J Lawson	6.57	9.963	21-Feb-23	32	S Gray	21.9	7.964	21-Feb-23
19	K Alcock	N/A	N/A	N/A	33	J Lamb	6.68	9.799	23-Sep-14	33	JJ Hughes-Dowd	21.1	7.673	21-Feb-23
19	L Smith	N/A	N/A	N/A	34	R Masters	6.69	9.784	16-Jul-19	34	J Lawson	20.4	7.418	21-Feb-23
19	L Williamson	N/A	N/A	N/A	35	S Gray	7.19	9.104	21-Feb-23	35	R Masters	20.3	7.382	16-Jul-19
19	M Allsopp	N/A	N/A	N/A	36	D Hughes-Dowd	7.49	8.739	21-Feb-23	36	M Dutson	19.8	7.200	21-Feb-23
19	M Martinez	N/A	N/A	N/A	37	D Latham	7.52	8.704	21-Feb-23	37	C Bradford	19.3	7.018	23-Sep-14
19	P Levers	N/A	N/A	N/A	38	L Williamson	7.97	8.213	16-Jul-19	38	D Latham	19.1	6.945	21-Feb-23
19	R Crossland	N/A	N/A	N/A	39	M Martinez	8.22	7.963	16-Jul-19	39	L Williamson	18.9	6.873	16-Jul-19
19	R Masters	N/A	N/A	N/A	40	C Bradford	8.35	7.839	23-Sep-14	40	M Martinez	18.0	6.545	16-Jul-19
19	S Anand	N/A	N/A	N/A	41	M Dutson	8.72	7.506	21-Feb-23	41	D Hughes-Dowd	16.9	6.145	21-Feb-23



'F' Final grid



**'E' Final, Denis Latham (16th), Russell (14th), Stuart (15th)
and second Final winner Lewis**



Cadwell Park Best Off Chart 6 - GC (Juniors)

Qualifying					Fastest Laps					Race Laps				
Pos	Junior	Laps	MPH	Date	Pos	Junior	Time	MPH	Date	Pos	Junior	Laps	MPH	Date
1	L Bowles	43.0	7.818	21-Feb-23	1	L Bowles	6.09	10.748	21-Feb-23	1	L Bowles	24.9	9.055	21-Feb-23
2	JJ Hughes-Dowd	40.9	3.718	21-Feb-23	2	A Hall	6.39	10.243	23-Sep-14	2	A Hall	23.8	8.655	23-Sep-14
3	J Lawson	40.2	3.655	21-Feb-23	3	JJ Hughes-Dowd	6.42	10.195	21-Feb-23	2	R Litherland	23.8	8.655	16-Jul-19
4	E Doyle	32.7	2.973	21-Feb-23	4	R Litherland	6.49	10.085	23-Sep-14	4	JJ Hughes-Dowd	22.7	8.255	21-Feb-23
5	T Stevenson	31.7	2.882	21-Feb-23	5	J Lawson	6.71	9.755	21-Feb-23	5	F Holmes	22.6	8.218	23-Sep-14
6	A Bradford	N/A	N/A	N/A	6	M Litherland	7.02	9.324	23-Sep-14	6	M Litherland	21.4	7.782	23-Sep-14
6	A Hall	N/A	N/A	N/A	7	J Martinez	7.10	9.219	16-Jul-19	7	A Turnbull	21.3	7.745	23-Sep-14
6	A Turnbull	N/A	N/A	N/A	8	L Turnbull	7.21	9.078	16-Jul-19	8	J Lawson	20.4	7.418	21-Feb-23
6	B Brooks	N/A	N/A	N/A	9	A Turnbull	7.22	9.066	23-Sep-14	9	B Brooks	20.1	7.309	23-Sep-14
6	Ca Holland	N/A	N/A	N/A	10	F Holmes	7.37	8.881	23-Sep-14	9	L Turnbull	20.1	7.309	16-Jul-19
6	D Jackson	N/A	N/A	N/A	11	G Reyes-England	7.42	8.821	16-Jul-19	11	G Reyes-England	19.8	7.200	16-Jul-19
6	E Jackson	N/A	N/A	N/A	12	B Brooks	7.85	8.338	23-Sep-14	12	J Martinez	19.1	6.945	16-Jul-19
6	E Stott-Zafiroopoulos	N/A	N/A	N/A	12	E Doyle	7.85	8.338	21-Feb-23	13	A Bradford	18.6	6.764	23-Sep-14
6	F Holmes	N/A	N/A	N/A	14	L Brooks	7.97	8.213	23-Sep-14	14	E Doyle	18.2	6.618	21-Feb-23
6	G Reyes-England	N/A	N/A	N/A	15	T Stevenson	8.04	8.141	21-Feb-23	15	L Brooks	17.4	6.327	23-Sep-14
6	J Martinez	N/A	N/A	N/A	16	L Stott-Zafiroopoulos	8.07	8.111	23-Sep-14	16	N Bradford	16.9	6.145	23-Sep-14
6	J Perry	N/A	N/A	N/A	17	A Bradford	8.15	8.031	23-Sep-14	17	T Stevenson	16.8	6.109	21-Feb-23
6	L Brooks	N/A	N/A	N/A	18	N Bradford	8.33	7.858	23-Sep-14	18	L Stott-Zafiroopoulos	16.4	5.964	23-Sep-14
6	L Stott-Zafiroopoulos	N/A	N/A	N/A	19	S Bowman	8.64	7.576	16-Jul-19	19	S Bowman	16.1	5.855	16-Jul-19
6	L Turnbull	N/A	N/A	N/A	19	S Martinez	8.64	7.576	16-Jul-19	20	D Jackson	15.3	5.564	23-Sep-14
6	M Litherland	N/A	N/A	N/A	21	E Stott-Zafiroopoulos	8.80	7.438	23-Sep-14	20	Ca Holland	15.3	5.564	23-Sep-14
6	N Bradford	N/A	N/A	N/A	22	D Jackson	8.91	7.346	23-Sep-14	22	E Stott-Zafiroopoulos	15.0	5.455	23-Sep-14
6	R Litherland	N/A	N/A	N/A	23	Ca Holland	9.82	6.665	23-Sep-14	23	E Jackson	14.0	5.091	23-Sep-14
6	S Bowman	N/A	N/A	N/A	24	J Perry	10.20	6.417	23-Sep-14	24	J Perry	13.5	4.909	23-Sep-14
6	S Martinez	N/A	N/A	N/A	25	E Jackson	10.41	6.288	23-Sep-14	25	S Martinez	10.5	3.818	16-Jul-19



Simon tweaking the track



'D' Final, Jacob (13th), Adam Turnbull (11th), JJ (12th) and third Final winner Lewis




Championship Tables



Those All Important
Points!



'C' Final, Lewis (10th), Lewis (8th), winner Geoff Peach and Dan (9th)



DHORC Championship 2023				
Pos	Competitor	Total	Best (75%)	Diff
	Name	30	23	
(Adult)		Scores	Scores	
1	A Smith (M)	165	165	
2	L Pateman	150	150	15
3	S Goodlip (M)	143	143	7
4	P Rees (M)	125	125	18
5	N Sismey (M)	124	124	1
6	A Turnbull	114	114	10
7	G Peach (M)	107	107	7
8	D Turnbull	97	97	10
9	L Blacker	90	90	7
10	S Gray (M)	86	86	4
10	R Litherland	86	86	
12	JJ Hughes-Dowd	75	75	11
13	D Hughes-Dowd	73	73	2
14	L Bowles	70	70	3
15	D Latham	59	59	11
16	C Bowles	54	54	5
17	D Garbett (M)	49	49	5
18	R Lawson	40	40	9
19	S Smith	38	38	2
19	J Lawson	38	38	
21	H Smith	36	36	2
22	M Dutson	32	32	4
23	A Stevenson	16	16	16
24	A Thompson	15	15	1
25	A Woodhouse	14	14	1
Pos	(Juniors)	Total	75%	Diff
1	L Bowles	196	196	
2	JJ Hughes-Dowd	150	150	46
3	E Doyle	97	97	53
4	T Stevenson	93	93	4
5	J Lawson	68	68	25
6	H Smith	66	66	2
7	J Thomson	29	29	37
8	J Woodhouse	28	28	1
9	E Woodhouse	27	27	1
Pos	(Masters)	Total	75%	Diff
1	A Smith (M)	182	182	
2	S Goodlip (M)	154	154	28
3	N Sismey (M)	137	137	17
4	P Rees (M)	135	135	2
5	G Peach (M)	119	119	16
6	S Gray (M)	110	110	9
7	D Garbett (M)	57	57	53

DHORC Challenge 2023				
Pos	Competitor	Wins	Results	
	Name		(30)	Turn Up
(Adult)			Points	Rate
1	S Goodlip (M)	4	11.5	100.00%
1	L Blacker	4	11.5	100.00%
3	D Hughes-Dowd	2	9.5	100.00%
4	G Peach (M)	3	9.0	100.00%
5	P Rees (M)	2	8.5	100.00%
6	A Smith (M)	3	8.0	100.00%
7	A Turnbull	1	7.0	100.00%
7	S Gray (M)	2	7.0	100.00%
9	L Bowles	1	5.5	100.00%
10	H Smith	1	4.5	50.00%
10	L Pateman	1	4.5	100.00%
12	D Turnbull	0	4.0	100.00%
12	N Sismey (M)	0	4.0	100.00%
14	JJ Hughes-Dowd	0	3.5	100.00%
14	R Litherland	0	3.5	75.00%
16	R Lawson	0	3.0	100.00%
17	C Bowles	0	2.5	50.00%
17	D Latham	0	2.5	100.00%
19	S Smith	0	2.0	50.00%
19	J Lawson	0	2.0	100.00%
21	D Garbett (M)	0	1.5	50.00%
22	A Stevenson	0	0.0	25.00%
22	A Woodhouse	0	0.0	33.33%
22	A Thompson	0	0.0	33.33%
22	M Dutson	0	0.0	100.00%
Pos	(Junior)	Wins	Points	Rate
1	L Bowles	4	8.0	100.00%
2	JJ Hughes-Dowd	1	7.5	100.00%
3	J Lawson	0	2.0	100.00%
4	H Smith	0	1.5	50.00%
4	E Doyle	0	1.5	100.00%
4	J Thomson	0	1.5	33.33%
4	T Stevenson	0	1.5	75.00%
8	J Woodhouse	0	1.0	33.33%
9	E Woodhouse	0	0.5	33.33%



'B' Final, Geoff (6th), winner Angus Smith, Reuben (5th) and Phil Rees (7th)



DHORC Championship 2023								
Pos	Competitor	MIA F1	INT GC	CP F1	CP GC	Total	Best (75%)	Diff
	Name	1	2	3	4	30	23	
	(Adult)	10-Jan	31-Jan	21-Feb	21-Feb	Scores	Scores	
1	A Smith (M)	39	45	48	33	165	165	
2	L Pateman	49	31	29	41	150	150	15
3	S Goodlip (M)	29	38	31	45	143	143	7
4	P Rees (M)	34	26	38	27	125	125	18
5	N Sismey (M)	27	29	34	34	124	124	1
6	A Turnbull	28	34	29	23	114	114	10
7	G Peach (M)	24	27	28	28	107	107	7
8	D Turnbull	22	25	25	25	97	97	10
9	L Blacker	23	21	22	24	90	90	7
10	S Gray (M)	21	22	24	19	86	86	4
10	R Litherland	31	DNS	26	29	86	86	
12	JJ Hughes-Dowd	19	16	18	22	75	75	11
13	D Hughes-Dowd	20	17	19	17	73	73	2
14	L Bowles	DNS	23	21	26	70	70	3
15	D Latham	DNS	18	23	18	59	59	11
16	C Bowles	26	28	DNS	DNS	54	54	5
17	D Garbett (M)	25	24	DNS	DNS	49	49	5
18	R Lawson	DNS	DNS	20	20	40	40	9
19	S Smith	18	20	DNS	DNS	38	38	2
19	J Lawson	DNS	DNS	17	21	38	38	
21	H Smith	17	19	DNS	DNS	36	36	2
22	M Dutson	DNS	DNS	16	16	32	32	4
23	A Stevenson	16	DNS	DNS	DNS	16	16	16
24	A Thompson	DNS	15	DNS	DNS	15	15	1
25	A Woodhouse	DNS	14	DNS	DNS	14	14	1
Pos	(Juniors)	659	660	661	662	Total	75%	Diff
1	L Bowles	49	47	50	50	196	196	
2	JJ Hughes-Dowd	39	35	38	38	150	150	46
3	E Doyle	DNS	39	29	29	97	97	53
4	T Stevenson	31	DNS	31	31	93	93	4
5	J Lawson	DNS	DNS	34	34	68	68	25
6	H Smith	34	32	DNS	DNS	66	66	2
7	J Thomson	DNS	29	DNS	DNS	29	29	37
8	J Woodhouse	DNS	28	DNS	DNS	28	28	1
9	E Woodhouse	DNS	27	DNS	DNS	27	27	1
Pos	(Masters)	659	660	661	662	Total	75%	Diff
1	A Smith (M)	48	46	50	38	182	182	
2	S Goodlip (M)	35	42	31	46	154	154	28
3	N Sismey (M)	31	34	34	38	137	137	17
4	P Rees (M)	39	29	38	29	135	135	2
5	G Peach (M)	28	31	29	31	119	119	16
6	S Gray (M)	27	27	28	28	110	110	9
7	D Garbett (M)	29	28	DNS	DNS	57	57	53



'A' Final, Nick Sismey (3rd), Lee Pateman (2nd), winner Simon and Angus (4th)



DHORC Final Challenge 2023								
Pos	Competitor	Wins	MIA F1	INT GC	CP F1	CP GC	Results	
	Name		1	2	3	4	(30)	Turn Up
	(Adult)		10-Jan	31-Jan	21-Feb	21-Feb	Points	Rate
1	S Goodlip (M)	4	3.5	1.5	4.5	2.0	11.5	100.00%
1	L Blacker	4	1.5	0.5	3.0	6.5	11.5	100.00%
3	D Hughes-Dowd	2	3.5	1.5	3.0	1.5	9.5	100.00%
4	G Peach (M)	3	2.5	2.5	1.0	3.0	9.0	100.00%
5	P Rees (M)	2	3.0	3.5	1.5	0.5	8.5	100.00%
6	A Smith (M)	3	1.5	2.0	2.0	2.5	8.0	100.00%
7	A Turnbull	1	1.0	3.0	1.5	1.5	7.0	100.00%
7	S Gray (M)	2	2.5	1.0	2.5	1.0	7.0	100.00%
9	L Bowles	1	DNS	3.5	0.5	1.5	5.5	100.00%
10	H Smith	1	1.5	3.0	DNS	DNS	4.5	50.00%
10	L Pateman	1	2.0	0.5	0.5	1.5	4.5	100.00%
12	D Turnbull		1.0	1.0	1.0	1.0	4.0	100.00%
12	N Sismey (M)		0.5	1.5	1.0	1.0	4.0	100.00%
14	JJ Hughes-Dowd		1.0	1.0	0.5	1.0	3.5	100.00%
14	R Litherland		0.5	DNS	1.5	1.5	3.5	75.00%
16	R Lawson		DNS	DNS	1.5	1.5	3.0	100.00%
17	C Bowles		1.5	1.0	DNS	DNS	2.5	50.00%
17	D Latham		DNS	0.5	1.5	0.5	2.5	100.00%
19	S Smith		0.5	1.5	DNS	DNS	2.0	50.00%
19	J Lawson		DNS	DNS	1.5	0.5	2.0	100.00%
21	D Garbett (M)		1.0	0.5	DNS	DNS	1.5	50.00%
22	A Stevenson		0.0	DNS	DNS	DNS	0.0	25.00%
22	A Woodhouse		DNS	0.0	DNS	DNS	0.0	33.33%
22	A Thompson		DNS	0.0	DNS	DNS	0.0	33.33%
22	M Dutson		DNS	DNS	0.0	0.0	0.0	100.00%
Pos	(Junior)	Wins	659	660	661	662	Points	Rate
1	L Bowles	4	2.0	2.0	2.0	2.0	8.0	100.00%
2	JJ Hughes-Dowd	1	1.5	3.0	1.5	1.5	7.5	100.00%
3	J Lawson		DNS	DNS	1.0	1.0	2.0	100.00%
4	H Smith		1.0	0.5	DNS	DNS	1.5	50.00%
4	E Doyle		DNS	1.5	0.0	0.0	1.5	100.00%
4	J Thomson		DNS	1.5	DNS	DNS	1.5	33.33%
4	T Stevenson		0.5	DNS	0.5	0.5	1.5	75.00%
8	J Woodhouse		DNS	1.0	DNS	DNS	1.0	33.33%
9	E Woodhouse		DNS	0.5	DNS	DNS	0.5	33.33%
Turn Up Rates			100.00%	90.00%	69.70%	69.70%	AVE	80.51%

CADWELL PARK F1 FINALS

Y PREEES	Y L BLACKER	Y A SMITH	Y
G G PEACH	G R LITKELAND	G R LAWSON	G
R S GOODLIP	R L PATEMAN	R O HUGHES-DAVIS	R
B S GRAY	B A TURNBULL	B D TURNBULL	B
Y	Y N S ISMEY	Y L BOWLES	Y
G	G E DOYLE	G J LAWSON	G
R	R M DUTSON	R JJ THOMAS	R
B	B OLATHAM	B T STEVENSON	B

- A
- F1 1 ANGUS J
 2 PHIL LEWIS
 3 NICK JJ
- GC 1 SIMON JACOB
 2 LEE LEWIS
 3 NICK JJ
 JACOB

Members' Statistics

ADULT STATISTICS 1992-2023 - AFTER DHORC 662

Sheet 1 of 5 (Note: Highlighted Names are Current 2023 Members, CS = Best Consecutive Results)

MEETINGS (Junior & Adult) ATTENDED			RACES (Junior & Adult) COMPLETED			DRIVER RANKING			FINALS WON			
Pos	ADULT	No	Pos	ADULT	No	Pos	ADULT	SCORE	Pos	ADULT	No	CS
1	P REES	647	1	P REES	3,756	1	* A SMITH	2.138	1	L PATEMAN	272	(5)
2	N SISMEY	609	2	N SISMEY	3,436	2	* J SISMEY	2.750	2	P REES	236	(3)
3	L PATEMAN	572	3	L PATEMAN	3,272	3	* W LANDER	2.838	3	N SISMEY	168	(2)
4	G PEACH	436	4	G PEACH	2,464	4	* L PATEMAN	2.925	3	S GOODLIP	168	(4)
5	P BARBER	363	5	P BARBER	2,102	5	* S GOODLIP	3.625	5	M CHADWICK	117	(3)
6	S GOODLIP	362	6	S GOODLIP	1,977	6	* M CHADWICK	3.813	6	J SISMEY	103	(4)
7	A McPEAKE	299	7	A BULLOCK	1,802	7	* J TAGUE	4.538	7	G PEACH	95	(2)
8	A BULLOCK	292	8	A McPEAKE	1,658	8	* A TURNBULL	5.025	8	L SMITH	87	(3)
9	M CHADWICK	287	9	R MASTERS	1,598	9	* T MEASHAM	5.113	9	D McPEAKE	77	(2)
10	R MASTERS	280	10	M CHADWICK	1,537	10	* J NEALE	5.200	10	A SMITH	74	(5)
11	N LAMBERT	269	11	C ROYTHORNE	1,513	11	* C BOWLES	5.575	11	A McPEAKE	66	(2)
12	C ROYTHORNE	249	12	N LAMBERT	1,479	12	* N SISMEY	5.588	11	A BULLOCK	66	(2)
13	D McPEAKE	245	13	D McPEAKE	1,366	13	* P REES	5.738	13	J TAGUE	64	(2)
14	R SEAMAN	235	14	R SEAMAN	1,313	14	* K LYE	6.063	14	N LAMBERT	61	(2)
15	J SISMEY (331)	211	15	J SISMEY (1,957)	1,303	15	* R LITHERLAND	6.150	14	M ALLSOPP	61	(3)
16	L SMITH (264)	209	16	L SMITH (1,637)	1,285	16	* C ROYTHORNE	6.350	16	R SEAMAN	60	(2)
17	M ALLSOPP	203	17	M ALLSOPP	1,265	17	* D GARBETT	6.450	17	W LANDER	56	(2)
18	D TURNBULL	190	18	J LAMB	1,048	18	* A McPEAKE	6.488	18	C ROYTHORNE	55	(2)
19	J LAMB	179	19	D TURNBULL	1,047	19	* R SEAMAN	6.550	19	R MASTERS	54	(2)
20	P LEVERS	166	20	S ANAND	976	20	* G PEACH	7.113	20	S ANAND	53	(3)
21	J TAGUE	165	21	P LEVERS	957	21	* R BLAKE	7.125	21	J LAMB	49	(3)
22	A SMITH	161	22	J LYMER	948	22	* T CHADWICK	7.250	22	P LEVERS	48	(2)
23	S ANAND	154	23	J TAGUE	858	22	* S ANAND	7.250	23	A HOLLIDAY	43	(3)
24	J LYMER	146	24	K ALCOCK	848	24	* A BULLOCK	7.438	24	I BRENTNALL	41	(3)
25	D EDWARDS	139	25	A SMITH	830	25	* M ALLSOPP	7.488	24	P BARBER	41	(2)
26	K ALCOCK	131	26	D EDWARDS	801	26	* L SMITH	8.113	26	J LYMER	38	(2)
27	A HOLLIDAY	121	27	G WESTON	682	27	* R CROSSLAND	8.175	27	G WESTON	33	(2)
28	L EDWARDS	116	28	A HOLLIDAY	673	28	* D McPEAKE	8.563	28	K ALCOCK	30	(3)
29	G WESTON	113	29	W LANDER	661	29	* D BRENTNALL	8.838	29	D EDWARDS	29	(2)
30	C HENRY	109	30	L EDWARDS	654	30	* K PAYNE	8.850	29	D GARBETT	29	(2)
30	D GARBETT	109	31	J HOLMES	639	31	* J ROYTHORNE	8.938	31	B JOHNSON	28	(3)
32	W LANDER	104	32	C HENRY	552	32	* J LEVERS	9.063	31	C BOWLES	28	(2)
32	C BOWLES (181)	104	33	S SMITH	533	33	* D TURNBULL	9.113	33	D TURNBULL	27	(3)
34	S SMITH	99	34	C BOWLES (931)	529	34	* A DAVIES	9.138	34	R BLAKE	26	(2)
35	J HOLMES	98	35	D GARBETT	523	35	* P LEVERS	9.188	34	A TURNBULL	26	(2)
36	B JOHNSON	96	36	I BRENTNALL	511	36	* J LYMER	9.288	34	L BLACKER	26	(3)
36	R LAWSON	96	37	R LAWSON	510	37	* L BLACKER	9.450	37	D BRENTNALL	25	(5)
38	I BRENTNALL	94	38	B JOHNSON	509	38	* S PANK	9.775	37	M ROGERS	25	(3)
39	T DINGLEY	87	39	R CROSSLAND	456	39	* D PASSELL	9.850	37	J HOLMES	25	
40	S GRAY	82	40	T DINGLEY	455	40	* J LAMB	10.063	40	J NEALE	24	(2)
41	R CROSSLAND	81	41	J ROYTHORNE	432	41	* T DINGLEY	10.125	41	J LEVERS	22	(3)
42	A STAMPER	76	42	S GRAY	386	42	* I BRENTNALL	10.325	41	R CROSSLAND	22	(2)
43	S PANK	69	43	R BLAKE	383	43	* M KNIGHTON	10.363	43	S MINNIS	21	(3)
43	J ROYTHORNE	69	44	A STAMPER	366	44	* G WESTON	10.375	43	S PANK	21	(2)
43	A TURNBULL (221)	69	45	S PANK	364	45	* D EDWARDS	10.438	43	T DINGLEY	21	
46	S MINNIS	67	46	J LITHERLAND	357	46	* M ROGERS	10.463	46	J ROYTHORNE	20	(2)
47	R BLAKE	62	47	S MINNIS	356	47	* S MINNIS	11.400	47	C HENRY	19	
48	J LITHERLAND	61	48	A TURNBULL (1,228)	323	48	* J HOLMES	12.350	48	A FEARN	18	(2)
49	J NEALE	60	49	J LEVERS	322	49	* A HOLLIDAY	12.413	49	S LANDER	14	(2)
49	L BLACKER	60	50	A FEARN (380)	319	50	* B JOHNSON	12.500	50	T CHADWICK	13	(2)

(Driver Ranking = Average Position in Qualifying, Final Position, Fastest Lap & Race Laps Over Last 20 club nights)

ADULT STATISTICS 1992-2023 - AFTER DHORC 662

Sheet 2 of 5 (Note: Highlighted Names are Current 2023 Members, CS = Best Consecutive Results)

MEETINGS (Junior & Adult) ATTENDED		RACES (Junior & Adult) COMPLETED		DRIVER RANKING		FINALS WON						
Pos	ADULT	No	Pos	ADULT	No	Pos	ADULT	No	CS			
51	M ROGERS	57	51	J NEALE	318	51	* K ALCOCK	12.613	51	J HITCHCOCK	12	(2)
52	J LEVERS	53	52	M ROGERS	308	51	* S GRAY	12.613	51	P FOXLEY	12	(2)
53	G SCHULE	52	53	M MARTINEZ	289	53	* A FEARN	12.625	53	T MEASHAM	11	
54	A FEARN	49	54	L BLACKER	273	54	M STURGESS	12.675	53	R LITHERLAND	11	(2)
54	M MARTINEZ	49	55	K LYE	263	55	* N LAMBERT	12.950	55	D WALKER	10	
56	D OLIVER	45	56	G SCHULE	258	56	* P FOXLEY	12.963	55	D PASSELL	10	(2)
57	D WALKER	42	57	C BULLOCK (639)	248	57	* R LAWSON	13.225	55	L EDWARDS	10	
57	K LYE	42	58	D BRETNALL	225	58	* G SCHULE	13.238	55	S SMITH	10	
59	D BRETNALL	41	58	T CHADWICK (999)	225	59	* J TETLEY	13.313	55	S GRAY	10	
60	M KNIGHTON	36	60	D OLIVER	216	60	* C HENRY	13.763	60	S DUNN	9	(2)
60	T CHADWICK (183)	36	61	D WALKER	212	61	* D GREEN	13.850	60	K LYE	9	
60	C BULLOCK (102)	36	62	A DAVIES	211	62	* S SMITH	14.213	62	G LAMBERT	8	(4)
60	R LITHERLAND (188)	36	63	T MEASHAM (758)	208	63	* A STAMPER	14.300	62	J LITHERLAND	8	
64	S DUNN	35	64	M KNIGHTON	206	64	* R MASTERS	14.325	62	C COOPER	8	
65	D PASSELL	34	65	J CHELL	202	65	* M HOLLAND	14.375	62	R LAWSON	8	
65	A DAVIES	34	66	D PASSELL	191	66	* N CHATTLE	14.488	66	R CHADWICK	7	(2)
65	A THOMPSON	34	67	S DUNN	183	67	* J LITHERLAND	14.550	66	A DAVIES	7	
68	T MEASHAM (126)	33	68	P FOXLEY	172	68	* B BRUCE	14.563	68	M JUBB	6	
69	G LAMBERT	32	69	G LAMBERT	168	69	* L EDWARDS	14.800	68	A STAMPER	6	
69	P FOXLEY	32	70	M STURGESS	163	70	* C BULLOCK	15.138	68	C BULLOCK	6	
71	J CHELL	30	71	A THOMPSON	158	71	* D OLIVER	15.688	68	K PAYNE	6	
72	M STURGESS	29	72	S SUMNER	157	72	* S DUNN	15.963	68	J TETLEY	6	(2)
73	R HITCHCOCK	27	73	B BRUCE	148	73	* G LAMBERT	16.175	68	T BALDOCK	6	
73	R CHADWICK	27	74	R CHADWICK	146	74	* A THOMPSON	16.250	68	H SMITH	6	
75	S SUMNER	26	75	J TETLEY	143	75	* S SUMNER	16.425	75	C SCHOFIELD	5	(2)
76	B BRUCE	25	76	K PAYNE	140	76	M MARTINEZ	16.763	75	AJ McPEAKE	5	(2)
77	C STANNARD	24	77	R HITCHCOCK	138	77	* J CHELL	17.138	75	I HOLLAND	5	
78	I HOLLAND	23	78	M HOLLAND	129	78	* C STANNARD	17.325	75	M TANSLEY	5	
78	J HITCHCOCK	23	79	J HITCHCOCK	127	79	* R HITCHCOCK	18.063	75	D OLIVER	5	
78	C SCHOFIELD	23	80	R LITHERLAND (1,042)	125	80	* C SCHOFIELD	18.113	75	D GREEN	5	
78	D GREEN	23	81	C SCHOFIELD	124	81	* D WALKER	18.163	75	J CHELL	5	
78	M HOLLAND	23	82	I HOLLAND	120	82	* P BARBER	18.938	75	R JAMES	5	
78	K PAYNE	23	82	D GREEN	120	83	* J HITCHCOCK	21.388	83	S REVITT	4	(2)
84	J TETLEY	21	84	N CHATTLE	119	84	* R CHADWICK	22.013	83	R HITCHCOCK	4	
85	N CHATTLE	20	85	S LANDER	118	85	* I HOLLAND	22.288	83	M KNIGHTON	4	
86	M JUBB	19	85	C STANNARD	118	N/A	T BALDOCK	2.583	83	M STURGESS	4	
87	C CARRINGTON	18	87	T HAGUES	111	N/A	S REVITT	3.792	83	M BLOOD	4	
87	T HAGUES	18	88	R JAMES	105	N/A	S LANDER	4.485	88	S PATCHING	3	
87	M DUTSON	18	89	C CARRINGTON	100	N/A	AJ McPEAKE	6.659	88	C NORRIS	3	
90	N MAFFIN	17	90	M JUBB	99	N/A	A HUGHES	6.792	88	J HENRY	3	
90	S LANDER	17	91	C BRADFORD	97	N/A	S WHITE	8.000	88	C CARRINGTON	3	
90	P MELLOR	17	92	P MELLOR	93	N/A	C SLATER	9.250	88	A HUGHES	3	
90	C BRADFORD	17	93	N MAFFIN	82	N/A	L BOWLES	10.300	88	M HOLLAND	3	
90	C COOPER	17	94	P COCKBILL	81	N/A	S SIDDANS	10.417	88	C STANNARD	3	
95	P COCKBILL	16	95	D LEVERTON	75	N/A	J KELLY	10.500	88	JJ HUGHES-DOWD	3	
96	R JAMES	15	96	M TANSLEY	73	N/A	J HENRY	11.000	96	H VD HEUVEL	2	(2)
97	M TANSLEY	14	97	YAN SHEN	68	N/A	F HOLMES	11.194	96	J KELLY	2	
98	J KELLY	13	98	J KELLY	67	N/A	C COOPER	11.500	96	C SLATER	2	(2)
98	D LEVERTON	13	99	S REVITT	63	N/A	M BLOOD	11.639	96	YAN SHEN	2	
100	S REVITT	12	100	M WATTS (130)	61	N/A	C ATKINSON	12.125	96	I HALL	2	

ADULT STATISTICS 1992-2023 - AFTER DHORC 662

Sheet 3 of 5 (Note: Highlighted Names are Current 2023 Members, CS = Best Consecutive Results)

MEETINGS (Junior & Adult)			RACES (Junior & Adult)			DRIVER RANKING			FINALS			
ATTENDED			COMPLETED			RANKING			WON			
Pos	ADULT	No	Pos	ADULT	No	Pos	ADULT	SCORE	Pos	ADULT	No	CS
100	P PURKIS	12	100	C COOPER	61	N/A	H SMITH	12.438	96	S SUMNER	2	
100	M WATTS (25)	12	102	J McDONALD (98)	60	N/A	J LAWSON	12.450	96	B BRUCE	2	
100	T STACEY	12	103	M BLOOD	58	N/A	J MELLOR	12.650	96	C BRADFORD	2	
100	D HUGHES-DOWD	12	103	W BLURTON	58	N/A	A DOBBINS	12.925	96	M MARTINEZ	2	
105	AJ McPEAKE (76)	11	103	F HOLMES (827)	58	N/A	P WRIGHT	13.250	96	D HUGHES-DOWD	2	
105	YAN SHEN	11	106	I HALL	57	N/A	T STACEY	13.271	106	R GILLARD	1	
107	R GILLARD	10	106	T STACEY	57	N/A	JJ HUGHES-DOWD	13.325	106	D ROYTHORNE	1	
107	A DOBBINS	10	108	T CASH	54	N/A	P ZIMMERMAN	13.500	106	P COCKBILL	1	
107	I HALL	10	108	M DUTSON	54	N/A	M TANSLEY	13.500	106	J JOHNSON	1	
107	J McDONALD (16)	10	110	N WRIGHT	52	N/A	L COPLEY	13.500	106	G SCHULE	1	
107	J LAWSON (79)	10	111	AJ McPEAKE (376)	50	N/A	N WRIGHT	13.556	106	M WATTS	1	
107	JJ HUGHES-DOWD (22)	10	111	T BALDOCK	50	N/A	C WILKINSON	14.083	106	B GEBAUERS	1	
113	N WRIGHT	9	113	R GILLARD	49	N/A	C CARRINGTON	14.111	106	G CLARK	1	
113	M BLOOD	9	113	A DOBBINS	49	N/A	K JEFFRIES	14.688	106	L COPLEY	1	
113	T BALDOCK	9	113	D KENNING	49	N/A	A WOODHOUSE	14.833	106	A DOBBINS	1	
113	T CASH	9	116	P PURKIS	47	N/A	Da BUCKLEY	14.844	106	C WILKINSON	1	
113	F HOLMES (139)	9	117	A LEE	46	N/A	S ALLDREAD	14.917	106	R HILL	1	
113	A STEVENSON	9	117	Z MIDDLETON	46	N/A	B COOK	15.000	106	N CHATTLE	1	
119	C NORRIS	8	119	Da BUCKLEY	43	N/A	J FLETCHER	15.125	106	C ATKINSON	1	
119	Da BUCKLEY	8	120	A HUGHES (414)	42	N/A	D LATHAM	15.250	106	A THOMPSON	1	
119	W BLURTON	8	120	D HUGHES-DOWD	42	N/A	A STEVENSON	15.250	106	A LEE	1	
119	D KENNING	8	122	P WRIGHT	40	N/A	M DUTSON	15.361	106	D LLOYD	1	
119	H SMITH (107)	8	123	G CLARK	39	N/A	W BLURTON	15.438	106	Z MIDDLETON	1	
124	S PATCHING	7	124	S PATCHING	38	N/A	R HEATON	15.500	106	T STACEY	1	
124	G CLARK	7	124	C NORRIS	38	N/A	R GILLARD	15.575	106	F HOLMES	1	
124	J HENRY (134)	7	126	J HENRY (695)	37	N/A	R JAMES	15.617	106	J McDONALD	1	
124	R HILL	7	127	C WILKINSON	35	N/A	G CLARK	15.750	106	J LAWSON	1	
124	L ELMORE	7	127	YUAN ZHI	35	N/A	L HENDERSON	15.750	106	L BOWLES	1	
129	D HARROP	6	127	L ELMORE	35	N/A	A LEE	15.833				
129	D HART	6	130	D BUCKLEY	33	N/A	D LEVERTON	15.846				
129	P WRIGHT	6	131	R HILL	32	N/A	R SPENCER	15.850				
129	C WILKINSON	6	132	D HART	30	N/A	YUAN ZHI	15.875				
129	A HUGHES (67)	6	132	D HARROP	30	N/A	R HILL	16.071				
129	Ch HOLLAND	6	132	Ch HOLLAND	30	N/A	S KERR	16.083				
129	D BUCKLEY	6	135	St BOWMAN	29	N/A	P COCKBILL	16.156				
129	YUAN ZHI	6	135	C BLURTON	29	N/A	D LLOYD	16.167				
129	A LEE	6	135	A STEVENSON	29	N/A	S PATCHING	16.179				
129	Z MIDDLETON	6	138	R SPENCER	28	N/A	Z MIDDLETON	16.250				
129	S KERR	6	139	C ATKINSON	27	N/A	D HUGHES-DOWD	16.313				
140	R SPENCER	5	140	K JEFFRIES	26	N/A	J McDONALD	16.375				
140	J MELLOR (87)	5	141	L COPLEY	25	N/A	D KENNING	16.469				
140	C BLURTON	5	141	D LLOYD	25	N/A	M WATTS	16.625				
140	L BOWLES (65)	5	143	S SIDDOONS	23	N/A	C NORRIS	16.714				
144	B GEBAUERS	4	144	S KERR	22	N/A	T CASH	16.889				
144	C ROBINSON	4	145	B GEBAUERS	21	N/A	G HADDON	17.000				
144	S HENDRY	4	146	C ROBINSON	20	N/A	D HARROP	17.500				
144	C ATKINSON	4	146	S HENDRY	20	N/A	St BOWMAN	17.500				
144	K JEFFRIES	4	148	J LAWSON (373)	19	N/A	YAN SHEN	17.636				
144	W PARKIN	4	149	H SMITH (571)	18	N/A	I HALL	17.650				
144	St BOWMAN	4	150	W PARKIN	17	N/A	L ZHOU	17.750				

ADULT STATISTICS 1992-2023 - AFTER DHORC 662

Sheet 4 of 5 (Note: Highlighted Names are Current 2023 Members, CS = Best Consecutive Results)

MEETINGS (Junior & Adult)			RACES (Junior & Adult)			DRIVER RANKING			FINALS			
ATTENDED			COMPLETED			RANKING			WON			
Pos	ADULT	No	Pos	ADULT	No	Pos	ADULT	SCORE	Pos	ADULT	No	CS
151	H VD HEUVEL	3	151	J JOHNSON	16	N/A	C ROBINSON	18.000				
151	J JOHNSON	3	151	J MELLOR (497)	16	N/A	N MAFFIN	18.103				
151	S ALLDREAD	3	153	S ALLDREAD	15	N/A	D HART	18.208				
151	L COPLEY	3	153	S BENNETT	15	N/A	T HAGUES	18.236				
151	S SIDDOONS	3	155	H VD HEUVEL	14	N/A	C BRADFORD	18.279				
151	D LLOYD	3	155	P ZIMMERMANN	14	N/A	D BUCKLEY	18.333				
151	S BENNETT	3	155	L HENDERSON	14	N/A	J ASHCROFT	18.375				
151	A WOODHOUSE	3	158	JJ HUGHES-DOWD (55)	13	N/A	B FAHRNER	18.750				
151	D LATHAM	3	159	D ROYTHORNE	11	N/A	Ch HOLLAND	18.792				
160	D ROYTHORNE	2	159	D LATHAM	11	N/A	C BLURTON	18.800				
160	J ASHCROFT	2	161	J ASHCROFT	10	N/A	B GEBAUERS	18.875				
160	A CARTER	2	161	A CARTER	10	N/A	S HENDRY	19.188				
160	B FAHRNER	2	161	B FAHRNER	10	N/A	D ROYTHORNE	19.375				
160	L ZHOU	2	161	B COOK	10	N/A	M JUBB	19.408				
160	B COOK	2	161	J FLETCHER	10	N/A	S BENNETT	19.417				
160	J FLETCHER	2	161	L BOWLES (305)	10	N/A	J JOHNSON	19.500				
167	S WHITE	1	167	L ZHOU	9	N/A	A HARTLEY	19.750				
167	P DUNNE	1	168	C SLATER	7	N/A	W PARKIN	19.813				
167	A HARTLEY	1	169	T MAKUNI	6	N/A	T MAKUNI	20.000				
167	C SLATER	1	169	A WOODHOUSE	6	N/A	P DUNNE	20.750				
167	P ZIMMERMANN	1	171	S WHITE	5	N/A	P MELLOR	20.882				
167	L HENDERSON	1	171	R HEATON	5	N/A	A CARTER	21.625				
167	G HADDON (26)	1	171	A HARTLEY	5	N/A	L ELMORE	21.788				
167	T MAKUNI	1	171	G HADDON (143)	5	N/A	P PURKIS	22.667				
167	R HEATON	1	175	P DUNNE	4	N/A	H VD HEUVEL	22.917				

ADULT STATISTICS 1992-2023, AFTER DHORC 662

Sheet 5 of 5 (Note: Highlighted Names are Current 2023 Members, CS = Best Consecutive Results)

POLES				IQR's				WINS				FASTEST LAPS				BEST RACE LAPS				CHAMPIONSHIPS	
Pos	ADULT	No	CS	Pos	ADULT	No	CS	Pos	ADULT	No	CS	Pos	ADULT	No	CS	Pos	ADULT	No	CS	YEAR	ADULT
1	L PATEMAN	124	(7)	1	L PATEMAN	492	(19)	1	L PATEMAN	116	(4)	1	L PATEMAN	282	(14)	1	L PATEMAN	184	(6)	1992	N SISMEY
2	M CHADWICK	101	(9)	2	N SISMEY	399	(5)	2	N SISMEY	85	(4)	2	S GOODLIP	54	(5)	2	N SISMEY	90	(5)	1993	J TAGUE
3	S GOODLIP	88	(7)	3	S GOODLIP	328	(5)	3	S GOODLIP	84	(5)	2	A SMITH	54	(6)	3	M CHADWICK	66	(3)	1994	J TAGUE
4	N SISMEY	85	(3)	4	M CHADWICK	304	(10)	4	M CHADWICK	83	(7)	4	N SISMEY	50	(4)	3	S GOODLIP	66	(3)	1995	J TAGUE (3)
5	A SMITH	51	(4)	5	J SISMEY	210	(8)	5	J SISMEY	59	(3)	5	J TAGUE	48	(5)	5	A SMITH	59	(3)	1996	M CHADWICK
6	J SISMEY	50	(4)	6	W LANDER	183	(16)	6	A SMITH	46	(3)	6	J SISMEY	38	(4)	6	J SISMEY	39	(3)	1997	M CHADWICK
7	W LANDER	42	(11)	7	A SMITH	149	(4)	7	W LANDER	41	(9)	7	W LANDER	28	(5)	7	W LANDER	37	(11)	1998	N SISMEY
8	J TAGUE	26	(4)	8	J TAGUE	126	(5)	8	J TAGUE	28	(4)	8	M CHADWICK	22	(2)	8	J TAGUE	28	(3)	1999	N SISMEY
9	P REES	19	(2)	9	P REES	104	(3)	8	P REES	28	(2)	9	A McPEAKE	13	(2)	9	P REES	23	(2)	2000	M CHADWICK
10	A McPEAKE	16		10	A McPEAKE	101	(4)	10	A McPEAKE	16	(2)	10	P REES	12	(3)	10	A McPEAKE	13		2001	M CHADWICK
11	J LYMER	14		11	J NEALE	45	(6)	11	J LYMER	13	(2)	11	J NEALE	8	(2)	11	L SMITH	10	(2)	2002	S GOODLIP
12	J NEALE	9	(3)	12	L SMITH	37	(3)	12	J NEALE	9	(2)	12	L SMITH	7		12	D GARBETT	7		2003	L PATEMAN
13	L SMITH	6		13	J LYMER	36	(3)	13	S ANAND	5		13	C ROYTHORNE	6		13	J NEALE	6		2004	L PATEMAN
14	T BALDOCK	5	(2)	14	D GARBETT	30	(3)	13	M ALLSOPP	5		14	D GARBETT	5		13	M ALLSOPP	6		2005	M CHADWICK (5)
14	D GARBETT	5		15	S ANAND	25	(2)	13	T BALDOCK	5		15	T BALDOCK	4		15	J LYMER	5		2006	W LANDER
16	S ANAND	3		16	M ALLSOPP	21	(2)	16	C ROYTHORNE	4		15	T CHADWICK	4		16	T CHADWICK	4		2007	W LANDER
16	S REVITT	3	(2)	17	T BALDOCK	19	(8)	16	L SMITH	4	(2)	15	A BULLOCK	4		16	T BALDOCK	4	(2)	2008	W LANDER (3)
16	P LEVERS	3		18	G PEACH	17	(3)	16	D GARBETT	4		16	D BRENTNALL	3		18	S ANAND	3		2009	J SISMEY
16	J LAMB	3		19	A TURNBULL	14	(2)	19	S LANDER	3		18	G PEACH	3	(2)	19	S REVITT	2	(2)	2010	L PATEMAN
20	S LANDER	2		20	C ROYTHORNE	12	(2)	19	G PEACH	3		18	J LYMER	3		19	D BRENTNALL	2		2011	L PATEMAN
20	D McPEAKE	2		20	S LANDER	12	(2)	19	A TURNBULL	3		18	J LAMB	3		19	D McPEAKE	2		2012	L PATEMAN (5)
20	A BULLOCK	2		22	D McPEAKE	11		22	S REVITT	2		18	C BOWLES	3	(2)	19	R BLAKE	2		2013	J SISMEY
20	C ROYTHORNE	2		23	S REVITT	10	(5)	22	AJ McPEAKE	2		23	S REVITT	2		19	K LYE	2		2014	J SISMEY (3)
20	G PEACH	2	(2)	23	T CHADWICK	10		22	R SEAMAN	2		23	A DAVIES	2	(2)	19	P LEVERS	2		2015	N SISMEY (4)
20	C BOWLES	2		23	A BULLOCK	10	(3)	22	D McPEAKE	2		23	A TURNBULL	2		19	J LAMB	2		2016	S GOODLIP
26	T MEASHAM	1		26	T MEASHAM	9		22	T CHADWICK	2		26	M ROGERS	1		19	C ROYTHORNE	2		2017	S GOODLIP
26	K LYE	1		26	P LEVERS	9		22	J LAMB	2		26	I BRENTNALL	1		19	G PEACH	2		2018	S GOODLIP (4)
26	A DAVIES	1		26	J LAMB	9	(3)	22	R LITHERLAND	2		26	AJ McPEAKE	1		19	A TURNBULL	2		2019	A SMITH
26	A TURNBULL	1		29	N LAMBERT	7		29	K LYE	1		26	D McPEAKE	1		19	C BOWLES	2		2020	N/A
				30	T DINGLEY	6		29	R HILL	1		26	B JOHNSON	1		30	M ROGERS	1		2021	A SMITH
				31	AJ McPEAKE	5	(2)	29	R BLAKE	1		26	S LANDER	1		30	S MINNIS	1		2022	A SMITH (3)
				31	R SEAMAN	5	(3)	29	P LEVERS	1		26	R SEAMAN	1		30	I BRENTNALL	1			
				31	J LEVERS	5		29	J ROYTHORNE	1		26	G WESTON	1		30	S PANK	1			
				34	M ROGERS	4						26	T MEASHAM	1		30	T DINGLEY	1			
				34	S MINNIS	4						26	J LEVERS	1		30	S LANDER	1			
				34	K LYE	4						26	R BLAKE	1		30	G WESTON	1			
				34	C BOWLES	4						26	S ANAND	1		30	J LEVERS	1			
				38	D BRENTNALL	3						26	P LEVERS	1		30	R HILL	1			
				38	R BLAKE	3						26	J ROYTHORNE	1		30	S SUMNER	1			
				38	R CROSSLAND	3						26	K ALCOCK	1		30	R CROSSLAND	1			
				41	I BRENTNALL	2										30	J ROYTHORNE	1			
				41	R MASTERS	2															
				41	R LITHERLAND	2															
				44	P FOXLEY	1															
				44	S PANK	1															
				44	G WESTON	1															
				44	A FEARN	1															
				44	K PAYNE	1															
				44	J ROYTHORNE	1															
				44	K ALCOCK	1															
				44	A DAVIES	1															
				44	J CHELL	1															

IQR Means Individual Qualifying Rounds I.E. Yellow, Green, Red and Blue Lane on a Normal Club Night

JUNIOR STATISTICS 1992-2023 - AFTER DHORC 662

Sheet 1 of 4 (Note: Highlighted Names are Current 2023 Members, CS = Best Consecutive Results)

MEETINGS ATTENDED		RACES COMPLETED		DRIVER RANKING		FINALS WON						
Pos	JUNIOR	No	Pos	JUNIOR	No	Pos	JUNIOR	SCORE	Pos	JUNIOR	No	CS
1	A TURNBULL	152	1	R LITHERLAND	917	1	* L SMITH	1.113	1	R LITHERLAND	61	(5)
1	R LITHERLAND	152	2	A TURNBULL	905	2	* A HUGHES	1.175	2	J HENRY	59	(3)
3	T CHADWICK	147	3	L TURNBULL	807	3	* AJ McPEAKE	1.275	3	A HALL	56	
4	L TURNBULL	133	4	T CHADWICK	774	4	* L BOWLES	1.325	3	A TURNBULL	56	(2)
5	F HOLMES	130	5	F HOLMES	769	5	J MELLOR	1.400	5	T CHADWICK	51	
6	G REYES-ENGLAND	128	6	G REYES-ENGLAND	766	6	* J HENRY	1.438	6	J SISMEY	47	
7	J HENRY	127	7	J HENRY	658	7	* A HALL	1.475	7	J MELLOR	36	
8	J SISMEY	120	8	J SISMEY	654	8	* R LITHERLAND	1.600	8	H SMITH	35	(2)
9	R REES	103	9	Z ROYTHORNE	602	9	* T MEASHAM	1.638	9	L SMITH	33	
10	Z ROYTHORNE	100	10	H SMITH	553	10	* A TURNBULL	1.663	10	P CONNALLY	32	(2)
11	H SMITH	99	11	T MEASHAM	550	11	* T CHADWICK	1.825	11	M MINNIS	31	(2)
12	P CONNALLY	95	12	L BROOKS	539	12	* J SISMEY	1.838	11	A HUGHES	31	
13	C BRENTNALL	94	13	B ROYTHORNE	504	13	* M MINNIS	2.000	13	AJ McPEAKE	30	(2)
14	T MEASHAM	93	14	P CONNALLY	500	14	J PATEMAN	2.025	13	C BRENTNALL	30	(2)
15	B ROYTHORNE	84	15	A HALL	490	15	* H SMITH	2.075	13	J PATEMAN	30	
16	L BROOKS	83	16	C BRENTNALL	486	16	* J LAWSON	2.175	13	G REYES-ENGLAND	30	
17	J MELLOR	82	17	J MELLOR	481	16	* P CONNALLY	2.175	17	L BOWLES	29	
18	A HALL	80	18	R REES	467	18	* C BRENTNALL	2.275	18	C BOWLES	28	
19	C BOWLES	78	19	J PATEMAN	428	19	* C BULLOCK	2.300	18	L TURNBULL	28	(2)
20	T PANK	74	20	C BOWLES	402	20	* C BOWLES	2.313	20	F HOLMES	26	
21	J PATEMAN	71	21	C BULLOCK	391	21	* K ASHWORTH	2.613	21	B ROYTHORNE	25	(2)
22	J LAWSON	69	22	K LEVERS	381	22	* N GULL	2.763	21	Z ROYTHORNE	25	(3)
23	M MINNIS	68	23	T PANK	378	23	* T PANK	2.800	23	R REES	24	
24	C BULLOCK	66	24	A HUGHES	372	24	* Z ROYTHORNE	3.038	24	J STEVENSON	23	
24	K LEVERS	66	24	Ca HOLLAND	372	25	* K LEVERS	3.125	24	T MEASHAM	23	(3)
26	AJ McPEAKE	65	26	J MARTINEZ	369	26	* K ALI	3.188	26	L BROOKS	21	(2)
27	A HUGHES	61	27	J LAWSON	354	27	L TURNBULL	3.238	27	T PANK	20	
27	Ca HOLLAND	61	28	L SMITH	352	28	* B ROYTHORNE	3.250	27	J LAWSON	20	(2)
29	L BOWLES	60	28	M LITHERLAND	352	29	* P WALKER	3.325	29	K LEVERS	15	
30	J MARTINEZ	59	30	M MINNIS	343	30	* J LISTER	3.700	30	D BARKER	14	
31	L SMITH	55	31	AJ McPEAKE	326	31	* T GREEN	3.725	30	M LITHERLAND	14	
32	J STEVENSON	54	32	B BROOKS	325	32	* P MARTIN	3.763	32	J MARTINEZ	13	
33	M LITHERLAND	53	33	D PAUL	308	32	* R COOK	3.763	33	C DAVENPORT	12	
34	D BARKER	51	34	L BOWLES	295	34	* C DAVENPORT	3.775	33	K ALI	12	
34	B BROOKS	51	35	L CHADWICK	277	35	* S SLATER	3.813	33	D PAUL	12	(2)
36	D PAUL	49	36	J STEVENSON	276	36	* K SCHOFIELD	3.888	36	M McNULTY	10	
37	S SCHULE	47	37	D BARKER	266	37	* K COOK	4.050	36	P MARTIN	10	
37	L CHADWICK	47	38	P MARTIN	263	38	* F HOLMES	4.250	36	S BOWMAN	10	
39	P WALKER	46	39	S BOWMAN	244	39	* G HADDON	4.500	39	G HADDON	9	
40	P MARTIN	45	40	P WALKER	236	40	* E HENRY	4.650	39	T GREEN	9	
41	J LISTER	41	41	S SCHULE	234	41	* G REYES-ENGLAND	4.738	39	N GULL	9	
41	S BOWMAN	41	41	J LISTER	234	42	A OXSPRING	4.750	39	M BRADLEY	9	
43	J HAGUES	38	43	J HAGUES	221	43	* R REES	4.800	43	K SCHOFIELD	8	
44	K ALI	30	44	R COOK	197	44	* M BRADLEY	4.900	43	L CHADWICK	8	
45	M McNULTY	29	45	M BRADLEY	194	45	* D BARKER	5.038	43	C BULLOCK	8	
45	J BULLOCK	29	46	D JACKSON	190	46	* J STEVENSON	5.125	43	B BROOKS	8	(2)
45	R COOK	29	47	I BRADLEY	189	47	* R HUGHES	5.275	43	Ca HOLLAND	8	
45	A OXSPRING	29	48	K ALI	185	48	* J ELMORE	5.600	43	H TAYLOR	8	
45	I BRADLEY	29	48	E JACKSON	185	48	* J MARTINEZ	5.600	49	R LEY	7	
45	M BRADLEY	29	50	N BRADFORD	172	50	* M SEO	5.675	49	A CHATTLE	7	

(Driver Ranking = Average Position In Qualifying, Final Position, Fastest Lap & Race Laps Over Last 20 club nights)

JUNIOR STATISTICS 1992-2023 - AFTER DHORC 662

Sheet 2 of 4 (Note: Highlighted Names are Current 2023 Members, CS = Best Consecutive Results)

MEETINGS ATTENDED		RACES COMPLETED				DRIVER RANKING		FINALS WON				
Pos	JUNIOR	No	Pos	JUNIOR	No	Pos	JUNIOR	SCORE	Pos	JUNIOR	No	CS
45	D JACKSON	29	51	A BRADFORD	169	51	* A CHATTLE	5.863	49	A BRADFORD	7	
52	C DAVENPORT	28	52	M SEO	163	52	* L CHADWICK	6.025	52	S SLATER	6	(2)
52	E HENRY	28	52	K COOK	163	53	* J WATSON	6.063	52	P WALKER	6	(2)
52	E JACKSON	28	52	A OXSPRING	163	54	* M LITHERLAND	6.250	52	G CONNALLY	6	
55	K SCHOFIELD	27	52	S ROYTHORNE	163	55	* M McNULTY	6.288	52	E HENRY	6	
56	N GULL	26	56	N GULL	156	56	* J BULLOCK	6.300	52	R COOK	6	
56	N BRADFORD	26	57	M McNULTY	154	57	* B BROOKS	6.488	52	E JACKSON	6	
58	G HADDON	25	57	J PERRY	154	58	* D PAUL	6.550	52	D JACKSON	6	(2)
58	A BRADFORD	25	59	R HUGHES	151	59	* D JACKSON	7.088	52	T JAMES	6	(2)
58	S ROYTHORNE	25	60	J BULLOCK	150	60	* H TAYLOR	7.513	52	J HAGUES	6	(2)
61	K COOK	24	61	C DAVENPORT	149	61	* S SCHULE	7.825	61	L HAWLEY	5	
61	J PERRY	24	62	K SCHOFIELD	144	62	* S BOWMAN	8.050	61	J BULLOCK	5	
63	A CHATTLE	23	63	E HENRY	143	63	* E STOTT-ZAFIROPOULOS	8.063	61	A HARTLEY	5	(2)
63	L STOTT-ZAFIROPOULOS	23	64	G HADDON	138	64	* S MAFFIN	8.275	61	B CARRINGTON	5	
63	J ELMORE	23	65	A CHATTLE	136	65	* L BROOKS	8.475	61	K ASHWORTH	5	
66	J WATSON	22	66	L STOTT-ZAFIROPOULOS	135	66	* S MARTINEZ	8.600	61	M WARREN	5	
66	R MAFFIN	22	67	H TAYLOR	134	67	* T SHARP	8.663	61	K COOK	5	
66	T GREEN	22	68	K ASHWORTH	132	68	* L STOTT-ZAFIROPOULOS	8.900	61	N BRADFORD	5	
66	R HUGHES	22	68	J ELMORE	132	69	* Ca HOLLAND	8.913	61	I PAUL	5	(2)
66	E STOTT-ZAFIROPOULOS	22	70	T JAMES	131	70	* R MAFFIN	8.988	70	A REES	4	
71	K ASHWORTH	21	71	E STOTT-ZAFIROPOULOS	130	71	* N BRADFORD	9.550	70	J WATSON	4	
71	H TAYLOR	21	72	B RILEY	124	72	* I BRADLEY	9.688	70	T SHARP	4	
71	S MARTINEZ	21	73	T GREEN	119	73	* J HAGUES	9.800	70	M WATTS	4	
74	S SLATER	20	74	S MARTINEZ	117	74	* S ROYTHORNE	10.000	70	J LISTER	4	
74	T SHARP	20	75	J WATSON	113	75	* A BRADFORD	10.775	70	B JEFFRIES	4	
74	S MAFFIN	20	76	R MAFFIN	109	76	T JAMES	10.863	70	E STOTT-ZAFIROPOULOS	4	
74	T JAMES	20	77	S SLATER	108	77	* E JACKSON	12.500	70	L STOTT-ZAFIROPOULOS	4	
78	B RILEY	19	77	B CARRINGTON	108	78	* J PERRY	13.813	70	J ELMORE	4	
78	J THOMPSON	19	79	T SHARP	103	N/A	L CAPEWELL	2.438	70	S ROYTHORNE	4	
78	E DOYLE	19	79	J GRATTON	103	N/A	JJ HUGHES-DOWD	2.563	70	J THOMPSON	4	
81	B CARRINGTON	18	81	S MAFFIN	99	N/A	S GILLARD	2.725	70	E DOYLE	4	
82	R LEY	17	82	M WARREN	98	N/A	M WARREN	2.817	82	A PANK	3	
82	G CONNALLY	17	83	F McCANDLESS	96	N/A	J THOMPSON	3.079	82	C CLARK	3	
82	J GRATTON	17	84	R LEY	92	N/A	J WOODHOUSE	3.417	82	R HUGHES	3	
85	A HARTLEY	15	85	G CONNALLY	91	N/A	A WATHEY	3.545	82	J PERRY	3	
85	J MOSEDALE	15	86	A HARTLEY	83	N/A	K JACKSON	3.563	82	J BLURTON	3	
85	M WARREN	15	87	A WATHEY	72	N/A	T REES	3.667	82	JJ HUGHES-DOWD	3	
88	C KAVANAGH	13	87	J MOSEDALE	72	N/A	S TAGUE	3.813	88	C WOODCOCK	2	
88	M WATTS	13	87	B JEFFRIES	72	N/A	A FEARN	3.850	88	Mat McNULTY	2	
90	J DOBBINS	12	90	M WATTS	69	N/A	E DOYLE	3.895	88	J MOSEDALE	2	
90	F McCANDLESS	12	91	I PAUL	68	N/A	N ZIMMERMANN	3.969	88	D SPENCER	2	
90	JJ HUGHES-DOWD	12	92	J THOMPSON	66	N/A	R LEY	4.103	88	N ZIMMERMANN	2	
93	A PANK	11	93	C KAVANAGH	65	N/A	C CLARK	4.179	88	A OXSPRING	2	
93	A WATHEY	11	93	E DOYLE	65	N/A	D SPENCER	4.375	88	L BLAKE	2	
93	N McDONALD	11	95	D JEFFRIES	62	N/A	N BLACK	4.375	88	D JEFFRIES	2	(2)
93	T STEVENSON	11	96	A FEARN	61	N/A	M BUCKLEY	4.417	88	J GRATTON	2	
97	S GILLARD	10	96	I MATTHEWS	61	N/A	M WESTON	4.438	88	F McCANDLESS	2	
97	A FEARN	10	98	J DOBBINS	60	N/A	T KERR	4.458	88	I BRADLEY	2	
97	I MATTHEWS	10	99	A PANK	58	N/A	L BLAKE	4.500	88	E PAUL	2	(2)
100	L HAWLEY	9	100	N McDONALD	57	N/A	M YEOMANS	4.563	88	B RILEY	2	

JUNIOR STATISTICS 1992-2023 - AFTER DHORC 662

Sheet 3 of 4 (Note: Highlighted Names are Current 2023 Members, CS = Best Consecutive Results)

MEETINGS ATTENDED			RACES COMPLETED			DRIVER RANKING			FINALS WON			
Pos	JUNIOR	No	Pos	JUNIOR	No	Pos	JUNIOR	SCORE	Pos	JUNIOR	No	CS
100	D NEALE	9	101	J BLURTON	56	N/A	T STEVENSON	4.932	88	J McDONALD	2	
100	C WOODCOCK	9	102	Ca BLURTON	55	N/A	I MATTHEWS	5.075	88	T KERR	2	
100	Mat McNULTY	9	103	E PAUL	54	N/A	J DOBBINS	5.083	103	S GILLARD	1	
100	B JEFFRIES	9	104	N ZIMMERMANN	51	N/A	N McDONALD	5.114	103	C KAVANAGH	1	
100	D JEFFRIES	9	105	S GILLARD	50	N/A	A HARTLEY	5.212	103	D NEALE	1	
100	I PAUL	9	105	L HAWLEY	50	N/A	B REES	5.350	103	A MILNER	1	
100	E PAUL	9	107	S LIVESEY	49	N/A	J MOSEDALE	5.462	103	T REES	1	
108	M SEO	8	108	C BARTLETT	48	N/A	M WILLIS	5.750	103	R MAFFIN	1	
108	TI REES	8	109	Mat McNULTY	47	N/A	B CARRINGTON	5.847	103	T ALLDREAD	1	
108	C BARTLETT	8	110	C WOODCOCK	46	N/A	J McDONALD	6.458	103	M HART	1	
108	Ca BLURTON	8	111	D NEALE	44	N/A	B JEFFRIES	6.472	103	S MAFFIN	1	
108	J BLURTON	8	112	JJ HUGHES-DOWD	42	N/A	L BELL	6.550	103	D GEBAUERS	1	
113	A MILNER	7	113	C CLARK	41	N/A	D GEBAUERS	6.750	103	L BELL	1	
113	A REES	7	114	TI REES	40	N/A	E WOODHOUSE	6.750	103	M SEO	1	
113	C CLARK	7	115	A REES	38	N/A	D NEALE	7.083	103	A FEARN	1	
113	N ZIMMERMANN	7	115	J McDONALD	38	N/A	L HAWLEY	7.083	103	I MATTHEWS	1	
113	M BUCKLEY	7	117	A MILNER	36	N/A	D JEFFRIES	7.111	103	M WILLIS	1	
118	M HART	6	117	T STEVENSON	36	N/A	Mat McNULTY	7.167	103	B REES	1	
118	S LIVESEY	6	119	B REES	35	N/A	C BARTLETT	7.344	103	S TAGUE	1	
118	SM BLURTON	6	120	M BUCKLEY	33	N/A	J GRATTON	7.426	103	L CAPEWELL	1	
118	J McDONALD	6	121	M HART	31	N/A	M WATTS	7.519	103	M BUCKLEY	1	
118	T KERR	6	121	A PARKIN	31	N/A	C WOODCOCK	8.056	103	S LIVESEY	1	
123	L BELL	5	121	SM BLURTON	31	N/A	R FREEMAN	8.417	103	L PARKIN	1	
123	B REES	5	124	L PARKIN	30	N/A	H MOHAMMED	8.500	103	A PARKIN	1	
123	L BLAKE	5	125	K JACKSON	29	N/A	G CONNALLY	8.588	103	R FREEMAN	1	
123	A PARKIN	5	125	M WESTON	29	N/A	B RILEY	8.697	103	S MARTINEZ	1	
123	L PARKIN	5	125	R FREEMAN	29	N/A	A STOTT	8.750	103	J WOODHOUSE	1	
128	D SPENCER	4	128	L BELL	26	N/A	A MILNER	8.786	103	E DOYLE	1	
128	M YEOMANS	4	128	M YEOMANS	26	N/A	M HART	9.417	103	T STEVENSON	1	
128	M WILLIS	4	130	S TAGUE	24	N/A	Ca BLURTON	9.594				
128	S TAGUE	4	130	T KERR	24	N/A	J BLURTON	9.781				
128	K JACKSON	4	132	D SPENCER	23	N/A	A PANK	10.114				
128	L CAPEWELL	4	133	M WILLIS	20	N/A	T ALLDREAD	10.167				
128	M WESTON	4	133	L CAPEWELL	20	N/A	E GIBBS	10.417				
135	T REES	3	135	T REES	16	N/A	F McCANDLESS	10.558				
135	D ALLDREAD	3	135	T ALLDREAD	16	N/A	C KAVANAGH	10.692				
135	T ALLDREAD	3	135	D GEBAUERS	16	N/A	TI REES	10.719				
135	D GEBAUERS	3	138	D ALLDREAD	15	N/A	D ALLDREAD	10.750				
135	E GIBBS	3	138	E GIBBS	15	N/A	A REES	10.786				
135	R FREEMAN	3	140	H MOHAMMED	14	N/A	SM BLURTON	10.833				
135	J WOODHOUSE	3	141	L BLAKE	13	N/A	A PARKIN	11.300				
142	N BLACK	2	142	J WOODHOUSE	11	N/A	E PAUL	11.806				
143	H MOHAMMED	1	143	N BLACK	10	N/A	L PARKIN	12.900				
143	E WOODHOUSE	1	144	E WOODHOUSE	5	N/A	S LIVESEY	13.083				
143	A STOTT	1	144	A STOTT	5	N/A	I PAUL	13.667				

Outright Track Record Holders After DHORC 662

Adults

Pos	Name	Qualifying	F1	GC	F1	GC	Total
			Fastest Laps	Fastest Laps	Race Laps	Race Laps	
1	L Pateman	33	45	63	28	48	217
2	S Goodlip	20	34	10	29	16	109
3	A Smith	28	12	27	13	25	105
4	N Sismey	15	8	11	15	16	65
5	J Sismey	15	7	8	14	12	56
6	M Chadwick	12			8	9	29
7	W Lander	9	5	3	6		23
8	P Rees	3	3		11	3	20
9	A McPeake	4	3	5	7		19
10	J Tague	4	3	2	3	5	17
11	J Lymer	4	2	1	2	1	10
12	T Baldock	3	1	1	1	2	8
13	D Garbett	1	1	1	3	1	7
14	L Smith	2	1	3			6
14	A Turnbull	1	2		3		6
16	C Roythorne		2	2		1	5
17	J Neale				2	1	3
17	S Anand	1			1	1	3
17	T Chadwick		1		2		3
17	J Lamb	1		1	1		3
21	M Allsopp				2		2
21	S Lander			1	1		2
21	C Bowles	1	1				2
24	G Peach		1				1
24	D McPeake		1				1
24	J Roythorne				1		1
24	S Pank				1		1
Total		147	122	130	136	135	724

Note: Some Records Can Be Held By More Than One Member - Highlighted Names 2023 Members

Outright Track Record Holders After DHORC 662

Juniors

Pos	Name	Qualifying	F1	GC	F1	GC	Total
			Fastest Laps	Fastest Laps	Race Laps	Race Laps	
1	A Turnbull	31	22	16	34	17	120
2	R Litherland	24	21	26	14	28	113
3	J Sismey	15	15	12	11	17	70
4	A Hall	12	9	6	13	11	51
5	T Chadwick	7	6	10	7	19	49
6	AJ McPeake	10	9	4	9	4	36
7	L Bowles	13	4	5	4	8	34
8	T Measham	6	4	1	13	3	27
8	J Henry	2	9	5	9	2	27
10	J Mellor	10	4	4	2	4	24
11	H Smith	7	4	5	3	2	21
12	M Minnis	6	2	4	2	5	19
13	Z Roythorne	2	2	6		8	18
14	J Pateman	4	4	5	1	3	17
15	B Roythorne	1	1	6		2	10
16	J Lawson	1	2	2	3	1	9
16	F Holmes	1	3	2	3		9
16	C Brentnall		2	3		4	9
19	A Hughes	2	1	5			8
19	L Smith		4		4		8
21	T Pank		1	3	2		6
21	C Bowles	2	1		1	2	6
23	P Connally		1	3			4
23	R Rees	1	1	1		1	4
23	K Ashworth	1	1	1		1	4
23	L Turnbull	1	1		2		4
27	K Levers		1		1	1	3
28	P Martin		1		1		2
28	N Gull		1		1		2
30	Ca Holland			1			1
30	E Henry		1				1
30	C Clark					1	1
30	K Ali				1		1
30	B Brooks				1		1
30	J Elmore		1				1
30	S Roythorne			1			1
30	A Hartley			1			1
Total		159	139	138	142	144	722

Note: Some Records Can Be Held By More Than One Member - Highlighted Names 2023 Members

DHORC Statistics 2023

Poles		Adult			Junior			Poles	
Records	Name	Total	2023	Name	Total	2023	Records		
All Time	L Pateman	124	2	L Bowles	22	4	All Time		
L Pateman 124	S Goodlip	88	1	H Smith	11		R Litherland 61		
Season	N Sismey	85		J Lawson	10		Season		
S Goodlip 17	A Smith	51	1	JJ Hughes-Dowd	1		L Smith 21		
	P Rees	19	1						
	D Garbett	5							
	G Peach	2							
	C Bowles	2							
	A Turnbull	1							
Race Wins	Adult			Junior			Race Wins		
Records	Name	Total	2023	Name	Total	2023	Records		
All Time	L Pateman	117	1	L Bowles	20	4	All Time		
L Pateman 117	N Sismey	85		H Smith	12		A Hall 49		
Season	S Goodlip	84	1	J Lawson	10		Season		
W Lander 16	A Smith	46	2	JJ Hughes-Dowd	1		L Smith 20		
	P Rees	28		J Thompson	1		A Hall 20		
	D Garbett	4		J Woodhouse	1				
	G Peach	3		E Doyle	1				
	A Turnbull	3							
	R Litherland	2							
Fast Laps	Adult			Junior			Fast Laps		
Records	Name	Total	2023	Name	Total	2023	Records		
All Time	L Pateman	282	2	L Bowles	20	4	All Time		
L Pateman 282	S Goodlip	54		H Smith	18		J Sismey 59		
Season	A Smith	54	2	J Lawson	9		Season		
L Pateman 19	N Sismey	50		JJ Hughes-Dowd	1		L Smith 21		
A Smith 19	P Rees	12							
	D Garbett	5							
	G Peach	3							
	C Bowles	3							
	A Turnbull	2							
Race Laps	Adult			Junior			Race Laps		
Records	Name	Total	2023	Name	Total	2023	Records		
All Time	L Pateman	184	2	L Bowles	21	4	All Time		
L Pateman 184	N Sismey	90		H Smith	10		R Litherland 63		
Season	S Goodlip	66		J Lawson	9		Season		
W Lander 16	A Smith	59	2	JJ Hughes-Dowd	1		A Hall 22		
	P Rees	23		J Woodhouse	1				
	D Garbett	7		E Doyle	1				
	G Peach	2							
	A Turnbull	2							
	C Bowles	2							

Current Members Best Ever Position Records after DHORC 662

Qualifying				Final Position				Fastest Laps				Race Laps			
Pos	Adult	DHORC	Gap	Pos	Adult	DHORC	Gap	Pos	Adult	DHORC	Gap	Pos	Adult	DHORC	Gap
1	L Pateman	662	0	1	S Goodlip	662	0	1	L Pateman	662	0	1	L Pateman	662	0
1	A Smith	661	1	1	A Smith	661	1	1	A Smith	660	2	1	A Smith	661	1
1	P Rees	661	1	1	L Pateman	659	3	1	D Garbett	657	5	1	D Garbett	657	5
1	S Goodlip	660	2	1	R Litherland	652	10	1	S Goodlip	653	9	1	C Bowles	653	9
1	C Bowles	647	15	1	A Turnbull	649	13	1	A Turnbull	625	37	1	S Goodlip	652	10
1	A Turnbull	635	27	1	N Sismey	645	17	1	C Bowles	612	50	1	P Rees	649	13
1	D Garbett	625	37	1	P Rees	631	31	1	G Peach	565	97	1	N Sismey	645	17
1	N Sismey	613	49	1	D Garbett	611	51	1	N Sismey	511	151	1	A Turnbull	635	27
1	G Peach	565	97	1	G Peach	537	125	1	P Rees	497	165	1	G Peach	565	97
2	R Litherland	624	38	2	C Bowles	600	62	2	R Litherland	624	38	2	R Litherland	624	38
4	D Turnbull	658	4	3	D Turnbull	527	135	4	L Blacker	658	4	4	L Blacker	642	20
4	L Blacker	650	12	4	S Smith	537	125	4	D Turnbull	564	98	4	S Smith	537	125
5	S Gray	627	35	5	S Gray	627	35	5	H Smith	658	4	5	D Turnbull	596	66
7	M Dutton	649	13	6	L Blacker	655	7	6	J Lawson	650	12	6	R Lawson	530	132
7	R Lawson	629	33	6	R Lawson	530	132	6	S Gray	635	27	7	S Gray	627	35
7	S Smith	538	124	7	J Lawson	650	12	7	S Smith	657	5	7	H Smith	657	5
8	J Lawson	650	12	8	L Bowles	662	0	8	L Bowles	662	0	8	J Lawson	650	12
8	L Bowles	648	14	8	H Smith	657	5	8	R Lawson	530	132	8	M Dutton	647	15
9	JJ Hughes-Dowd	655	7	8	M Dutton	649	13	9	JJ Hughes-Dowd	662	0	9	JJ Hughes-Dowd	655	7
10	H Smith	657	5	9	JJ Hughes-Dowd	655	7	9	M Dutton	649	1	9	L Bowles	648	14
10	A Woodhouse	647	15	11	D Latham	661	1	11	A Stevenson	655	7	11	A Stevenson	657	5
10	A Thompson	646	16	13	D Hughes-Dowd	655	7	12	A Woodhouse	647	15	11	A Thompson	655	7
11	A Stevenson	658	4	13	A Thompson	645	17	12	A Thompson	644	18	12	D Latham	661	1
12	D Latham	661	1	14	A Stevenson	657	5	13	D Hughes-Dowd	656	6	12	A Woodhouse	647	15
12	D Hughes-Dowd	655	7	14	A Woodhouse	647	15	15	D Latham	661	1	15	D Hughes-Dowd	657	5
1	L Bowles	662	0	1	L Bowles	662	0	1	L Bowles	662	0	1	L Bowles	662	0
1	H Smith	658	4	1	JJ Hughes-Dowd	658	4	1	H Smith	658	4	1	JJ Hughes-Dowd	658	4
1	J Lawson	656	6	1	H Smith	657	5	1	JJ Hughes-Dowd	656	6	1	H Smith	657	5
1	JJ Hughes-Dowd	655	7	1	J Lawson	656	6	1	J Lawson	655	7	1	J Lawson	656	6
2	E Doyle	660	2	1	E Doyle	649	13	2	J Woodhouse	647	15	2	E Doyle	649	13
2	J Thompson	636	26	1	J Woodhouse	647	15	2	E Doyle	646	16	2	J Woodhouse	647	15
3	T Stevenson	661	1	1	J Thompson	640	22	2	J Thompson	636	26	2	J Thompson	636	26
3	J Woodhouse	648	14	2	T Stevenson	653	9	4	T Stevenson	659	3	4	T Stevenson	653	9
7	E Woodhouse	660	2	7	E Woodhouse	660	2	6	E Woodhouse	660	2	6	E Woodhouse	660	2

Distance Covered In DHORC Club Championship 2023

Pos	Competitor	Class	Laps	Feet	Feet / Race	Miles	Races
1	S Goodlip	A	454.4	46,309	2,437	8.8	19
2	G Peach	A	416.2	42,704	2,248	8.1	19
3	L Pateman	A	395.1	40,396	2,525	7.7	16
4	P Rees	A	391.7	40,174	2,232	7.6	18
5	A Smith	A	391.0	40,100	2,359	7.6	17
6	A Turnbull	A	383.6	39,661	2,333	7.5	17
7	L Blacker	A	381.6	38,514	1,926	7.3	20
8	N Sismey	A	364.2	37,276	2,330	7.1	16
9	S Gray	A	336.3	34,307	1,906	6.5	18
10	D Turnbull	A	316.2	32,387	2,024	6.1	16
11	L Bowles	J	310.8	31,796	1,987	6.0	16
12	JJ Hughes-Dowd	J	300.1	30,893	1,817	5.9	17
13	D Hughes-Dowd	A	268.5	27,398	1,522	5.2	18
14	R Litherland	A	253.5	24,720	2,247	4.7	11
15	C Bowles	A	216.9	23,132	2,313	4.4	10
16	D Garbett	A	199.0	21,106	2,111	4.0	10
17	D Latham	A	189.9	19,746	1,795	3.7	11
18	S Smith	A	167.4	17,887	1,789	3.4	10
19	H Smith	J	156.3	16,692	1,669	3.2	10
20	E Doyle	J	145.9	15,513	1,724	2.9	9
21	T Stevenson	J	152.9	14,884	1,353	2.8	11
22	R Lawson	A	108.5	10,416	1,736	2.0	6
23	A Thompson	A	85.7	9,770	1,954	1.9	5
24	J Lawson	J	98.7	9,475	1,579	1.8	6
25	A Stevenson	A	94.9	9,427	1,885	1.8	5
26	L Bowles	A	83.8	8,815	2,204	1.7	4
27	J Thompson	A	74.1	8,447	1,689	1.6	5
28	A Woodhouse	A	72.7	8,288	1,658	1.6	5
29	J Woodhouse	J	71.9	8,197	1,639	1.6	5
30	JJ Hughes-Dowd	A	67.0	6,766	1,691	1.3	4
31	M Dutson	A	66.7	6,403	1,601	1.2	4
32	H Smith	A	58.2	6,374	2,125	1.2	3
33	E Woodhouse	J	54.2	6,179	1,236	1.2	5
34	J Lawson	A	28.2	2,707	1,354	0.5	2
Pos	Competitor	Class	7,156.1	736,857.8	1,911.7	139.6	368

Next Circuit

Monaco



Where Do We Race Next?

What Are The Records?

Who Has Been On The Podium?

Circuit History

Circuit de Monaco is a 3.337 km (2.074 mi) street circuit laid out on the city streets of Monte Carlo and La Condamine around the harbour of the Principality of Monaco. It is commonly, and even officially, referred to as "Monte Carlo" because it is largely inside the Monte Carlo neighbourhood of Monaco.

The circuit is annually used on three weekends in April–May for Formula One Monaco Grand Prix, Formula E Monaco ePrix and Historic Grand Prix of Monaco. Formula One's respective feeder series over the years – Formula 3000, GP2 Series and today the Formula 2 championship and Porsche Supercup – also visit the circuit concurrently with Formula One. The Monaco Grand Prix is one of the three events victories in which count towards the Triple Crown of Motorsport.

Rounds 5&6		Monaco (Monte Carlo)		Rounds 21&22	
Previous Results					
Adults		1st	2nd	3rd	
DHARC 11	30-Mar 1993	111'2"	S Revitt	J Neale	P Foxley
DHARC 12	20-Apr 1993	111'2"	N Sismey	J Neale	S Revitt
DHARC 13	11-May 1993	111'2"	N Sismey	J Neale	A Smith
DHARC 14	01-Jun 1993	111'2"	N Sismey	J Neale	J Tague
DHARC 75	28-Jan 1997	111'2"	S Goodlip	N Sismey	M Chadwick
DHARC 95	27-Jan 1998	111'2"	N Sismey	J Tague	M Chadwick
DHARC 115	26-Jan 1999	111'2"	N Sismey	M Chadwick	S Goodlip
DHARC 135	25-Jan 2000	111'2"	M Chadwick	A McPeake	T Dingley
DHARC 242	11-Jan 2005	111'2"	M Chadwick	L Pateman	N Sismey
DHARC 303	09-Oct 2007	104'10"	W Lander	N Sismey	P Rees
DHARC 338	12-May 2009	104'10"	N Sismey	J Sismey	A McPeake
DHARC 390	10-May 2011	93'4"	M Allsopp	S Anand	P Rees
DHARC 442	07-May 2013	93'4"	N Sismey	J Sismey	L Pateman
DHARC 530	18-Oct 2016	106'3"	P Rees	S Goodlip	A Davies
DHARC 597	30-Apr 2019	106'3"	A Smith	N Sismey	D Garbett
DHARC 663	14-Mar 2023	106'3"			
DHARC 664	14-Mar 2023	106'3"			
Juniors		1st	2nd	3rd	
DHARC 11	30-Mar 1993	111'2"	M Minnis	AJ McPeake	S Slater
DHARC 12	20-Apr 1993	111'2"	M Minnis	AJ McPeake	K Schofield
DHARC 13	11-May 1993	111'2"	M Minnis	AJ McPeake	K Schofield
DHARC 14	01-Jun 1993	111'2"	M Minnis	AJ McPeake	S Slater
DHARC 75	28-Jan 1997	111'2"	C Bowles	T Pank	C Brentnall
DHARC 95	27-Jan 1998	111'2"	T Pank	T Sharp	C Bowles
DHARC 115	26-Jan 1999	111'2"	C Bowles	C Brentnall	T Pank
DHARC 135	25-Jan 2000	111'2"	E Henry	M McNulty	J Henry
DHARC 242	11-Jan 2005	111'2"	T Chadwick	J Sismey	K All
DHARC 303	09-Oct 2007	104'10"	A Hughes	C Bullock	L Smith
DHARC 338	12-May 2009	104'10"	L Smith	K Levers	L Capewell
DHARC 390	10-May 2011	93'4"	J Mellor	K Levers	
DHARC 442	07-May 2013	93'4"	J Pateman	J Lister	A Hall
DHARC 530	18-Oct 2016	106'3"	F Holmes	R Litherland	G Rayes-England
DHARC 597	30-Apr 2019	106'3"	A Turnbull	L Turnbull	J Martinez
DHARC 663	14-Mar 2023	106'3"			
DHARC 664	14-Mar 2023	106'3"			
Circuit Records		Lap Length 106' 3"			
Qualifying	A Smith	30Apr10	78.0 Laps		
Fastest Laps					
F1	A Smith	30Apr10	8.63 secs		
GC	A Smith	30Apr10	6.65 secs		
Race Laps					
F1	A Smith	30Apr10	18.8 Laps		
GC	A Smith	30Apr10	22.8 Laps		
Final Points					
5.0 Points	J Levers	10May11			

SINCE 1929
MONACO
GRANDPRIX

DHARC 663 & 664

Monaco Best Off Chart 1 (Adults)

Qualifying					Open Wheel Race Laps					Enclosed Wheel Race Laps							
Pos	Adult	Laps	W/D	MPH	Date	Pos	Adult	Laps	W/D	MPH	Date	Pos	Adult	Laps	W/D	MPH	Date
1	A Smith	78.0	D	7.848	30-Apr-19	1	A Smith	18.8	D	7.566	30-Apr-19	1	A Smith	22.8	D	9.176	30-Apr-19
2	N Sismey	72.4	D	7.285	30-Apr-19	2	P Rees	17.2	D	6.922	30-Apr-19	2	L Pateman	22.6	D	9.096	30-Apr-19
3	D Garbett	71.6	D	7.204	30-Apr-19	3	N Sismey	16.7	D	6.721	30-Apr-19	3	P Rees	20.9	D	8.411	30-Apr-19
4	P Rees	71.1	D	7.154	30-Apr-19	4	D Garbett	16.6	D	6.681	30-Apr-19	4	N Sismey	20.8	D	8.371	30-Apr-19
5	A Turnbull	70.2	D	7.063	30-Apr-19	4	A Turnbull	16.6	D	6.681	30-Apr-19	5	A Turnbull	20.7	D	8.331	30-Apr-19
6	J Lymer	68.5	D	6.892	30-Apr-19	4	C Bowles	16.6	D	6.681	30-Apr-19	6	D Garbett	20.6	D	8.291	30-Apr-19
7	C Bowles	67.3	D	6.771	30-Apr-19	7	A Davies	16.3	W	6.560	18-Oct-16	7	C Bowles	19.5	D	7.848	30-Apr-19
8	G Peach	65.6	D	6.600	30-Apr-19	7	J Lymer	16.3	D	6.560	30-Apr-19	8	J Lymer	19.3	D	7.768	30-Apr-19
9	L Pateman	64.3	D	6.470	30-Apr-19	9	S Goodlip	15.8	D	6.359	18-Oct-16	8	G Peach	19.3	D	7.768	30-Apr-19
10	A Davies	60.1	W	6.047	18-Oct-16	9	G Peach	15.8	D	6.359	30-Apr-19	10	D Turnbull	17.4	D	7.003	30-Apr-19
11	J Sismey	59.5	W	5.987	18-Oct-16	11	J Sismey	15.4	W	6.198	18-Oct-16	11	D Edwards	17.1	D	6.882	30-Apr-19
12	D Turnbull	59.4	D	5.977	30-Apr-19	12	K Alcock	14.7	D	5.916	30-Apr-19	11	K Alcock	17.1	D	6.882	30-Apr-19
13	S Goodlip	59.1	W	5.946	18-Oct-16	13	R Lawson	13.5	W	5.433	18-Oct-16	13	J Lamb	16.3	D	6.560	30-Apr-19
14	J Lamb	53.2	D	5.353	30-Apr-19	14	D Turnbull	13.3	D	5.353	30-Apr-19	14	S Goodlip	15.6	W	6.278	18-Oct-16
15	K Alcock	52.6	D	5.292	30-Apr-19	15	R Masters	13.2	W	5.313	18-Oct-16	15	A Davies	14.7	W	5.916	18-Oct-16
16	D Edwards	52.5	D	5.282	30-Apr-19	15	L Pateman	13.2	D	5.313	30-Apr-19	15	J Sismey	14.7	W	5.916	18-Oct-16
16	L Williamson	52.5	D	5.282	30-Apr-19	17	J Lamb	12.9	W	5.192	18-Oct-16	17	L Williamson	14.5	D	5.836	30-Apr-19
18	M Martinez	48.9	D	4.920	30-Apr-19	18	D Edwards	12.7	W	5.111	18-Oct-16	18	M Martinez	13.8	D	5.554	30-Apr-19
19	R Masters	48.8	W	4.910	18-Oct-16	19	L Williamson	12.4	D	4.991	30-Apr-19	19	R Lawson	13.4	W	5.393	18-Oct-16
20	R Lawson	46.9	W	4.719	18-Oct-16	20	L Blacker	12.2	D	4.910	30-Apr-19	20	L Blacker	12.8	D	5.152	30-Apr-19
21	L Blacker	45.2	D	4.548	30-Apr-19	21	M Martinez	11.5	D	4.628	30-Apr-19	21	R Masters	12.2	W	4.910	18-Oct-16
22	S Smith	38.0	W	3.823	18-Oct-16	22	S Smith	10.1	W	4.065	18-Oct-16	22	S Smith	10.1	W	4.065	18-Oct-16



Monaco Best Off Chart 2 (Adults)

Open Wheel Fastest Laps					Enclosed Wheel Fastest Laps					Final Points					
Pos	Adult	Sec	W/D	MPH	Date	Pos	Adult	Sec	W/D	MPH	Date	Pos	Adult	PTS	Date
1	A Smith	8.63	D	8.394	30-Apr-19	1	A Smith	6.65	D	10.894	30-Apr-19	1	P Rees	4.0	18-Oct-16
2	A Davies	9.05	W	8.005	18-Oct-16	2	L Pateman	6.71	D	10.796	30-Apr-19	2	R Lawson	3.0	18-Oct-16
3	J Sismey	9.20	W	7.874	18-Oct-16	3	A Turnbull	7.48	D	9.685	30-Apr-19	2	L Pateman	3.0	30-Apr-19
4	N Sismey	9.25	D	7.832	30-Apr-19	4	D Garbett	7.71	D	9.396	30-Apr-19	4	A Smith	2.0	30-Apr-19
5	D Garbett	9.29	D	7.798	30-Apr-19	5	C Bowles	7.72	D	9.384	30-Apr-19	5	S Goodlip	1.5	18-Oct-16
6	P Rees	9.40	D	7.707	30-Apr-19	6	N Sismey	7.86	D	9.217	30-Apr-19	5	N Sismey	1.5	18-Oct-16
7	L Pateman	9.56	D	7.578	30-Apr-19	7	G Peach	7.94	D	9.124	30-Apr-19	5	J Lamb	1.5	18-Oct-16
8	C Bowles	9.88	D	7.332	30-Apr-19	8	P Rees	7.98	D	9.078	30-Apr-19	5	A Turnbull	1.5	30-Apr-19
9	A Turnbull	9.93	D	7.295	30-Apr-19	9	J Lymer	8.19	D	8.845	30-Apr-19	5	D Turnbull	1.5	30-Apr-19
10	G Peach	10.10	D	7.173	30-Apr-19	10	D Edwards	8.69	D	8.336	30-Apr-19	5	K Alcock	1.5	30-Apr-19
11	J Lymer	10.32	D	7.020	30-Apr-19	11	D Turnbull	8.79	D	8.242	30-Apr-19	11	A Davies	1.0	18-Oct-16
12	K Alcock	10.36	D	6.993	30-Apr-19	12	K Alcock	8.88	D	8.158	30-Apr-19	11	D Edwards	1.0	18-Oct-16
13	S Goodlip	10.46	W	6.926	18-Oct-16	13	A Davies	10.07	W	7.194	18-Oct-16	11	D Garbett	1.0	30-Apr-19
14	D Edwards	10.64	D	6.809	30-Apr-19	14	L Williamson	10.18	D	7.116	30-Apr-19	14	J Sismey	0.5	18-Oct-16
15	R Masters	11.05	W	6.556	18-Oct-16	15	M Martinez	10.19	D	7.109	30-Apr-19	14	R Masters	0.5	18-Oct-16
16	J Lamb	11.14	W	6.503	18-Oct-16	16	J Sismey	10.70	W	6.770	18-Oct-16	14	L Williamson	0.5	18-Oct-16
17	R Lawson	11.34	W	6.388	18-Oct-16	17	S Goodlip	10.75	W	6.739	18-Oct-16	14	J Lymer	0.5	30-Apr-19
18	M Martinez	11.50	D	6.299	30-Apr-19	18	J Lamb	11.35	W	6.383	18-Oct-16	14	L Blacker	0.5	30-Apr-19
19	D Turnbull	11.71	D	6.186	30-Apr-19	19	R Lawson	11.77	W	6.155	18-Oct-16	19	C Bowles	0.0	30-Apr-19
20	L Williamson	11.76	D	6.160	30-Apr-19	20	L Blacker	11.91	D	6.083	30-Apr-19	19	G Peach	0.0	30-Apr-19
20	L Blacker	11.76	D	6.160	30-Apr-19	21	R Masters	12.61	W	5.745	18-Oct-16	19	M Martinez	0.0	30-Apr-19
22	S Smith	14.01	D	5.171	18-Oct-16	22	S Smith	14.04	D	5.160	18-Oct-16	19	S Smith	0.0	18-Oct-16

Monaco Best Off Chart 1 (Juniors)

Qualifying					Open Wheel Race Laps					Enclosed Wheel Race Laps				
Pos	Adult	Laps	MPH	Date	Pos	Adult	Laps	MPH	Date	Pos	Adult	Laps	MPH	Date
1	A Turnbull	70.2	7.063	30-Apr-19	1	A Turnbull	17.2	6.922	30-Apr-19	1	R Litherland	19.4	7.808	18-Oct-16
2	R Litherland	61.8	6.218	18-Oct-16	2	F Holmes	15.7	6.319	18-Oct-16	1	A Turnbull	19.4	7.808	30-Apr-19
3	F Holmes	60.5	6.087	18-Oct-16	3	L Turnbull	14.4	5.795	30-Apr-19	3	F Holmes	17.6	7.083	18-Oct-16
4	L Turnbull	53.9	5.423	30-Apr-19	4	R Litherland	14.3	5.755	18-Oct-16	4	J Martinez	16.9	6.802	30-Apr-19
5	L Bowles	49.8	5.011	30-Apr-19	5	G Reyes-England	13.0	5.232	18-Oct-16	5	L Turnbull	16.2	6.520	30-Apr-19
6	G Reyes-England	48.4	4.870	30-Apr-19	6	L Bowles	12.1	4.870	30-Apr-19	6	G Reyes-England	15.5	6.238	30-Apr-19
7	J Elmore	46.3	4.658	18-Oct-16	7	J Martinez	11.8	4.749	30-Apr-19	7	J Elmore	15.1	6.077	18-Oct-16
8	D Paul	44.7	4.498	18-Oct-16	8	D Paul	11.5	4.628	18-Oct-16	7	L Bowles	15.1	6.077	30-Apr-19
9	J Martinez	43.3	4.357	30-Apr-19	9	J Elmore	11.2	4.508	18-Oct-16	9	D Paul	13.3	5.353	18-Oct-16
10	S Bowman	41.9	4.216	30-Apr-19	10	H Smith	10.8	4.347	18-Oct-16	10	S Bowman	11.5	4.628	30-Apr-19
11	H Smith	38.7	3.894	18-Oct-16	11	S Bowman	10.2	4.105	30-Apr-19	11	H Smith	10.3	4.145	18-Oct-16
12	S Martinez	22.6	2.274	30-Apr-19	12	S Martinez	5.4	2.173	30-Apr-19	12	S Martinez	6.8	2.737	30-Apr-19



Monaco Best Off Chart 2 (Juniors)

Open Wheel Fastest Laps					Enclosed Wheel Fastest Laps					Final Points			
Pos	Adult	Sec	MPH	Date	Pos	Adult	Sec	MPH	Date	Pos	Adult	PTS	Date
1	R Litherland	9.64	7.515	18-Oct-16	1	A Turnbull	7.76	9.335	30-Apr-19	1	G Reyes-England	3.0	18-Oct-16
2	F Holmes	9.66	7.499	18-Oct-16	2	R Litherland	8.80	8.232	18-Oct-16	1	A Turnbull	3.0	30-Apr-19
3	A Turnbull	9.94	7.288	30-Apr-19	3	F Holmes	9.08	7.978	18-Oct-16	1	J Martinez	3.0	30-Apr-19
4	L Turnbull	10.87	6.665	30-Apr-19	4	J Martinez	9.46	7.658	30-Apr-19	4	F Holmes	2.0	18-Oct-16
5	L Bowles	11.07	6.544	30-Apr-19	5	L Bowles	9.62	7.530	30-Apr-19	5	R Litherland	1.5	18-Oct-16
6	J Martinez	11.15	6.497	30-Apr-19	6	J Elmore	9.74	7.438	18-Oct-16	5	D Paul	1.5	18-Oct-16
7	D Paul	12.18	5.948	18-Oct-16	6	G Reyes-England	9.74	7.438	30-Apr-19	5	L Turnbull	1.5	30-Apr-19
8	H Smith	12.40	5.842	18-Oct-16	8	L Turnbull	9.88	7.332	30-Apr-19	8	H Smith	1.0	18-Oct-16
9	G Reyes-England	12.60	5.749	18-Oct-16	9	D Paul	11.33	6.394	18-Oct-16	8	S Bowman	1.0	30-Apr-19
10	J Elmore	13.48	5.374	18-Oct-16	10	S Bowman	12.04	6.017	30-Apr-19	10	L Bowles	0.5	30-Apr-19
11	S Bowman	13.53	5.354	30-Apr-19	11	H Smith	12.07	6.002	18-Oct-16	10	S Martinez	0.5	30-Apr-19
12	S Martinez	26.11	2.775	30-Apr-19	12	S Martinez	19.32	3.750	30-Apr-19	10	J Elmore	0.5	18-Oct-16



LEXAN BODY CATALOGUE

Legends

SWB = 38mm (1.5")
between axle centres

LWB = 41mm (1.6")
between axle centres



AC Cobra
Convertible
LWB



Acura NSX
GT3 2017
LWB
30mm Clip



Alfa Romeo 155
Touring Car
LWB
29mm Clip



Alfa Romeo
BTCC
LWB
30mm Clip



Alfa Romeo
TZ3 Corsa
SWB
29mm Clip



Aston Martin
Vantage GT3
LWB



Audi
R8LMS GT3
LWB



Audi S3
BTCC
LWB
27mm Clip



Austin
Mini Cooper
SWB
28mm Clip



Bentley
Continental GT3
LWB
30mm Clip











BMW
320i Turbo Grp5
SWB
27mm Clip




BMW 1 Series
BTCC
LWB
29mm Clip








































BMW
M1
SWB
30mm Clip
















			
BMW M3 GT2 LWB 27mm Clip	BMW Z4 GT3 LWB	BMW Z8 Convertible LWB 30mm Clip	Bugatti EB110 SWB 32mm Clip
			
Bugatti Veyron LWB 31mm Clip			
			
Chevrolet Nastruck LWB 30mm Clip	Chevron B19 SWB or LWB 29mm Clip	Corvette C5r GT SWB 30mm Clip	Corvette C7r GT 2017 LWB 31mm Clip
			
Corvette C8r GT3 LWB	Corvette Daytona Prototype SWB 30mm Clip	Corvette 1969 Stingray SWB 30mm Clip	
			
Datsun 240Z SWB 27mm Clip	Datsun Fairlady 2000 LWB 26mm Clip	Dodge Challenger LWB 31mm Clip	

			
Ferrari 250 gt Berlinetta Lusso SWB 30mm Clip	Ferrari 250 GTO LWB 29mm Clip	Ferrari 308 GTb LWB 28mm Clip	Ferrari 365 GTb Daytona SWB 28mm Clip
			
Ferrari 488 Gte LWB 29mm Clip	Ferrari 512 LM SWB or LWB 29mm Clip	Ferrari 575 GTc LWB 30mm Clip	Ferrari 612 Can-Am SWB 32mm Clip
			
Ferrari F40 SWB 32mm Clip	Ferrari Testarossa SWB 32mm Clip	Ford Capri SWB 30mm Clip	Ford Escort SWB 29mm Clip
			
Ford Custom Van LWB 30mm Clip	Ford Focus RS BTCC LWB 29mm Clip	Ford 2006 GT LWB 29mm Clip	Ford 2016 GT LWB Body Pins Only
			
Ford GT40 SWB 29mm Clip	Ford 2005 Mustang LWB 27mm Clip		

			
Honda Civic BTCC LWB 28mm Clip	Honda Integra LWB 28mm Clip	Honda S2000 SWB 26mm Clip	
			
Jaguar D Type LWB 30mm Clip	Jaguar XJ 220 LWB 32mm Clip	Jaguar XJR 5 (Grp 44) SWB 32mm Clip	Jaguar XJR 9 (Grp C) SWB or LWB 33mm Clip
			
Jaguar XKR GT3 LWB 30mm Clip			Koenigsegg CCX LWB 30mm Clip
			
Lamborghini Contach SWB 29mm Clip	Lamborghini Huracan GT3 LWB 32mm Clip	Lamborghini Miura Concept LWB 30mm Clip	Lamborghini Miura Jota SWB 28mm Clip
			
Lancia LC2 SWB 31mm Clip	Lotus Elise LWB 27mm Clip	Lotus Espirit LWB	Lotus Europa LWB 31mm Clip

			
Matchbox Hi-Tailer LWB 33mm Clip	Mazda 787b (Grp C) LWB 30mm Clip	Mazda RX7 SWB 27mm Clip	McLaren F1 GTr LWB
			
McLaren MP4 12C GT3 LWB 28mm Clip	Mercedes Gullwing 300SL SWB	Mercedes 300SLR LWB	Mercedes CLK GTB LWB 30mm Clip
			
Mercedes DTM Car LWB 30mm Clip	MG 6GT BTCC LWB 28mm Clip	Mini Mini Cooper LWB 27mm Clip	Morris Minor LWB 27mm Clip
			
Mustang 1967 GT 500 SWB 30mm Clip	Mustang Mach 1 SWB 30mm Clip		
			
Nascar SWB 32mm Clip	Nissan 300ZX SWB 31mm Clip	Nissan March 86G Gtp SWB or LWB 30mm Clip	Nissan R390 GT LWB 32mm Clip

			
Nissan 1989 R89C LWB 32mm Clip	Nissan 1977 Skyline GT-R LWB 27mm Clip	Nissan R32 Skyline SWB 30mm Clip	Nissan Grp C SWB 32mm Clip
			
Pagani Huayra LWB 29mm Clip	Pagini Zonda C12 LWB 30mm Clip	Panoz 1999 LMP-1 LWB 32mm Clip	Peugeot 905 Grp C SWB or LWB 31mm Clip
			
Pontiac 1977 Firebird LWB 30mm Clip	Porsche 908 SWB 29mm Clip	Porsche 910 LWB 32mm Clip	Porsche 911 GT3 SWB 27mm Clip
			
Porsche 911 Turbo RSR GT3 LWB 28mm Clip	Porsche 917 SWB or LWB 31mm Clip	Porsche 934 Turbo RSR SWB 26mm Clip	Porsche 935 Turbo SWB 28mm Clip
			
Porsche 956 Grp C SWB 31mm Clip	Porsche 959 SWB 29mm Clip	Porsche 962 Grp C LWB 32mm Clip	

			
Renault Clio Cup Car LWB 30mm Clip	Renault Clio V6 LWB 29mm Clip	Renault Megane Trophy LWB 30mm Clip	Renault RS01 GT LWB 28mm Clip
			
Saleen S7 LWB	Sauber Mercedes C11 Grp C SWB or LWB 32mm Clip	Shadow MK 11a LWB 31mm Clip	Shelby Cobra Daytona Coupe SWB 31mm Clip
			
Subaru Levorg BTCC LWB 28mm Clip			
			
Toyota 88C-V Grp C SWB or LWB 32mm Clip	Toyota GT-One LWB	Triumph TR7 LWB 28mm Clip	TVR Sagaris LWB
			
Wiesmann GT MF5 SWB or LWB			Zakspeed Grp 5 Capri SWB or LWB 30mm Clip

Where is DHORC?

Derby HO Racing Club 

www.dhorc.co.uk

dhorc



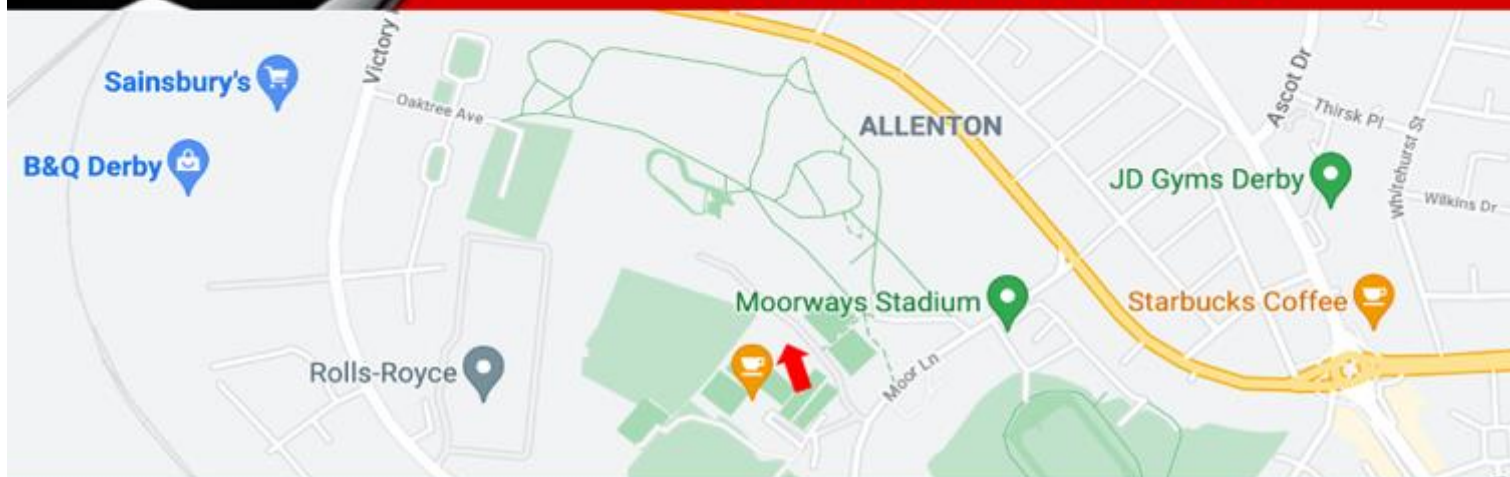
Home of HO Le Mans

TOMY AFX
TYCO

Derby H:O Racing Club
A Record Breaking Club



www.dhorc.co.uk



DHORC's Club Room

DERBY LEISURE
& EVENTS VENUE



Derby Leisure Ltd Table Tennis Room

Derby Leisure Ltd,
Moor Lane, Allenton
Derby, DE24 9HY

Derby HO Racing Club 

www.dhorc.co.uk

dhorc

Home of HO Le Mans

Carrera
DIGITAL

Nick Sismey

sismey80@hotmail.co.uk

07984 339192