

Visit [dhorc.co.uk](http://dhorc.co.uk) or Find us on **facebook**

Derby HO Racing Club 

[www.dhorc.co.uk](http://www.dhorc.co.uk)

# dhorc

Home of HO Le Mans

TOMY AFX  
TYCO

Club Night

663

Round 05

Monaco – F1

14Mar23



## ADULTS

- 01 S GOODLIP
- 02 N SISMEY
- 03 A SMITH

## JUNIORS

- 01 JJ HUGHES-DOWD
- 02 J LAWSON
- 03 L BOWLES

**This Week:** CPR & defibrillator training – DHORCingham – Donington Park



## History and Key Facts

### HO Club founded on 7 July 1992

- DHORC: Derby HO Racing Club ("HO" Is The Scale = 1/64th)
- Section of Derby Leisure & Events Venue, open to all!
- Home of world famous international Le Mans 24 Hour race.
- Smaller scale version of Scalextric, once set up works all night!
- Four and eight lane circuits
- Computerised timing
- Statistics for every meeting and every member since July 1992
- Over 20 race meetings each year
- 50+ circuit designs, up to 567 feet in length
- Eight-lane routed DHORCingham oval
- Two car categories – Tyco open wheel (F1)
  - Tomy SGP, BSRT, VSR enclosed wheel (GC)



### Carrera Digital Club 1<sup>st</sup> race 18 January 2022

- 1/32<sup>nd</sup> Carrera Digital DTM & GT Cars
- 12+ Evenings a year, minimum 3x15-minute races per driver per evening.
- 7 circuits, 2 Evenings per circuit
- Full computerised timing and stats through SmartRace App



## The Club Nights and Magazine Coverage

### HO

- Racing starts between 18:45 and 19:00 hours – Finished by 21:30 hours
- Minimum of four 3-minute qualifying races & one Final (F1 or GC) for each member
- Championship points for all members
- Race report, news, photos and stats included in HO Magazine

### Carrera Digital

- Racing starts between 18:00 and 18:15 hours – Finished by 21:30 hours
- Race report, news, photos and stats included in Carrera Magazine
- Championship points for all members

- Rules & regulations booklet covering all the DHORC rules produced each year
- Great family atmosphere, a help-all culture

### Membership Fees, Car Costs and Prizes

- Adult £30 and junior (under 16) £15 for HO & Carrera, £40/£20 combined
- Only £50 Total expenditure for two cars HO Cars, £65 for one Carrera car
- All cars and spares can be bought at club
- Adult, Masters (over 56), Junior (16 & under) Championships

**Championship Trophies presented at 1<sup>st</sup> Evening of following year**





# Editorial 663



**Five straight wins in all categories!** Congratulations to **Simon Goodlip**, who, with his Adult win on Tuesday night now has five straight wins in HO and Carrera Digital. He won the GC HO Club Night at Cadwell Park on 21Feb23, all three Carrera Digital Club Nights at Paul Ricard on 07Mar23 and then the F1 HO Club Night at Monaco. Who can stop him at the next event, the second Paul Ricard Evening on 28Mar23?

Congratulations also to **JJ Hughes-Dowd** for taking his second Junior win on Tuesday night, and first of 2023.

With 23 on the grid at Monaco it was a single class Finals, with F1 taking its turn.

After a bumper Carrera Digital Issue 14 Magazine, which had to be split into two Parts (the first time ever for a DHORC Magazine) due to the amount of content, we are back to a more normal size this time. Nevertheless there is still plenty going on with HO!

**Stuart Gray** and **Phil Rees** have almost finished rewiring and strengthening the new DHORC Ingham Oval corners (Page 11), and we have been asked by Donington Park to add another Corporate event (Page 16). We have also been involved with organising a CPR and defibrillator training session (Page 5).

An updated Calendar is included in this issue.

See you all at the next race on 04Apr23.

**Nick Sismey**



Front Cover: Monaco is our tightest circuit with 30 off six inch radius corners!

DHORC		Committee...2023		DHORC	
<b>Chairman / Treasurer</b>	Nick Sismey	M 07984 339 192	sismey80@hotmail.co.uk		
<b>Vice Chairman</b>	Phil Rees	M 07912 378 652	dhorcman.p.r@ntlworld.com		
<b>Secretary</b>	Laura Edwards	M 07501 217 254	laurabubbles07@hotmail.co.uk		
<b>Spares</b>	Geoff Peach	M 07443 585 902	geoff@geoffpeach.com		
<b>Race Control</b>	Liam Smith	M 07477 698 158	liam-smith-93@hotmail.co.uk		
<b>Race Control</b>	Darryn Mutch	M 07954 741 677	darrynmutch@live.co.uk		
<b>Scrutineer</b>	Dean Garbett	M 07964 854 084	garbettd@sky.com		
<b>Carrera Digital Scrutineer</b>	Angus Smith	M 07591 813 431	angus@angussmith500.plus.com		
<b>Carrera Digital</b>	John Lamb	M 07758 917 497	john.lamb22@ntlworld.com		
<b>Carrera Digital</b>	Steve White	M 07859 999 480	wslotcarsteve@gmail.com		

ROLLS-ROYCE SLOT CAR MAGAZINE IS PUBLISHED AND COPYRIGHT 2023 BY DHORC, AND NO PORTION MAY BE REPRODUCED OR TRANSMITTED WITHOUT WRITTEN PERMISSION, AND MAY CONTAIN ARTICLES AND GRAPHICS REPRINTED WITH THE PERMISSION OF THE ORIGINAL COPYRIGHT HOLDER, WHO RETAINS ALL RIGHTS,



# Contents .....663

Page	Details
003	Editorial
004	Contents
005	News & Views Including..... <ol style="list-style-type: none"><li>1. Acknowledgements</li><li>2. Free NHS CPR &amp; defibrillator training - 28Feb23</li><li>3. DHORCingham almost completed</li><li>4. Reuben's Bahrain F1 trip</li><li>5. A big thank you to Mark Stephenson</li><li>6. A request from Donington Park</li></ol>
006	2023 Calendar
008	2023 Winners & Continuous Club Night Attendance Records
010	DHORC Official Clothing
012	Slot Cars & Spares
014	Razorlite Lexans HO
017	Race Report – Monaco F1 – 14th March 2023 - Round 05 of 29 Including..... Page 26 - Race Results Page 34 - Best Results Page 40 - Championship Tables
048	Members' Statistics
066	Next Race - Long Beach – 4th April 2023 - Rounds 06 & 07 of 29
070	Razorlite Lexans HO Catalogue



SLOT CARSDIRECT  
UK's HO 1/64th Slot Car Specialist  
We specialize in Tomy AFX, Viper Scale Racing  
and Bulldog Racing Products.





# News & Views.....663

## 1. Acknowledgements for DHORC 663

<b>Phil Rees</b>	Parc Ferme & Everything Else	<b>Adam Turnbull</b>	Packing Away
<b>Angus Smith</b>	Setting Up & Packing Away	<b>Lewis Blacker</b>	Parc Ferme & PA
<b>John Lamb</b>	Setting Up	<b>Dan Hughes-Dowd</b>	Packing Away
<b>Dan Turnbull</b>	Race Control & Packing Away	<b>Lee Pateman</b>	Packing Away
<b>Darryn Mutch</b>	Race Control & Packing Away	<b>Denis Latham</b>	Packing Away
<b>Simon Goodlip</b>	Packing Away	<b>Reuben Litherland</b>	Packing Away
<b>Geoff Peach</b>	Car Prep & Spares	<b>Chris Bowles</b>	Packing Away
<b>Liam Smith</b>	Packing Away	<b>JJ Hughes-Dowd</b>	Packing Away
<b>Russell Lawson</b>	Biscuits	<b>Jacob Lawson</b>	Distributing Biscuits
<b>Sophie Aisthorpe</b>	Baking cakes		

## 2. Free NHS CPR & defibrillator training – 28Feb23

Thank you so much to **Alyson Whitaker** for running the two CPR sessions alongside **Kieran Pallett**. A number of unknowns were cleared up for many of us and everyone took part in learning CPR and how to use a Defibrillator.

We had five representing DHORC, **Laura Edwards, Stuart Gray, Darryn Mutch, Phil Rees** and **Nick Sismey** amongst the six of the eight DL&EV sections represented. Phil even received an Ambulance “stress ball (?)” for his knowledge on the subject so we are all in safe hands!

Alyson and Kieran would be happy to arrange further sessions if anyone is interested. Alyson's contact details are [alyson.whitaker@emas.nhs.uk](mailto:alyson.whitaker@emas.nhs.uk) and 07966 381333.





Derby HO Racing Club **dhorc** Home of HO Le Mans **Calendar 2023** **dhorc** Home of HO Le Mans

Day	Date	Location	Round	Round	Track
Tuesday	10-Jan	Table Tennis Room	1 (F1)		Miami (NEW)
Thu-Sun	12-15-Jan	NEC	Corporate		Autosport International Racing Car Show
Tuesday	31-Jan	Table Tennis Room	2 (GC)		Interlagos
Saturday	04-Feb	Lockington Village Hall	Corporate		Charity Event
Tuesday	21-Feb	Table Tennis Room	3 (F1)	4 (GC)	Cadwell Park
Tuesday	14-Mar	Table Tennis Room	5 (F1)		Monaco
Tuesday	04-Apr	Table Tennis Room	6 (F1)	7 (GC)	Long Beach
Sat/Sun	22/23Apr	Donington Park	Corporate		BTCC (Provisional)
Sat/Sun	29/30Apr	Donington Park	Corporate		Historic Festival
Tuesday	02-May	Table Tennis Room	8 (F1)	9 (GC)	Zandvoort
Tuesday	16-May	Table Tennis Room	10 (F1)	11 (GC)	Nashville
Sat/Sun	27/28May	Donington Park	Corporate		British GT
Tuesday	06-Jun	Table Tennis Room	12 (F1)	13 (GC)	Donington Park
Tuesday	27-Jun	Table Tennis Room	14 (F1)	15 (GC)	Miami
Tuesday	18-Jul	Table Tennis Room	16 (F1)	17 (GC)	Interlagos
Tuesday	08-Aug	Table Tennis Room	18 (F1)	19 (GC)	Cadwell Park
Sat/Sun	12/13Aug	Donington Park	Corporate		Convoy in the Park
Sunday	20-Aug	Donington Park	Corporate		Tunerfest
Sat/Sun	26/27Aug	Donington Park	Corporate		BTCC (Provisional)
Tuesday	12-Sep	Table Tennis Room	20 (F1)	21 (GC)	Monaco
Tuesday	03-Oct	Table Tennis Room	22 (F1)	23 (GC)	Long Beach
Sat/Sun	21/22Oct	Donington Park	Corporate		British GT
Tuesday	24-Oct	Table Tennis Room	24 (F1)	25 (GC)	Zandvoort
Tuesday	14-Nov	Table Tennis Room	26 (F1)	27 (GC)	Nashville
Tuesday	28-Nov	Table Tennis Room	28 (F1)	29 (GC)	Donington Park



Day	Date	Location	Rounds*	Track
Tuesday	03-Jan	Table Tennis Room	Test Night	Imola
Tuesday	17-Jan	Table Tennis Room	1 2 3	Imola (New)
Tuesday	07-Feb	Table Tennis Room	4 5 6	Imola
Tuesday	14-Feb	Table Tennis Room	Test Night	Paul Ricard
Saturday	18-Feb	Table Tennis Room	DISCA/DHORC	Sebring 3 Hours - Oxygen/Carrera GT4
Tuesday	07-Mar	Table Tennis Room	7 8 9	Paul Ricard (New)
Tuesday	28-Mar	Table Tennis Room	10 11 12	Paul Ricard
Tuesday	18-Apr	Table Tennis Room	Test Night	Road Atlanta
Tuesday	09-May	Table Tennis Room	13 14 15	Road Atlanta (New)
Friday	02-Jun	Table Tennis Room	Test Night	Le Mans
Saturday	03-Jun	Table Tennis Room	16 17 18 19 20 21	Le Mans (New)
Tuesday	13-Jun	Table Tennis Room	22 23 24	Road Atlanta
Tuesday	20-Jun	Table Tennis Room	Test Night	Brands Hatch
Tuesday	04-Jul	Table Tennis Room	25 26 27	Brands Hatch (New)
Tuesday	01-Aug	Table Tennis Room	28 29 30/31	Brands Hatch
Tuesday	19-Sep	Table Tennis Room	33 34 35	Sakhir
Tuesday	10-Oct	Table Tennis Room	35 36 37/38	Sakhir
Tuesday	07-Nov	Table Tennis Room	39 40 41	Daytona Sports Car Course
Saturday	25-Nov	Table Tennis Room	DISCA/DHORC	Fuji 6 Hours - Oxygen/Carrera WEC
Tuesday	12-Dec	Table Tennis Room	42 43 44	Daytona Sports Car Course

Key: 20 or less HO racers then double finals, 21 and above then single finals  
 \* Could be more than three Digital Rounds on a night, depending on attendance.  
 Note: 75% of HO Rounds count towards DHORC Championship which equals 22  
 Note: 75% of Digital Rounds count towards Carrera Championship which equals 32







# Winners 2023

F1 Qualifies on **Yellow & Red**, GC on **Green & Blue** Lanes up to Round 14

Day	Date	Rnd	Track	Final	Adults	Masters	Juniors	Wooden
Tue	10-Jan	1	Miami	F1	L Pateman	A Smith	L Bowles	A Stevenson
Tue	31-Jan	2	Interlagos	GC	A Smith	A Smith	L Bowles	A Woodhouse
Tue	21-Feb	3	Cadwell Park	F1	A Smith (2)	A Smith (3)	L Bowles	M Dutson
Tue	21-Feb	4	Cadwell Park	GC	S Goodlip	S Goodlip	L Bowles (4)	M Dutson (2)
Tue	14-Mar	5	Monaco	F1	S Goodlip (2)	S Goodlip (2)	JJ Hughes-Dowd	A Stevenson (2)
Tue	04-Apr	6	Long Beach	F1				
Tue	04-Apr	7	Long Beach	GC				
Tue	02-May	8	Zandvoort	F1				
Tue	02-May	9	Zandvoort	GC				
Tue	16-May	10	Nashville	F1				
Tue	16-May	11	Nashville	GC				
Tue	06-Jun	12	Donington Park	F1				
Tue	06-Jun	13	Donington Park	GC				
Tue	27-Aug	14	Miami	F1				
Tue	27-Aug	15	Miami	GC				
Tue	18-Jul	16	Interlagos	F1				
Tue	18-Jul	17	Interlagos	GC				
Tue	08-Aug	18	Cadwell Park	F1				
Tue	08-Aug	19	Cadwell Park	GC				
Tue	12-Sep	20	Monaco	F1				
Tue	12-Sep	21	Monaco	GC				
Tue	03-Oct	22	Long Beach	F1				
Tue	03-Oct	23	Long Beach	GC				
Tue	24-Oct	24	Zandvoort	F1				
Tue	24-Oct	25	Zandvoort	GC				
Tue	14-Nov	26	Nashville	F1				
Tue	14-Nov	27	Nashville	GC				
Tue	28-Nov	28	Donington Park	F1				
Tue	28-Nov	29	Donington Park	GC				

## Race Winners



**Adults**



Simon Goodlip  
Adults

**Masters**



Simon Goodlip  
Masters

**Juniors**



JJ Hughes-Dowd  
Juniors

**Wooden**



Alan Stevenson  
Wooden

## Continuous Club Night Attendance Records

Members below have built up ten or more continuous Club Night attendances, including DHORC 663:-

Nick Sismey	212 Club Nights	Phil Rees	50	Lewis Blacker	35
Angus Smith	30	Dan Turnbull	27	Dan Hughes-Dowd	13
JJ Hughes-Dowd	13	Adam Turnbull	11		

<b>Record Continuous Club Night Attendance</b>	Nick Sismey	212
<b>Record Continuous Evening Attendance</b>	Nick Sismey	191
<b>Record Continuous Club Night Attendance from 1<sup>st</sup> Race</b>	Martin Allsopp	131



Below is a quick Life-saving reminder. Also, the Staying Alive and What3Words Apps below are very useful to have on your phones, Staying Alive pinpoints any Defibrillators near you and What3Words gives your position to within a 3 metre square.

## Life-saving reminder

Thank you for coming to the session.

The following is a reminder of the basics and a link to more detailed reminders. Keep this safe and **read it once a month** as a reminder.

Danger	Be aware, make sure you are safe.
Shout	Shout and get help if you can.
Response	Shake and shout, tap the collarbone. Are they responding?
Breathing	10 seconds assessment. Is there rise and fall of the chest?
999	Make sure the ambulance service is aware.
CPR	Centre of the chest, 100-120 beats a minute, 1/3 <sup>rd</sup> of the depth. Keep going.

### Some websites to remind you:



### Using a Defibrillator

- Turn it on/Open the lid.

---

- "Remove clothing to reveal the patient's bare chest"

---

- Deal with chest hair, water, jewellery, Bras, patches and so on.

---

- "Place the pads on the patient's chest as shown in the pictures"

---

- "Stand clear Analysing"

---

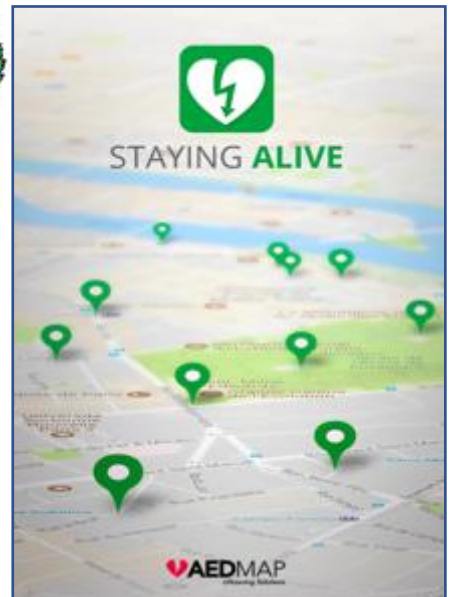
- "Stand clear Shock advised push button now" make sure that no-one is touching the patient.

---

- "no shock advised"

---

- Whether delivered a shock or not-start CPR as soon as possible.



Derby HO Racing Club   
www.dhorc.co.uk

# dhere

Home of HO Le Mans

TOMY AFX  
TYCO

# Official Clothing



**Please contact Nick Sismey**





### 3. DHORCingham almost completed.

Thank you so much to **Phil Rees** and **Stuart Gray** for coming close to finishing off rewiring and strengthening the last three Rockingham banked corners on 03Mar23. Hopefully during April/May we will be able to run the all new DHORCingham for the first time and then announce when we are running the Oval Club Night later in the year.



# Slot Cars & Spares



## Open Wheel (F1)



	Chassis	£10.00	
	Car (+ £7.5 if Painted)	£15.00	
	Resin Shell (+ £7.5 if Painted)	£6.00	
Pickup Shoes (Pair)	£1.00	Bulkhead	£5.00
Pickup Springs	£0.25	Armature	£4.00
Pinion Gear	£1.00	Crown Gear	£2.00
Front Tyres (Pair)	£1.50	Rear Tyres (Pair)	£2.00
Front Axle	£2.00	Rear Axle	£3.00
Brush Springs (Pair)	£1.00	Guide Pins	£1.00
Brushes (Pair)	£1.00	Traction Magnets (Pair)	£2.00
Motor Magnets (Pair)	£2.45	Brush Tubes (Pair)	£2.00



## Enclosed Wheel (GC)

	#902 G3 or VSR Chassis	£30.00 (1st one £20)	
	Wet Weather V-Jet	£31.50	
	Painted Lexan Body	£7.50+	
#250B G3 Pickup Shoes (Pair)	£1.00	#925 G3 Endbell	£6.00
Pickup Springs	£0.25	Armature	£4.00
#417 7T Delrin Pinion Gear	£1.00	24T Delrin Crown Gear	£2.00
SGP Black Pinion	£0.30	Spacer washer	£0.25
#950 G3 Front Tyres (Pair)	£1.50	22T VSR Crown Gear	£2.00
Front Axle, Wheels and Tyres	£4.00	Rear Tyres (Pair)	£2.00
Rear Axle and Washer	£5.50	#941 Guide Pins	£1.00
Rear Double Flanged Hubs (Pair)	£3.50	Front Wheels (Pair)	£2.00
	VSR Pro Blank Chassis	£8.50	
	Front Axle, Hubs & 'O' Rings	£3.00	



Updated 30Sep18



## 4. Reuben's Bahrain F1 trip.

Reuben Litherland clearly had a great time at the 2023 Bahrain Grand Prix.



A weekend to forget for the McLaren fans but a memorable trip for me.  
Thank you, Bahrain 🇧🇭





Visit our  
Facebook Page  
or the back of  
this magazine



Clear plastic bodies to suit a variety of HO  
chassis. Many not found elsewhere





## 5. A big thank you to Mark Stephenson

Back in 1990 I worked on my first Customer Conference for Rolls-Royce where I spent a great deal of time with the Rolls-Royce Print Room preparing vu-foils (you have to be around 60 like me to remember those!) and other paperwork for the Conferences. Over the next three or four years I managed several more Conferences building up a great relationship with the Print Room. When we started DHORC in 1992 I was able to use that relationship to get our Magazines etc printed. The Print Room was eventually taken over by a company called Océ, followed a few years later by Canon.

Luckily they retained the Rolls-Royce staff, which included **Mark Stephenson**, who joined Rolls-Royce in 2007. Mark soon became my go to guy for all things DHORC and he helped us with so many printing requirements like magazines, posters, leaflets, track and table plans etc. Unfortunately Canon are moving from Derby to Rolls-Royce Ansty and Mark has decided not to make the long daily drive there. Therefore he leaves Canon on 10Mar23.

To thank him for all of his support (mostly free) we presented him with £50 on Tuesday. He is moving to another print firm and is going to purchase an A3 printer where he will be able to provide us with track/table plans going forward. We will just purchase the occasional print cartridge for him.



**Canon**



## 6. A request from Donington Park.

We received a request from Donington Park on Wednesday, whether we could support the Donington Historic Festival over the weekend of 29/30Apr23 with our gazebo track. I am away on hols, so **Phil Rees** has kindly stepped into the breach to run the weekend. I have already spoken to a couple of folk regarding additional support, we need six folk each day.

Will pick this up at the beginning of April. Please help if you can to make sure Phil gets all the support he needs. It is these events that enables us to keep the Membership low and introduce exciting new things to DHORC like Carrera Digital over the last two years.



Just to add to the fun there is the British Touring Car Championship (BTCC) meeting at Donington Park the previous weekend. At present we don't know if we have a place there, we will only know during the run up to the weekend. It depends whether or not someone else takes up the area we normally use or not, as MSV have received an unprecedented number of request for space at the BTCC events this year. If we do get it I will have to run that so again would appreciate any support you can provide. More info to come once known.

Nick Sismey



# Race Report



## Round 05

### Monaco – F1 Finals

### 14<sup>th</sup> March 2023

**Round 5**

**Monaco (Monte Carlo)**

**Rounds 20&21**

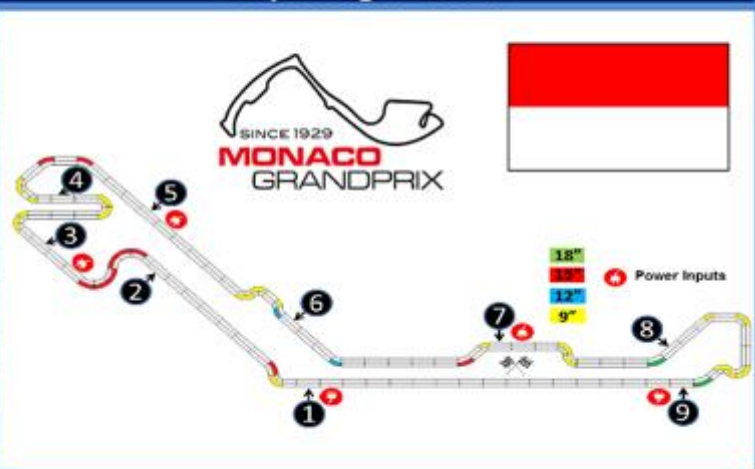
**Previous Results**

Adults				1st	2nd	3rd
DHRC 11	30-Mar	1993	111'2"	S Revitt	J Neale	P Foxley
DHRC 12	20-Apr	1993	111'2"	N Sismey	J Neale	S Revitt
DHRC 13	11-May	1993	111'2"	N Sismey	J Neale	A Smith
DHRC 14	01-Jun	1993	111'2"	N Sismey	J Neale	J Tague
DHRC 75	28-Jan	1997	111'2"	S Goodlip	N Sismey	M Chadwick
DHRC 95	27-Jan	1998	111'2"	N Sismey	J Tague	M Chadwick
DHRC 115	26-Jan	1999	111'2"	N Sismey	M Chadwick	S Goodlip
DHRC 135	25-Jan	2000	111'2"	M Chadwick	A McPeake	T Dingley
DHRC 242	11-Jan	2005	111'2"	M Chadwick	L Pateman	N Sismey
DHRC 303	09-Oct	2007	104'10"	W Lander	N Sismey	P Rees
DHRC 338	12-May	2009	104'10"	N Sismey	J Sismey	A McPeake
DHRC 390	10-May	2011	93'4"	M Allsopp	S Anand	P Rees
DHRC 442	07-May	2013	93'4"	N Sismey	J Sismey	L Pateman
DHRC 530	18-Oct	2016	106'3"	P Rees	S Goodlip	A Davies
DHRC 597	30-Apr	2019	106'3"	A Smith	N Sismey	D Garbett
DHRC 663	14-Mar	2023	106'3"	S Goodlip	N Sismey	A Smith
Juniors				1st	2nd	3rd
DHRC 11	30-Mar	1993	111'2"	M Minnis	AJ McPeake	S Slater
DHRC 12	20-Apr	1993	111'2"	M Minnis	AJ McPeake	K Schofield
DHRC 13	11-May	1993	111'2"	M Minnis	AJ McPeake	K Schofield
DHRC 14	01-Jun	1993	111'2"	M Minnis	AJ McPeake	S Slater
DHRC 75	28-Jan	1997	111'2"	C Bowles	T Pank	C Brentnall
DHRC 95	27-Jan	1998	111'2"	T Pank	T Sharp	C Bowles
DHRC 115	26-Jan	1999	111'2"	C Bowles	C Brentnall	T Pank
DHRC 135	25-Jan	2000	111'2"	E Henry	M McNulty	J Henry
DHRC 242	11-Jan	2005	111'2"	T Chadwick	J Sismey	K All
DHRC 303	09-Oct	2007	104'10"	A Hughes	C Bullock	L Smith
DHRC 338	12-May	2009	104'10"	L Smith	K Levers	L Capewell
DHRC 390	10-May	2011	93'4"	J Mellor	K Levers	
DHRC 442	07-May	2013	93'4"	J Pateman	J Lister	A Hall
DHRC 530	18-Oct	2016	106'3"	F Holmes	R Litherland	G Reyes-England
DHRC 597	30-Apr	2019	106'3"	A Turnbull	L Turnbull	J Martinez
DHRC 663	14-Mar	2023	106'3"	JJ Hughes-Dowd	J Lawson	L Bowles

**Circuit Records**

Lap Length 106' 3"

<b>Qualifying</b>	A Smith	30Apr19
	78.0 Laps	
<b>Fastest Laps</b>		
F1	S Goodlip	14Mar23
	8.56 secs	
GC	A Smith	30Apr19
	6.65 secs	
<b>Race Laps</b>		
F1	A Smith	30Apr19
	18.8 Laps	
GC	A Smith	30Apr19
	22.8 Laps	
<b>Final Points</b>		
5.0 Points	J Levers	10May11



**DHRC 663**





Phil Rees helping Denis Latham with mounting his GC lexan body

## Simon becomes the 2<sup>nd</sup> most successful winner!

**'A' Final** – Simon Goodlip chased Nick Sismey all the way through the 'A' Final after he had a number of early offs. Nick seemed to be the only racer all night that enjoyed Yellow lane. Choosing it from second on the grid, he took advantage of others' misdemeanours to eke out half a lap lead before Simon got it together. We knew he was going to be hard to beat as he still took Pole despite having to swap a hand controller during Qualifying! Lapping half a second a lap quicker than Nick, Simon slowly reeled him in. Nick may have held him off but for a couple of offs himself, enough for Simon to pass him and take out a 0.2 lap lead at the flag! This was Simon's 85<sup>th</sup> career victory and he now sits second in the all-time charts alongside Nick!

Simon also broke Angus Smith's 30Apr19 F1 fastest lap record in Qualifying, reducing it from 8.63 seconds to 8.56. To add to this Simon's 67<sup>th</sup> Club Night best race laps (his first since 18Oct22) places him third in the all-time charts, as does his 169<sup>th</sup> Final win in the all-time Final win charts! He continues to lead the 2023 DHORC Final Challenge with five Final wins to date.

Qualifying just 0.2 Laps behind seven time Monaco winner Nick, Angus recovered from his early offs to be within 0.5 laps of second place at the flag, and continues to lead the main Championship. Lee Pateman set a record 283<sup>rd</sup> fastest lap on the way to fourth on the grid. His time of 6.88 seconds was just 0.01 secs quicker than Simon, otherwise the latter would have topped every chart at the Monte Carlo track. Lee went onto win the 'B' Final and taking fourth in the 'A' 0.7 laps back, setting the second fastest lap of the Final.



**Round 05 - ADULTS**

**Monaco F1 - Monte Carlo**

**14th March 2023**

		
<b>2nd</b>	<b>1st</b>	<b>3rd</b>
<b>Nick Sismey</b>	<b>Simon Goodlip</b>	<b>Angus Smith</b>





Great to see Liam Smith start his first HO Evening of the year.

**'B' Final** – **Chris Bowles** actually lapped quicker than Lee here, 9.07 secs to 9.09 but it was Lee who kept his car out of the harbour more to take the win by 0.8 laps. Although quite a bit slower **Adam Turnbull** clearly had a drier race, keeping to the black top more of the time as he was just 0.1 laps behind Chris. We continue to be impressed with Adam's dedication to the cause. He only arrived at the Table Tennis Room at 20:10 hours after catching the train from Sheffield (where he is at Uni). He was almost straight into Qualifying without any practice and yet took sixth on the grid and pushed for another 'A' Final placing! He was back on the train by 22:00 hours. Thank you so much Adam and to dad **Dan Turnbull** for providing the Derby end transport!

**Phil Rees**, who was in contrast only five and a bit miles from home, made it into the 'B' thanks to winning the 'C' by an almost night equalling best of 17.7 laps (only Simon beat it twice with 17.8). Here he was a second down on the top two in fastest laps, but only lost out on an 'A' Final placing by 1.2 laps so close was the field in the penultimate Final.

**'C' Final** – **Reuben Litherland**, fresh from his visit to the Bahrain F1 GP, couldn't do anything with Phil here, the latter just lapping him for the second time at the flag. However Reuben held off a very determined **Geoff Peach** by 0.3 laps, which is no mean feat with Geoff's F1 skills! Despite running Race Control and fetching Adam from the station Dan was still able to take his first win of the year with victory in the 'D'. Here in the 'C' his pink and blue F1 was just 0.3 laps behind Geoff!

**'D' Final** – **JJ Hughes-Dowd** lapped 0.98 seconds quicker than our tenth place finisher Dan in the 'D' but lost out by 0.7 laps. He however put 0.6 laps between himself and returnee **Liam Smith** who celebrated his first evening of 2023 with victory in the 'E' Final, leaving him in 12<sup>th</sup> overall. He beat the slightly quicker **Russell Lawson**, who qualified directly into the 'D', on the same score as JJ, by a lap.

**'E' Final** – Junior **Jacob Lawson** took a break from distributing his dad's chocolate biscuits amongst the racers on the night to get to within a lap of former Junior Champion, Liam. He however held off 'F' Final winner **Dan Hughes-Dowd** by 1.1 laps to secure 14<sup>th</sup>. Dan's third Final win of the year takes him to second in the DHORC Final Challenge, just a point behind Simon! Poor ole **Lewis Blacker** is having a nightmare in March! Car trouble in the Carrera Digital meeting at Paul Ricard last week saw him way down the order. This continued into HO here with problems with his F1 in both Qualifying and the Final. He would only record 12.7 laps here in 16<sup>th</sup>, the lowest lap score in any of the Finals! His luck must change soon!

**'F' Final** – **Denis Latham** ran both of his new cars for the first time at Monaco qualifying with the same score as Dan HD. Despite taking first lane choice with the better F1 race score (13.4 to Dan's 13.2) Denis had to concede to the quicker Dan, losing by just 0.5 laps.

**'Early G' Final** – **Andrew Woodhouse** overturned the better Qualifier **Alan Stevenson** (53.8 laps to 47.4) to take his first Early Final win by 0.8 laps. Alan therefore matches the absent Macaully Dutton on two Wooden Spoons for the year.

## MASTERS REPORT

### Simon takes back to back Master wins.

Simon's second overall victory of the year gave him his second Masters win ahead of Nick, Angus, Phil and Geoff.







**Andrew Woodhouse took his first victory in the Early Final**



**Thumbs up from JJ Hughes-Dowd who took his first Junior win of the year.**

JUNIOR REPORT

## JJ breaks the domination.

**'A' Final** – **JJ Hughes-Dowd** became the first racer to break reigning Champion **Lewis Bowles** strangle hold of the 2023 Junior Championship. On what is our tightest HO circuit, with no less than 30 off 6-inch corners, it really is a track to just stay on and not push. This is what JJ was better at on the night topping the charts in every category except GC fastest lap, which went to Championship leader Lewis.

Taking his second career Pole over Lewis by 1.4 laps JJ took his second win by 1.8 laps from **Jacob Lawson**. JJ lapped two seconds quicker than Jacob and nearly three quicker than Lewis as he mastered the tight Monaco circuit. His win takes him to the top of the DHORC Final Challenge by just 0.5 points over Lewis. He also reduced the gap to the top of the main Championship by 13 points to 33.

Previous Junior winner (in his first ever race!) **Jenson Woodhouse** took his first Final win of the year, extricating himself out of the 'B', to finish in fourth, just 0.5 laps behind Lewis.



**'B' Final** – Jenson's four year old brother, **Ellis Woodhouse**, finished just 1.2 laps behind him here in fifth overall while **Timmy Stevenson** at the grand ole age of six was just over a couple of laps further back in sixth!

Tommy Tyco





**Jacob Lawson took second in the Juniors.**

# Race Results



Who Came Where?

Who Scored What?





Angus Smith still leads the main Championship despite finishing third at Monaco.



DERBY H:O RACING CLUB CHAMPIONSHIP RACE 663											
Monaco F1 - 14 March 2023 - Round 05											
M = HO Master				MASTER POINTS TABLE				NM = NON MEMBER			
QUALIFYING			FINAL POSITIONS			POINTS TOTAL			FINAL POINTS		
POS	ADULT	LAPS	POS	ADULT	PTS	POS	ADULT	PTS	POS	ADULT	PTS
1	S Goodlip (M)	76.8	1	S Goodlip (M)	45	1	S Goodlip (M)	49	1	L Smith	3.0
2	N Sismey (M)	73.9	2	N Sismey (M)	38	2	N Sismey (M)	38	1	D Hughes-Dowd	3.0
3	A Smith (M)	73.7	3	A Smith (M)	34	3	A Smith (M)	34	3	L Pateman	2.5
4	L Pateman	72.9	4	L Pateman	31	4	L Pateman	32	3	P Rees (M)	2.5
5	C Bowles	71.4	5	C Bowles	29	5	C Bowles	29	3	D Turnbull	2.5
6	A Turnbull	70.7	6	A Turnbull	28	6	A Turnbull	28	6	S Goodlip (M)	2.0
7	P Rees (M)	67.0	7	P Rees (M)	27	7	P Rees (M)	27	7	N Sismey (M)	1.5
8	R Litherland	66.0	8	R Litherland	26	8	R Litherland	26	7	C Bowles	1.5
9	G Peach (M)	63.0	9	G Peach (M)	25	9	G Peach (M)	25	7	R Litherland	1.5
10	D Turnbull	62.4	10	D Turnbull	24	10	D Turnbull	24	7	JJ Hughes-Dowd	1.5
11	JJ Hughes-Dowd	59.4	11	JJ Hughes-Dowd	23	11	JJ Hughes-Dowd	23	7	J Lawson	1.5
11	R Lawson	59.4	12	L Smith	22	12	L Smith	22	7	D Latham	1.5
13	L Smith	58.8	13	R Lawson	21	13	R Lawson	21	13	A Smith (M)	1.0
14	L Blacker	54.5	14	J Lawson	20	14	J Lawson	20	13	A Turnbull	1.0
15	J Lawson	53.9	15	D Hughes-Dowd	19	15	D Hughes-Dowd	19	13	G Peach (M)	1.0
16	A Stevenson	53.8	16	L Blacker	18	16	L Blacker	18	16	R Lawson	0.5
17	D Hughes-Dowd	50.5	17	D Latham	17	17	D Latham	17	16	L Blacker	0.5
17	D Latham	50.5	18	A Woodhouse	16	18	A Woodhouse	16	18	A Stevenson	0.0
19	A Woodhouse	47.4	19	A Stevenson	15	19	A Stevenson	15	18	A Woodhouse	0.0

QUALIFYING			FINAL POSITIONS			POINTS TOTAL			FINAL POINTS		
POS	JUNIOR	LAPS	POS	JUNIOR	PTS	POS	JUNIOR	PTS	POS	JUNIOR	PTS
1	JJ Hughes-Dowd	59.4	1	JJ Hughes-Dowd	45	1	JJ Hughes-Dowd	48	1	J Woodhouse	2.5
2	L Bowles	58.0	2	J Lawson	38	2	J Lawson	39	2	JJ Hughes-Dowd	2.0
3	J Lawson	53.9	3	L Bowles	34	3	L Bowles	35	3	J Lawson	1.5
4	J Woodhouse	46.4	4	J Woodhouse	31	4	J Woodhouse	31	3	E Woodhouse	1.5
5	E Woodhouse	40.9	5	E Woodhouse	29	5	E Woodhouse	29	5	L Bowles	1.0
6	T Stevenson	39.4	6	T Stevenson	28	6	T Stevenson	28	5	T Stevenson	1.0



Our youngest racer 4-year old Ellis Woodhouse took fifth place.





Timmy Stevenson took sixth in the Juniors, dad Alan Stevenson 19<sup>th</sup> in the Adults.



DERBY H:O RACING CLUB CHAMPIONSHIP RACE 663													
Monaco F1 - 14 March 2023 - Round 05													
FORMULA 1 CAR LAPS & TIMES						GROUP 'C' CAR LAPS & TIMES							
FASTEST LAPS			BEST RACE LAPS (3 MINS)			FASTEST LAPS			BEST RACE LAPS (3 MINS)				
POS	ADULT	TIME	SPEED	POS	ADULT	LAPS	POS	ADULT	TIME	SPEED	POS	ADULT	LAPS
1	S Goodlip (M)	8.56	8.463	1	S Goodlip (M)	17.8	1	L Pateman	6.88	10.530	1	S Goodlip (M)	22.5
2	L Pateman	9.02	8.031	2	P Rees (M)	17.7	2	S Goodlip (M)	6.89	10.514	2	L Pateman	22.1
3	C Bowles	9.07	7.987	3	N Sismey (M)	17.6	3	A Smith (M)	7.01	10.334	3	A Smith (M)	21.1
4	A Smith (M)	9.17	7.900	4	L Pateman	17.2	4	N Sismey (M)	7.36	9.843	3	C Bowles	21.1
5	N Sismey (M)	9.25	7.832	5	A Smith (M)	17.1	5	R Litherland	7.45	9.724	5	N Sismey (M)	21.0
6	A Turnbull	9.30	7.790	6	A Turnbull	16.8	6	C Bowles	7.68	9.433	6	R Litherland	19.5
7	JJ Hughes-Dowd	9.41	7.699	7	C Bowles	16.4	7	A Turnbull	7.71	9.396	7	A Turnbull	19.3
8	L Smith	9.56	7.578	8	D Turnbull	16.0	8	G Peach (M)	8.42	8.604	8	L Blacker	18.6
9	P Rees (M)	9.63	7.523	9	R Litherland	15.7	9	L Blacker	8.47	8.553	9	P Rees (M)	18.5
10	J Lawson	9.76	7.422	10	L Smith	15.5	10	D Turnbull	8.65	8.375	10	G Peach (M)	18.1
11	R Litherland	9.78	7.407	11	G Peach (M)	15.4	11	P Rees (M)	8.77	8.260	11	D Turnbull	17.8
12	D Hughes-Dowd	10.28	7.047	12	JJ Hughes-Dowd	15.3	11	L Smith	8.77	8.260	12	R Lawson	17.7
13	G Peach (M)	10.30	7.033	13	L Blacker	14.8	13	R Lawson	8.94	8.103	13	JJ Hughes-Dowd	16.4
14	D Turnbull	10.39	6.972	14	J Lawson	14.5	14	JJ Hughes-Dowd	9.35	7.748	14	L Smith	16.1
15	R Lawson	10.47	6.919	15	D Hughes-Dowd	14.4	15	J Lawson	10.04	7.215	15	J Lawson	14.7
16	A Woodhouse	10.92	6.634	16	A Woodhouse	14.1	16	A Stevenson	10.17	7.123	16	A Stevenson	14.2
17	D Latham	10.94	6.622	17	D Latham	13.9	17	D Hughes-Dowd	10.67	6.789	17	D Hughes-Dowd	13.8
18	L Blacker	11.26	6.434	18	R Lawson	13.7	18	D Latham	12.07	6.002	18	A Woodhouse	13.7
19	A Stevenson	11.83	6.124	19	A Stevenson	13.3	19	A Woodhouse	12.57	5.763	19	D Latham	12.4
FASTEST LAPS			BEST RACE LAPS (3 MINS)			FASTEST LAPS			BEST RACE LAPS (3 MINS)				
POS	JUNIOR	TIME	SPEED	POS	JUNIOR	LAPS	POS	JUNIOR	TIME	SPEED	POS	JUNIOR	LAPS
1	JJ Hughes-Dowd	9.99	7.252	1	JJ Hughes-Dowd	14.8	1	L Bowles	8.66	8.365	1	JJ Hughes-Dowd	16.4
2	J Lawson	10.01	7.237	2	L Bowles	14.2	2	JJ Hughes-Dowd	9.35	7.748	2	L Bowles	15.6
3	L Bowles	10.46	6.926	3	J Lawson	13.8	3	J Lawson	10.04	7.215	3	J Lawson	14.7
4	J Woodhouse	10.60	6.834	4	J Woodhouse	12.8	4	J Woodhouse	11.39	6.360	4	J Woodhouse	13.0
5	E Woodhouse	13.13	5.517	5	E Woodhouse	11.6	5	T Stevenson	11.57	6.261	5	E Woodhouse	11.8
6	T Stevenson	14.91	4.859	6	T Stevenson	9.5	6	E Woodhouse	12.11	5.982	6	T Stevenson	11.1



Geoff Peach finished in 9<sup>th</sup> behind Reuben Litherland.





Reigning Junior Champion and current Championship leader Lewis Bowles took his first loss of 2023 very maturely, shaking hands with JJ. Dad Chris Bowles was impressed.



A big thank you to grinning Sophie Aisthorpe for baking some delicious cakes for Tuesday night. Phil Rees and Lewis Blacker discuss his repaired Carrera Ferrari.



DERBY HO RACING CLUB CHAMPIONSHIP RACE 663		Monaco F1 - 14 March 2023 - Round 05																			
		QUALIFYING AND FINAL RACE RESULTS																			
CL	NAME	ROUND 1 (F1) Y		ROUND 2 (GC) G		ROUND 3 (F1) R		ROUND 4 (GC) B		QUAL	FIN	FIN	FINAL 1		FINAL 2		BEST		TOTAL		
		LAPS	TIME	LAPS	TIME	LAPS	TIME	LAPS	TIME	LAPS	POS	PTS	LAPS	TIME	LAPS	TIME	LAP	TIME	LAPS		
A	S Goodlip (M)	15.8	9.68	20.7	7.14	17.8	8.56	22.5	6.89	76.8	A1	2.0	17.8	8.69			22.5	6.89	94.6		
A	N Sismey (M)	17.1	9.51	21.0	7.36	16.0	9.68	19.8	8.20	73.9	A2	1.5	17.6	9.25			21.0	7.36	91.5		
A	A Smith (M)	16.0	10.15	20.5	7.01	16.1	9.26	21.1	7.18	73.7	A3	1.0	17.1	9.17			21.1	7.01	90.8		
A	L Pateman	14.1	10.33	22.1	6.88	16.2	9.58	20.5	7.53	72.9	A4	2.5	17.2	9.09	16.4	9.02	22.1	6.88	106.5		
A	C Bowles	16.1	9.21	19.6	7.81	14.6	9.23	21.1	7.68	71.4	B2	1.5	16.4	9.07			21.1	7.68	87.8		
A	A Turnbull	15.6	9.76	19.0	7.77	16.8	9.30	19.3	7.71	70.7	B3	1.0	16.3	9.69			19.3	7.71	87.0		
A	P Rees (M)	14.6	10.57	18.1	8.77	15.8	9.64	18.5	9.12	67.0	B4	2.5	17.7	9.63	16.0	10.08	18.5	8.77	100.7		
A	R Litherland	13.2	11.57	18.6	7.86	14.7	9.78	19.5	7.45	66.0	C2	1.5	15.7	10.10			19.5	7.45	81.7		
A	G Peach (M)	12.6	11.28	18.1	8.42	14.6	10.30	17.7	8.63	63.0	C3	1.0	15.4	10.47			18.1	8.42	78.4		
A	D Turnbull	14.5	10.84	17.8	8.65	13.7	10.91	16.4	9.08	62.4	C4	2.5	16.0	10.39	15.1	10.69	17.8	8.65	93.5		
A	JJ Hughes-Dowd	12.6	11.42	15.8	9.35	14.6	10.24	16.4	9.45	59.4	D2	1.5	15.3	9.41			16.4	9.35	15.3		
A	R Lawson	12.8	11.10	17.7	8.94	12.0	11.26	16.9	9.53	59.4	D4	0.5	13.7	10.47			17.7	8.94	73.1		
A	L Smith	13.3	10.43	15.2	8.84	14.2	9.56	16.1	8.77	58.8	D3	3.0	15.5	9.86	14.7	10.71	16.1	8.77	89.0		
A	L Blacker	14.8	11.26	14.9	8.47	6.2	11.40	18.6	8.56	54.5	E4	0.5	12.7	11.39			18.6	8.47	67.2		
A	J Lawson	12.1	11.90	13.3	11.36	13.8	10.01	14.7	10.04	53.9	E2	1.5	14.5	9.76			14.7	9.76	14.5		
A	A Stevenson	12.8	12.40	14.2	10.17	12.6	11.83	14.2	10.92	53.8	G2		13.3	12.00			14.2	10.17	67.1		
A	D Hughes-Dowd	10.3	12.00	13.2	10.67	13.2	11.18	13.8	11.22	50.5	E3	3.0	14.4	10.28	13.4	11.29	14.4	10.28	78.3		
A	D Latham	13.4	11.58	12.1	12.07	12.6	11.26	12.4	13.13	50.5	F2	1.5	13.9	10.94			13.9	10.94	64.4		
A	A Woodhouse	9.1	14.93	13.7	12.57	13.5	10.92	11.1	13.26	47.4	G1		14.1	11.52			14.1	10.92	61.5		
J	JJ Hughes-Dowd	12.6	11.42	15.8	9.35	14.8	10.24	16.4	9.45	59.4	A1	2.0	14.8	9.99			16.4	9.35	74.2		
J	L Bowles	12.8	11.70	15.4	8.66	14.2	10.46	15.6	8.83	58.0	A3	1.0	10.8	12.73			15.6	8.66	68.8		
J	J Lawson	12.1	11.90	13.3	11.36	13.8	10.01	14.7	10.04	53.9	A2	1.5	13.0	11.84			14.7	10.01	66.9		
J	J Woodhouse	11.1	13.15	13.0	11.39	12.0	10.60	10.3	12.13	46.4	A4	2.5	12.8	12.26	10.3	13.98	13.0	10.60	69.5		
J	E Woodhouse	9.1	14.73	11.8	12.11	8.7	15.68	11.3	13.45	40.9	B2	1.5	11.6	13.13			11.8	12.11	52.5		
J	T Stevenson	8.4	16.98	11.1	11.57	9.5	14.91	10.4	13.61	39.4	B3	1.0	9.0	16.56			11.1	11.57	48.4		
		TOTAL FEET		193,715.0		TOTAL LAPS		1,823.2													



The Adam Turnbull look! Thanks for making the long journey from Sheffield again Adam!





Phil in control at Parc Ferme.

Everyone's  
**Best Results**  
At This Circuit



**What are my Best Scores?**  
**Who Have I Beaten?**





Dan Turnbull had a busy night with Race Control and transporting Adam from and to the train station.



### Monaco Best Off Chart 1 (Adults)

Qualifying					Open Wheel Race Laps					Enclosed Wheel Race Laps							
Pos	Adult	Laps	W/D	MPH	Date	Pos	Adult	Laps	W/D	MPH	Date	Pos	Adult	Laps	W/D	MPH	Date
1	A Smith	78.0	D	7.848	30-Apr-19	1	A Smith	18.8	D	7.566	30-Apr-19	1	A Smith	22.8	D	9.176	30-Apr-19
2	S Goodlip	76.8	D	7.727	14-Mar-23	2	S Goodlip	17.8	D	7.164	14-Mar-23	2	L Pateman	22.6	D	9.096	30-Apr-19
3	N Sismey	73.9	D	7.435	14-Mar-23	3	P Rees	17.7	D	7.124	14-Mar-23	3	S Goodlip	22.5	D	9.055	14-Mar-23
4	L Pateman	72.9	D	7.335	14-Mar-23	4	N Sismey	17.6	D	7.083	14-Mar-23	4	C Bowles	21.1	D	8.492	14-Mar-23
5	D Garbett	71.6	D	7.204	30-Apr-19	5	L Pateman	17.2	D	6.922	14-Mar-23	5	N Sismey	21.0	D	8.452	14-Mar-23
6	C Bowles	71.4	D	7.184	14-Mar-23	6	A Turnbull	16.8	D	6.761	14-Mar-23	6	P Rees	20.9	D	8.411	30-Apr-19
7	P Rees	71.1	D	7.154	30-Apr-19	7	D Garbett	16.6	D	6.681	30-Apr-19	7	A Turnbull	20.7	D	8.331	30-Apr-19
8	A Turnbull	70.7	D	7.114	14-Mar-23	7	C Bowles	16.6	D	6.681	30-Apr-19	8	D Garbett	20.6	D	8.291	30-Apr-19
9	J Lymer	68.5	D	6.892	30-Apr-19	9	A Davies	16.3	W	6.560	18-Oct-16	9	R Litherland	19.5	D	7.848	14-Mar-23
10	R Litherland	66.0	D	6.641	14-Mar-23	9	J Lymer	16.3	D	6.560	30-Apr-19	10	J Lymer	19.3	D	7.768	30-Apr-19
11	G Peach	65.6	D	6.600	30-Apr-19	11	D Turnbull	16.0	D	6.439	14-Mar-23	10	G Peach	19.3	D	7.768	30-Apr-19
12	D Turnbull	62.4	D	6.278	14-Mar-23	12	G Peach	15.8	D	6.359	30-Apr-19	12	L Blacker	18.6	D	7.486	14-Mar-23
13	A Davies	60.1	W	6.047	18-Oct-16	13	R Litherland	15.7	D	6.319	14-Mar-23	13	D Turnbull	17.8	D	7.164	14-Mar-23
14	J Sismey	59.5	W	5.987	18-Oct-16	14	L Smith	15.5	D	6.238	14-Mar-23	14	R Lawson	17.7	D	7.124	14-Mar-23
15	R Lawson	59.4	D	5.977	14-Mar-23	15	J Sismey	15.4	W	6.198	18-Oct-16	15	D Edwards	17.1	D	6.882	30-Apr-19
15	JJ Hughes-Dowd	59.4	D	5.977	14-Mar-23	16	JJ Hughes-Dowd	15.3	D	6.158	14-Mar-23	15	K Alcock	17.1	D	6.882	30-Apr-19
17	L Smith	58.8	D	5.916	14-Mar-23	17	L Blacker	14.8	D	5.956	14-Mar-23	17	JJ Hughes-Dowd	16.4	D	6.600	14-Mar-23
18	L Blacker	54.5	D	5.484	14-Mar-23	18	K Alcock	14.7	D	5.916	30-Apr-19	18	J Lamb	16.3	D	6.560	30-Apr-19
19	J Lawson	53.9	D	5.423	14-Mar-23	19	J Lawson	14.5	D	5.836	14-Mar-23	19	L Smith	16.1	D	6.480	14-Mar-23
20	A Stevenson	53.8	D	5.413	14-Mar-23	20	D Hughes-Dowd	14.4	D	5.795	14-Mar-23	20	A Davies	14.7	W	5.916	18-Oct-16
21	J Lamb	53.2	D	5.353	30-Apr-19	21	A Woodhouse	14.1	D	5.675	14-Mar-23	20	J Sismey	14.7	W	5.916	18-Oct-16
22	K Alcock	52.6	D	5.292	30-Apr-19	22	D Latham	13.9	D	5.594	14-Mar-23	20	J Lawson	14.7	D	5.916	14-Mar-23
23	D Edwards	52.5	D	5.282	30-Apr-19	23	R Lawson	13.7	D	5.514	14-Mar-23	23	L Williamson	14.5	D	5.836	30-Apr-19
23	L Williamson	52.5	D	5.282	30-Apr-19	24	A Stevenson	13.3	D	5.353	14-Mar-23	24	A Stevenson	14.2	D	5.715	14-Mar-23
25	D Hughes-Dowd	50.5	D	5.081	14-Mar-23	25	R Masters	13.2	W	5.313	18-Oct-16	25	M Martinez	13.8	D	5.554	30-Apr-19
25	D Latham	50.5	D	5.081	14-Mar-23	26	J Lamb	12.9	W	5.192	18-Oct-16	25	D Hughes-Dowd	13.8	D	5.554	14-Mar-23
27	M Martinez	48.9	D	4.920	30-Apr-19	27	D Edwards	12.7	W	5.111	18-Oct-16	27	A Woodhouse	13.7	D	5.514	14-Mar-23
28	R Masters	48.8	W	4.910	18-Oct-16	28	L Williamson	12.4	D	4.991	30-Apr-19	28	D Latham	12.4	D	4.991	14-Mar-23
29	A Woodhouse	47.4	D	4.769	14-Mar-23	29	M Martinez	11.5	D	4.628	30-Apr-19	29	R Masters	12.2	W	4.910	18-Oct-16
30	S Smith	38.0	W	3.823	18-Oct-16	30	S Smith	10.1	W	4.065	18-Oct-16	30	S Smith	10.1	W	4.065	18-Oct-16

### Monaco Best Off Chart 2 (Adults)

Open Wheel Fastest Laps					Enclosed Wheel Fastest Laps					Final Points					
Pos	Adult	Sec	W/D	MPH	Date	Pos	Adult	Sec	W/D	MPH	Date	Pos	Adult	PTS	Date
1	S Goodlip	8.56	D	8.463	14-Mar-23	1	A Smith	6.65	D	10.894	30-Apr-19	1	P Rees	4.0	18-Oct-16
2	A Smith	8.63	D	8.394	30-Apr-19	2	L Pateman	6.71	D	10.796	30-Apr-19	2	R Lawson	3.0	18-Oct-16
3	L Pateman	9.02	D	8.031	14-Mar-23	3	S Goodlip	6.89	D	10.514	14-Mar-23	2	L Pateman	3.0	30-Apr-19
4	A Davies	9.05	W	8.005	18-Oct-16	4	N Sismey	7.36	D	9.843	14-Mar-23	2	L Smith	3.0	14-Mar-23
5	C Bowles	9.07	D	7.987	14-Mar-23	5	R Litherland	7.45	D	9.724	14-Mar-23	2	D Hughes-Dowd	3.0	14-Mar-23
6	J Sismey	9.20	W	7.874	18-Oct-16	6	A Turnbull	7.48	D	9.685	30-Apr-19	6	D Turnbull	2.5	14-Mar-23
7	N Sismey	9.25	D	7.832	30-Apr-19	7	C Bowles	7.68	D	9.433	14-Mar-23	7	A Smith	2.0	30-Apr-19
8	D Garbett	9.29	D	7.798	30-Apr-19	8	D Garbett	7.71	D	9.396	30-Apr-19	7	S Goodlip	2.0	14-Mar-23
9	A Turnbull	9.30	D	7.790	14-Mar-23	9	G Peach	7.94	D	9.124	30-Apr-19	9	N Sismey	1.5	18-Oct-16
10	P Rees	9.40	D	7.707	30-Apr-19	10	P Rees	7.98	D	9.078	30-Apr-19	9	J Lamb	1.5	18-Oct-16
11	JJ Hughes-Dowd	9.41	D	7.699	14-Mar-23	11	J Lymer	8.19	D	8.845	30-Apr-19	9	A Turnbull	1.5	30-Apr-19
12	L Smith	9.56	D	7.578	14-Mar-23	12	L Blacker	8.47	D	8.553	14-Mar-23	9	K Alcock	1.5	30-Apr-19
13	J Lawson	9.76	D	7.422	14-Mar-23	13	D Turnbull	8.65	D	8.375	14-Mar-23	9	C Bowles	1.5	14-Mar-23
14	R Litherland	9.78	D	7.407	14-Mar-23	14	D Edwards	8.69	D	8.336	30-Apr-19	9	R Litherland	1.5	14-Mar-23
15	G Peach	10.10	D	7.173	30-Apr-19	15	L Smith	8.77	D	8.260	14-Mar-23	9	JJ Hughes-Dowd	1.5	14-Mar-23
16	D Hughes-Dowd	10.28	D	7.047	14-Mar-23	16	K Alcock	8.88	D	8.158	30-Apr-19	9	J Lawson	1.5	14-Mar-23
17	J Lymer	10.32	D	7.020	30-Apr-19	17	R Lawson	8.94	D	8.103	14-Mar-23	9	D Latham	1.5	14-Mar-23
18	K Alcock	10.36	D	6.993	30-Apr-19	18	JJ Hughes-Dowd	9.35	D	7.748	14-Mar-23	18	A Davies	1.0	18-Oct-16
19	D Turnbull	10.39	D	6.972	14-Mar-23	19	J Lawson	10.04	D	7.215	14-Mar-23	18	D Edwards	1.0	18-Oct-16
20	R Lawson	10.47	D	6.919	14-Mar-23	20	A Davies	10.07	W	7.194	18-Oct-16	18	D Garbett	1.0	30-Apr-19
21	D Edwards	10.64	D	6.809	30-Apr-19	21	A Stevenson	10.17	D	7.123	14-Mar-23	18	G Peach	1.0	14-Mar-23
22	A Woodhouse	10.92	D	6.634	14-Mar-23	22	L Williamson	10.18	D	7.116	30-Apr-19	22	J Sismey	0.5	18-Oct-16
23	D Latham	10.94	D	6.622	14-Mar-23	23	M Martinez	10.19	D	7.109	30-Apr-19	22	R Masters	0.5	18-Oct-16
24	R Masters	11.05	W	6.556	18-Oct-16	24	D Hughes-Dowd	10.67	D	6.789	14-Mar-23	22	L Williamson	0.5	18-Oct-16
25	J Lamb	11.14	W	6.503	18-Oct-16	25	J Sismey	10.70	W	6.770	18-Oct-16	22	J Lymer	0.5	30-Apr-19
26	M Martinez	11.50	D	6.299	30-Apr-19	26	J Lamb	11.35	W	6.383	18-Oct-16	22	L Blacker	0.5	30-Apr-19
27	L Williamson	11.76	D	6.160	30-Apr-19	27	D Latham	12.07	D	6.002	14-Mar-23	27	M Martinez	0.0	30-Apr-19
27	L Blacker	11.76	D	6.160	30-Apr-19	28	A Woodhouse	12.57	D	5.763	14-Mar-23	27	A Stevenson	0.0	14-Mar-23
29	A Stevenson	11.83	D	6.124	14-Mar-23	29	R Masters	12.61	W	5.745	18-Oct-16	27	A Woodhouse	0.0	14-Mar-23
30	S Smith	14.01	D	5.171	18-Oct-16	30	S Smith	14.04	D	5.160	18-Oct-16	27	S Smith	0.0	18-Oct-16





**Darryn Mutch also helped out at Race Control.**



**Thank you again to Russell Lawson for bringing along the biscuits!**




### Monaco Best Off Chart 1 (Juniors)

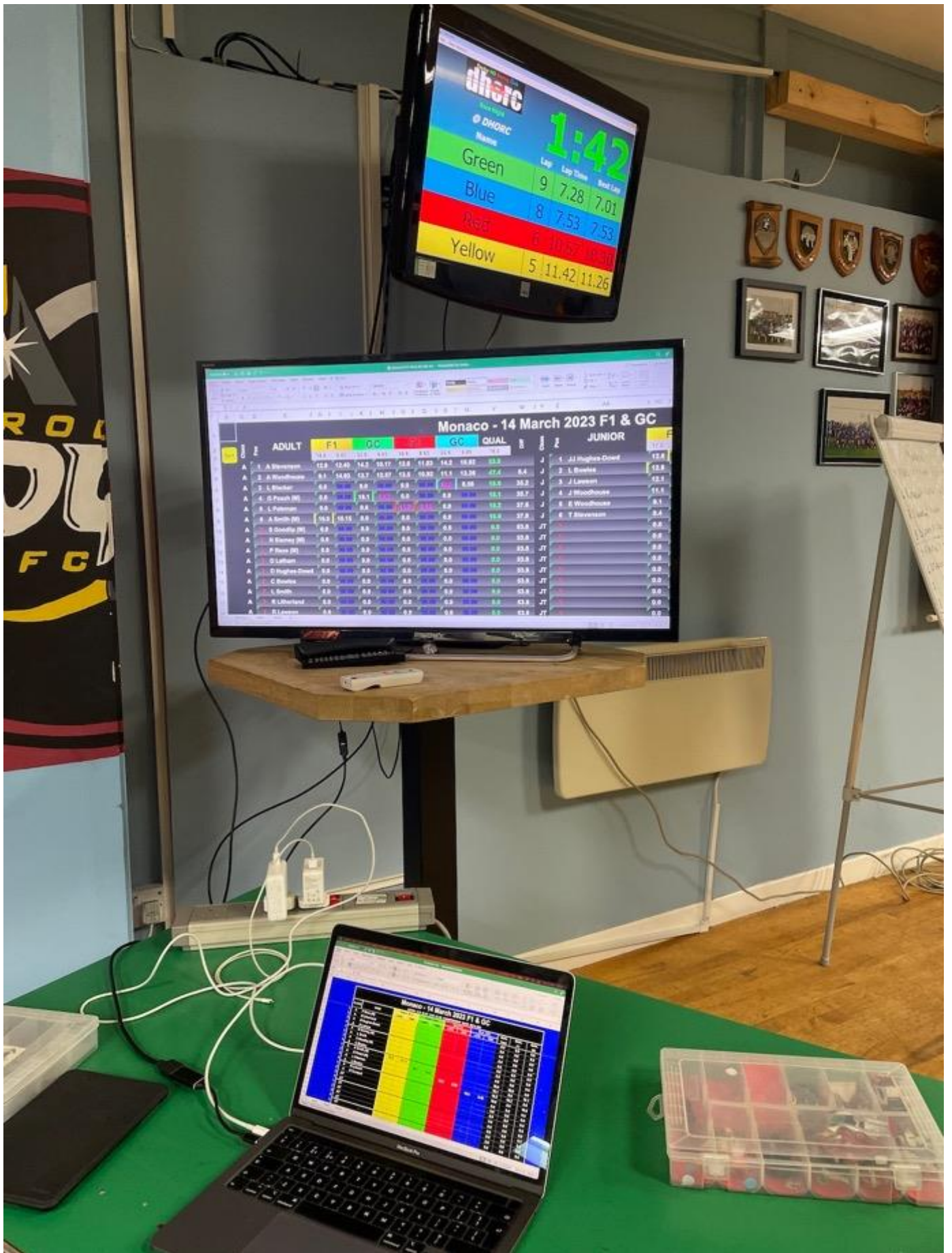
Qualifying					Open Wheel Race Laps					Enclosed Wheel Race Laps				
Pos	Adult	Laps	MPH	Date	Pos	Adult	Laps	MPH	Date	Pos	Adult	Laps	MPH	Date
1	A Turnbull	70.2	7.063	30-Apr-19	1	A Turnbull	17.2	6.922	30-Apr-19	1	R Litherland	19.4	7.808	18-Oct-16
2	R Litherland	61.8	6.218	18-Oct-16	2	F Holmes	15.7	6.319	18-Oct-16	1	A Turnbull	19.4	7.808	30-Apr-19
3	F Holmes	60.5	6.087	18-Oct-16	3	JJ Hughes-Dowd	14.8	5.956	14-Mar-23	3	F Holmes	17.6	7.083	18-Oct-16
4	JJ Hughes-Dowd	59.4	5.977	14-Mar-23	4	L Turnbull	14.4	5.795	30-Apr-19	4	J Martinez	16.9	6.802	30-Apr-19
5	L Bowles	58.0	5.836	14-Mar-23	5	R Litherland	14.3	5.755	18-Oct-16	5	JJ Hughes-Dowd	16.4	6.600	14-Mar-23
6	J Lawson	53.9	5.423	14-Mar-23	6	L Bowles	14.2	5.715	14-Mar-23	6	L Turnbull	16.2	6.520	30-Apr-19
6	L Turnbull	53.9	5.423	30-Apr-19	7	J Lawson	13.8	5.554	14-Mar-23	7	L Bowles	15.6	6.278	14-Mar-23
8	G Reyes-England	48.4	4.870	30-Apr-19	8	G Reyes-England	13.0	5.232	18-Oct-16	8	G Reyes-England	15.5	6.238	30-Apr-19
9	J Woodhouse	46.4	4.669	14-Mar-23	9	J Woodhouse	12.8	5.152	14-Mar-23	9	J Elmore	15.1	6.077	18-Oct-16
10	J Elmore	46.3	4.658	18-Oct-16	10	J Martinez	11.8	4.749	30-Apr-19	10	J Lawson	14.7	5.916	14-Mar-23
11	D Paul	44.7	4.498	18-Oct-16	11	E Woodhouse	11.6	4.669	14-Mar-23	11	D Paul	13.3	5.353	18-Oct-16
12	J Martinez	43.3	4.357	30-Apr-19	12	D Paul	11.5	4.628	18-Oct-16	12	J Woodhouse	13.0	5.232	14-Mar-23
13	S Bowman	41.9	4.216	30-Apr-19	13	J Elmore	11.2	4.508	18-Oct-16	13	E Woodhouse	11.8	4.749	14-Mar-23
14	E Woodhouse	40.9	4.115	14-Mar-23	14	H Smith	10.8	4.347	18-Oct-16	14	S Bowman	11.5	4.628	30-Apr-19
15	T Stevenson	39.4	3.964	14-Mar-23	15	S Bowman	10.2	4.105	30-Apr-19	15	T Stevenson	11.1	4.467	14-Mar-23
16	H Smith	38.7	3.894	18-Oct-16	16	T Stevenson	9.5	3.823	14-Mar-23	16	H Smith	10.3	4.145	18-Oct-16
17	S Martinez	22.6	2.274	30-Apr-19	17	S Martinez	5.4	2.173	30-Apr-19	17	S Martinez	6.8	2.737	30-Apr-19

### Monaco Best Off Chart 2 (Juniors)

Open Wheel Fastest Laps					Enclosed Wheel Fastest Laps					Final Points			
Pos	Adult	Sec	MPH	Date	Pos	Adult	Sec	MPH	Date	Pos	Adult	PTS	Date
1	R Litherland	9.64	7.515	18-Oct-16	1	A Turnbull	7.76	9.335	30-Apr-19	1	G Reyes-England	3.0	18-Oct-16
2	F Holmes	9.66	7.499	18-Oct-16	2	L Bowles	8.66	8.365	14-Mar-23	1	A Turnbull	3.0	30-Apr-19
3	A Turnbull	9.94	7.288	30-Apr-19	3	R Litherland	8.80	8.232	18-Oct-16	1	J Martinez	3.0	30-Apr-19
4	JJ Hughes-Dowd	9.99	7.252	14-Mar-23	4	F Holmes	9.08	7.978	18-Oct-16	4	J Woodhouse	2.5	14-Mar-23
5	J Lawson	10.01	7.237	14-Mar-23	5	JJ Hughes-Dowd	9.35	7.748	14-Mar-23	5	F Holmes	2.0	18-Oct-16
6	L Bowles	10.46	6.926	14-Mar-23	6	J Martinez	9.46	7.658	30-Apr-19	5	JJ Hughes-Dowd	2.0	14-Mar-23
7	J Woodhouse	10.60	6.834	14-Mar-23	7	J Elmore	9.74	7.438	18-Oct-16	7	R Litherland	1.5	18-Oct-16
8	L Turnbull	10.87	6.665	30-Apr-19	7	G Reyes-England	9.74	7.438	30-Apr-19	7	D Paul	1.5	18-Oct-16
9	J Martinez	11.15	6.497	30-Apr-19	9	L Turnbull	9.88	7.332	30-Apr-19	7	L Turnbull	1.5	30-Apr-19
10	D Paul	12.18	5.948	18-Oct-16	10	J Lawson	10.04	7.215	14-Mar-23	7	J Lawson	1.5	14-Mar-23
11	H Smith	12.40	5.842	18-Oct-16	11	D Paul	11.33	6.394	18-Oct-16	7	E Woodhouse	1.5	14-Mar-23
12	G Reyes-England	12.60	5.749	18-Oct-16	12	J Woodhouse	11.39	6.360	14-Mar-23	12	H Smith	1.0	18-Oct-16
13	E Woodhouse	13.13	5.517	14-Mar-23	13	T Stevenson	11.57	6.261	14-Mar-23	12	S Bowman	1.0	30-Apr-19
14	J Elmore	13.48	5.374	18-Oct-16	14	S Bowman	12.04	6.017	30-Apr-19	12	L Bowles	1.0	14-Mar-23
15	S Bowman	13.53	5.354	30-Apr-19	15	H Smith	12.07	6.002	18-Oct-16	12	T Stevenson	1.0	14-Mar-23
16	T Stevenson	14.91	4.859	14-Mar-23	16	E Woodhouse	12.11	5.982	14-Mar-23	16	S Martinez	0.5	30-Apr-19
17	S Martinez	26.11	2.775	30-Apr-19	17	S Martinez	19.32	3.750	30-Apr-19	16	J Elmore	0.5	18-Oct-16







What would DHORC do without Excel and Race Coordinator?

# Championship Tables



Those All Important  
**Points!**





Junior 'B' Final (all pictures from left to right) Timmy (6<sup>th</sup>), winner Jenson Woodhouse and Ellis (5<sup>th</sup>)





DHORC Championship 2023				
Pos	Competitor	Total	Best (75%)	Diff
	Name	29	22	
(Adult)		Scores	Scores	
1	A Smith (M)	199	199	
2	S Goodlip (M)	192	192	7
3	L Pateman	182	182	10
4	N Sismey (M)	162	162	20
5	P Rees (M)	152	152	10
6	A Turnbull	142	142	10
7	G Peach (M)	132	132	10
8	D Turnbull	121	121	11
9	R Litherland	112	112	9
10	L Blacker	108	108	4
11	JJ Hughes-Dowd	98	98	10
12	D Hughes-Dowd	92	92	6
13	S Gray (M)	86	86	6
14	C Bowles	83	83	3
15	D Latham	76	76	7
16	L Bowles	70	70	6
17	R Lawson	61	61	9
18	J Lawson	58	58	3
19	D Garbett (M)	49	49	9
20	S Smith	38	38	11
21	H Smith	36	36	2
22	M Dutson	32	32	4
23	A Stevenson	31	31	1
24	A Woodhouse	30	30	1
	L Smith			
26	A Thompson	15	15	7
Pos	(Juniors)	Total	75%	Diff
1	L Bowles	231	231	
2	JJ Hughes-Dowd	198	198	33
3	T Stevenson	121	121	77
4	J Lawson	107	107	14
5	E Doyle	97	97	10
6	H Smith	66	66	31
7	J Woodhouse	59	59	7
8	E Woodhouse	56	56	3
9	J Thomson	29	29	27
Pos	(Masters)	Total	75%	Diff
1	A Smith (M)	216	216	
2	S Goodlip (M)	204	204	12
3	N Sismey (M)	175	175	29
4	P Rees (M)	166	166	9
5	G Peach (M)	148	148	18
6	S Gray (M)	110	110	38
7	D Garbett (M)	57	57	53

DHORC Challenge 2023				
Pos	Competitor	Wins	Results	
	Name		(29)	Turn Up
(Adult)			Points	Rate
1	S Goodlip (M)	5	13.5	100.00%
2	D Hughes-Dowd	3	12.5	100.00%
3	L Blacker	4	12.0	100.00%
4	P Rees (M)	3	11.0	100.00%
5	G Peach (M)	3	10.0	100.00%
6	A Smith (M)	3	9.0	100.00%
7	A Turnbull	1	8.0	100.00%
8	S Gray (M)	2	7.0	80.00%
8	L Pateman	2	7.0	100.00%
10	D Turnbull	1	6.5	100.00%
11	L Bowles	1	5.5	75.00%
11	N Sismey (M)	0	5.5	100.00%
13	JJ Hughes-Dowd	0	5.0	100.00%
13	R Litherland	0	5.0	80.00%
15	H Smith	1	4.5	40.00%
16	C Bowles	0	4.0	60.00%
16	D Latham	0	4.0	100.00%
18	R Lawson	0	3.5	100.00%
18	J Lawson	0	3.5	100.00%
20	L Smith	1	3.0	100.00%
21	S Smith	0	2.0	40.00%
22	D Garbett (M)	0	1.5	40.00%
23	A Stevenson	0	0.0	40.00%
23	A Woodhouse	0	0.0	50.00%
23	A Thompson	0	0.0	25.00%
23	M Dutson	0	0.0	66.67%
Pos	(Junior)	Wins	Points	Rate
1	JJ Hughes-Dowd	2	9.5	100.00%
2	L Bowles	4	9.0	100.00%
3	J Lawson	0	3.5	100.00%
3	J Woodhouse	1	3.5	50.00%
5	T Stevenson	0	2.5	80.00%
6	E Woodhouse	0	2.0	50.00%
7	H Smith	0	1.5	40.00%
7	E Doyle	0	1.5	75.00%
7	J Thomson	0	1.5	25.00%





Junior 'A' Final, Jenson (4<sup>th</sup>), Lewis (3<sup>rd</sup>), winner JJ and Jacob (2<sup>nd</sup>)



DHORC Championship 2023									
Pos	Competitor	MIA F1	INT GC	CP F1	CP GC	MON F1	Total	Best (75%)	Diff
	Name	1	2	3	4	5	29	22	
	(Adult)	10-Jan	31-Jan	21-Feb	21-Feb	14-Mar	Scores	Scores	
1	A Smith (M)	39	45	48	33	34	199	199	
2	S Goodlip (M)	29	38	31	45	49	192	192	7
3	L Pateman	49	31	29	41	32	182	182	10
4	N Sismey (M)	27	29	34	34	38	162	162	20
5	P Rees (M)	34	26	38	27	27	152	152	10
6	A Turnbull	28	34	29	23	28	142	142	10
7	G Peach (M)	24	27	28	28	25	132	132	10
8	D Turnbull	22	25	25	25	24	121	121	11
9	R Litherland	31	DNS	26	29	26	112	112	9
10	L Blacker	23	21	22	24	18	108	108	4
11	JJ Hughes-Dowd	19	16	18	22	23	98	98	10
12	D Hughes-Dowd	20	17	19	17	19	92	92	6
13	S Gray (M)	21	22	24	19	DNS	86	86	6
14	C Bowles	26	28	DNS	DNS	29	83	83	3
15	D Latham	DNS	18	23	18	17	76	76	7
16	L Bowles	DNS	23	21	26	DNS	70	70	6
17	R Lawson	DNS	DNS	20	20	21	61	61	9
18	J Lawson	DNS	DNS	17	21	20	58	58	3
19	D Garbett (M)	25	24	DNS	DNS	DNS	49	49	9
20	S Smith	18	20	DNS	DNS	DNS	38	38	11
21	H Smith	17	19	DNS	DNS	DNS	36	36	2
22	M Dutson	DNS	DNS	16	16	DNS	32	32	4
23	A Stevenson	16	DNS	DNS	DNS	15	31	31	1
24	A Woodhouse	DNS	14	DNS	DNS	16	30	30	1
25	L Smith	DNS	DNS	DNS	DNS	22	22	22	8
26	A Thompson	DNS	15	DNS	DNS	DNS	15	15	7
Pos	(Juniors)	659	660	661	662	663	Total	75%	Diff
1	L Bowles	49	47	50	50	35	231	231	
2	JJ Hughes-Dowd	39	35	38	38	48	198	198	33
3	T Stevenson	31	DNS	31	31	28	121	121	77
4	J Lawson	DNS	DNS	34	34	39	107	107	14
5	E Doyle	DNS	39	29	29	DNS	97	97	10
6	H Smith	34	32	DNS	DNS	DNS	66	66	31
7	J Woodhouse	DNS	28	DNS	DNS	31	59	59	7
8	E Woodhouse	DNS	27	DNS	DNS	29	56	56	3
9	J Thomson	DNS	29	DNS	DNS	DNS	29	29	27
Pos	(Masters)	659	660	661	662	663	Total	75%	Diff
1	A Smith (M)	48	46	50	38	34	216	216	
2	S Goodlip (M)	35	42	31	46	50	204	204	12
3	N Sismey (M)	31	34	34	38	38	175	175	29
4	P Rees (M)	39	29	38	29	31	166	166	9
5	G Peach (M)	28	31	29	31	29	148	148	18
6	S Gray (M)	27	27	28	28	DNS	110	110	38
7	D Garbett (M)	29	28	DNS	DNS	DNS	57	57	53





'Early G' Final, winner and 18<sup>th</sup> overall Andrew with Alan in 19<sup>th</sup>

## DHORC Final Challenge 2023

Pos	Competitor	Wins	MIA F1	INT GC	CP F1	CP GC	MON F1	Results	
	Name		1	2	3	4	5	(29)	Turn Up
	(Adult)		10-Jan	31-Jan	21-Feb	21-Feb	14-Mar	Points	Rate
1	S Goodlip (M)	5	3.5	1.5	4.5	2.0	2.0	13.5	100.00%
2	D Hughes-Dowd	3	3.5	1.5	3.0	1.5	3.0	12.5	100.00%
3	L Blacker	4	1.5	0.5	3.0	6.5	0.5	12.0	100.00%
4	P Rees (M)	3	3.0	3.5	1.5	0.5	2.5	11.0	100.00%
5	G Peach (M)	3	2.5	2.5	1.0	3.0	1.0	10.0	100.00%
6	A Smith (M)	3	1.5	2.0	2.0	2.5	1.0	9.0	100.00%
7	A Turnbull	1	1.0	3.0	1.5	1.5	1.0	8.0	100.00%
8	S Gray (M)	2	2.5	1.0	2.5	1.0	DNS	7.0	80.00%
8	L Pateman	2	2.0	0.5	0.5	1.5	2.5	7.0	100.00%
10	D Turnbull	1	1.0	1.0	1.0	1.0	2.5	6.5	100.00%
11	L Bowles	1	DNS	3.5	0.5	1.5	DNS	5.5	75.00%
11	N Sismey (M)		0.5	1.5	1.0	1.0	1.5	5.5	100.00%
13	JJ Hughes-Dowd		1.0	1.0	0.5	1.0	1.5	5.0	100.00%
13	R Litherland		0.5	DNS	1.5	1.5	1.5	5.0	80.00%
15	H Smith	1	1.5	3.0	DNS	DNS	DNS	4.5	40.00%
16	C Bowles		1.5	1.0	DNS	DNS	1.5	4.0	60.00%
16	D Latham		DNS	0.5	1.5	0.5	1.5	4.0	100.00%
18	R Lawson		DNS	DNS	1.5	1.5	0.5	3.5	100.00%
18	J Lawson		DNS	DNS	1.5	0.5	1.5	3.5	100.00%
20	L Smith	1	DNS	DNS	DNS	DNS	3.0	3.0	100.00%
21	S Smith		0.5	1.5	DNS	DNS	DNS	2.0	40.00%
22	D Garbett (M)		1.0	0.5	DNS	DNS	DNS	1.5	40.00%
23	A Stevenson		0.0	DNS	DNS	DNS	0.0	0.0	40.00%
23	A Woodhouse		DNS	0.0	DNS	DNS	0.0	0.0	50.00%
23	A Thompson		DNS	0.0	DNS	DNS	DNS	0.0	25.00%
23	M Dutson		DNS	DNS	0.0	0.0	DNS	0.0	66.67%
Pos	(Junior)	Wins	659	660	661	662	663	Points	Rate
1	JJ Hughes-Dowd	2	1.5	3.0	1.5	1.5	2.0	9.5	100.00%
2	L Bowles	4	2.0	2.0	2.0	2.0	1.0	9.0	100.00%
3	J Lawson		DNS	DNS	1.0	1.0	1.5	3.5	100.00%
3	J Woodhouse	1	DNS	1.0	DNS	DNS	2.5	3.5	50.00%
5	T Stevenson		0.5	DNS	0.5	0.5	1.0	2.5	80.00%
6	E Woodhouse		DNS	0.5	DNS	DNS	1.5	2.0	50.00%
7	H Smith		1.0	0.5	DNS	DNS	DNS	1.5	40.00%
7	E Doyle		DNS	1.5	0.0	0.0	DNS	1.5	75.00%
7	J Thomson		DNS	1.5	DNS	DNS	DNS	1.5	25.00%
Turn Up Rates			100.00%	90.00%	69.70%	69.70%	73.53%	AVE	78.95%





Adult 'F' Final, Denis (17<sup>th</sup>) and winner Dan Hughes-Dowd

# Members' Statistics

## ADULT STATISTICS 1992-2023 - AFTER DHORC 663

Sheet 1 of 5 (Note: Highlighted Names are Current 2023 Members, CS = Best Consecutive Results)

MEETINGS (Junior & Adult)		RACES (Junior & Adult)		DRIVER RANKING		FINALS WON					
ATTENDED		COMPLETED		RANKING		WON					
Pos	ADULT	No	Pos	ADULT	No	Pos	ADULT	No	CS		
1	P REES	648	1	P REES	3,762	1	* A SMITH	2,088	1	L PATEMAN	273 (5)
2	N SISMEY	610	2	N SISMEY	3,441	2	* J SISMEY	2,750	2	P REES	237 (3)
3	L PATEMAN	573	3	L PATEMAN	3,278	3	* W LANDER	2,838	3	S GOODLIP	169 (4)
4	G PEACH	437	4	G PEACH	2,469	4	* L PATEMAN	2,950	4	N SISMEY	168 (2)
5	P BARBER	363	5	P BARBER	2,102	5	* S GOODLIP	3,538	5	M CHADWICK	117 (3)
5	S GOODLIP	363	6	S GOODLIP	1,982	6	* M CHADWICK	3,813	6	J SISMEY	103 (4)
7	A McPEAKE	299	7	A BULLOCK	1,802	7	* J TAGUE	4,538	7	G PEACH	95 (2)
8	A BULLOCK	292	8	A McPEAKE	1,658	8	* A TURNBULL	4,988	8	L SMITH	88 (3)
9	M CHADWICK	287	9	R MASTERS	1,598	9	* T MEASHAM	5,113	9	D McPEAKE	77 (2)
10	R MASTERS	280	10	M CHADWICK	1,537	10	* J NEALE	5,200	10	A SMITH	74 (5)
11	N LAMBERT	269	11	C ROYTHORNE	1,513	11	* C BOWLES	5,475	11	A McPEAKE	66 (2)
12	C ROYTHORNE	249	12	N LAMBERT	1,479	12	* N SISMEY	5,513	11	A BULLOCK	66 (2)
13	D McPEAKE	245	13	D McPEAKE	1,366	13	* P REES	5,950	13	J TAGUE	64 (2)
14	R SEAMAN	235	14	R SEAMAN	1,313	14	* K LYE	6,063	14	N LAMBERT	61 (2)
15	J SISMEY (331)	211	15	J SISMEY (1,957)	1,303	15	* R LITHERLAND	6,325	14	M ALLSOPP	61 (3)
16	L SMITH (265)	210	16	L SMITH (1,643)	1,291	16	* C ROYTHORNE	6,350	16	R SEAMAN	60 (2)
17	M ALLSOPP	203	17	M ALLSOPP	1,265	17	* D GARBETT	6,450	17	W LANDER	56 (2)
18	D TURNBULL	191	18	D TURNBULL	1,053	18	* A McPEAKE	6,488	18	C ROYTHORNE	55 (2)
19	J LAMB	179	19	J LAMB	1,048	19	* R SEAMAN	6,550	19	R MASTERS	54 (2)
20	P LEVERS	166	20	S ANAND	976	20	* R BLAKE	7,125	20	S ANAND	53 (3)
21	J TAGUE	165	21	P LEVERS	957	21	* G PEACH	7,225	21	J LAMB	49 (3)
22	A SMITH	162	22	J LYMER	948	22	* T CHADWICK	7,250	22	P LEVERS	48 (2)
23	S ANAND	154	23	J TAGUE	858	22	* S ANAND	7,250	23	A HOLLIDAY	43 (3)
24	J LYMER	146	24	K ALCOCK	848	24	* A BULLOCK	7,438	24	I BRENTNALL	41 (3)
25	D EDWARDS	139	25	A SMITH	835	25	* M ALLSOPP	7,488	24	P BARBER	41 (2)
26	K ALCOCK	131	26	D EDWARDS	801	26	* R CROSSLAND	8,175	26	J LYMER	38 (2)
27	A HOLLIDAY	121	27	G WESTON	682	27	* L SMITH	8,400	27	G WESTON	33 (2)
28	L EDWARDS	116	28	A HOLLIDAY	673	28	* D McPEAKE	8,563	28	K ALCOCK	30 (3)
29	G WESTON	113	29	W LANDER	661	29	* D BRENTNALL	8,838	29	D EDWARDS	29 (2)
30	C HENRY	109	30	L EDWARDS	654	30	* K PAYNE	8,850	29	D GARBETT	29 (2)
30	D GARBETT	109	31	J HOLMES	639	31	* J ROYTHORNE	8,938	31	B JOHNSON	28 (3)
32	C BOWLES (182)	105	32	C HENRY	552	32	* J LEVERS	9,063	31	C BOWLES	28 (2)
33	W LANDER	104	33	C BOWLES (936)	534	33	* D TURNBULL	9,113	31	D TURNBULL	28 (3)
34	S SMITH	99	34	S SMITH	533	34	* A DAVIES	9,138	34	R BLAKE	26 (2)
35	J HOLMES	98	35	D GARBETT	523	35	* P LEVERS	9,188	34	A TURNBULL	26 (2)
36	R LAWSON	97	36	R LAWSON	515	36	* J LYMER	9,288	34	L BLACKER	26 (3)
37	B JOHNSON	96	37	I BRENTNALL	511	37	* L BLACKER	9,600	37	D BRENTNALL	25 (5)
38	I BRENTNALL	94	38	B JOHNSON	509	38	* S PANK	9,775	37	M ROGERS	25 (3)
39	T DINGLEY	87	39	R CROSSLAND	456	39	* D PASSELL	9,850	37	J HOLMES	25
40	S GRAY	82	40	T DINGLEY	455	40	* J LAMB	10,063	40	J NEALE	24 (2)
41	R CROSSLAND	81	41	J ROYTHORNE	432	41	* T DINGLEY	10,125	41	J LEVERS	22 (3)
42	A STAMPER	76	42	S GRAY	386	42	* I BRENTNALL	10,325	41	R CROSSLAND	22 (2)
43	A TURNBULL (222)	70	43	R BLAKE	383	43	* M KNIGHTON	10,363	43	S MINNIS	21 (3)
44	S PANK	69	44	A STAMPER	366	44	* G WESTON	10,375	43	S PANK	21 (2)
44	J ROYTHORNE	69	45	S PANK	364	45	* D EDWARDS	10,438	43	T DINGLEY	21
46	S MINNIS	67	46	J LITHERLAND	357	46	* M ROGERS	10,463	46	J ROYTHORNE	20 (2)
47	R BLAKE	62	47	S MINNIS	356	47	* S MINNIS	11,400	47	C HENRY	19
48	J LITHERLAND	61	48	A TURNBULL (1,233)	328	48	* J HOLMES	12,350	48	A FEARN	18 (2)
48	L BLACKER	61	49	J LEVERS	322	49	* A HOLLIDAY	12,413	49	S LANDER	14 (2)
50	J NEALE	60	50	A FEARN (380)	319	50	* B JOHNSON	12,500	50	T CHADWICK	13 (2)

(Driver Ranking = Average Position in Qualifying, Final Position, Fastest Lap & Race Laps Over Last 20 club nights)





Adult 'D' Final, Dan (15<sup>th</sup>), Jacob (14<sup>th</sup>), winner Liam and Lewis (16<sup>th</sup>)



## ADULT STATISTICS 1992-2023 - AFTER DHORC 663

Sheet 2 of 5 (Note: Highlighted Names are Current 2023 Members, CS = Best Consecutive Results)

MEETINGS (Junior & Adult)		RACES (Junior & Adult)		DRIVER		FINALS						
ATTENDED		COMPLETED		RANKING		WON						
Pos	ADULT	No	Pos	ADULT	No	Pos	ADULT	No	CS			
51	M ROGERS	57	51	J NEALE	318	51	* K ALCOCK	12.613	51	J HITCHCOCK	12	(2)
52	J LEVERS	53	52	M ROGERS	308	51	* S GRAY	12.613	51	P FOXLEY	12	(2)
53	G SCHULE	52	53	M MARTINEZ	289	53	* A FEARN	12.625	53	T MEASHAM	11	
54	A FEARN	49	54	L BLACKER	278	54	0 M STURGESS	12.675	53	R LITHERLAND	11	(2)
54	M MARTINEZ	49	55	K LYE	263	55	* N LAMBERT	12.950	55	D WALKER	10	
56	D OLIVER	45	56	G SCHULE	258	56	* P FOXLEY	12.963	55	D PASSELL	10	(2)
57	D WALKER	42	57	C BULLOCK (639)	248	57	* G SCHULE	13.238	55	L EDWARDS	10	
57	K LYE	42	58	D BRETNALL	225	58	* R LAWSON	13.300	55	S SMITH	10	
59	D BRETNALL	41	58	T CHADWICK (999)	225	59	* J TETLEY	13.313	55	S GRAY	10	
60	R LITHERLAND (189)	37	60	D OLIVER	216	60	* C HENRY	13.763	60	S DUNN	9	(2)
61	M KNIGHTON	36	61	D WALKER	212	61	* D GREEN	13.850	60	K LYE	9	
61	T CHADWICK (183)	36	62	A DAVIES	211	62	* S SMITH	14.213	62	G LAMBERT	8	(4)
61	C BULLOCK (102)	36	63	T MEASHAM (758)	208	63	* A STAMPER	14.300	62	J LITHERLAND	8	
64	S DUNN	35	64	M KNIGHTON	206	64	* R MASTERS	14.325	62	C COOPER	8	
65	D PASSELL	34	65	J CHELL	202	65	* M HOLLAND	14.375	62	R LAWSON	8	
65	A DAVIES	34	66	D PASSELL	191	66	* N CHATTLE	14.488	66	R CHADWICK	7	(2)
65	A THOMPSON	34	67	S DUNN	183	67	* J LITHERLAND	14.550	66	A DAVIES	7	
68	T MEASHAM (126)	33	68	P FOXLEY	172	68	* B BRUCE	14.563	68	M JUBB	6	
69	G LAMBERT	32	69	G LAMBERT	168	69	* L EDWARDS	14.800	68	A STAMPER	6	
69	P FOXLEY	32	70	M STURGESS	163	70	* C BULLOCK	15.138	68	C BULLOCK	6	
71	J CHELL	30	71	A THOMPSON	158	71	* D OLIVER	15.688	68	K PAYNE	6	
72	M STURGESS	29	72	S SUMNER	157	72	* S DUNN	15.963	68	J TETLEY	6	(2)
73	R HITCHCOCK	27	73	B BRUCE	148	73	* G LAMBERT	16.175	68	T BALDOCK	6	
73	R CHADWICK	27	74	R CHADWICK	146	74	* A THOMPSON	16.250	68	H SMITH	6	
75	S SUMNER	26	75	J TETLEY	143	75	* S SUMNER	16.425	75	C SCHOFIELD	5	(2)
76	B BRUCE	25	76	K PAYNE	140	76	0 M MARTINEZ	16.763	75	AJ McPEAKE	5	(2)
77	C STANNARD	24	77	R HITCHCOCK	138	77	* J CHELL	17.138	75	I HOLLAND	5	
78	I HOLLAND	23	78	R LITHERLAND (1,047)	130	78	* C STANNARD	17.325	75	M TANSLEY	5	
78	J HITCHCOCK	23	79	M HOLLAND	129	79	* R HITCHCOCK	18.063	75	D OLIVER	5	
78	C SCHOFIELD	23	80	J HITCHCOCK	127	80	* C SCHOFIELD	18.113	75	D GREEN	5	
78	D GREEN	23	81	C SCHOFIELD	124	81	* D WALKER	18.163	75	J CHELL	5	
78	M HOLLAND	23	82	I HOLLAND	120	82	* P BARBER	18.938	75	R JAMES	5	
78	K PAYNE	23	82	D GREEN	120	83	* J HITCHCOCK	21.388	83	S REVITT	4	(2)
84	J TETLEY	21	84	N CHATTLE	119	84	* R CHADWICK	22.013	83	R HITCHCOCK	4	
85	N CHATTLE	20	85	S LANDER	118	85	* I HOLLAND	22.288	83	M KNIGHTON	4	
86	M JUBB	19	85	C STANNARD	118	N/A	T BALDOCK	2.583	83	M STURGESS	4	
87	C CARRINGTON	18	87	T HAGUES	111	N/A	S REVITT	3.792	83	M BLOOD	4	
87	T HAGUES	18	88	R JAMES	105	N/A	S LANDER	4.485	88	S PATCHING	3	
87	M DUTSON	18	89	C CARRINGTON	100	N/A	AJ McPEAKE	6.699	88	C NORRIS	3	
90	N MAFFIN	17	90	M JUBB	99	N/A	A HUGHES	6.792	88	J HENRY	3	
90	S LANDER	17	91	C BRADFORD	97	N/A	S WHITE	8.000	88	C CARRINGTON	3	
90	P MELLOR	17	92	P MELLOR	93	N/A	C SLATER	9.250	88	A HUGHES	3	
90	C BRADFORD	17	93	N MAFFIN	82	N/A	L BOWLES	10.300	88	M HOLLAND	3	
90	C COOPER	17	94	P COCKBILL	81	N/A	S SIDDANS	10.417	88	C STANNARD	3	
95	P COCKBILL	16	95	D LEVERTON	75	N/A	J KELLY	10.500	88	JJ HUGHES-DOWD	3	
96	R JAMES	15	96	M TANSLEY	73	N/A	J HENRY	11.000	88	D HUGHES-DOWD	3	
97	M TANSLEY	14	97	YAN SHEN	68	N/A	F HOLMES	11.194	97	H VD HEUVEL	2	(2)
98	J KELLY	13	98	J KELLY	67	N/A	C COOPER	11.500	97	J KELLY	2	
98	D LEVERTON	13	99	S REVITT	63	N/A	M BLOOD	11.639	97	C SLATER	2	(2)
98	D HUGHES-DOWD	13	100	M WATTS (130)	61	N/A	C ATKINSON	12.125	97	YAN SHEN	2	





Adult 'D' Final, Liam (12<sup>th</sup>), winner Dan, JJ (11<sup>th</sup>) and Russell (13<sup>th</sup>)



Adult 'C' Final, Dan (10<sup>th</sup>), Reuben (8<sup>th</sup>), winner Phil and Geoff (9<sup>th</sup>) – Photo Lee Pateman



### ADULT STATISTICS 1992-2023 - AFTER DHORC 663

Sheet 3 of 5 (Note: Highlighted Names are Current 2023 Members, CS = Best Consecutive Results)

MEETINGS (Junior & Adult)			RACES (Junior & Adult)			DRIVER RANKING			FINALS WON			
ATTENDED			COMPLETED			ADULT			ADULT			
Pos	ADULT	No	Pos	ADULT	No	Pos	ADULT	SCORE	Pos	ADULT	No	CS
101	S REVITT	12	100	C COOPER	61	N/A	H SMITH	12.438	97	I HALL	2	
101	P PURKIS	12	102	J McDONALD (98)	60	N/A	J MELLOR	12.650	97	S SUMNER	2	
101	M WATTS (25)	12	103	M BLOOD	58	N/A	J LAWSON	12.659	97	B BRUCE	2	
101	T STACEY	12	103	W BLURTON	58	N/A	A DOBBINS	12.925	97	C BRADFORD	2	
105	AJ McPEAKE (76)	11	103	F HOLMES (827)	58	N/A	JJ HUGHES-DOWD	13.227	97	M MARTINEZ	2	
105	YAN SHEN	11	106	I HALL	57	N/A	P WRIGHT	13.250	106	R GILLARD	1	
105	J LAWSON (81)	11	106	T STACEY	57	N/A	T STACEY	13.271	106	D ROYTHORNE	1	
105	JJ HUGHES-DOWD (24)	11	108	T CASH	54	N/A	P ZIMMERMAN	13.500	106	P COCKBILL	1	
109	R GILLARD	10	108	M DUTSON	54	N/A	M TANSLEY	13.500	106	J JOHNSON	1	
109	A DOBBINS	10	110	N WRIGHT	52	N/A	L COPLEY	13.500	106	G SCHULE	1	
109	I HALL	10	111	AJ McPEAKE (376)	50	N/A	N WRIGHT	13.556	106	M WATTS	1	
109	J McDONALD (16)	10	111	T BALDOCK	50	N/A	C WILKINSON	14.083	106	B GEBAUERS	1	
109	A STEVENSON	10	113	R GILLARD	49	N/A	C CARRINGTON	14.111	106	G CLARK	1	
114	N WRIGHT	9	113	A DOBBINS	49	N/A	K JEFFRIES	14.688	106	L COPLEY	1	
114	M BLOOD	9	113	D KENNING	49	N/A	Da BUCKLEY	14.844	106	A DOBBINS	1	
114	T BALDOCK	9	116	D HUGHES-DOWD	48	N/A	S ALLDREAD	14.917	106	C WILKINSON	1	
114	T CASH	9	117	P PURKIS	47	N/A	B COOK	15.000	106	R HILL	1	
114	F HOLMES (139)	9	118	A LEE	46	N/A	J FLETCHER	15.125	106	N CHATTLE	1	
119	C NORRIS	8	118	Z MIDDLETON	46	N/A	M DUTSON	15.361	106	C ATKINSON	1	
119	Da BUCKLEY	8	120	Da BUCKLEY	43	N/A	A STEVENSON	15.425	106	A THOMPSON	1	
119	W BLURTON	8	121	A HUGHES (414)	42	N/A	W BLURTON	15.438	106	A LEE	1	
119	D KENNING	8	122	P WRIGHT	40	N/A	R HEATON	15.500	106	D LLOYD	1	
119	H SMITH (107)	8	123	G CLARK	39	N/A	R GILLARD	15.575	106	Z MIDDLETON	1	
124	S PATCHING	7	124	S PATCHING	38	N/A	R JAMES	15.617	106	T STACEY	1	
124	G CLARK	7	124	C NORRIS	38	N/A	A WOODHOUSE	15.688	106	F HOLMES	1	
124	J HENRY (134)	7	126	J HENRY (895)	37	N/A	G CLARK	15.750	106	J McDONALD	1	
124	R HILL	7	127	C WILKINSON	35	N/A	L HENDERSON	15.750	106	J LAWSON	1	
124	L ELMORE	7	127	YUAN ZHI	35	N/A	A LEE	15.833	106	L BOWLES	1	
129	D HARROP	6	127	L ELMORE	35	N/A	D LEVERTON	15.846				
129	D HART	6	130	A STEVENSON	34	N/A	R SPENCER	15.850				
129	P WRIGHT	6	131	D BUCKLEY	33	N/A	YUAN ZHI	15.875				
129	C WILKINSON	6	132	R HILL	32	N/A	D LATHAM	15.938				
129	A HUGHES (67)	6	133	D HART	30	N/A	R HILL	16.071				
129	Ch HOLLAND	6	133	D HARROP	30	N/A	S KERR	16.083				
129	D BUCKLEY	6	133	Ch HOLLAND	30	N/A	P COCKBILL	16.156				
129	YUAN ZHI	6	136	St BOWMAN	29	N/A	D LLOYD	16.167				
129	A LEE	6	136	C BLURTON	29	N/A	S PATCHING	16.179				
129	Z MIDDLETON	6	138	R SPENCER	28	N/A	Z MIDDLETON	16.250				
129	S KERR	6	139	C ATKINSON	27	N/A	D HUGHES-DOWD	16.308				
140	R SPENCER	5	140	K JEFFRIES	26	N/A	J McDONALD	16.375				
140	J MELLOR (87)	5	141	L COPLEY	25	N/A	D KENNING	16.469				
140	C BLURTON	5	141	D LLOYD	25	N/A	M WATTS	16.625				
140	L BOWLES (65)	5	143	S SIDONS	23	N/A	C NORRIS	16.714				
144	B GEBAUERS	4	144	S KERR	22	N/A	T CASH	16.889				
144	C ROBINSON	4	145	B GEBAUERS	21	N/A	G HADDON	17.000				
144	S HENDRY	4	146	C ROBINSON	20	N/A	D HARROP	17.500				
144	C ATKINSON	4	146	S HENDRY	20	N/A	St BOWMAN	17.500				
144	K JEFFRIES	4	146	J LAWSON (379)	20	N/A	YAN SHEN	17.636				
144	W PARKIN	4	149	H SMITH (571)	18	N/A	I HALL	17.650				
144	St BOWMAN	4	150	W PARKIN	17	N/A	L ZHOU	17.750				

### ADULT STATISTICS 1992-2023 - AFTER DHORC 663

Sheet 4 of 5 (Note: Highlighted Names are Current 2023 Members, CS = Best Consecutive Results)

MEETINGS (Junior & Adult)			RACES (Junior & Adult)			DRIVER RANKING			FINALS WON			
ATTENDED			COMPLETED			ADULT			ADULT			
Pos	ADULT	No	Pos	ADULT	No	Pos	ADULT	SCORE	Pos	ADULT	No	CS
144	A WOODHOUSE	4	151	J JOHNSON	16	N/A	C ROBINSON	18.000				
144	D LATHAM	4	151	J MELLOR (497)	16	N/A	N MAFFIN	18.103				
153	H VD HEUVEL	3	151	D LATHAM	16	N/A	D HART	18.208				
153	J JOHNSON	3	154	S ALLDREAD	15	N/A	T HAGUES	18.236				
153	S ALLDREAD	3	154	S BENNETT	15	N/A	C BRADFORD	18.279				
153	L COPLEY	3	156	H VD HEUVEL	14	N/A	D BUCKLEY	18.333				
153	S SIDONS	3	156	P ZIMMERMANN	14	N/A	J ASHCROFT	18.375				
153	D LLOYD	3	156	L HENDERSON	14	N/A	B FAHRNER	18.750				
153	S BENNETT	3	156	JJ HUGHES-DOWD (61)	14	N/A	Ch HOLLAND	18.792				
160	D ROYTHORNE	2	160	D ROYTHORNE	11	N/A	C BLURTON	18.800				
160	J ASHCROFT	2	161	J ASHCROFT	10	N/A	B GEBAUERS	18.875				
160	A CARTER	2	161	A CARTER	10	N/A	S HENDRY	19.188				
160	B FAHRNER	2	161	B FAHRNER	10	N/A	D ROYTHORNE	19.375				
160	L ZHOU	2	161	B COOK	10	N/A	M JUBB	19.408				
160	B COOK	2	161	J FLETCHER	10	N/A	S BENNETT	19.417				
160	J FLETCHER	2	161	L BOWLES (310)	10	N/A	J JOHNSON	19.500				
167	S WHITE	1	167	L ZHOU	9	N/A	A HARTLEY	19.750				
167	P DUNNE	1	168	C SLATER	7	N/A	W PARKIN	19.813				
167	A HARTLEY	1	169	T MAKUNI	6	N/A	T MAKUNI	20.000				
167	C SLATER	1	169	A WOODHOUSE	6	N/A	P DUNNE	20.750				
167	P ZIMMERMANN	1	171	S WHITE	5	N/A	P MELLOR	20.882				
167	L HENDERSON	1	171	R HEATON	5	N/A	A CARTER	21.625				
167	G HADDON (26)	1	171	A HARTLEY	5	N/A	L ELMORE	21.786				
167	T MAKUNI	1	171	G HADDON (143)	5	N/A	P PURKIS	22.667				
167	R HEATON	1	175	P DUNNE	4	N/A	H VD HEUVEL	22.917				





Adult 'B' Final, Phil (7<sup>th</sup>), Chris (5<sup>th</sup>), winner Lee Pateman and Adam (6<sup>th</sup>)



## ADULT STATISTICS 1992-2023, AFTER DHORC 663

Sheet 5 of 5 (Note: Highlighted Names are Current 2023 Members, CS = Best Consecutive Results)

POLES				IQR's				WINS				FASTEST LAPS				BEST RACE LAPS				CHAMPIONSHIPS	
Pos	ADULT	No	CS	Pos	ADULT	No	CS	Pos	ADULT	No	CS	Pos	ADULT	No	CS	Pos	ADULT	No	CS	YEAR	ADULT
1	L PATEMAN	124	(7)	1	L PATEMAN	493	(19)	1	L PATEMAN	116	(4)	1	L PATEMAN	283	(14)	1	L PATEMAN	184	(6)	1992	N SISMEY
2	M CHADWICK	101	(9)	2	N SISMEY	399	(5)	2	N SISMEY	85	(4)	2	S GOODLIP	54	(5)	2	N SISMEY	90	(5)	1993	J TAGUE
3	S GOODLIP	89	(7)	3	S GOODLIP	331	(5)	2	S GOODLIP	85	(5)	2	A SMITH	54	(6)	3	S GOODLIP	67	(3)	1994	J TAGUE
4	N SISMEY	85	(3)	4	M CHADWICK	304	(10)	4	M CHADWICK	83	(7)	4	N SISMEY	50	(4)	4	M CHADWICK	66	(3)	1995	J TAGUE (3)
5	A SMITH	51	(4)	5	J SISMEY	210	(8)	5	J SISMEY	59	(3)	5	J TAGUE	48	(5)	5	A SMITH	59	(3)	1996	M CHADWICK
6	J SISMEY	50	(4)	6	W LANDER	183	(16)	6	A SMITH	46	(3)	6	J SISMEY	38	(4)	6	J SISMEY	39	(3)	1997	M CHADWICK
7	W LANDER	42	(11)	7	A SMITH	149	(4)	7	W LANDER	41	(9)	7	W LANDER	28	(5)	7	W LANDER	37	(11)	1998	N SISMEY
8	J TAGUE	26	(4)	8	J TAGUE	126	(5)	8	J TAGUE	28	(4)	8	M CHADWICK	22	(2)	8	J TAGUE	28	(3)	1999	N SISMEY
9	P REES	19	(2)	9	P REES	104	(3)	8	P REES	28	(2)	9	A McPEAKE	13	(2)	9	P REES	23	(2)	2000	M CHADWICK
10	A McPEAKE	16		10	A McPEAKE	101	(4)	10	A McPEAKE	16	(2)	10	P REES	12	(3)	10	A McPEAKE	13		2001	M CHADWICK
11	J LYMER	14		11	J NEALE	45	(6)	11	J LYMER	13	(2)	11	J NEALE	8	(2)	11	L SMITH	10	(2)	2002	S GOODLIP
12	J NEALE	9	(3)	12	L SMITH	37	(3)	12	J NEALE	9	(2)	12	L SMITH	7		12	D GARBETT	7		2003	L PATEMAN
13	L SMITH	6		13	J LYMER	36	(3)	13	S ANAND	5		13	C ROYTHORNE	6		13	J NEALE	6		2004	L PATEMAN
14	T BALDOCK	5	(2)	14	D GARBETT	30	(3)	13	M ALLSOPP	5		14	D GARBETT	5		13	M ALLSOPP	6		2005	M CHADWICK (5)
14	D GARBETT	5		15	S ANAND	25	(2)	13	T BALDOCK	5		15	T BALDOCK	4		15	J LYMER	5		2006	W LANDER
16	S ANAND	3		16	M ALLSOPP	21	(2)	16	C ROYTHORNE	4		15	T CHADWICK	4		16	T CHADWICK	4		2007	W LANDER
16	S REVITT	3	(2)	17	T BALDOCK	19	(8)	16	L SMITH	4	(2)	15	A BULLOCK	4		16	T BALDOCK	4	(2)	2008	W LANDER (3)
16	P LEVERS	3		18	G PEACH	17	(3)	16	D GARBETT	4		18	D BRENTNALL	3		18	S ANAND	3		2009	J SISMEY
16	J LAMB	3		19	A TURNBULL	14	(2)	19	S LANDER	3		18	G PEACH	3		19	S REVITT	2	(2)	2010	L PATEMAN
20	S LANDER	2		20	C ROYTHORNE	12	(2)	19	G PEACH	3		18	J LYMER	3		19	D BRENTNALL	2		2011	L PATEMAN
20	D McPEAKE	2		20	S LANDER	12	(2)	19	A TURNBULL	3		18	J LAMB	3		19	D McPEAKE	2		2012	L PATEMAN (5)
20	A BULLOCK	2		22	D McPEAKE	11		22	S REVITT	2		18	C BOWLES	3	(2)	19	R BLAKE	2		2013	J SISMEY
20	C ROYTHORNE	2		23	S REVITT	10	(5)	22	A J McPEAKE	2		23	S REVITT	2		19	K LYE	2		2014	J SISMEY (3)
20	G PEACH	2	(2)	23	T CHADWICK	10		22	R SEAMAN	2		23	A DAVIES	2	(2)	19	P LEVERS	2		2015	N SISMEY (4)
20	C BOWLES	2		23	A BULLOCK	10	(3)	22	D McPEAKE	2		23	A TURNBULL	2		19	J LAMB	2		2016	S GOODLIP
26	T MEASHAM	1		26	T MEASHAM	9		22	T CHADWICK	2		26	M ROGERS	1		19	C ROYTHORNE	2		2017	S GOODLIP
26	K LYE	1		26	P LEVERS	9		22	J LAMB	2		26	I BRENTNALL	1		19	G PEACH	2		2018	S GOODLIP (4)
26	A DAVIES	1		26	J LAMB	9	(3)	22	R LITHERLAND	2		26	AJ McPEAKE	1		19	A TURNBULL	2		2019	A SMITH
26	A TURNBULL	1		29	N LAMBERT	7		29	K LYE	1		26	D McPEAKE	1		19	C BOWLES	2		2020	N/A
				30	T DINGLEY	6		29	R HILL	1		26	B JOHNSON	1		30	M ROGERS	1		2021	A SMITH
				31	A J McPEAKE	5	(2)	29	R BLAKE	1		26	S LANDER	1		30	S MINNIS	1		2022	A SMITH (3)
				31	R SEAMAN	5	(3)	29	P LEVERS	1		26	R SEAMAN	1		30	I BRENTNALL	1			
				31	J LEVERS	5		29	J ROYTHORNE	1		26	G WESTON	1		30	S PANK	1			
				34	M ROGERS	4						26	T MEASHAM	1		30	T DINGLEY	1			
				34	S MINNIS	4						26	J LEVERS	1		30	S LANDER	1			
				34	K LYE	4						26	R BLAKE	1		30	G WESTON	1			
				34	C BOWLES	4						26	S ANAND	1		30	J LEVERS	1			
				38	D BRENTNALL	3						26	P LEVERS	1		30	R HILL	1			
				38	R BLAKE	3						26	J ROYTHORNE	1		30	S SUMNER	1			
				38	R CROSSLAND	3						26	K ALCOCK	1		30	R CROSSLAND	1			
				41	I BRENTNALL	2										30	J ROYTHORNE	1			
				41	R MASTERS	2															
				41	R LITHERLAND	2															
				44	P FOXLEY	1															
				44	S PANK	1															
				44	G WESTON	1															
				44	A FEARN	1															
				44	K PAYNE	1															
				44	J ROYTHORNE	1															
				44	K ALCOCK	1															
				44	A DAVIES	1															
				44	J CHELL	1															

IQR Means Individual Qualifying Rounds I.E. Yellow, Green, Red and Blue Lane on a Normal Club Night





Adult 'A' Final, Nick Sismey (2<sup>nd</sup>), Lee (4<sup>th</sup>), winner Simon and Angus (3<sup>rd</sup>).

These 4 have won 16 of the 30 (no Championship in 2020) Championships between them.





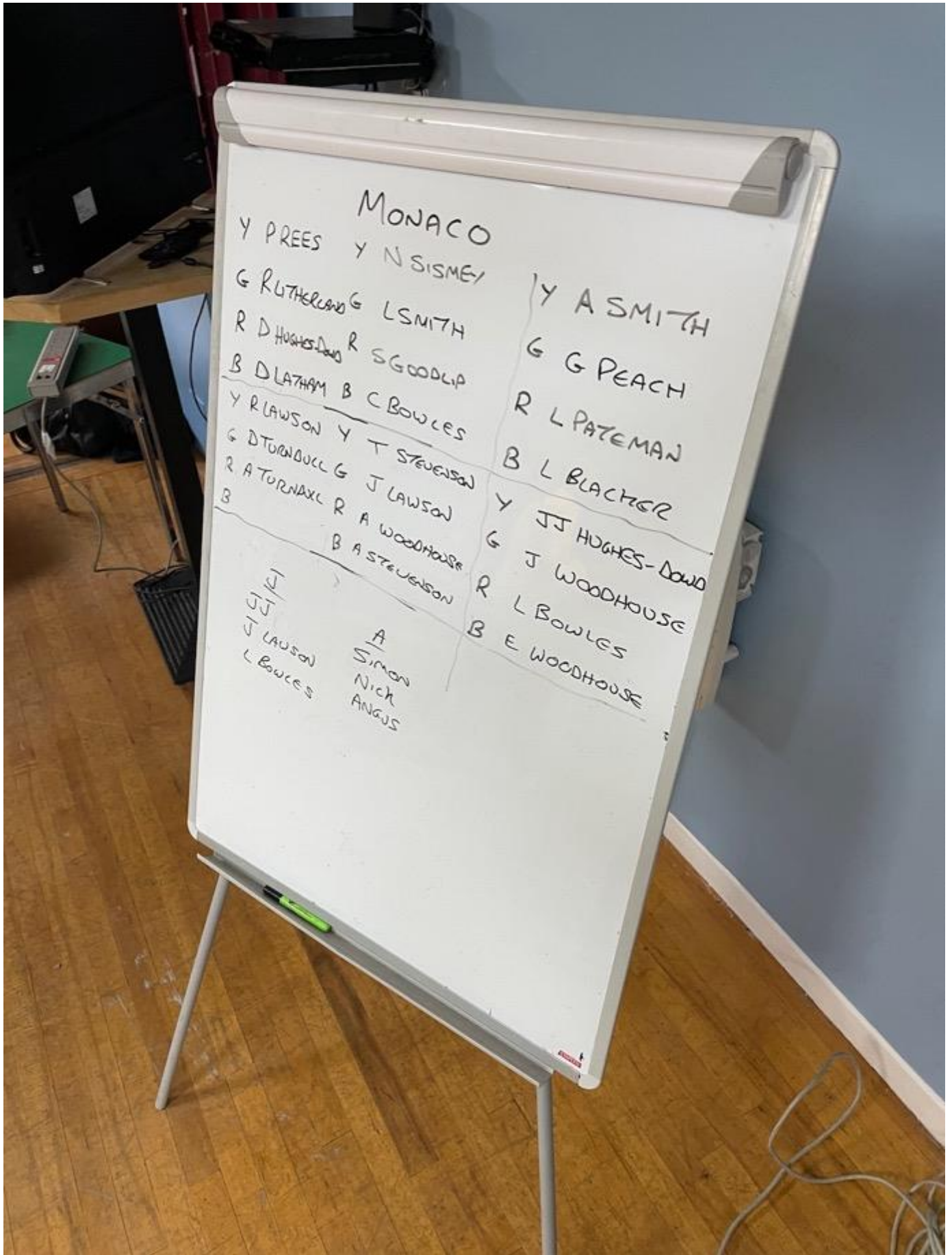
## JUNIOR STATISTICS 1992-2023 - AFTER DHORC 663

Sheet 1 of 4 (Note: Highlighted Names are Current 2023 Members, CS = Best Consecutive Results)

MEETINGS ATTENDED			RACES COMPLETED			DRIVER RANKING			FINALS WON			
Pos	JUNIOR	No	Pos	JUNIOR	No	Pos	JUNIOR	SCORE	Pos	JUNIOR	No	CS
1	A TURNBULL	152	1	R LITHERLAND	917	1	* L SMITH	1.113	1	R LITHERLAND	61	(5)
1	R LITHERLAND	152	2	A TURNBULL	905	2	* A HUGHES	1.175	2	J HENRY	59	(3)
3	T CHADWICK	147	3	L TURNBULL	807	3	* AJ McPEAKE	1.275	3	A HALL	56	
4	L TURNBULL	133	4	T CHADWICK	774	4	* L BOWLES	1.375	3	A TURNBULL	56	(2)
5	F HOLMES	130	5	F HOLMES	769	5	0 J MELLOR	1.400	5	T CHADWICK	51	
6	G REYES-ENGLAND	128	6	G REYES-ENGLAND	766	6	* J HENRY	1.438	6	J SISMEY	47	
7	J HENRY	127	7	J HENRY	658	7	* A HALL	1.475	7	J MELLOR	36	
8	J SISMEY	120	8	J SISMEY	654	8	* R LITHERLAND	1.600	8	H SMITH	35	(2)
9	R REES	103	9	Z ROYTHORNE	602	9	* T MEASHAM	1.638	9	L SMITH	33	
10	Z ROYTHORNE	100	10	H SMITH	553	10	* A TURNBULL	1.663	10	P CONNALLY	32	(2)
11	H SMITH	98	11	T MEASHAM	550	11	* T CHADWICK	1.825	11	M MINNIS	31	(2)
12	P CONNALLY	95	12	L BROOKS	539	12	* J SISMEY	1.838	11	A HUGHES	31	
13	C BRENTNALL	94	13	B ROYTHORNE	504	13	* M MINNIS	2.000	13	AJ McPEAKE	30	(2)
14	T MEASHAM	93	14	P CONNALLY	500	14	0 J PATEMAN	2.025	13	C BRENTNALL	30	(2)
15	B ROYTHORNE	84	15	A HALL	490	15	* H SMITH	2.075	13	J PATEMAN	30	
16	L BROOKS	83	16	C BRENTNALL	486	16	* P CONNALLY	2.175	13	G REYES-ENGLAND	30	
17	J MELLOR	82	17	J MELLOR	481	17	* J LAWSON	2.225	17	L BOWLES	29	
18	A HALL	80	18	R REES	467	18	* C BRENTNALL	2.275	18	C BOWLES	28	
19	C BOWLES	78	19	J PATEMAN	428	19	* C BULLOCK	2.300	18	L TURNBULL	28	(2)
20	T PANK	74	20	C BOWLES	402	20	* C BOWLES	2.313	20	F HOLMES	26	
21	J PATEMAN	71	21	C BULLOCK	391	N/A	L CAPEWELL	2.438	21	B ROYTHORNE	25	(2)
22	J LAWSON	70	22	K LEVERS	381	N/A	JJ HUGHES-DOWD	2.462	21	Z ROYTHORNE	25	(3)
23	M MINNIS	68	23	T PANK	378	23	* K ASHWORTH	2.613	23	R REES	24	
24	C BULLOCK	66	24	A HUGHES	372	N/A	S GILLARD	2.725	24	J STEVENSON	23	
24	K LEVERS	66	24	Ca HOLLAND	372	25	* N GULL	2.763	24	T MEASHAM	23	(3)
26	AJ McPEAKE	65	26	J MARTINEZ	369	26	* T PANK	2.800	26	L BROOKS	21	(2)
27	A HUGHES	61	27	J LAWSON	359	N/A	M WARREN	2.817	27	T PANK	20	
27	Ca HOLLAND	61	28	L SMITH	352	28	* Z ROYTHORNE	3.038	27	J LAWSON	20	(2)
27	L BOWLES	61	28	M LITHERLAND	352	N/A	J THOMPSON	3.079	29	K LEVERS	15	
30	J MARTINEZ	59	30	M MINNIS	343	30	* K LEVERS	3.125	30	D BARKER	14	
31	L SMITH	55	31	AJ McPEAKE	326	31	* K ALI	3.188	30	M LITHERLAND	14	
32	J STEVENSON	54	32	B BROOKS	325	32	0 L TURNBULL	3.238	32	J MARTINEZ	13	
33	M LITHERLAND	53	33	D PAUL	308	33	* B ROYTHORNE	3.250	33	C DAVENPORT	12	
34	D BARKER	51	34	L BOWLES	300	34	* P WALKER	3.325	33	K ALI	12	
34	B BROOKS	51	35	L CHADWICK	277	N/A	A WATHEY	3.545	33	D PAUL	12	(2)
36	D PAUL	49	36	J STEVENSON	276	N/A	J WOODHOUSE	3.563	36	M McNULTY	10	
37	S SCHULE	47	37	D BARKER	266	N/A	K JACKSON	3.563	36	P MARTIN	10	
37	L CHADWICK	47	38	P MARTIN	263	N/A	T REES	3.667	36	S BOWMAN	10	
39	P WALKER	46	39	S BOWMAN	244	39	* J LISTER	3.700	39	G HADDON	9	
40	P MARTIN	45	40	P WALKER	236	40	* T GREEN	3.725	39	T GREEN	9	
41	J LISTER	41	41	S SCHULE	234	41	* P MARTIN	3.763	39	N GULL	9	
41	S BOWMAN	41	41	J LISTER	234	41	* R COOK	3.763	39	M BRADLEY	9	
43	J HAGUES	38	43	J HAGUES	221	43	* C DAVENPORT	3.775	43	K SCHOFIELD	8	
44	K ALI	30	44	R COOK	197	44	* S SLATER	3.813	43	L CHADWICK	8	
45	M McNULTY	29	45	M BRADLEY	194	N/A	S TAGUE	3.813	43	C BULLOCK	8	
45	J BULLOCK	29	46	D JACKSON	190	N/A	A FEARN	3.850	43	B BROOKS	8	(2)
45	R COOK	29	47	I BRADLEY	189	47	* K SCHOFIELD	3.888	43	Ca HOLLAND	8	
45	A OXSPRING	29	48	K ALI	185	N/A	E DOYLE	3.895	43	H TAYLOR	8	
45	I BRADLEY	29	48	E JACKSON	185	N/A	N ZIMMERMANN	3.969	49	R LEY	7	
45	M BRADLEY	29	50	N BRADFORD	172	50	* K COOK	4.050	49	A CHATTE	7	

(Driver Ranking = Average Position in Qualifying, Final Position, Fastest Lap & Race Laps Over Last 20 club nights)





Tuesday's Qualifying groups and Podiums.

## JUNIOR STATISTICS 1992-2023 - AFTER DHORC 663

Sheet 2 of 4 (Note: Highlighted Names are Current 2023 Members, CS = Best Consecutive Results)

MEETINGS ATTENDED			RACES COMPLETED			DRIVER RANKING			FINALS WON			
Pos	JUNIOR	No	Pos	JUNIOR	No	Pos	JUNIOR	SCORE	Pos	JUNIOR	No	CS
45	D JACKSON	29	51	A BRADFORD	169	N/A	R LEY	4.103	49	A BRADFORD	7	
52	C DAVENPORT	28	52	M SEO	163	N/A	C CLARK	4.179	52	S SLATER	6	(2)
52	E HENRY	28	52	K COOK	163	53	* F HOLMES	4.250	52	P WALKER	6	(2)
52	E JACKSON	28	52	A OXSPRING	163	N/A	D SPENCER	4.375	52	G CONNALLY	6	
55	K SCHOFIELD	27	52	S ROYTHORNE	163	N/A	N BLACK	4.375	52	E HENRY	6	
56	N GULL	26	56	N GULL	156	N/A	M BUCKLEY	4.417	52	R COOK	6	
56	N BRADFORD	26	57	M McNULTY	154	N/A	M WESTON	4.438	52	E JACKSON	6	
58	G HADDON	25	57	J PERRY	154	N/A	T KERR	4.458	52	D JACKSON	6	(2)
58	A BRADFORD	25	59	R HUGHES	151	59	* G HADDON	4.500	52	T JAMES	6	(2)
58	S ROYTHORNE	25	60	J BULLOCK	150	N/A	L BLAKE	4.500	52	J HAGUES	6	(2)
61	K COOK	24	61	C DAVENPORT	149	N/A	M YEOMANS	4.563	61	L HAWLEY	5	
61	J PERRY	24	62	K SCHOFIELD	144	62	* E HENRY	4.650	61	J BULLOCK	5	
63	A CHATTLE	23	63	E HENRY	143	63	* G REYES-ENGLAND	4.738	61	A HARTLEY	5	(2)
63	L STOTT-ZAFIROPOULOS	23	64	G HADDON	138	64	0 A OXSPRING	4.750	61	B CARRINGTON	5	
63	J ELMORE	23	65	A CHATTLE	136	65	* R REES	4.800	61	K ASHWORTH	5	
66	J WATSON	22	66	L STOTT-ZAFIROPOULOS	135	66	* M BRADLEY	4.900	61	M WARREN	5	
66	R MAFFIN	22	67	H TAYLOR	134	N/A	T STEVENSON	5.000	61	K COOK	5	
66	T GREEN	22	68	K ASHWORTH	132	68	* D BARKER	5.038	61	N BRADFORD	5	
66	R HUGHES	22	68	J ELMORE	132	N/A	I MATTHEWS	5.075	61	I PAUL	5	(2)
66	E STOTT-ZAFIROPOULOS	22	70	T JAMES	131	N/A	J DOBBINS	5.083	70	A REES	4	
71	K ASHWORTH	21	71	E STOTT-ZAFIROPOULOS	130	N/A	N McDONALD	5.114	70	J WATSON	4	
71	H TAYLOR	21	72	B RILEY	124	72	* J STEVENSON	5.125	70	T SHARP	4	
71	S MARTINEZ	21	73	T GREEN	119	N/A	A HARTLEY	5.212	70	M WATTS	4	
74	S SLATER	20	74	S MARTINEZ	117	74	* R HUGHES	5.275	70	J LISTER	4	
74	T SHARP	20	75	J WATSON	113	N/A	B REES	5.350	70	B JEFFRIES	4	
74	S MAFFIN	20	76	R MAFFIN	109	N/A	J MOSEDALE	5.462	70	E STOTT-ZAFIROPOULOS	4	
74	T JAMES	20	77	S SLATER	108	77	* J ELMORE	5.600	70	L STOTT-ZAFIROPOULOS	4	
78	B RILEY	19	77	B CARRINGTON	108	77	* J MARTINEZ	5.600	70	J ELMORE	4	
78	J THOMPSON	19	79	T SHARP	103	79	* M SEO	5.675	70	S ROYTHORNE	4	
78	E DOYLE	19	79	J GRATTON	103	N/A	M WILLIS	5.750	70	J THOMPSON	4	
81	B CARRINGTON	18	81	S MAFFIN	99	N/A	B CARRINGTON	5.947	70	E DOYLE	4	
82	R LEY	17	82	M WARREN	98	82	* A CHATTLE	5.863	70	JJ HUGHES-DOWD	4	
82	G CONNALLY	17	83	F McCANDLESS	96	N/A	E WOODHOUSE	6.000	83	A PANK	3	
82	J GRATTON	17	84	R LEY	92	84	* L CHADWICK	6.025	83	C CLARK	3	
85	A HARTLEY	15	85	G CONNALLY	91	85	* J WATSON	6.063	83	R HUGHES	3	
85	J MOSEDALE	15	86	A HARTLEY	83	86	* M LITHERLAND	6.250	83	J PERRY	3	
85	M WARREN	15	87	A WATHEY	72	87	* M McNULTY	6.288	83	J BLURTON	3	
88	C KAVANAGH	13	87	J MOSEDALE	72	88	* J BULLOCK	6.300	88	C WOODCOCK	2	
88	M WATTS	13	87	B JEFFRIES	72	N/A	J McDONALD	6.458	88	Mat McNULTY	2	
88	JJ HUGHES-DOWD	13	90	M WATTS	69	N/A	B JEFFRIES	6.472	88	J MOSEDALE	2	
91	J DOBBINS	12	91	I PAUL	68	91	* B BROOKS	6.488	88	D SPENCER	2	
91	F McCANDLESS	12	92	J THOMPSON	66	92	* D PAUL	6.550	88	N ZIMMERMANN	2	
91	T STEVENSON	12	93	C KAVANAGH	65	N/A	L BELL	6.550	88	A OXSPRING	2	
94	A PANK	11	93	E DOYLE	65	N/A	D GEBAUERS	6.750	88	L BLAKE	2	
94	A WATHEY	11	95	D JEFFRIES	62	N/A	D NEALE	7.083	88	D JEFFRIES	2	(2)
94	N McDONALD	11	96	A FEARN	61	N/A	L HAWLEY	7.083	88	J GRATTON	2	
97	S GILLARD	10	96	I MATTHEWS	61	97	* D JACKSON	7.088	88	F McCANDLESS	2	
97	A FEARN	10	98	J DOBBINS	60	N/A	D JEFFRIES	7.111	88	I BRADLEY	2	
97	I MATTHEWS	10	99	A PANK	58	N/A	Mat McNULTY	7.167	88	E PAUL	2	(2)
100	L HAWLEY	9	100	N McDONALD	57	N/A	C BARTLETT	7.344	88	B RILEY	2	



## JUNIOR STATISTICS 1992-2023 - AFTER DHORC 663

Sheet 3 of 4 (Note: Highlighted Names are Current 2023 Members, CS = Best Consecutive Results)

MEETINGS ATTENDED		RACES COMPLETED		DRIVER RANKING			FINALS WON					
Pos	JUNIOR	No	Pos	JUNIOR	No	Pos	JUNIOR	SCORE	Pos	JUNIOR	No	CS
100	D NEALE	9	101	J BLURTON	56	N/A	J GRATTON	7.426	88	J McDONALD	2	
100	C WOODCOCK	9	102	Ca BLURTON	55	102	* H TAYLOR	7.513	88	T KERR	2	
100	Mat McNULTY	9	103	E PAUL	54	N/A	M WATTS	7.519	88	J WOODHOUSE	2	
100	B JEFFRIES	9	104	N ZIMMERMANN	51	104	* S SCHULE	7.825	104	S GILLARD	1	
100	D JEFFRIES	9	105	S GILLARD	50	105	* S BOWMAN	8.050	104	C KAVANAGH	1	
100	I PAUL	9	105	L HAWLEY	50	N/A	C WOODCOCK	8.056	104	D NEALE	1	
100	E PAUL	9	107	S LIVESEY	49	107	* E STOTT-ZAFIROPOULOS	8.063	104	A MILNER	1	
108	M SEO	8	108	C BARTLETT	48	108	* S MAFFIN	8.275	104	T REES	1	
108	TI REES	8	109	Mat McNULTY	47	N/A	R FREEMAN	8.417	104	R MAFFIN	1	
108	C BARTLETT	8	109	JJ HUGHES-DOWD	47	110	* L BROOKS	8.475	104	T ALLDREAD	1	
108	Ca BLURTON	8	111	C WOODCOCK	46	N/A	H MOHAMMED	8.500	104	M HART	1	
108	J BLURTON	8	112	D NEALE	44	N/A	G CONNALLY	8.588	104	S MAFFIN	1	
113	A MILNER	7	113	C CLARK	41	113	* S MARTINEZ	8.600	104	D GEBAUERS	1	
113	A REES	7	113	T STEVENSON	41	114	* T SHARP	8.663	104	L BELL	1	
113	C CLARK	7	115	TI REES	40	N/A	B RILEY	8.697	104	M SEO	1	
113	N ZIMMERMANN	7	116	A REES	38	N/A	A STOTT	8.750	104	A FEARN	1	
113	M BUCKLEY	7	116	J McDONALD	38	N/A	A MILNER	8.786	104	I MATTHEWS	1	
118	M HART	6	118	A MILNER	36	118	* L STOTT-ZAFIROPOULOS	8.900	104	M WILLIS	1	
118	S LIVESEY	6	119	B REES	35	119	* Ca HOLLAND	8.913	104	B REES	1	
118	SM BLURTON	6	120	M BUCKLEY	33	120	* R MAFFIN	8.988	104	S TAGUE	1	
118	J McDONALD	6	121	M HART	31	121	M HART	9.417	104	L CAPEWELL	1	
118	T KERR	6	121	A PARKIN	31	122	* N BRADFORD	9.550	104	M BUCKLEY	1	
123	L BELL	5	121	SM BLURTON	31	N/A	Ca BLURTON	9.594	104	S LIVESEY	1	
123	B REES	5	124	L PARKIN	30	124	* I BRADLEY	9.688	104	L PARKIN	1	
123	L BLAKE	5	125	K JACKSON	29	N/A	J BLURTON	9.781	104	A PARKIN	1	
123	A PARKIN	5	125	M WESTON	29	126	* J HAGUES	9.900	104	R FREEMAN	1	
123	L PARKIN	5	125	R FREEMAN	29	127	* S ROYTHORNE	10.000	104	S MARTINEZ	1	
128	D SPENCER	4	128	L BELL	26	N/A	A PANK	10.114	104	E DOYLE	1	
128	M YEOMANS	4	128	M YEOMANS	26	N/A	T ALLDREAD	10.167	104	T STEVENSON	1	
128	M WILLIS	4	130	S TAGUE	24	N/A	E GIBBS	10.417				
128	S TAGUE	4	130	T KERR	24	N/A	F McCANDLESS	10.558				
128	K JACKSON	4	132	D SPENCER	23	N/A	C KAVANAGH	10.692				
128	L CAPEWELL	4	133	M WILLIS	20	N/A	TI REES	10.719				
128	M WESTON	4	133	L CAPEWELL	20	N/A	D ALLDREAD	10.750				
128	J WOODHOUSE	4	135	J WOODHOUSE	17	135	* A BRADFORD	10.775				
136	T REES	3	136	T REES	16	N/A	A REES	10.786				
136	D ALLDREAD	3	136	T ALLDREAD	16	N/A	SM BLURTON	10.833				
136	T ALLDREAD	3	136	D GEBAUERS	16	138	0 T JAMES	10.863				
136	D GEBAUERS	3	139	D ALLDREAD	15	N/A	A PARKIN	11.300				
136	E GIBBS	3	139	E GIBBS	15	N/A	E PAUL	11.806				
136	R FREEMAN	3	141	H MOHAMMED	14	141	* E JACKSON	12.500				
142	N BLACK	2	142	L BLAKE	13	N/A	L PARKIN	12.900				
142	E WOODHOUSE	2	143	N BLACK	10	N/A	S LIVESEY	13.083				
144	H MOHAMMED	1	143	E WOODHOUSE	10	N/A	I PAUL	13.667				
144	A STOTT	1	145	A STOTT	5	145	* J PERRY	13.813				

**JUNIOR STATISTICS 1992-2023, AFTER DHORC 663**

Sheet 4 of 4 (Note: Highlighted Names are Current 2023 Members, CS = Best Consecutive Results)

POLES				IQR's				WINS				FASTEST LAPS				BEST RACE LAPS				CHAMPIONSHIPS	
Pos	JUNIOR	No	CS	Pos	JUNIOR	No	CS	Pos	JUNIOR	No	CS	Pos	JUNIOR	No	CS	Pos	JUNIOR	No	CS	YEAR	JUNIOR
1	R LITHERLAND	61	(8)	1	J SISMEY	215	(14)	1	A HALL	49	(13)	1	J SISMEY	59	(11)	1	R LITHERLAND	63	(7)	1992	S SLATER
2	J SISMEY	56	(11)	2	R LITHERLAND	201	(12)	2	R LITHERLAND	46	(5)	2	R LITHERLAND	58	(7)	2	T CHADWICK	51	(7)	1993	M MINNIS
3	J MELLOR	46	(10)	3	A TURNBULL	194	(16)	3	J SISMEY	45	(6)	3	A HALL	45	(15)	3	A HALL	50	(16)	1994	M MINNIS (2)
4	A TURNBULL	44	(9)	4	J MELLOR	183	(15)	4	A TURNBULL	45	(9)	4	T CHADWICK	43	(8)	4	J SISMEY	45	(11)	1995	AJ McPEAKE
5	A HALL	42	(11)	5	A HALL	177	(22)	5	T CHADWICK	44	(5)	5	A HUGHES	35	(12)	5	AJ McPEAKE	33	(6)	1996	AJ McPEAKE (2)
6	AJ McPEAKE	34	(12)	6	T CHADWICK	165	(13)	6	J MELLOR	35	(3)	6	AJ McPEAKE	33	(7)	5	L SMITH	33	(20)	1997	C BRENTNALL
7	T CHADWICK	33	(4)	7	L SMITH	135	(29)	7	L SMITH	33	(9)	6	L SMITH	33	(18)	5	J MELLOR	33	(6)	1998	T PANK
7	L SMITH	33	(18)	8	M MINNIS	128	(10)	8	M MINNIS	31	(9)	8	M MINNIS	30	(6)	8	A HUGHES	32	(11)	1999	C BOWLES
9	J HENRY	31	(5)	9	AJ McPEAKE	123	(8)	9	AJ McPEAKE	29	(6)	9	J PATEMAN	29	(5)	9	J PATEMAN	31	(6)	2000	J HENRY
10	M MINNIS	30	(8)	10	A HUGHES	112	(24)	10	J HENRY	28	(4)	10	A TURNBULL	26	(4)	9	A TURNBULL	31	(4)	2001	J HENRY (2)
11	J PATEMAN	29	(6)	11	J HENRY	110	(12)	10	J PATEMAN	28	(4)	11	J HENRY	25	(5)	11	M MINNIS	27	(8)	2002	T CHADWICK
12	A HUGHES	28	(11)	12	J PATEMAN	104	(6)	12	A HUGHES	22	(6)	11	J MELLOR	25	(6)	12	J HENRY	25	(5)	2003	J SISMEY
13	C BRENTNALL	24	(8)	13	T MEASHAM	93	(11)	13	L BOWLES	20	(6)	13	L BOWLES	21	(5)	13	C BRENTNALL	22	(7)	2004	J SISMEY (2)
14	L BOWLES	22	(7)	14	C BRENTNALL	87	(5)	14	C BRENTNALL	18	(3)	14	C BRENTNALL	20	(7)	14	L BOWLES	21	(7)	2005	T CHADWICK (2)
15	T MEASHAM	20	(5)	15	C BOWLES	86	(4)	14	T MEASHAM	18	(3)	14	T PANK	20	(5)	15	Z ROYTHORNE	17	(6)	2006	T MEASHAM
16	T PANK	16	(2)	16	F HOLMES	82	(3)	16	C BOWLES	15	(2)	16	H SMITH	18	(4)	16	T PANK	15	(3)	2007	A HUGHES
17	C BOWLES	11	(3)	17	T PANK	81	(4)	17	K LEVERS	13	(3)	17	K LEVERS	15	(3)	17	C BOWLES	13	(2)	2008	L SMITH
17	H SMITH	11	(4)	18	L BOWLES	46	(10)	18	T PANK	12	(2)	18	B ROYTHORNE	14	(4)	17	K LEVERS	13	(5)	2009	L SMITH (2)
19	J LAWSON	10	(4)	19	P CONNALLY	44	(8)	18	H SMITH	12	(3)	18	Z ROYTHORNE	14	(4)	19	P CONNALLY	12	(3)	2010	K LEVERS
20	N GULL	9	(3)	20	K LEVERS	42	(4)	20	F HOLMES	10	(2)	20	P CONNALLY	10	(3)	19	T MEASHAM	12	(3)	2011	J MELLOR
21	P CONNALLY	7	(3)	21	Z ROYTHORNE	40	(2)	20	Z ROYTHORNE	10	(2)	20	T MEASHAM	10	(2)	21	N GULL	10	(3)	2012	J MELLOR (2)
21	K ASHWORTH	7	(2)	22	N GULL	29	(4)	20	J LAWSON	10	(3)	21	N GULL	9	(4)	21	H SMITH	10	(4)	2013	J PATEMAN
21	K LEVERS	7	(2)	23	H SMITH	25	(6)	23	P CONNALLY	7	(2)	22	J LAWSON	9	(3)	22	J LAWSON	5	(3)	2014	A HALL
21	Z ROYTHORNE	7	(2)	24	B ROYTHORNE	24	(4)	24	N GULL	7	(2)	24	C BOWLES	7	(2)	24	K ASHWORTH	5	(2)	2015	A HALL (2)
25	B ROYTHORNE	6	(2)	25	R REES	23	(2)	25	J STEVENSON	5	(2)	25	P MARTIN	6	(2)	24	B ROYTHORNE	5	(2)	2016	R LITHERLAND
26	F HOLMES	5	(2)	26	J LAWSON	22	(4)	25	R REES	5	(2)	26	K ASHWORTH	5	(2)	26	M WARREN	4	(2)	2017	R LITHERLAND (2)
27	G HADDON	3	(2)	27	K ASHWORTH	21	(5)	25	K ALI	5	(3)	26	J LISTER	5	(2)	26	J LISTER	4	(2)	2018	A TURNBULL
27	S GILLARD	3	(2)	28	L TURNBULL	18	(2)	25	C BULLOCK	5	(2)	26	F HOLMES	5	(2)	28	C DAVENPORT	3	(2)	2019	A TURNBULL (2)
27	S SLATER	3	(2)	29	K ALI	16	(5)	25	K ASHWORTH	5	(2)	29	D BARKER	4	(2)	28	S SLATER	3	(2)	2020	N/A
27	C BULLOCK	3	(2)	29	J LISTER	16	(2)	30	G HADDON	4	(2)	31	Ca HOLLAND	4	(2)	28	D BARKER	3	(2)	2021	H SMITH
27	M WARREN	3	(2)	31	C BULLOCK	14	(4)	30	M WARREN	4	(2)	31	C DAVENPORT	3	(2)	31	K ALI	2	(2)	2022	L BOWLES
27	J LISTER	3	(2)	32	M WARREN	13	(2)	30	J LISTER	4	(2)	31	M WARREN	3	(2)	31	C BULLOCK	2	(2)		
27	L TURNBULL	3	(2)	33	S GILLARD	12	(3)	30	B ROYTHORNE	4	(2)	31	M BUCKLEY	3	(2)	31	L BLAKE	2	(2)		
34	J STEVENSON	2	(2)	34	C DAVENPORT	10	(2)	34	S SLATER	3	(2)	34	S SLATER	2	(2)	34	P MARTIN	2	(2)		
34	R REES	2	(2)	34	G HADDON	10	(2)	34	K SCHOFIELD	3	(2)	34	J STEVENSON	2	(2)	31	F HOLMES	2	(2)		
34	Ca HOLLAND	2	(2)	34	P MARTIN	10	(2)	34	L TURNBULL	3	(2)	34	R REES	2	(2)	31	G REYES-ENGLAND	2	(2)		
34	A CHATTLE	2	(2)	37	S SLATER	9	(4)	37	C DAVENPORT	2	(2)	34	K ALI	2	(2)	31	JJ HUGHES-DOWD	2	(2)		
34	JJ HUGHES-DOWD	2	(2)	37	R COOK	9	(2)	37	L BLAKE	2	(2)	34	M LITHERLAND	2	(2)	38	S GILLARD	2	(2)		
39	C DAVENPORT	1	(2)	39	K COOK	8	(3)	37	A CHATTLE	2	(2)	39	K SCHOFIELD	1	(2)	38	K SCHOFIELD	1	(2)		
39	K ALI	1	(2)	40	JJ HUGHES-DOWD	7	(3)	37	P MARTIN	2	(2)	39	J BULLOCK	1	(2)	38	G HADDON	1	(2)		
39	K COOK	1	(2)	41	J STEVENSON	6	(3)	37	G REYES-ENGLAND	2	(2)	39	A HARTLEY	1	(2)	38	J STEVENSON	1	(2)		
39	R COOK	1	(2)	41	Ca HOLLAND	6	(3)	37	JJ HUGHES-DOWD	2	(2)	39	C BULLOCK	1	(2)	38	E HENRY	1	(2)		
39	L BLAKE	1	(2)	43	D BARKER	4	(3)	43	S GILLARD	1	(2)	39	K COOK	1	(2)	38	J BULLOCK	1	(2)		
39	P MARTIN	1	(2)	43	C CLARK	4	(3)	43	E HENRY	1	(2)	39	K JACKSON	1	(2)	38	C CLARK	1	(2)		
39	B JEFFRIES	1	(2)	43	R HUGHES	4	(3)	43	J BULLOCK	1	(2)	39	M BRADLEY	1	(2)	38	R REES	1	(2)		
39	M LITHERLAND	1	(2)	43	B BROOKS	4	(3)	43	S TAGUE	1	(2)	39	J ELMORE	1	(2)	38	K COOK	1	(2)		
39	D PAUL	1	(2)	47	K SCHOFIELD	3	(2)	43	L CAPEWELL	1	(2)	39	D PAUL	1	(2)	38	S TAGUE	1	(2)		
				47	M McNILTY	3	(2)	43	M BUCKLEY	1	(2)	39	S ROYTHORNE	1	(2)	38	K JACKSON	1	(2)		
				47	K JACKSON	3	(2)	43	B JEFFRIES	1	(2)	39	JJ HUGHES-DOWD	1	(2)	38	A WATHEY	1	(2)		
				47	A WATHEY	3	(2)	43	M LITHERLAND	1	(2)					38	Ca HOLLAND	1	(2)		
				47	A CHATTLE	3	(2)	43	J THOMPSON	1	(2)					38	M BUCKLEY	1	(2)		
				47	B JEFFRIES	3	(2)	43	J WOODHOUSE	1	(2)					38	A CHATTLE	1	(2)		
				47	D PAUL	3	(2)	43	E DOYLE	1	(2)					38	M BRADLEY	1	(2)		
				54	J WATSON	2	(2)									38	M LITHERLAND	1	(2)		
				54	S SCHULE	2	(2)									38	L TURNBULL	1	(2)		
				54	E HENRY	2	(2)									38	J WOODHOUSE	1	(2)		
				54	J BULLOCK	2	(2)									38	E DOYLE	1	(2)		
				54	S TAGUE	2	(2)														
				54	M BRADLEY	2	(2)														
				54	M WESTON	2	(2)														
				54	M LITHERLAND	2	(2)														
				54	E STOTT-ZAFIROPOULOS	2	(2)														
				54	L BROOKS	2	(2)														
				54	D JACKSON	2	(2)														
				54	J THOMPSON	2	(2)														
				66	P WALKER	1	(2)														
				66	T SHARP	1	(2)														
				66	R LEY	1	(2)														
				66	A HARTLEY	1	(2)														
				66	J MOSEDALE	1	(2)														
				66	D SPENCER	1	(2)														
				66	T REES	1	(2)														
				66	M YEO MANS	1	(2)														
				66	A OXSPRING	1	(2)														
				66	L BLAKE	1	(2)														
				66	J GRATTON	1	(2)														
				66	G REYES-ENGLAND	1	(2)														
				66	S ROYTHORNE	1	(2)														
				66	J MARTINEZ	1	(2)														
				66	E DOYLE	1	(2)														
				66	R HUGHES	1	(2)														

IQR Means Individual Qualifying Rounds I.E. Yellow, Green, Red and Blue Lane on a Normal Club Night



## Outright Track Record Holders After DHORC 663

### Adults

Pos	Name	Qualifying	F1	GC	F1	GC	Total
			Fastest Laps	Fastest Laps	Race Laps	Race Laps	
1	L Pateman	33	45	63	28	48	217
2	S Goodlip	20	35	10	29	16	110
3	A Smith	28	11	27	13	25	104
4	N Sismey	15	8	11	15	16	65
5	J Sismey	15	7	8	14	12	56
6	M Chadwick	12			8	9	29
7	W Lander	9	5	3	6		23
8	P Rees	3	3		11	3	20
9	A McPeake	4	3	5	7		19
10	J Tague	4	3	2	3	5	17
11	J Lymer	4	2	1	2	1	10
12	T Baldock	3	1	1	1	2	8
13	D Garbett	1	1	1	3	1	7
14	L Smith	2	1	3			6
14	A Turnbull	1	2		3		6
16	C Roythorne		2	2		1	5
17	J Neale				2	1	3
17	S Anand	1			1	1	3
17	T Chadwick		1		2		3
17	J Lamb	1		1	1		3
21	M Allsopp				2		2
21	S Lander			1	1		2
21	C Bowles	1	1				2
24	G Peach		1				1
24	D McPeake		1				1
24	J Roythorne				1		1
24	S Pank				1		1
<b>Total</b>		<b>147</b>	<b>122</b>	<b>130</b>	<b>136</b>	<b>135</b>	<b>724</b>

Note: Some Records Can Be Held By More Than One Member - Highlighted Names 2023 Members

## Outright Track Record Holders After DHORC 663

### Juniors

Pos	Name	Qualifying	F1	GC	F1	GC	Total
			Fastest Laps	Fastest Laps	Race Laps	Race Laps	
1	A Turnbull	31	22	16	34	17	120
2	R Litherland	24	21	26	14	28	113
3	J Sismey	15	15	12	11	17	70
4	A Hall	12	9	6	13	11	51
5	T Chadwick	7	6	10	7	19	49
6	AJ McPeake	10	9	4	9	4	36
7	L Bowles	13	4	5	4	8	34
8	T Measham	6	4	1	13	3	27
8	J Henry	2	9	5	9	2	27
10	J Mellor	10	4	4	2	4	24
11	H Smith	7	4	5	3	2	21
12	M Minnis	6	2	4	2	5	19
13	Z Roythorne	2	2	6		8	18
14	J Pateman	4	4	5	1	3	17
15	B Roythorne	1	1	6		2	10
16	J Lawson	1	2	2	3	1	9
16	F Holmes	1	3	2	3		9
16	C Brentnall		2	3		4	9
19	A Hughes	2	1	5			8
19	L Smith		4		4		8
21	T Pank		1	3	2		6
21	C Bowles	2	1		1	2	6
23	P Connally		1	3			4
23	R Rees	1	1	1		1	4
23	K Ashworth	1	1	1		1	4
23	L Turnbull	1	1		2		4
27	K Levers		1		1	1	3
28	P Martin		1		1		2
28	N Gull		1		1		2
30	Ca Holland			1			1
30	E Henry		1				1
30	C Clark					1	1
30	K Ali				1		1
30	B Brooks				1		1
30	J Elmore		1				1
30	S Roythorne			1			1
30	A Hartley			1			1
<b>Total</b>		<b>159</b>	<b>139</b>	<b>138</b>	<b>142</b>	<b>144</b>	<b>722</b>

Note: Some Records Can Be Held By More Than One Member - **Highlighted Names 2023 Members**





## Current Members Best Ever Position Records after DHORC 663

Qualifying				Final Position				Fastest Laps				Race Laps				
Pos	Adult	DHORC	Gap	Pos	Adult	DHORC	Gap	Pos	Adult	DHORC	Gap	Pos	Adult	DHORC	Gap	Date
1	S Goodlip	663	0	1	S Goodlip	663	0	1	L Pateman	663	0	1	S Goodlip	663	0	14-Mar-23
1	L Pateman	662	1	1	A Smith	661	2	1	A Smith	660	3	1	L Pateman	662	1	21-Feb-23
1	A Smith	661	2	1	L Pateman	659	4	1	D Garbett	657	6	1	A Smith	661	2	21-Feb-23
1	P Rees	661	2	1	R Litherland	652	11	1	S Goodlip	653	10	1	D Garbett	657	6	13-Dec-22
1	C Bowles	647	16	1	A Turnbull	649	14	1	A Turnbull	625	38	1	C Bowles	653	10	08-Nov-22
1	A Turnbull	635	28	1	N Sismey	645	18	1	C Bowles	612	51	1	P Rees	649	14	27-Sep-22
1	D Garbett	625	38	1	P Rees	631	32	1	L Smith	591	72	1	N Sismey	645	18	28-Jun-22
1	N Sismey	613	50	1	D Garbett	611	52	1	G Peach	565	98	1	A Turnbull	635	28	22-Feb-22
1	L Smith	591	72	1	L Smith	566	97	1	N Sismey	511	152	1	L Smith	579	84	04-Sep-18
1	G Peach	565	98	1	G Peach	537	126	1	P Rees	497	166	1	G Peach	565	98	24-Feb-18
2	R Litherland	624	39	2	C Bowles	600	63	2	R Litherland	624	39	2	R Litherland	624	39	28-Sep-21
4	D Turnbull	658	5	3	D Turnbull	527	136	13	L Blacker	658	5	4	L Blacker	642	21	17-May-22
4	L Blacker	650	13	4	S Smith	537	126	13	A Turnbull	564	99	4	S Smith	537	126	25-Feb-17
5	S Gray	627	36	5	S Gray	627	36	5	H Smith	658	5	6	H Smith	657	6	09-Apr-19
7	M Dutton	649	14	6	L Blacker	655	8	6	J Lawson	650	13	6	R Lawson	530	133	18-Oct-16
7	R Lawson	629	34	6	R Lawson	530	133	13	S Gray	635	28	7	S Gray	627	36	09-Nov-21
7	S Smith	538	125	7	J Lawson	650	13	7	S Smith	657	6	8	H Smith	657	6	13-Dec-22
8	J Lawson	650	13	8	L Bowles	662	1	8	L Bowles	662	1	8	J Lawson	650	13	27-Sep-22
8	L Bowles	648	15	8	H Smith	657	6	8	R Lawson	530	133	8	M Dutton	647	16	09-Aug-22
9	JJ Hughes-Dowd	655	8	8	M Dutton	649	14	8	JJ Hughes-Dowd	662	1	9	JJ Hughes-Dowd	655	8	29-Nov-22
10	H Smith	657	6	9	JJ Hughes-Dowd	655	8	9	M Dutton	649	1	9	L Bowles	648	15	09-Aug-22
10	A Woodhouse	647	16	11	D Latham	661	2	11	A Stevenson	655	8	11	A Stevenson	657	6	13-Dec-22
10	A Thompson	646	17	13	D Hughes-Dowd	655	8	12	A Woodhouse	647	16	11	A Thompson	655	8	29-Nov-22
11	A Stevenson	658	5	13	A Thompson	645	18	12	A Thompson	644	19	12	D Latham	661	2	21-Feb-23
12	D Latham	661	2	14	A Stevenson	657	6	13	D Hughes-Dowd	656	7	13	D Hughes-Dowd	647	16	09-Aug-22
12	D Hughes-Dowd	655	8	14	A Woodhouse	647	16	14	D Latham	661	2	15	D Hughes-Dowd	657	6	13-Dec-22
Pos	Junior	DHORC	Gap	Pos	Junior	DHORC	Gap	Pos	Junior	DHORC	Gap	Pos	Junior	DHORC	Gap	Date
1	JJ Hughes-Dowd	663	0	1	JJ Hughes-Dowd	663	0	1	H Smith	663	0	1	JJ Hughes-Dowd	663	0	14-Mar-23
1	L Bowles	662	1	1	L Bowles	662	1	1	L Bowles	662	1	1	L Bowles	662	1	21-Feb-23
1	H Smith	658	5	1	H Smith	657	6	1	JJ Hughes-Dowd	656	7	1	H Smith	657	6	13-Dec-22
1	J Lawson	656	7	1	J Lawson	656	7	1	J Lawson	655	8	1	J Lawson	656	7	29-Nov-22
2	E Doyle	660	3	1	E Doyle	649	14	2	J Woodhouse	647	16	2	E Doyle	649	14	27-Sep-22
2	J Thompson	636	27	1	J Woodhouse	647	16	2	E Doyle	646	17	2	J Woodhouse	647	16	09-Aug-22
3	T Stevenson	661	2	1	J Thompson	640	23	2	J Thompson	636	27	2	J Thompson	636	27	22-Feb-22
3	J Woodhouse	648	15	2	T Stevenson	653	10	4	T Stevenson	659	4	4	T Stevenson	663	0	14-Mar-23
5	E Woodhouse	663	0	5	E Woodhouse	663	0	5	E Woodhouse	660	3	6	E Woodhouse	653	10	08-Nov-22



### Distance Covered In DHORC Club Championship 2023

Pos	Competitor	Class	Laps	Feet	Feet / Race	Miles	Races
1	S Goodlip	A	549.0	56,360	2,348	10.7	24
2	L Pateman	A	501.6	51,712	2,351	9.8	22
3	G Peach	A	494.6	51,034	2,126	9.7	24
4	P Rees	A	492.4	50,873	2,120	9.6	24
5	A Smith	A	481.8	49,747	2,261	9.4	22
6	A Turnbull	A	470.6	48,905	2,223	9.3	22
7	N Sismey	A	455.7	46,998	2,238	8.9	21
8	L Blacker	A	448.8	45,654	1,826	8.6	25
9	D Turnbull	A	409.7	42,321	1,924	8.0	22
10	L Bowles	J	379.6	39,106	1,862	7.4	21
11	D Hughes-Dowd	A	346.8	35,718	1,488	6.8	24
12	S Gray	A	336.3	34,307	1,906	6.5	18
13	R Litherland	A	335.2	33,401	2,088	6.3	16
14	JJ Hughes-Dowd	J	374.3	38,777	1,763	7.3	22
15	C Bowles	A	304.7	32,461	2,164	6.1	15
16	D Latham	A	254.3	26,589	1,662	5.0	16
17	D Garbett	A	199.0	21,106	2,111	4.0	10
18	T Stevenson	J	201.3	20,027	1,252	3.8	16
19	R Lawson	A	181.6	18,183	1,653	3.4	11
20	S Smith	A	167.4	17,887	1,789	3.4	10
21	H Smith	J	156.3	16,692	1,669	3.2	10
22	J Lawson	J	165.6	16,583	1,508	3.1	11
23	A Stevenson	A	162.0	16,556	1,656	3.1	10
24	J Woodhouse	J	141.4	15,581	1,416	3.0	11
25	E Doyle	J	145.9	15,513	1,724	2.9	9
26	A Woodhouse	A	134.2	14,822	1,482	2.8	10
27	JJ Hughes-Dowd	A	82.3	8,392	1,678	1.6	5
28	E Woodhouse	J	106.7	11,757	1,176	2.2	10
29	A Thompson	A	85.7	9,770	1,954	1.9	5
30	L Smith	A	89.0	9,456	1,576	1.8	6
31	L Bowles	A	83.8	8,815	2,204	1.7	4
32	J Thompson	A	74.1	8,447	1,689	1.6	5
33	M Dutson	A	66.7	6,403	1,601	1.2	4
34	H Smith	A	58.2	6,374	2,125	1.2	3
35	J Lawson	A	42.7	4,248	1,416	0.8	3
Pos	Competitor	Class	8,979.3	930,572.8	1,829.3	176.2	491

# Next Circuit

Long Beach



**Where Do We Race Next?**

**What Are The Records?**

**Who Has Been On The Podium?**


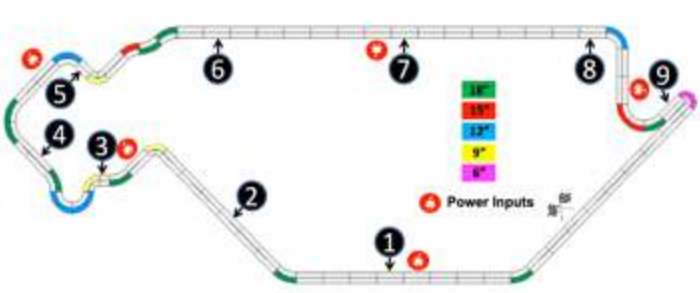


# Circuit History

The Grand Prix of **Long Beach** (known as Acura Grand Prix of Long Beach since 2019 for naming rights reasons) is an IndyCar Series race held on a street circuit in downtown Long Beach, California. Christopher Pook is the founder of the event. It was the premier race on the CART/Champ Car World Series calendar from 1996 to 2008, and the 2008 race was the final Champ Car series race prior to the formal unification and end of the open-wheel "split" between CART and IRL. Since 2009, the race has been part of the unified IndyCar Series.[1][2] The race is typically held in April. It is one of the longest continuously running events in Indy car racing and is considered one of the most prestigious events on the circuit.

The Long Beach Grand Prix is the longest running major street race held in North America. It started in 1975 as a Formula 5000 race and became a Formula One event in 1976.[3] In an era when turbocharged engines were starting to come to prominence in Formula One, Long Beach remains one of the few circuits used from the time Renault introduced turbos in 1977 until the last Long Beach Grand Prix in 1983 that never once saw a turbo-powered car take victory.

Rounds 6&7		Long Beach (USA)				Rounds 22&23	
Previous Results							
Adults			1st	2nd	3rd		
DHORC 631 F1	11-Jan	2022	79'4"	P Rees	S Goodlip	L Pateman	
DHORC 632 GC	11-Jan	2022	79'4"	L Pateman	A Turnbull	S Goodlip	
DHORC 645 F1	28-Jun	2022	79'4"	N Simey	P Rees	C Bowles	
DHORC 646 GC	28-Jun	2022	79'4"	L Pateman	A Smith	A Turnbull	
DHORC 664 F1							
DHORC 665 GC							
Juniors			1st	2nd	3rd		
DHORC 631 F1	11-Jan	2022	79'4"	J Lawson	N/A	N/A	
DHORC 632 GC	11-Jan	2022	79'4"	J Lawson	N/A	N/A	
DHORC 645 F1	28-Jun	2022	79'4"	L Bowles	J Thompson	E Doyle	
DHORC 646 GC	28-Jun	2022	79'4"	L Bowles	J Thompson	E Doyle	
DHORC 664 F1							
DHORC 665 GC							
Circuit Records				Lap Length 79'4"			
Qualifying							
F1	L Pateman		11Jan22	54.1 Laps			
GC	L Pateman		28Jun22	73.0 Laps			
Fastest Laps							
F1	S Goodlip		11Jan22	5.46 secs			
GC	L Pateman		11Jan22	4.18 secs			
Race Laps							
F1	P Rees		11Jan22	28.2 Laps			
GC	L Pateman		28Jun22	38.8 Laps			
Final Points							
3.5 Points		L Blacker		11Jan22			
		J Lamb		11Jan22			
		A Turnbull		11Jan22			
		S Goodlip		28Jun22			

**DHORC 664 & 665**

## Long Beach Best Off Chart 1

Qualifying Combined					Final Points			
Pos	Adult	Laps	MPH	Date	Pos	Adult	Pts	Date
1	A Turnbull	N/A	N/A	N/A	1	L Blacker	3.5	11-Jan-22
1	C Cooper	N/A	N/A	N/A	1	A Turnbull	3.5	11-Jan-22
1	D Garbett (M)	N/A	N/A	N/A	1	J Lamb	3.5	11-Jan-22
1	D Turnbull	N/A	N/A	N/A	1	S Goodlip	3.5	28-Jun-22
1	G Peach (M)	N/A	N/A	N/A	5	D Garbett (M)	3.0	11-Jan-22
1	J Lamb	N/A	N/A	N/A	5	C Bowles	3.0	28-Jun-22
1	L Blacker	N/A	N/A	N/A	7	N Sismey (M)	2.5	11-Jan-22
1	L Pateman	N/A	N/A	N/A	7	C Cooper	2.5	11-Jan-22
1	N Sismey (M)	N/A	N/A	N/A	7	P Rees (M)	2.5	11-Jan-22
1	P Rees (M)	N/A	N/A	N/A	7	S Gray (M)	2.5	11-Jan-22
1	R Lawson	N/A	N/A	N/A	11	L Pateman	2.0	11-Jan-22
1	R Litherland	N/A	N/A	N/A	12	R Litherland	1.5	11-Jan-22
1	S Goodlip	N/A	N/A	N/A	12	R Lawson	1.5	11-Jan-22
1	S Gray (M)	N/A	N/A	N/A	12	D Turnbull	1.5	28-Jun-22
1	C Bowles	N/A	N/A	N/A	15	G Peach (M)	1.0	11-Jan-22
1	M Dutson	N/A	N/A	N/A	15	M Dutson	1.0	28-Jun-22
1	A Smith	N/A	N/A	N/A	17	A Smith	0.5	28-Jun-22
1	A Thompson	N/A	N/A	N/A	18	A Thompson	0.0	28-Jun-22
Pos	Junior	Laps	MPH	Date	Pos	Junior	Pts	Date
1	J Lawson	N/A	N/A	N/A	1	J Lawson	2.0	11-Jan-22
1	L Bowles	N/A	N/A	N/A	1	L Bowles	2.0	28-Jun-22
1	J Thompson	N/A	N/A	N/A	3	J Thompson	1.5	28-Jun-22
1	E Doyle	N/A	N/A	N/A	4	E Doyle	1.0	28-Jun-22





### Long Beach Best Off Chart 2 - F1

Qualifying					Fastest Laps					Race Laps				
Pos	Adult	Laps	MPH	Date	Pos	Adult	Time	MPH	Date	Pos	Adult	Laps	MPH	Date
1	L Pateman	54.1	8.129	11-Jan-22	1	S Goodlip	5.46	9.907	11-Jan-22	1	P Rees (M)	28.2	8.474	11-Jan-22
2	P Rees (M)	52.0	7.813	11-Jan-22	2	L Pateman	5.62	9.625	11-Jan-22	2	S Goodlip	27.8	8.354	11-Jan-22
3	S Goodlip	50.8	7.633	11-Jan-22	3	A Turnbull	5.87	9.215	11-Jan-22	3	L Pateman	27.3	8.204	11-Jan-22
4	N Sismey (M)	50.7	7.618	11-Jan-22	4	P Rees (M)	5.94	9.106	11-Jan-22	4	N Sismey (M)	26.9	8.084	28-Jun-22
5	A Turnbull	48.1	7.227	28-Jun-22	5	A Smith	5.98	9.045	28-Jun-22	5	A Turnbull	26.7	8.023	11-Jan-22
6	C Bowles	47.1	7.077	28-Jun-22	6	G Peach (M)	6.02	8.985	11-Jan-22	6	D Garbett (M)	26.2	7.873	11-Jan-22
7	R Litherland	45.9	6.897	11-Jan-22	7	C Bowles	6.08	8.896	28-Jun-22	7	C Bowles	25.8	7.753	28-Jun-22
8	A Smith	45.7	6.867	28-Jun-22	8	N Sismey (M)	6.10	8.867	28-Jun-22	8	L Blacker	23.6	7.092	11-Jan-22
9	D Garbett (M)	43.4	6.521	11-Jan-22	9	D Garbett (M)	6.12	8.838	11-Jan-22	9	S Gray (M)	23.5	7.062	11-Jan-22
10	R Lawson	43.0	6.461	11-Jan-22	10	R Litherland	6.58	8.220	11-Jan-22	10	A Smith	23.3	7.002	28-Jun-22
11	G Peach (M)	42.1	6.326	11-Jan-22	11	D Turnbull	6.59	8.208	11-Jan-22	11	R Litherland	23.0	6.912	11-Jan-22
12	S Gray (M)	41.9	6.296	11-Jan-22	12	J Lamb	6.60	8.196	11-Jan-22	12	R Lawson	22.8	6.851	11-Jan-22
13	D Turnbull	40.9	6.145	11-Jan-22	13	S Gray (M)	6.65	8.134	11-Jan-22	13	D Turnbull	22.7	6.821	28-Jun-22
14	L Blacker	40.8	6.130	11-Jan-22	14	C Cooper	6.66	8.122	11-Jan-22	14	C Cooper	21.7	6.521	11-Jan-22
15	M Dutson	37.6	5.649	28-Jun-22	15	L Blacker	6.75	8.013	11-Jan-22	15	G Peach (M)	21.4	6.431	11-Jan-22
16	C Cooper	36.1	5.424	11-Jan-22	16	R Lawson	7.17	7.544	11-Jan-22	16	J Lamb	20.7	6.220	11-Jan-22
17	J Lamb	33.4	5.018	11-Jan-22	17	A Thompson	7.66	7.061	28-Jun-22	17	M Dutson	20.3	6.100	28-Jun-22
18	A Thompson	31.9	4.793	28-Jun-22	18	M Dutson	7.68	7.043	28-Jun-22	18	A Thompson	19.9	5.980	28-Jun-22
Pos	Junior	Laps	MPH	Date	Pos	Junior	Time	MPH	Date	Pos	Junior	Laps	MPH	Date
1	J Lawson	40.6	6.100	11-Jan-22	1	L Bowles	6.58	8.220	28-Jun-22	1	J Lawson	21.7	6.521	11-Jan-22
2	L Bowles	36.9	5.544	28-Jun-22	2	J Lawson	6.98	7.749	11-Jan-22	2	L Bowles	21.4	6.431	28-Jun-22
3	J Thompson	31.3	4.703	28-Jun-22	3	J Thompson	7.30	7.410	28-Jun-22	3	J Thompson	19.2	5.770	28-Jun-22
4	E Doyle	28.3	4.252	28-Jun-22	4	E Doyle	9.50	5.694	28-Jun-22	4	E Doyle	15.5	4.658	28-Jun-22



### Long Beach Best Off Chart 3 - GC

Qualifying					Fastest Laps					Race Laps				
Pos	Adult	Laps	MPH	Date	Pos	Adult	Time	MPH	Date	Pos	Adult	Laps	MPH	Date
1	L Pateman	73.0	10.968	28-Jun-22	1	L Pateman	4.18	12.940	11-Jan-22	1	L Pateman	38.8	11.660	28-Jun-22
2	A Smith	66.1	9.932	28-Jun-22	2	A Smith	4.54	11.914	28-Jun-22	2	N Sismey (M)	34.7	10.427	28-Jun-22
3	A Turnbull	65.8	9.887	28-Jun-22	3	D Garbett (M)	4.65	11.632	11-Jan-22	3	A Turnbull	33.6	10.097	28-Jun-22
4	P Rees (M)	61.8	9.286	28-Jun-22	4	S Goodlip	4.66	11.607	11-Jan-22	3	A Smith	33.6	10.097	28-Jun-22
5	N Sismey (M)	61.2	9.195	28-Jun-22	5	C Bowles	4.72	11.460	28-Jun-22	5	C Bowles	33.4	10.037	28-Jun-22
6	S Goodlip	61.1	9.180	11-Jan-22	6	R Litherland	4.74	11.412	11-Jan-22	6	P Rees (M)	32.5	9.766	11-Jan-22
7	C Bowles	60.6	9.105	28-Jun-22	7	N Sismey (M)	4.79	11.292	28-Jun-22	7	S Goodlip	31.9	9.586	11-Jan-22
8	D Garbett (M)	59.9	9.000	28-Jun-22	8	J Lamb	4.90	11.039	11-Jan-22	8	R Litherland	31.1	9.346	11-Jan-22
9	R Litherland	59.0	8.865	11-Jan-22	9	G Peach (M)	4.91	11.016	11-Jan-22	9	D Garbett (M)	30.4	9.135	28-Jun-22
10	G Peach (M)	55.5	8.339	11-Jan-22	10	A Turnbull	4.92	10.994	28-Jun-22	10	G Peach (M)	30.2	9.075	11-Jan-22
11	D Turnbull	53.4	8.023	28-Jun-22	11	P Rees (M)	4.97	10.883	11-Jan-22	11	J Lamb	29.2	8.775	11-Jan-22
12	L Blacker	50.4	7.573	28-Jun-22	12	L Blacker	5.19	10.422	28-Jun-22	12	D Turnbull	28.1	8.444	28-Jun-22
12	A Thompson	50.4	7.573	28-Jun-22	13	C Cooper	5.30	10.206	11-Jan-22	13	R Lawson	27.8	8.354	11-Jan-22
14	R Lawson	48.8	7.332	11-Jan-22	14	D Turnbull	5.40	10.017	11-Jan-22	14	L Blacker	27.3	8.204	28-Jun-22
15	C Cooper	48.6	7.302	11-Jan-22	15	M Dutson	5.73	9.440	28-Jun-22	15	C Cooper	26.1	7.843	11-Jan-22
16	S Gray (M)	48.3	7.257	28-Jun-22	16	R Lawson	5.74	9.423	11-Jan-22	16	S Gray (M)	25.5	7.663	11-Jan-22
17	J Lamb	48.2	7.242	11-Jan-22	17	A Thompson	5.93	9.122	28-Jun-22	17	A Thompson	25.2	7.573	28-Jun-22
18	M Dutson	37.9	5.695	28-Jun-22	18	S Gray (M)	6.35	8.518	11-Jan-22	18	M Dutson	25.0	7.513	28-Jun-22
Pos	Junior	Laps	MPH	Date	Pos	Junior	Time	MPH	Date	Pos	Junior	Laps	MPH	Date
1	L Bowles	48.7	7.317	28-Jun-22	1	L Bowles	5.73	9.440	28-Jun-22	1	L Bowles	26.2	7.873	28-Jun-22
2	J Lawson	47.4	7.122	11-Jan-22	2	E Doyle	5.88	9.199	28-Jun-22	2	J Lawson	24.8	7.452	11-Jan-22
3	J Thompson	39.3	5.905	28-Jun-22	3	J Lawson	5.96	9.076	11-Jan-22	3	J Thompson	23.2	6.972	28-Jun-22
4	E Doyle	36.1	5.424	28-Jun-22	4	J Thompson	6.41	8.438	28-Jun-22	4	E Doyle	21.3	6.401	28-Jun-22





## LEXAN BODY CATALOGUE

### Legends

SWB = 38mm (1.5")  
between axle centres

LWB = 41mm (1.6")  
between axle centres



AC Cobra  
Convertible  
LWB



Acura NSX  
GT3 2017  
LWB  
30mm Clip



Alfa Romeo 155  
Touring Car  
LWB  
29mm Clip



Alfa Romeo  
BTCC  
LWB  
30mm Clip



Alfa Romeo  
TZ3 Corsa  
SWB  
29mm Clip



Aston Martin  
Vantage GT3  
LWB



Audi  
R8LMS GT3  
LWB



Audi S3  
BTCC  
LWB  
27mm Clip



Austin  
Mini Cooper  
SWB  
28mm Clip



Bentley  
Continental GT3  
LWB  
30mm Clip



BMW  
320i Turbo Grp5  
SWB  
27mm Clip














BMW 1 Series  
BTCC  
LWB  
29mm Clip



BMW  
M1  
SWB  
30mm Clip





















			
BMW M3 GT2 LWB 27mm Clip	BMW Z4 GT3 LWB	BMW Z8 Convertible LWB 30mm Clip	Bugatti EB110 SWB 32mm Clip
			
Bugatti Veyron LWB 31mm Clip			
			
Chevrolet Nastruck LWB 30mm Clip	Chevron B19 SWB or LWB 29mm Clip	Corvette C5r GT SWB 30mm Clip	Corvette C7r GT 2017 LWB 31mm Clip
			
Corvette C8r GT3 LWB	Corvette Daytona Prototype SWB 30mm Clip	Corvette 1969 Stingray SWB 30mm Clip	
			
Datsun 240Z SWB 27mm Clip	Datsun Fairlady 2000 LWB 26mm Clip	Dodge Challenger LWB 31mm Clip	

			
Ferrari 250 gt Berlinetta Lusso SWB 30mm Clip	Ferrari 250 GTO LWB 29mm Clip	Ferrari 308 GTb LWB 28mm Clip	Ferrari 365 GTb Daytona SWB 28mm Clip
			
Ferrari 488 Gte LWB 29mm Clip	Ferrari 512 LM SWB or LWB 29mm Clip	Ferrari 575 GTc LWB 30mm Clip	Ferrari 612 Can-Am SWB 32mm Clip
			
Ferrari F40 SWB 32mm Clip	Ferrari Testarossa SWB 32mm Clip	Ford Capri SWB 30mm Clip	Ford Escort SWB 29mm Clip
			
Ford Custom Van LWB 30mm Clip	Ford Focus RS BTCC LWB 29mm Clip	Ford 2006 GT LWB 29mm Clip	Ford 2016 GT LWB Body Pins Only
			
Ford GT40 SWB 29mm Clip	Ford 2005 Mustang LWB 27mm Clip		






















			
Honda Civic BTCC LWB 28mm Clip	Honda Integra LWB 28mm Clip	Honda S2000 SWB 26mm Clip	
			
Jaguar D Type LWB 30mm Clip	Jaguar XJ 220 LWB 32mm Clip	Jaguar XJR 5 (Grp 44) SWB 32mm Clip	Jaguar XJR 9 (Grp C) SWB or LWB 33mm Clip
			
Jaguar XKR GT3 LWB 30mm Clip			Koenigsegg CCX LWB 30mm Clip
			
Lamborghini Contach SWB 29mm Clip	Lamborghini Huracan GT3 LWB 32mm Clip	Lamborghini Miura Concept LWB 30mm Clip	Lamborghini Miura Jota SWB 28mm Clip
			
Lancia LC2 SWB 31mm Clip	Lotus Elise LWB 27mm Clip	Lotus Espirit LWB	Lotus Europa LWB 31mm Clip


















			
Matchbox Hi-Tailer LWB 33mm Clip	Mazda 787b (Grp C) LWB 30mm Clip	Mazda RX7 SWB 27mm Clip	McLaren F1 GTr LWB
			
McLaren MP4 12C GT3 LWB 28mm Clip	Mercedes Gullwing 300SL SWB	Mercedes 300SLR LWB	Mercedes CLK GTB LWB 30mm Clip
			
Mercedes DTM Car LWB 30mm Clip	MG 6GT BTCC LWB 28mm Clip	Mini Mini Cooper LWB 27mm Clip	Morris Minor LWB 27mm Clip
			
Mustang 1967 GT 500 SWB 30mm Clip	Mustang Mach 1 SWB 30mm Clip		
			
Nascar  SWB 32mm Clip	Nissan 300ZX SWB 31mm Clip	Nissan March 86G Gtp SWB or LWB 30mm Clip	Nissan R390 GT LWB 32mm Clip



			
Nissan 1989 R89C LWB 32mm Clip	Nissan 1977 Skyline GT-R LWB 27mm Clip	Nissan R32 Skyline SWB 30mm Clip	Nissan Grp C SWB 32mm Clip
			
Pagani Huayra LWB 29mm Clip	Pagani Zonda C12 LWB 30mm Clip	Panoz 1999 LMP-1 LWB 32mm Clip	Peugeot 905 Grp C SWB or LWB 31mm Clip
			
Pontiac 1977 Firebird LWB 30mm Clip	Porsche 908 SWB 29mm Clip	Porsche 910 LWB 32mm Clip	Porsche 911 GT3 SWB 27mm Clip
			
Porsche 911 Turbo RSR GT3 LWB 28mm Clip	Porsche 917 SWB or LWB 31mm Clip	Porsche 934 Turbo RSR SWB 26mm Clip	Porsche 935 Turbo SWB 28mm Clip
			
Porsche 956 Grp C SWB 31mm Clip	Porsche 959 SWB 29mm Clip	Porsche 962 Grp C LWB 32mm Clip	



			
Renault Clio Cup Car LWB 30mm Clip	Renault Clio V6 LWB 29mm Clip	Renault Megane Trophy LWB 30mm Clip	Renault RS01 GT LWB 28mm Clip
			
Saleen S7 LWB	Sauber Mercedes C11 Grp C SWB or LWB 32mm Clip	Shadow MK 11a LWB 31mm Clip	Shelby Cobra Daytona Coupe SWB 31mm Clip
			
Subaru Levorg BTCC LWB 28mm Clip			
			
Toyota 88C-V Grp C SWB or LWB 32mm Clip	Toyota GT-One LWB	Triumph TR7 LWB 28mm Clip	TVR Sagaris LWB
			
Wiesmann GT MF5 SWB or LWB			Zakspeed Grp 5 Capri SWB or LWB 30mm Clip



# Where is DHORC?

Derby HO Racing Club 

[www.dhorc.co.uk](http://www.dhorc.co.uk)

# dhorc



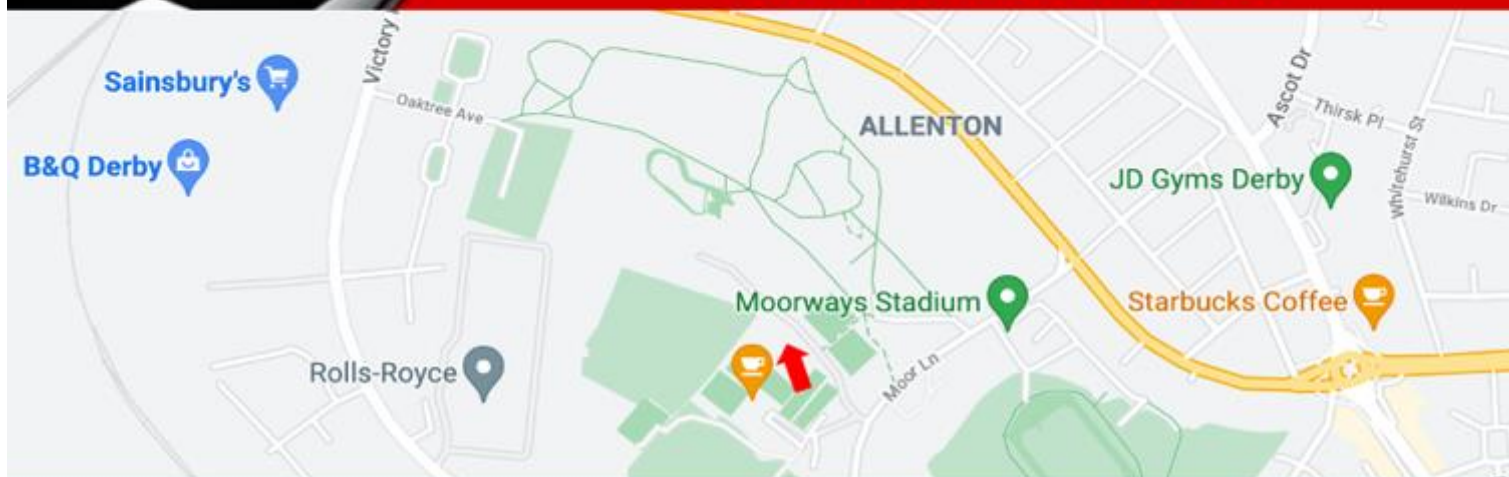
Home of HO Le Mans

TOMY AFX  
TYCO

Derby H:O Racing Club  
A Record Breaking Club



[www.dhorc.co.uk](http://www.dhorc.co.uk)



## DHORC's Club Room

DERBY LEISURE  
& EVENTS VENUE



## Derby Leisure Ltd Table Tennis Room

Derby Leisure Ltd,  
Moor Lane, Allenton  
Derby, DE24 9HY

Derby HO Racing Club 

[www.dhorc.co.uk](http://www.dhorc.co.uk)

# dhorc

Home of HO Le Mans

Carrera  
DIGITAL

Nick Sismey

[sismey80@hotmail.co.uk](mailto:sismey80@hotmail.co.uk)

07984 339192