

Visit dhorc.co.uk or Find us on **facebook**

Derby HO Racing Club 
www.dhorc.co.uk

dhorc

Home of HO Le Mans

TOMY AFX
TYCO

Club Night

664

Round 06

Long Beach – GC

04Apr23



ADULTS

- 01 S GOODLIP
- 02 L PATEMAN
- 03 N SISMEY

JUNIORS

- 01 L BOWLES
- 02 J LAWSON
- 03 JJ HUGHES-DOWD

This Week: DHORCingham Oval Date Set – First Donington Event of 2023

History and Key Facts

HO Club founded on 7 July 1992

- DHORC: Derby HO Racing Club ("HO" Is The Scale = 1/64th)
- Section of Derby Leisure & Events Venue, open to all!
- Home of world famous international Le Mans 24 Hour race.
- Smaller scale version of Scalextric, once set up works all night!
- Four and eight lane circuits
- Computerised timing
- Statistics for every meeting and every member since July 1992
- Over 20 race meetings each year
- 50+ circuit designs, up to 567 feet in length
- Eight-lane routed DHORCingham oval
- Two car categories – Tyco open wheel (F1)
 - Tomy SGP, BSRT, VSR enclosed wheel (GC)



Carrera Digital Club 1st race 18 January 2022

- 1/32nd Carrera Digital DTM & GT Cars
- 12+ Evenings a year, minimum 3x15-minute races per driver per evening.
- 7 circuits, 2 Evenings per circuit
- Full computerised timing and stats through SmartRace App



The Club Nights and Magazine Coverage

HO

- Racing starts between 18:45 and 19:00 hours – Finished by 21:30 hours
- Minimum of four 3-minute qualifying races & one Final (F1 or GC) for each member
- Championship points for all members
- Race report, news, photos and stats included in HO Magazine

Carrera Digital

- Racing starts between 18:00 and 18:15 hours – Finished by 21:30 hours
- Race report, news, photos and stats included in Carrera Magazine
- Championship points for all members

- Rules & regulations booklet covering all the DHORC rules produced each year
- Great family atmosphere, a help-all culture

Membership Fees, Car Costs and Prizes

- Adult £30 and junior (under 16) £15 for HO & Carrera, £40/£20 combined
- Only £50 Total expenditure for two cars HO Cars, £65 for one Carrera car
- All cars and spares can be bought at club
- Adult, Masters (over 56), Junior (16 & under) Championships

Championship Trophies presented at 1st Evening of following year





Editorial 664



The King is dead, long live the King! Our 20 year old **Brad Bowman** manufactured 8-lane 119' routed Rockingham Oval has been converted into a new 107'11" oval we have re-named DHORCingham. Thanks to some hard work from **Phil Rees**, **Stuart Gray** and **Dan Hughes-Dowd** we now have a new oval at DHORC. On 25Jul23 oval racing will return to the club for the first time since Feb'20. Please see Page 5.

With its tight hairpin just before the cars catapult down Shoreline Drive, our Tuesday night Long Beach circuit couldn't be further away from an oval. **Simon Goodlip** took his first Adult win on the Californian circuit to make it a hatrick of wins over the last three Club Nights. His victory takes him to the top of the standings from erstwhile leader **Angus Smith** who just retains the Masters' lead despite Simon's win there as well.

After his blip at Monaco **Lewis Bowles** was back to winning ways in the Golden State, racking up his fifth Junior win from six starts. Our reigning Junior Champion continues to hold a healthy lead in the 2023 Championship. Congrats all.

The Donington Park Corporate Event season begins at the end of April where we are supporting the Donington Historic Festival. Please see Page 13.

We now have nearly a month until our next Club Night (s) on 02May23 due to Easter and holidays. Looking forward to seeing all again next month in the sand dunes of Zandvoort.

Nick Sismey



Front Cover: Dan Hughes-Dowd and Lewis Blacker marshalling the hairpin.

DHORC		Committee...2023		DHORC	
Chairman / Treasurer	Nick Sismey	M 07984 339 192	sismey80@hotmail.co.uk		
Vice Chairman	Phil Rees	M 07912 378 652	dhorcman.p.r@ntlworld.com		
Secretary	Laura Edwards	M 07501 217 254	laurabubbles07@hotmail.co.uk		
Spares	Geoff Peach	M 07443 585 902	geoff@geoffpeach.com		
Race Control	Liam Smith	M 07477 698 158	liam-smith-93@hotmail.co.uk		
Race Control	Darryn Mutch	M 07954 741 677	darrynmutch@live.co.uk		
Scrutineer	Dean Garbett	M 07964 854 084	garbettd@sky.com		
Carrera Digital Scrutineer	Angus Smith	M 07591 813 431	angus@angussmith500.plus.com		
Carrera Digital	John Lamb	M 07758 917 497	john.lamb22@ntlworld.com		
Carrera Digital	Steve White	M 07859 999 480	wslotcarsteve@gmail.com		

ROLLS-ROYCE SLOT CAR MAGAZINE IS PUBLISHED AND COPYRIGHT 2023 BY DHORC, AND NO PORTION MAY BE REPRODUCED OR TRANSMITTED WITHOUT WRITTEN PERMISSION, AND MAY CONTAIN ARTICLES AND GRAPHICS REPRINTED WITH THE PERMISSION OF THE ORIGINAL COPYRIGHT HOLDER, WHO RETAINS ALL RIGHTS,

Contents 664

Page	Details
003	Editorial
004	Contents
005	News & Views Including..... 1. Acknowledgements 2. DHORCingham Oval is Go!!! - 25Jul23 3. Tomy AFX Turbo replacement - Bulldog 4. Donington Historical Festival BTCC
006	2023 Calendar
008	2023 Winners & Continuous Club Night Attendance Records
010	DHORC Official Clothing
012	Slot Cars & Spares
014	Razorlite Lexans HO
015	Race Report – Long Beach – 4th April 2023 - Round 06 of 32 Including..... Page 24 - Race Results Page 32 - Best Results Page 40 - Championship Tables
048	Members' Statistics
061	Next Race - Zandvoort – 2nd May 2023 - Rounds 07 & 08 of 32
066	Razorlite Lexans HO Catalogue



SLOT CARS DIRECT
UK's HO 1/64th Slot Car Specialist
We specialize in Tomy AFX, Viper Scale Racing
and Bulldog Racing Products.



Viper Scale Racing

News & Views.....664

1. Acknowledgements for DHORC 664

Phil Rees	Parc Ferme & Everything Else	Adam Turnbull	Packing Away
Angus Smith	Setting Up & Packing Away	Lewis Blacker	Parc Ferme & PA
John Lamb	Setting Up	Dan Hughes-Dowd	Packing Away
Stuart Gray	Setting Up & Packing Away	JJ Hughes-Dowd	Packing Away
Dan Turnbull	Race Control & Packing Away	Lee Pateman	Packing Away
Simon Goodlip	Packing Away	Reuben Litherland	Packing Away
Geoff Peach	Car Prep & Spares	Chris Bowles	Packing Away
Russell Lawson	Biscuits	Jacob Lawson	Distributing Biscuits
Lewis Bowles	Packing Away		

2. DHORCingham Oval is Go!!! – 25Jul23

After the successful test of the eight lane 107'11" DHORCingham Oval on 24Mar23 (thanks to **Stuart Gray, Dan Hughes-Dowd** and **Phil Rees**) we are looking to run our first DHORCingham Club Night on Tuesday 25Jul23, the first week of the school hols. This is the only additional night that will be added to the 2023 Championship. We will look at including it in the 16 Evenings next year if everyone is happy at the AGM.



Derby HO Racing Club		Calendar 2023			Derby HO Racing Club		
Day	Date	Location	Round	Round	Track		
Tuesday	10-Jan	Table Tennis Room	1 (F1)		Miami (NEW)		
Thu-Sun	12-15-Jan	NEC	Corporate		Autosport International Racing Car Show		
Tuesday	31-Jan	Table Tennis Room	2 (GC)		Interlagos		
Saturday	04-Feb	Lockington Village Hall	Corporate		Charity Event		
Tuesday	21-Feb	Table Tennis Room	3 (F1)	4 (GC)	Cadwell Park		
Tuesday	14-Mar	Table Tennis Room	5 (F1)		Monaco		
Tuesday	04-Apr	Table Tennis Room	6 (GC)		Long Beach		
Sat/Sun	29/30Apr	Donington Park	Corporate		Historic Festival		
Tuesday	02-May	Table Tennis Room	7 (F1)	8 (GC)	Zandvoort		
Tuesday	23-May	Table Tennis Room	9 (F1)	10 (GC)	Nashville		
Sat/Sun	27/28May	Donington Park	Corporate		British GT		
Tuesday	06-Jun	Table Tennis Room	11 (F1)	12 (GC)	Donington Park		
Tuesday	27-Jun	Table Tennis Room	13 (F1)	14 (GC)	Miami		
Tuesday	18-Jul	Table Tennis Room	15 (F1)	16 (GC)	Interlagos		
Tuesday	25-Jul	Table Tennis Room	17 (F1)	18 (GC)	DHORCingham Oval (NEW)		
Tuesday	08-Aug	Table Tennis Room	19 (F1)	20 (GC)	Cadwell Park		
Sat/Sun	12/13Aug	Donington Park	Corporate		Convoy in the Park		
Sunday	20-Aug	Donington Park	Corporate		Tunerfest		
Sat/Sun	26/27Aug	Donington Park	Corporate		BTCC (Provisional)		
Tuesday	12-Sep	Table Tennis Room	23 (F1)	24 (GC)	Monaco		
Tuesday	03-Oct	Table Tennis Room	25 (F1)	26 (GC)	Long Beach		
Sat/Sun	21/22Oct	Donington Park	Corporate		British GT		
Tuesday	24-Oct	Table Tennis Room	27 (F1)	28 (GC)	Zandvoort		
Tuesday	14-Nov	Table Tennis Room	29 (F1)	30 (GC)	Nashville		
Tuesday	21-Nov	Table Tennis Room			AGM		
Tuesday	28-Nov	Table Tennis Room	31 (F1)	32 (GC)	Donington Park		
Derby HO Racing Club		Carrera DIGITAL		Derby HO Racing Club		Carrera DIGITAL	
Day	Date	Location	Rounds*	Track			
Tuesday	03-Jan	Table Tennis Room	Test Night	Imola			
Tuesday	17-Jan	Table Tennis Room	1 2 3	Imola (New)			
Tuesday	07-Feb	Table Tennis Room	4 5 6	Imola			
Tuesday	14-Feb	Table Tennis Room	Test Night	Paul Ricard			
Saturday	18-Feb	Table Tennis Room	DISCA/DHORC	Sebring 3 Hours - Oxigen/Carrera GT4			
Tuesday	07-Mar	Table Tennis Room	7 8 9	Paul Ricard (New)			
Tuesday	28-Mar	Table Tennis Room	10 11 12	Paul Ricard			
Tuesday	18-Apr	Table Tennis Room	Test Night	Road Atlanta			
Tuesday	09-May	Table Tennis Room	13 14 15	Road Atlanta (New)			
Friday	02-Jun	Table Tennis Room	Test Night	Le Mans			
Saturday	03-Jun	Table Tennis Room	16 17 18 19 20 21	Le Mans (New)			
Tuesday	13-Jun	Table Tennis Room	22 23 24	Road Atlanta			
Tuesday	20-Jun	Table Tennis Room	Test Night	Brands Hatch			
Tuesday	04-Jul	Table Tennis Room	25 26 27	Brands Hatch (New)			
Tuesday	01-Aug	Table Tennis Room	28 29 30/31	Brands Hatch			
Tuesday	19-Sep	Table Tennis Room	33 34 35	Sakhir			
Tuesday	10-Oct	Table Tennis Room	35 36 37/38	Sakhir			
Tuesday	31-Oct	Table Tennis Room	Test Night	Monza			
Tuesday	07-Nov	Table Tennis Room	39 40 41	Daytona Sports Car Course			
Saturday	25-Nov	Table Tennis Room	DISCA/DHORC	Fuji 6 Hours - Oxigen/Carrera WEC			
Tuesday	12-Dec	Table Tennis Room	42 43 44	Daytona Sports Car Course			

Key: 20 or less HO racers then double finals, 21 and above then single finals

* Could be more than three Digital Rounds on a night, depending on attendance.

Note: 75% of HO Rounds count towards DHORC Championship which equals 24

Note: 75% of Digital Rounds count towards Carrera Championship which equals 32

We will set up from 10:15 hours as usual and once we have made some tweaks to the track and the wiring the oval will be up and running for testing throughout the day through until 18:30 hours. Note: that is only for your own cars, the DHORC cars (covered below) will only be used during the Club Night, which will add to the excitement and unpredictability!

The proposed format is to run four classes as shown below rather than the normal two. The first two classes will be cars supplied by DHORC (maybe next year folk can run their own cars) that everyone uses. The second two classes will be our normal cars.

Class 1 V-Jet (brass weighted) F1 – DHORC cars.

Class 2 Bulldog (upgraded Tomy AFX Turbo) GC – DHORC cars.

Class 3 Tyco 440X2 F1 – Own cars.

Class 4 Viper GC – Own cars.

Qualifying will be the time to complete five laps with F1 on Lane 6 and GC on Lane 4. Two people will Qualify together, one running F1 the other GC and then swapping. They will run all four Qualifying rounds one after the other to save time. If you crash during Qualifying your car will be replaced on the track so you can finish the five laps. We are proposing to run Qualifying in reverse order of the Championship standings to spice it up a bit!

The Finals will be eight lanes, three-minute crash and burn races, so if your car stops or leaves the track that is the end of your Final. We have always done this for our oval races.

For clarification if all 26 Adults turn up there will be four Finals in each class. If all nine Juniors are there then two Finals in each class. That would make a maximum of 24 Finals, which is manageable as Qualifying should be pretty quick.

Looking forward to some oval racing again for the first time in over three years! We can then establish the King of Speed award again!



Winners 2023

F1 Qualifies on **Yellow & Red**, GC on **Green & Blue** Lanes up to Round 12

Day	Date	Rnd	Track	Final	Adults	Masters	Juniors	Wooden
Tue	10-Jan	1	Miami	F1	L Pateman	A Smith	L Bowles	A Stevenson
Tue	31-Jan	2	Interlagos	GC	A Smith	A Smith	L Bowles	A Woodhouse
Tue	21-Feb	3	Cadwell Park	F1	A Smith (2)	A Smith (3)	L Bowles	M Dutton
Tue	21-Feb	4	Cadwell Park	GC	S Goodlip	S Goodlip	L Bowles	M Dutton (2)
Tue	14-Mar	5	Monaco	F1	S Goodlip	S Goodlip	JJ Hughes-Dowd	A Stevenson (2)
Tue	04-Apr	6	Long Beach	GC	S Goodlip (3)	S Goodlip (3)	L Bowles (5)	A Thompson
Tue	02-May	7	Zandvoort	F1				
Tue	02-May	8	Zandvoort	GC				
Tue	25-May	9	Nashville	F1				
Tue	25-May	10	Nashville	GC				
Tue	06-Jun	11	Donington Park	F1				
Tue	06-Jun	12	Donington Park	GC				
Tue	27-Jun	13	Miami	F1				
Tue	27-Jun	14	Miami	GC				
Tue	18-Jul	15	Interlagos	F1				
Tue	18-Jul	16	Interlagos	GC				
Tue	25-Jul	17	DHORCingham	F1				
Tue	25-Jul	18	DHORCingham	GC				
Tue	25-Jul	19	DHORCingham	F1				
Tue	25-Jul	20	DHORCingham	GC				
Tue	08-Aug	21	Cadwell Park	F1				
Tue	08-Aug	22	Cadwell Park	GC				
Tue	12-Sep	23	Monaco	F1				
Tue	12-Sep	24	Monaco	GC				
Tue	03-Oct	25	Long Beach	F1				
Tue	03-Oct	26	Long Beach	GC				
Tue	24-Oct	27	Zandvoort	F1				
Tue	24-Oct	28	Zandvoort	GC				
Tue	14-Nov	29	Nashville	F1				
Tue	14-Nov	30	Nashville	GC				
Tue	28-Nov	31	Donington Park	F1				
Tue	28-Nov	32	Donington Park	GC				

Race Winners

Derby HO Racing Club

www.dhorc.co.uk

Home of HO Le Mans

Adults

Simon Goodlip

Adults

Masters

Simon Goodlip

Masters

Juniors

Lewis Bowles

Juniors

Wooden

Andrew Thompson

Wooden

Continuous Club Night Attendance Records

Members below have built up ten or more continuous Club Night attendances, including DHORC 664:-

Nick Sismey	213 Club Nights	Phil Rees	51	Lewis Blacker	36
Angus Smith	31	Dan Turnbull	28	Dan Hughes-Dowd	14
JJ Hughes-Dowd	14	Adam Turnbull	12		

Record Continuous Club Night Attendance Nick Sismey 213

Record Continuous Evening Attendance Nick Sismey 192

Record Continuous Club Night Attendance from 1st Race Martin Allsopp 131

Derby HO Racing Club 

www.dhorc.co.uk

dhorc

Home of HO Le Mans

TOMY AFX
TYCO

DHORCingham



Derby HO Racing Club  www.dhorc.co.uk

dhere

Home of HO Le Mans

TOMY AFX
TYCO

Official Clothing



Please contact Nick Sismey



3. Tomy AFX Turbo replacement - Bulldog.

As many of you will know, former DHORC Member **Barry Johnson** (he used to work with **Simon Goodlip** and **Phil Rees** at a Toyota dealer in Derby and ran with them at our first Le Mans in 1992) and his local company Slot Cars Direct have produced an updated version of the trusty Tomy AFX Turbo chassis and called it the Bulldog. We will be using these in Class 2 mentioned above at DHORCingham.



Slot Cars & Spares



Open Wheel (F1)

Chassis	£10.00
Car (+ £7.5 if Painted)	£15.00
Resin Shell (+ £7.5 if Painted)	£6.00
Pickup Shoes (Pair)	£1.00
Pickup Springs	£0.25
Pinion Gear	£1.00
Front Tyres (Pair)	£1.50
Front Axle	£2.00
Brush Springs (Pair)	£1.00
Brushes (Pair)	£1.00
Motor Magnets (Pair)	£2.45
Bulkhead	£5.00
Armature	£4.00
Crown Gear	£2.00
Rear Tyres (Pair)	£2.00
Rear Axle	£3.00
Guide Pins	£1.00
Traction Magnets (Pair)	£2.00
Brush Tubes (Pair)	£2.00



Enclosed Wheel (GC)

#902 G3 or VSR Chassis	£30.00	(1st one £20)
Wet Weather V-Jet	£31.50	
Painted Lexan Body	£7.50+	
#250B G3 Pickup Shoes (Pair)	£1.00	
Pickup Springs	£0.25	
#417 7T Delrin Pinion Gear	£1.00	
SGP Black Pinion	£0.30	
#950 G3 Front Tyres (Pair)	£1.50	
Front Axle, Wheels and Tyres	£4.00	
Rear Axle and Washer	£5.50	
Rear Double Flanged Hubs (Pair)	£3.50	
#925 G3 Endbell	£6.00	
Armature	£4.00	
24T Delrin Crown Gear	£2.00	
Spacer washer	£0.25	
22T VSR Crown Gear	£2.00	
Rear Tyres (Pair)	£2.00	
#941 Guide Pins	£1.00	
Front Wheels (Pair)	£2.00	
VSR Pro Blank Chassis	£8.50	
Front Axle, Hubs & 'O' Rings	£3.00	



Updated 30Sep18

4. *Donington Historic Festival* ✓ *BTCC* ✗

Our first visit to Donington Park will be the Donington Historic Festival over the weekend of 29/30Apr23. Unfortunately we weren't able to bag the BTCC weekend as the site is overbooked. Looking forward to what coffers the Historic weekend brings us, it is the first time we have attended this event with one of our tracks. Thanks in advance to all who will support this fixture.





Visit our
Facebook Page
or the back of
this magazine



Clear plastic bodies to suit a variety of HO
chassis. Many not found elsewhere



Race Report



Round 06

Long Beach – GC Finals

4th April 2023

Rounds 6

Long Beach (USA)

Rounds 25&26

Previous Results

	Adults			1st	2nd	3rd
DHORC 631 F1	11-Jan	2022	79'4"	P Rees	S Goodlip	L Pateman
DHORC 632 GC	11-Jan	2022	79'4"	L Pateman	A Turnbull	S Goodlip
DHORC 645 F1	28-Jun	2022	79'4"	N Sismey	P Rees	C Bowles
DHORC 646 GC	28-Jun	2022	79'4"	L Pateman	A Smith	A Turnbull
DHORC 664 GC	04-Apr	2023	79'4"	S Goodlip	L Pateman	N Sismey
	Juniors			1st	2nd	3rd
DHORC 631 F1	11-Jan	2022	79'4"	J Lawson	N/A	N/A
DHORC 632 GC	11-Jan	2022	79'4"	J Lawson	N/A	N/A
DHORC 645 F1	28-Jun	2022	79'4"	L Bowles	J Thompson	E Doyle
DHORC 646 GC	28-Jun	2022	79'4"	L Bowles	J Thompson	E Doyle
DHORC 664 GC	04-Apr	2023	79'4"	L Bowles	J Lawson	JJ Hughes-Dowd

Circuit Records

Lap Length 79'4"

Qualifying

F1/GC	Driver	Date
	A Smith.	04Apr23
	120.2 Laps	
F1	L Pateman	11Jan22
	54.1 Laps	
GC	L Pateman	28Jun22
	73.0 Laps	

Fastest Laps

F1	S Goodlip	11Jan22	5.46 secs
GC	L Pateman	11Jan22	4.18 secs

Race Laps

F1	P Rees	11Jan22	28.2 Laps
GC	L Pateman	28Jun22	38.8 Laps

Final Points

	L Blacker	11Jan22
	J Lamb	11Jan22
3.5 Points	A Turnbull	11Jan22
	S Goodlip	28Jun22
	R Litherland	04Apr23

The image shows the ACURA GRAND PRIX OF LONG BEACH logo with a checkered flag and an American flag. Below it is a detailed track diagram of the Long Beach circuit, featuring 9 numbered corners and 9 power input points. A legend indicates corner types: 180° (green), 135° (red), 90° (blue), and 45° (yellow).

DHORC 664





Testing well under way before the Club Night began.




GC Finals ADULT REPORT GC Finals

Simon's Shoreline Drive to Victory

'A' Final – **Simon Goodlip** made it a hattrick of consecutive victories in '23 at Long Beach on Tuesday night. With 154 sixth gear runs down the flat out Shoreline Drive during the Club Night he recorded a total of four more laps than Pole sitter **Angus Smith** (150) and three more than second place finisher **Lee Pateman** (151). Third placed driver **Nick Sismey**, who had to win the 'B' first, pipped them all with 168.9 laps, the most of the night!

To put this into more context Simon beat Lee by 1.5 laps, Nick by 2.9 laps and Angus by 7.0 laps in the 'A' Final. He now has 86 wins to his name and goes into second place on his own in the all-time record charts. While only finishing fourth Angus still took home the fastest lap of the night, his 55th, which also puts him alone in second in the all-time record charts in that category. With Simon on three wins, Angus on two and Lee on one this year just 15 points separate them atop the Championship, with Simon taking the lead. He also continues to lead the DHORC Challenge.


Angus was the only Adult racer to set a new track record, combined Pole. As it was the first time we have run single Finals at Long Beach. He also retains his Masters lead by just two points.


























































Round 06 - ADULTS

Long Beach GC - USA

4th April 2023



						
						
						
						
						
						
						
						
						
						
2nd Lee Pateman	1st Simon Goodlip	3rd Nick Sismey				



Chris Bowles prepping his cars.

'B' Final – **Reuben Litherland** led the majority of the 'B' Final with Nick mercilessly chasing him down. Reuben, having won the 'C' after a lengthy battle, found himself up against stiff opposition. **Phil Rees** was having a great run, leading the pack on Yellow lane but an off onto the Drivers' stand where there hadn't been the need for a marshal before, saw him lose two laps while he retrieved his car. He subsequently decided to step down, unfortunately. A few laps later **Adam Turnbull** took the same course of action having been taken off twice early on followed by a big crash splitting his car into three parts. Phil ducked out at 9 laps, Adam 16.

This left Nick inching ever closer to Reuben until their cars were stuck together for a few laps before Reuben hit the boonies and Nick jumped into the 'A' Final by 0.9 laps. Reuben however equalled the Long Beach Final points record with 3.5, joining three others on the same score.

'C' Final – **Chris Bowles** is keen to make that extra step and take his first Adult win. He may be coming slightly earlier in the future to get in some more practice. He must be favourite to be our newest winner! In his 106th start he gave Reuben something to think about through most of the 'C' as they were only separated by 0.06 seconds on lap time. Reuben eked out a 1.7 lap lead come the flag but had to dig deep to do so.

Dan Turnbull took leave of absence from running Race Control to take victory in the 'D' Final and then went on to beat **Geoff Peach** to ninth overall by the slimmest of margins, 0.1 laps. Geoff was as quite as a church mouse during his run, which was alluded to after the race. Geoff just smiled!

'D' Final – **Lewis Bowles** pipped namesake **Lewis Blacker** by the same margin here for 11th. They in turn were only 0.8 and 0.9 laps respectively behind Dan in an incredibly close fought out battle. Their fastest laps were only 0.19 seconds apart as all three jostled for the win. **Jacob Lawson** joined Nick and Reuben with his first Final win of the year, the 'E'. He however struggled on the difficult Blue lane here dropping 8.8 laps to the next contender. Incredibly Mr Blacker matched his best GC Laps and fastest lap set on 28Jun22 exactly! What are the chances of that?

'E' Final – **JJ Hughes-Dowd** had to concede a placing to Jacob again here, just like he did earlier in the Junior 'A' Final. Both improved on their earlier scores by 3.2 and 2 laps, but it was Jacob who jumped into a second Final by 2.3 laps. **Stuart Gray** took his third Final win of the year to move up to sixth in the DHORC Challenge after taking third in the 'E'. Half a lap separated him from **Russell Lawson** who again kindly brought the gift of biscuits for all to savour!

'F' Final – **Dan Hughes-Dowd** remains in second in the DHORC Challenge with the 1.5 points he took for being second in the 'F'. Simon would only eke out 0.5 more points than Dan, the lead now at a very catchable 1.5 points. He all but matched Stuart on lap time here, losing out to the much more experienced Mr Gray by a creditable 1.3 laps.

'Early G' Final – With three racers in the early Final, Pole sitter **Alan Stevenson** converted his front grid slot into a win by 1.1 laps over **Andrew Woodhouse**, who was running his own chassis for the very first time. He in turn added 2.8 points to Birthday Boy **Andrew Thompson** who celebrated by taking home his first Wooden Spoon of the year.

MASTERS REPORT

Simon moves closer to the top of the Masters.

Simon's third Masters (can't believe I am writing this while watching the golf Masters on TV) win matched third placed Angus' three wins to take the former to within two points of the latter in the Championship. Nick was second on the night, with Phil in fourth, then Geoff followed by Stuart.



Birthday boy Andrew Thompson and son Jamie

JUNIOR REPORT

Lewis back at the top of the pile

'A' Final – **Lewis Bowles** returned to victory lane in Southern California after a race long battle with **Jacob Lawson**. After recording 12.4 more GC laps than Jacob, and breaking his own GC laps record, on the way to Pole (a new Junior record as we hadn't run single Finals before at Long Beach) Lewis must have thought Jacob wouldn't be his nearest foe. However, Jacob had taken his shoes off after Qualifying (as he was getting static discharge while marshalling), had he taken his socks off as well he might have won as the deficit was just 0.3 laps at the flag. Jacob had also broken his old F1 laps track record in Qualifying, adding 1.1 laps to his 11Jan22 record of 21.7 laps so he was on it!

With **JJ Hughes-Dowd** dropping from second on the grid to third at the end of the 15-minutes Lewis increased his lead at the top of the standings to his nearest rival. JJ however set his second fastest lap of the night beating Lewis by just 0.03 seconds and Jacob by 0.11 seconds. It is looking good for the rest of the year with these three fighting it out for top spot! **Jamie Thompson** set the fastest F1 lap of the evening in Qualifying and then jumped out of the 'B' Final to take fourth overall in his second start of the year.



'B' Final – **Jenson Woodhouse** was Jamie's closest rival in the first Junior Final, losing out by 4.5 laps. He in turn beat our two youngest racers **Timmy Stevenson** and **Ellis Woodhouse** by 2.6 and 4.7 laps. It was certainly a tricky track with the hairpin but boy did our youngsters give it a go!



Great family Club, Jenson, Ellis & Andrew Woodhouse above,
with Alan & Timmy Stevenson below



Race Results

LONG BEACH

Y P REES	Y N SISMER	Y A SMITH
G S GRAY	G L BLACKER	G A TURNBULL
R D HUGHES-DOWD	R S GOODLIP	R C BOWLES
B D TURNBULL	B G PEACH	B L PATZEMAN
Y R LITHERLAND	Y JJ HUGHES-DOWD	Y J THOMPSON
G A WOODHOUSE	G L BOWLES	G A THOMPSON
R E WOODHOUSE	R J LAWSON	R A STEVENSON
B J WOODHOUSE	B T STEVENSON	B R LAWSON
J LEWIS	A SIMON	
JACOB	LEE	
JJ	NICH	

Who Came Where?

Who Scored What?



Stuart Gray preparing his cars for the evening ahead.

DERBY H:O RACING CLUB CHAMPIONSHIP RACE 664											
Long Beach GC - 04 April 2023 - Round 06											
M = HO Master			MASTER POINTS TABLE				NM = NON MEMBER				
QUALIFYING			FINAL POSITIONS			POINTS TOTAL			FINAL POINTS		
POS	ADULT	LAPS	POS	ADULT	PTS	POS	ADULT	PTS	POS	ADULT	PTS
1	A Smith (M)	120.2	1	S Goodlip (M)	45	1	S Goodlip (M)	45	1	R Litherland	3.5
2	S Goodlip (M)	118.2	2	L Pateman	38	2	L Pateman	40	2	N Sismey (M)	3.0
3	L Pateman	116.7	3	N Sismey (M)	34	3	N Sismey (M)	34	2	D Turnbull	3.0
4	A Turnbull	107.2	4	A Smith (M)	31	3	A Smith (M)	34	2	S Gray (M)	3.0
5	N Sismey (M)	105.2	5	R Litherland	29	5	R Litherland	29	5	J Lawson	2.5
5	P Rees (M)	105.2	6	A Turnbull	28	6	A Turnbull	28	6	S Goodlip (M)	2.0
7	R Litherland	97.4	7	P Rees (M)	27	7	P Rees (M)	27	7	L Pateman	1.5
8	C Bowles	96.5	8	C Bowles	26	8	C Bowles	26	7	C Bowles	1.5
9	G Peach (M)	96.0	9	D Turnbull	25	9	D Turnbull	25	7	L Bowles	1.5
10	D Turnbull	94.8	10	G Peach (M)	24	10	G Peach (M)	24	7	JJ Hughes-Dowd	1.5
11	L Blacker	93.0	11	L Bowles	23	11	L Bowles	23	7	D Hughes-Dowd	1.5
12	L Bowles	92.2	12	L Blacker	22	12	L Blacker	22	12	A Turnbull	1.0
13	R Lawson	87.6	13	J Lawson	21	13	J Lawson	21	12	L Blacker	1.0
14	JJ Hughes-Dowd	87.1	14	JJ Hughes-Dowd	20	14	JJ Hughes-Dowd	20	14	A Smith (M)	0.5
15	A Stevenson	82.4	15	S Gray (M)	19	15	S Gray (M)	19	14	P Rees (M)	0.5
16	J Lawson	81.4	16	R Lawson	18	16	R Lawson	18	14	G Peach (M)	0.5
17	A Thompson	78.1	17	D Hughes-Dowd	17	17	D Hughes-Dowd	17	14	R Lawson	0.5
18	S Gray (M)	75.8	18	A Stevenson	16	18	A Stevenson	16	18	A Stevenson	0.0
19	A Woodhouse	74.4	19	A Woodhouse	15	19	A Woodhouse	15	18	A Thompson	0.0
20	D Hughes-Dowd	72.0	20	A Thompson	14	20	A Thompson	14	18	A Woodhouse	0.0
QUALIFYING			FINAL POSITIONS			POINTS TOTAL			FINAL POINTS		
POS	JUNIOR	LAPS	POS	JUNIOR	PTS	POS	JUNIOR	PTS	POS	JUNIOR	PTS
1	L Bowles	92.2	1	L Bowles	45	1	L Bowles	47	1	J Thompson	2.5
2	JJ Hughes-Dowd	87.1	2	J Lawson	38	2	J Lawson	39	2	L Bowles	2.0
3	J Lawson	81.4	3	JJ Hughes-Dowd	34	3	JJ Hughes-Dowd	35	3	J Lawson	1.5
4	J Thompson	78.0	4	J Thompson	31	4	J Thompson	32	3	J Woodhouse	1.5
5	T Stevenson	65.4	5	J Woodhouse	29	5	J Woodhouse	29	5	JJ Hughes-Dowd	1.0
6	J Woodhouse	60.0	6	T Stevenson	28	6	T Stevenson	28	5	T Stevenson	1.0
7	E Woodhouse	42.6	7	E Woodhouse	27	7	E Woodhouse	27	7	E Woodhouse	0.5



JJ Hughes-Dowd, Lewis Bowles, Jacob Lawson and Timmy were the first of three groups that kicked off the evening before the Junior and Early Finals.



The second and third groups to Qualify. Above, Alan, Russell Lawson, Jamie and Andrew. Below, Reuben Litherland, Andrew, Ellis and Jenson.



DERBY H:O RACING CLUB CHAMPIONSHIP RACE 664													
FORMULA 1 CAR LAPS & TIMES						GROUP 'C' CAR LAPS & TIMES							
FASTEST LAPS			BEST RACE LAPS (3 MINS)			FASTEST LAPS			BEST RACE LAPS (3 MINS)				
POS	ADULT	TIME	SPEED	POS	ADULT	LAPS	POS	ADULT	TIME	SPEED	POS	ADULT	LAPS
1	L Pateman	5.66	9.557	1	A Smith (M)	28.0	1	A Smith (M)	4.43	12.210	1	S Goodlip (M)	35.8
2	C Bowles	5.94	9.106	2	P Rees (M)	26.9	2	L Pateman	4.47	12.101	2	L Pateman	34.3
3	S Goodlip (M)	5.96	9.076	3	S Goodlip (M)	26.1	3	S Goodlip (M)	4.54	11.914	3	A Smith (M)	34.0
4	A Smith (M)	5.99	9.030	4	A Turnbull	25.2	4	C Bowles	4.78	11.316	4	N Sismey (M)	32.9
5	A Turnbull	6.07	8.911	5	L Pateman	25.1	5	R Litherland	4.80	11.269	5	R Litherland	31.8
6	R Litherland	6.25	8.655	6	N Sismey (M)	24.3	6	A Turnbull	4.96	10.905	6	A Turnbull	30.9
7	P Rees (M)	6.27	8.627	7	R Litherland	23.2	7	N Sismey (M)	5.07	10.669	7	C Bowles	30.1
8	N Sismey (M)	6.73	8.037	8	C Bowles	22.8	8	L Blacker	5.19	10.422	8	D Turnbull	28.4
9	G Peach (M)	6.74	8.025	8	D Turnbull	22.8	9	P Rees (M)	5.32	10.167	9	G Peach (M)	28.3
9	D Turnbull	6.74	8.025	8	J Lawson	22.8	10	JJ Hughes-Dowd	5.33	10.148	10	P Rees (M)	28.0
11	D Hughes-Dowd	6.80	7.955	11	G Peach (M)	22.5	11	G Peach (M)	5.36	10.092	11	J Lawson	27.8
12	J Lawson	7.00	7.727	12	JJ Hughes-Dowd	20.5	12	D Turnbull	5.42	9.980	12	L Bowles	27.6
13	L Blacker	7.08	7.640	13	D Hughes-Dowd	20.4	13	L Bowles	5.52	9.799	13	L Blacker	27.3
14	L Bowles	7.27	7.440	14	L Blacker	20.2	14	J Lawson	5.76	9.391	14	R Lawson	26.0
15	R Lawson	7.29	7.420	14	L Bowles	20.2	15	R Lawson	5.97	9.060	15	JJ Hughes-Dowd	25.5
16	A Thompson	7.35	7.359	14	R Lawson	20.2	16	S Gray (M)	6.21	8.710	16	S Gray (M)	23.8
17	JJ Hughes-Dowd	7.51	7.202	17	A Thompson	19.2	17	A Thompson	6.48	8.347	17	A Stevenson	23.4
18	A Woodhouse	7.54	7.174	17	A Woodhouse	19.2	18	D Hughes-Dowd	6.55	8.258	18	A Woodhouse	22.3
19	A Stevenson	7.67	7.052	19	A Stevenson	18.8	19	A Stevenson	6.63	8.158	19	A Thompson	20.8
20	S Gray (M)	8.03	6.736	20	S Gray (M)	18.0	20	A Woodhouse	6.95	7.783	20	D Hughes-Dowd	20.5
FASTEST LAPS			BEST RACE LAPS (3 MINS)			FASTEST LAPS			BEST RACE LAPS (3 MINS)				
POS	JUNIOR	TIME	SPEED	POS	JUNIOR	LAPS	POS	JUNIOR	TIME	SPEED	POS	JUNIOR	LAPS
1	J Thompson	6.90	7.839	1	J Lawson	22.8	1	JJ Hughes-Dowd	5.85	9.246	1	L Bowles	27.6
2	J Lawson	7.00	7.727	2	JJ Hughes-Dowd	20.5	2	L Bowles	5.88	9.199	2	J Lawson	25.8
3	L Bowles	7.27	7.440	3	J Thompson	20.4	3	J Lawson	5.96	9.076	3	JJ Hughes-Dowd	24.6
4	JJ Hughes-Dowd	7.51	7.202	4	L Bowles	20.2	4	J Thompson	6.32	8.559	4	J Thompson	20.8
5	J Woodhouse	7.75	6.979	5	J Woodhouse	15.4	5	J Woodhouse	7.61	7.108	5	T Stevenson	19.3
6	T Stevenson	8.86	6.105	6	T Stevenson	15.0	6	T Stevenson	7.64	7.080	6	J Woodhouse	16.8
7	E Woodhouse	9.63	5.617	7	E Woodhouse	11.9	7	E Woodhouse	10.21	5.298	7	E Woodhouse	11.6



JJ set the fastest Junior lap on the night.



Dan Turnbull spent most of the evening at Race Control, but still had time to win a Final.

DERBY H.O RACING CLUB CHAMPIONSHIP RACE 664																				
Long Beach GC - 04 April 2023 - Round 06																				
QUALIFYING AND FINAL RACE RESULTS																				
CL	NAME	ROUND 1 (F1) Y		ROUND 2 (GC) G		ROUND 3 (F1) R		ROUND 4 (GC) B		QUAL	FIN	FIN	FINAL 1		FINAL 2		BEST		TOTAL	
		LAPS	TIME	LAPS	TIME	LAPS	TIME	LAPS	TIME				LAPS	PTS	LAPS	TIME	LAPS	TIME		LAP
A	A Smith (M)	28.0	5.99	34.0	4.59	25.3	6.05	32.9	4.91	120.2	A4	0.5	29.8	4.43			34.0	4.43	150.0	
A	S Goodlip (M)	24.5	6.10	33.8	4.54	28.1	5.96	33.8	4.72	118.2	A1	2.0	35.8					35.8	4.54	154.0
A	L Pateman	25.1	6.13	33.3	4.47	25.0	5.66	33.3	4.70	116.7	A2	1.5	34.3	4.65			34.3	4.47	151.0	
A	A Turnbull	23.2	6.07	30.9	4.99	25.2	6.28	27.9	5.53	107.2	B3	1.0	16.0	4.96			30.9	4.96	123.2	
A	N Sismey (M)	24.3	6.73	30.9	7.13	20.8	6.95	29.2	5.51	105.2	A3	3.0	30.8	5.15	32.9	5.07	32.9	5.07	168.9	
A	P Rees (M)	26.9	6.29	28.0	5.32	23.9	6.27	26.4	5.85	105.2	B4	0.5	9.0	5.57			28.0	5.32	114.2	
A	R Litherland	23.2	6.25	28.4	4.80	19.4	7.22	26.4	5.67	97.4	B2	3.5	31.8	4.87	29.9	5.19	31.8	4.80	159.1	
A	C Bowles	22.8	5.94	28.9	4.78	19.8	6.94	25.0	5.46	96.5	C2	1.5	30.1	4.93			30.1	4.78	126.6	
A	G Peach (M)	20.9	7.13	26.4	5.36	22.5	6.74	26.2	5.72	96.0	C4	0.5	28.3	5.47			28.3	5.36	124.3	
A	D Turnbull	22.8	6.80	26.2	5.54	19.9	6.74	25.9	6.23	94.8	C3	3.0	28.2	5.42	28.4	5.84	28.4	5.42	151.4	
A	L Blacker	20.0	7.08	27.2	5.19	20.2	7.15	25.6	5.97	93.0	D3	1.0	27.3	5.33			27.3	5.19	120.3	
A	L Bowles	19.8	7.27	27.6	5.88	20.2	7.53	24.6	6.34	92.2	D2	1.5	27.4	5.52			27.6	5.52	27.4	
A	R Lawson	20.2	7.29	26.0	5.97	17.2	7.52	24.2	6.42	87.6	E4	0.5	23.3	6.17			26.0	5.97	110.9	
A	JJ Hughes-Dowd	20.5	7.51	24.6	5.85	18.8	7.69	23.2	6.48	87.1	E2	1.5	25.5	5.33			25.5	5.33	25.5	
A	A Stevenson	18.8	7.67	22.9	6.94	18.5	7.77	22.2	7.03	82.4	E1	1.0	23.4	6.63			23.4	6.63	105.8	
A	J Lawson	22.8	7.00	19.9	5.96	17.8	7.47	20.9	6.38	81.4	D4	2.5	27.8	5.76	18.5	6.60	27.8	5.76	46.3	
A	A Thompson	18.8	7.35	19.3	6.79	19.2	7.59	20.8	6.59	78.1	G3		19.5	6.48			20.8	6.48	97.6	
A	S Gray (M)	18.0	8.34	20.0	7.15	17.3	8.03	20.5	7.49	75.8	E3	3.0	21.8	6.87	23.8	6.21	23.8	6.21	121.4	
A	A Woodhouse	19.2	7.54	20.0	7.12	16.2	7.59	19.0	7.72	74.4	G2		22.3	6.95			22.3	6.95	96.7	
A	D Hughes-Dowd	20.4	6.80	19.1	6.55	16.0	7.60	16.5	6.95	72.0	F2	1.5	20.5	6.68			20.5	6.55	92.5	
J	L Bowles	19.8	7.27	27.6	5.88	20.2	7.53	24.6	6.34	92.2	A1	2.0	26.1	5.90			27.6	5.88	118.3	
J	JJ Hughes-Dowd	20.5	7.51	24.6	5.85	18.8	7.69	23.2	6.48	87.1	A3	1.0	22.2	6.89			24.6	5.85	109.3	
J	J Lawson	22.8	7.00	19.9	5.96	17.8	7.47	20.9	6.38	81.4	A2	1.5	25.8	5.98			25.8	5.96	107.2	
J	J Thompson	20.4	6.90	19.8	6.63	18.5	7.89	19.3	6.72	78.0	A4	2.5	20.8	6.32	20.2	6.51	20.8	6.32	119.0	
J	T Stevenson	15.0	10.14	19.3	7.64	14.9	8.86	16.2	9.00	65.4	B3	1.0	13.7	8.63			19.3	7.64	79.1	
J	J Woodhouse	15.4	7.87	16.8	7.61	14.6	7.75	13.2	8.35	60.0	B2	1.5	16.3	8.09			16.8	7.61	76.3	
J	E Woodhouse	11.9	9.63	10.0	11.05	10.9	12.29	9.8	12.23	42.6	B4	0.5	11.6	10.21			11.9	9.63	54.2	
TOTAL FEET													232,485.4		TOTAL LAPS		2,930.5			



Lewis took his fifth win of the year on Tuesday.



A big thanks again to Russell for the box of biscuits.

Everyone's
Best Results
At This Circuit



What are my Best Scores?
Who Have I Beaten?



Junior 'B' Final, Ellis (7th), Timmy (6th), winner Jamie and Jenson (5th).

Long Beach Best Off Chart 1

Qualifying Combined					Final Points			
Pos	Adult	Laps	MPH	Date	Pos	Adult	Pts	Date
1	A Smith	120.2	9.030	04-Apr-23	1	L Blacker	3.5	11-Jan-22
2	S Goodlip (M)	118.2	8.880	04-Apr-23	1	A Turnbull	3.5	11-Jan-22
3	L Pateman	116.7	8.767	04-Apr-23	1	J Lamb	3.5	11-Jan-22
4	A Turnbull	107.2	8.054	04-Apr-23	1	S Goodlip (M)	3.5	28-Jun-22
5	N Sismey (M)	105.2	7.903	04-Apr-23	1	R Litherland	3.5	04-Apr-23
5	P Rees (M)	105.2	7.903	04-Apr-23	6	D Garbett (M)	3.0	11-Jan-22
7	R Litherland	97.4	7.317	04-Apr-23	6	C Bowles	3.0	28-Jun-22
8	C Bowles	96.5	7.250	04-Apr-23	6	N Sismey (M)	3.0	04-Apr-23
9	G Peach (M)	96.0	7.212	04-Apr-23	6	S Gray (M)	3.0	04-Apr-23
10	D Turnbull	94.8	7.122	04-Apr-23	6	D Turnbull	3.0	04-Apr-23
11	L Blacker	93.0	6.987	04-Apr-23	11	C Cooper	2.5	11-Jan-22
12	L Bowles	92.2	6.927	04-Apr-23	11	P Rees (M)	2.5	11-Jan-22
13	R Lawson	87.6	6.581	04-Apr-23	11	J Lawson	2.5	04-Apr-23
14	JJ Hughes-Dowd	87.1	6.543	04-Apr-23	14	L Pateman	2.0	11-Jan-22
15	A Stevenson	82.4	6.190	04-Apr-23	15	R Lawson	1.5	11-Jan-22
16	J Lawson	81.4	6.115	04-Apr-23	15	L Bowles	1.5	04-Apr-23
17	A Thompson	78.1	5.867	04-Apr-23	15	JJ Hughes-Dowd	1.5	04-Apr-23
18	S Gray (M)	75.8	5.695	04-Apr-23	15	D Hughes-Dowd	1.5	04-Apr-23
19	A Woodhouse	74.4	5.589	04-Apr-23	19	G Peach (M)	1.0	11-Jan-22
20	D Hughes-Dowd	72.0	5.409	04-Apr-23	19	M Dutson	1.0	28-Jun-22
21	C Cooper	N/A	N/A	N/A	21	A Smith	0.5	28-Jun-22
21	D Garbett (M)	N/A	N/A	N/A	22	A Thompson	0.0	28-Jun-22
21	J Lamb	N/A	N/A	N/A	22	A Stevenson	0.0	04-Apr-23
21	M Dutson	N/A	N/A	N/A	22	A Woodhouse	0.0	04-Apr-23
Pos	Junior	Laps	MPH	Date	Pos	Junior	Pts	Date
1	L Bowles	92.2	6.927	04-Apr-23	1	J Thompson	2.5	04-Apr-23
2	JJ Hughes-Dowd	87.1	6.543	04-Apr-23	2	J Lawson	2.0	11-Jan-22
3	J Lawson	81.4	6.115	04-Apr-23	2	L Bowles	2.0	28-Jun-22
4	J Thompson	78.0	5.860	04-Apr-23	4	J Woodhouse	1.5	04-Apr-23
5	T Stevenson	65.4	4.913	04-Apr-23	5	E Doyle	1.0	28-Jun-22
6	J Woodhouse	60.0	4.508	04-Apr-23	5	JJ Hughes-Dowd	1.0	04-Apr-23
7	E Woodhouse	42.6	3.200	04-Apr-23	5	T Stevenson	1.0	04-Apr-23
8	E Doyle	N/A	N/A	N/A	8	E Woodhouse	0.5	04-Apr-23





Junior 'A' Finals, Jacob (2nd), winner Lewis, Jamie (4th) and JJ (3rd).



Long Beach Best Off Chart 2 - F1

Qualifying					Fastest Laps					Race Laps				
Pos	Adult	Laps	MPH	Date	Pos	Adult	Time	MPH	Date	Pos	Adult	Laps	MPH	Date
1	L Pateman	54.1	8.129	11-Jan-22	1	S Goodlip (M)	5.46	9.907	11-Jan-22	1	P Rees (M)	28.2	8.474	11-Jan-22
2	P Rees (M)	52.0	7.813	11-Jan-22	2	L Pateman	5.62	9.625	11-Jan-22	2	A Smith	28.0	8.414	04-Apr-23
3	S Goodlip (M)	50.8	7.633	11-Jan-22	3	A Turnbull	5.87	9.215	11-Jan-22	3	S Goodlip (M)	27.8	8.354	11-Jan-22
4	N Sismey (M)	50.7	7.618	11-Jan-22	4	P Rees (M)	5.94	9.106	11-Jan-22	4	L Pateman	27.3	8.204	11-Jan-22
5	A Turnbull	48.1	7.227	28-Jun-22	4	C Bowles	5.94	9.106	04-Apr-23	5	N Sismey (M)	26.9	8.084	28-Jun-22
6	C Bowles	47.1	7.077	28-Jun-22	6	A Smith	5.98	9.045	28-Jun-22	6	A Turnbull	26.7	8.023	11-Jan-22
7	R Litherland	45.9	6.897	11-Jan-22	7	G Peach (M)	6.02	8.985	11-Jan-22	7	D Garbett (M)	26.2	7.873	11-Jan-22
8	A Smith	45.7	6.867	28-Jun-22	8	N Sismey (M)	6.10	8.867	28-Jun-22	8	C Bowles	25.8	7.753	28-Jun-22
9	D Garbett (M)	43.4	6.521	11-Jan-22	9	D Garbett (M)	6.12	8.838	11-Jan-22	9	L Blacker	23.6	7.092	11-Jan-22
10	R Lawson	43.0	6.461	11-Jan-22	10	R Litherland	6.25	8.655	04-Apr-23	10	S Gray (M)	23.5	7.062	11-Jan-22
11	G Peach (M)	42.1	6.326	11-Jan-22	11	D Turnbull	6.59	8.208	11-Jan-22	11	R Litherland	23.2	6.972	04-Apr-23
12	S Gray (M)	41.9	6.296	11-Jan-22	12	J Lamb	6.60	8.196	11-Jan-22	12	R Lawson	22.8	6.851	11-Jan-22
13	D Turnbull	40.9	6.145	11-Jan-22	13	S Gray (M)	6.65	8.134	11-Jan-22	12	D Turnbull	22.8	6.851	04-Apr-23
14	L Blacker	40.8	6.130	11-Jan-22	14	C Cooper	6.66	8.122	11-Jan-22	12	J Lawson	22.8	6.851	04-Apr-23
15	M Dutson	37.6	5.649	28-Jun-22	15	L Blacker	6.75	8.013	11-Jan-22	15	G Peach (M)	22.5	6.761	04-Apr-23
16	C Cooper	36.1	5.424	11-Jan-22	16	D Hughes-Dowd	6.80	7.955	04-Apr-23	16	C Cooper	21.7	6.521	11-Jan-22
17	J Lamb	33.4	5.018	11-Jan-22	17	J Lawson	7.00	7.727	04-Apr-23	17	J Lamb	20.7	6.220	11-Jan-22
18	A Thompson	31.9	4.793	28-Jun-22	18	R Lawson	7.17	7.544	11-Jan-22	18	JJ Hughes-Dowd	20.5	6.160	04-Apr-23
19	A Stevenson	N/A	N/A	N/A	19	L Bowles	7.27	7.440	04-Apr-23	19	D Hughes-Dowd	20.4	6.130	04-Apr-23
19	A Woodhouse	N/A	N/A	N/A	20	A Thompson	7.35	7.359	04-Apr-23	20	M Dutson	20.3	6.100	28-Jun-22
19	D Hughes-Dowd	N/A	N/A	N/A	21	JJ Hughes-Dowd	7.51	7.202	04-Apr-23	21	L Bowles	20.2	6.070	04-Apr-23
19	J Lawson	N/A	N/A	N/A	22	A Woodhouse	7.54	7.174	04-Apr-23	22	A Thompson	19.9	5.980	28-Jun-22
19	JJ Hughes-Dowd	N/A	N/A	N/A	23	A Stevenson	7.67	7.052	04-Apr-23	23	A Woodhouse	19.2	5.770	04-Apr-23
19	L Bowles	N/A	N/A	N/A	24	M Dutson	7.68	7.043	28-Jun-22	24	A Stevenson	18.8	5.649	04-Apr-23
Pos	Junior	Laps	MPH	Date	Pos	Junior	Time	MPH	Date	Pos	Junior	Laps	MPH	Date
1	J Lawson	40.6	6.100	11-Jan-22	1	L Bowles	6.58	8.220	28-Jun-22	1	J Lawson	22.8	6.851	04-Apr-23
2	L Bowles	36.9	5.544	28-Jun-22	2	J Thompson	6.90	7.839	04-Apr-23	2	L Bowles	21.4	6.431	28-Jun-22
3	J Thompson	31.3	4.703	28-Jun-22	3	J Lawson	6.98	7.749	11-Jan-22	3	JJ Hughes-Dowd	20.5	6.160	04-Apr-23
4	E Doyle	28.3	4.252	28-Jun-22	4	JJ Hughes-Dowd	7.51	7.202	04-Apr-23	4	J Thompson	20.4	6.130	04-Apr-23
5	E Woodhouse	N/A	N/A	N/A	5	J Woodhouse	7.8	6.979	04-Apr-23	5	E Doyle	15.5	4.658	28-Jun-22
5	J Woodhouse	N/A	N/A	N/A	6	T Stevenson	8.86	6.105	04-Apr-23	6	J Woodhouse	15.4	4.628	04-Apr-23
5	JJ Hughes-Dowd	N/A	N/A	N/A	7	E Doyle	9.50	5.694	28-Jun-22	7	T Stevenson	15.0	4.508	04-Apr-23
5	T Stevenson	N/A	N/A	N/A	8	E Woodhouse	9.6	5.617	04-Apr-23	8	E Woodhouse	11.9	3.576	04-Apr-23



A very dextrous Phil Rees at Race Control as double Championship leader Simon Goodlip looks on.



Both Stuart and Nick Sismey won Finals at Long Beach

Long Beach Best Off Chart 3 - GC

Qualifying					Fastest Laps					Race Laps				
Pos	Adult	Laps	MPH	Date	Pos	Adult	Time	MPH	Date	Pos	Adult	Laps	MPH	Date
1	L Pateman	73.0	10.968	28-Jun-22	1	L Pateman	4.18	12.940	11-Jan-22	1	L Pateman	38.8	11.660	28-Jun-22
2	A Smith	66.1	9.932	28-Jun-22	2	A Smith	4.43	12.210	04-Apr-23	2	S Goodlip (M)	35.8	10.758	04-Apr-23
3	A Turnbull	65.8	9.887	28-Jun-22	3	S Goodlip (M)	4.54	11.914	04-Apr-23	3	N Sismey (M)	34.7	10.427	28-Jun-22
4	P Rees (M)	61.8	9.286	28-Jun-22	4	D Garbett (M)	4.65	11.632	11-Jan-22	4	A Smith	34.0	10.217	04-Apr-23
5	N Sismey (M)	61.2	9.195	28-Jun-22	5	C Bowles	4.72	11.460	28-Jun-22	5	A Turnbull	33.6	10.097	28-Jun-22
6	S Goodlip (M)	61.1	9.180	11-Jan-22	6	R Litherland	4.74	11.412	11-Jan-22	6	C Bowles	33.4	10.037	28-Jun-22
7	C Bowles	60.6	9.105	28-Jun-22	7	N Sismey (M)	4.79	11.292	28-Jun-22	7	P Rees (M)	32.5	9.766	11-Jan-22
8	D Garbett (M)	59.9	9.000	28-Jun-22	8	J Lamb	4.90	11.039	11-Jan-22	8	R Litherland	31.8	9.556	04-Apr-23
9	R Litherland	59.0	8.865	11-Jan-22	9	G Peach (M)	4.91	11.016	11-Jan-22	9	D Garbett (M)	30.4	9.135	28-Jun-22
10	G Peach (M)	55.5	8.339	11-Jan-22	10	A Turnbull	4.92	10.994	28-Jun-22	10	G Peach (M)	30.2	9.075	11-Jan-22
11	D Turnbull	53.4	8.023	28-Jun-22	11	P Rees (M)	4.97	10.883	11-Jan-22	11	J Lamb	29.2	8.775	11-Jan-22
12	L Blacker	50.4	7.573	28-Jun-22	12	L Blacker	5.19	10.422	28-Jun-22	12	D Turnbull	28.4	8.534	04-Apr-23
12	A Thompson	50.4	7.573	28-Jun-22	13	C Cooper	5.30	10.206	11-Jan-22	13	R Lawson	27.8	8.354	11-Jan-22
14	R Lawson	48.8	7.332	11-Jan-22	14	JJ Hughes-Dowd	5.33	10.148	04-Apr-23	13	J Lawson	27.8	8.354	04-Apr-23
15	C Cooper	48.6	7.302	11-Jan-22	15	D Turnbull	5.40	10.017	11-Jan-22	15	L Bowles	27.6	8.294	04-Apr-23
16	S Gray (M)	48.3	7.257	28-Jun-22	16	L Bowles	5.52	9.799	04-Apr-23	16	L Blacker	27.3	8.204	28-Jun-22
17	J Lamb	48.2	7.242	11-Jan-22	17	M Dutson	5.73	9.440	28-Jun-22	17	C Cooper	26.1	7.843	11-Jan-22
18	M Dutson	37.9	5.695	28-Jun-22	18	R Lawson	5.74	9.423	11-Jan-22	18	S Gray (M)	25.5	7.663	11-Jan-22
19	A Stevenson	N/A	N/A	N/A	19	J Lawson	5.76	9.391	04-Apr-23	18	JJ Hughes-Dowd	25.5	7.663	04-Apr-23
19	A Woodhouse	N/A	N/A	N/A	20	A Thompson	5.93	9.122	28-Jun-22	20	A Thompson	25.2	7.573	28-Jun-22
19	D Hughes-Dowd	N/A	N/A	N/A	21	S Gray (M)	6.21	8.710	04-Apr-23	21	M Dutson	25.0	7.513	28-Jun-22
19	J Lawson	N/A	N/A	N/A	22	D Hughes-Dowd	6.55	8.258	04-Apr-23	22	A Stevenson	23.4	7.032	04-Apr-23
19	JJ Hughes-Dowd	N/A	N/A	N/A	23	A Stevenson	6.63	8.158	04-Apr-23	23	A Woodhouse	22.3	6.701	04-Apr-23
19	L Bowles	N/A	N/A	N/A	24	A Woodhouse	6.95	7.783	04-Apr-23	24	D Hughes-Dowd	20.5	6.160	04-Apr-23
Pos	Junior	Laps	MPH	Date	Pos	Junior	Time	MPH	Date	Pos	Junior	Laps	MPH	Date
1	L Bowles	48.7	7.317	28-Jun-22	1	L Bowles	5.73	9.440	28-Jun-22	1	L Bowles	27.6	8.294	04-Apr-23
2	J Lawson	47.4	7.122	11-Jan-22	2	JJ Hughes-Dowd	5.85	9.246	04-Apr-23	2	J Lawson	25.8	7.753	04-Apr-23
3	J Thompson	39.3	5.905	28-Jun-22	3	E Doyle	5.88	9.199	28-Jun-22	3	JJ Hughes-Dowd	24.6	7.392	04-Apr-23
4	E Doyle	36.1	5.424	28-Jun-22	4	J Lawson	5.96	9.076	11-Jan-22	4	J Thompson	23.2	6.972	28-Jun-22
5	E Woodhouse	N/A	N/A	N/A	5	J Thompson	6.32	8.559	04-Apr-23	5	E Doyle	21.3	6.401	28-Jun-22
5	J Woodhouse	N/A	N/A	N/A	6	J Woodhouse	7.61	7.108	04-Apr-23	6	T Stevenson	19.3	5.800	04-Apr-23
5	JJ Hughes-Dowd	N/A	N/A	N/A	7	T Stevenson	7.64	7.080	04-Apr-23	7	J Woodhouse	16.8	5.048	04-Apr-23
5	T Stevenson	N/A	N/A	N/A	8	E Woodhouse	10.21	5.298	04-Apr-23	8	E Woodhouse	11.6	3.486	04-Apr-23



Lee Pateman holds four track records at Long Beach. Our only five time Champion is one of three racers within 15 points of the top of the 2023 Championship.



The Early Final was won by Alan (centre), with Andrew W (right) in 2nd and Andrew T in 3rd.

Championship Tables



Those All Important
Points!



Luckily Adam Turnbull was on Easter Hols on Tuesday so didn't need to catch a train from Sheffield.

DHORC Championship 2023

Pos	Competitor	Total	Best (75%)	Diff
	Name	32	24	
	(Adult)	Scores	Scores	
1	S Goodlip (M)	237	237	
2	A Smith (M)	233	233	4
3	L Pateman	222	222	11
4	N Sismey (M)	196	196	26
5	P Rees (M)	179	179	17
6	A Turnbull	170	170	9
7	G Peach (M)	156	156	14
8	D Turnbull	146	146	10
9	R Litherland	141	141	5
10	L Blacker	130	130	11
11	JJ Hughes-Dowd	118	118	12
12	D Hughes-Dowd	109	109	9
12	C Bowles	109	109	
14	S Gray (M)	105	105	4
15	L Bowles	93	93	12
16	R Lawson	79	79	14
16	J Lawson	79	79	
18	D Latham	76	76	3
19	D Garbett (M)	49	49	27
20	A Stevenson	47	47	2
21	A Woodhouse	45	45	2
22	S Smith	38	38	7
23	H Smith	36	36	2
24	M Dutson	32	32	4
25	A Thompson	29	29	3
26	L Smith	22	22	7
Pos	(Juniors)	Total	75%	Diff
1	L Bowles	278	278	
2	JJ Hughes-Dowd	233	233	45
3	T Stevenson	149	149	84
4	J Lawson	146	146	3
5	E Doyle	97	97	49
6	J Woodhouse	88	88	9
7	E Woodhouse	83	83	5
8	H Smith	66	66	17
9	J Thomson	61	61	5
Pos	(Masters)	Total	75%	Diff
1	A Smith (M)	253	253	
2	S Goodlip (M)	251	251	2
3	N Sismey (M)	213	213	38
4	P Rees (M)	197	197	16
5	G Peach (M)	177	177	20
6	S Gray (M)	138	138	39
7	D Garbett (M)	57	57	81

DHORC Challenge 2023

Pos	Competitor	Wins	Results	
	Name		(32)	Turn Up
	(Adult)		Points	Rate
1	S Goodlip (M)	6	15.5	100.00%
2	D Hughes-Dowd	3	14.0	100.00%
3	L Blacker	4	13.0	100.00%
4	P Rees (M)	3	11.5	100.00%
5	G Peach (M)	3	10.5	100.00%
6	S Gray (M)	3	10.0	83.33%
7	A Smith (M)	3	9.5	100.00%
7	D Turnbull	2	9.5	100.00%
9	A Turnbull	1	9.0	100.00%
10	L Pateman	2	8.5	100.00%
10	N Sismey (M)	1	8.5	100.00%
10	R Litherland	1	8.5	83.33%
13	L Bowles	1	7.0	80.00%
14	JJ Hughes-Dowd	0	6.5	100.00%
15	J Lawson	1	6.0	100.00%
16	C Bowles	0	5.5	66.67%
17	H Smith	1	4.5	33.33%
18	D Latham	0	4.0	80.00%
18	R Lawson	0	4.0	100.00%
20	L Smith	1	3.0	50.00%
21	S Smith	0	2.0	33.33%
22	D Garbett (M)	0	1.5	33.33%
23	A Stevenson	0	0.0	50.00%
23	A Woodhouse	0	0.0	60.00%
23	A Thompson	0	0.0	40.00%
23	M Dutson	0	0.0	50.00%
Pos	(Junior)	Wins	Points	Rate
1	L Bowles	4	11.0	100.00%
2	JJ Hughes-Dowd	2	10.5	100.00%
3	J Lawson	0	5.0	100.00%
3	J Woodhouse	1	5.0	60.00%
5	J Thomson	1	4.0	40.00%
6	T Stevenson	0	3.5	83.33%
7	E Woodhouse	0	2.5	60.00%
8	H Smith	0	1.5	33.33%
8	E Doyle	0	1.5	60.00%



Lewis Blacker, Dan Hughes-Dowd and Phil did a great job of Marshalling the Hairpin area.



DHORC Championship 2023										
Pos	Competitor	MIA F1	INT GC	CPF1	CP GC	MON F1	LB GC	Total	Best (75%)	Diff
	Name	1	2	3	4	5	6	32	24	
	(Adult)	10-Jan	31-Jan	21-Feb	21-Feb	14-Mar	04-Apr	Scores	Scores	
1	S Goodlip (M)	29	38	31	45	49	45	237	237	
2	A Smith (M)	39	45	48	33	34	34	233	233	4
3	L Pateman	49	31	29	41	32	40	222	222	11
4	N Sismey (M)	27	29	34	34	38	34	196	196	26
5	P Rees (M)	34	26	38	27	27	27	179	179	17
6	A Turnbull	28	34	29	23	28	28	170	170	9
7	G Peach (M)	24	27	28	28	25	24	156	156	14
8	D Turnbull	22	25	25	25	24	25	146	146	10
9	R Litherland	31	DNS	26	29	26	29	141	141	5
10	L Blacker	23	21	22	24	18	22	130	130	11
11	JJ Hughes-Dowd	19	16	18	22	23	20	118	118	12
12	D Hughes-Dowd	20	17	19	17	19	17	109	109	9
12	C Bowles	26	28	DNS	DNS	29	26	109	109	
14	S Gray (M)	21	22	24	19	DNS	19	105	105	4
15	L Bowles	DNS	23	21	26	DNS	23	93	93	12
16	R Lawson	DNS	DNS	20	20	21	18	79	79	14
16	J Lawson	DNS	DNS	17	21	20	21	79	79	
18	D Latham	DNS	18	23	18	17	DNS	76	76	3
19	D Garbett (M)	25	24	DNS	DNS	DNS	DNS	49	49	27
20	A Stevenson	16	DNS	DNS	DNS	15	16	47	47	2
21	A Woodhouse	DNS	14	DNS	DNS	16	15	45	45	2
22	S Smith	18	20	DNS	DNS	DNS	DNS	38	38	7
23	H Smith	17	19	DNS	DNS	DNS	DNS	36	36	2
24	M Dutson	DNS	DNS	16	16	DNS	DNS	32	32	4
25	A Thompson	DNS	15	DNS	DNS	DNS	14	29	29	3
26	L Smith	DNS	DNS	DNS	DNS	22	DNS	22	22	7
Pos	(Juniors)	659	660	661	662	663	664	Total	75%	Diff
1	L Bowles	49	47	50	50	35	47	278	278	
2	JJ Hughes-Dowd	39	35	38	38	48	35	233	233	45
3	T Stevenson	31	DNS	31	31	28	28	149	149	84
4	J Lawson	DNS	DNS	34	34	39	39	146	146	3
5	E Doyle	DNS	39	29	29	DNS	DNS	97	97	49
6	J Woodhouse	DNS	28	DNS	DNS	31	29	88	88	9
7	E Woodhouse	DNS	27	DNS	DNS	29	27	83	83	5
8	H Smith	34	32	DNS	DNS	DNS	DNS	66	66	17
9	J Thomson	DNS	29	DNS	DNS	DNS	32	61	61	5
Pos	(Masters)	659	660	661	662	663	664	Total	75%	Diff
1	A Smith (M)	48	46	50	38	34	37	253	253	
2	S Goodlip (M)	35	42	31	46	50	47	251	251	2
3	N Sismey (M)	31	34	34	38	38	38	213	213	38
4	P Rees (M)	39	29	38	29	31	31	197	197	16
5	G Peach (M)	28	31	29	31	29	29	177	177	20
6	S Gray (M)	27	27	28	28	DNS	28	138	138	39
7	D Garbett (M)	29	28	DNS	DNS	DNS	DNS	57	57	81



The start of the 'D' Final, Lewis (12th), winner Dan, Lewis (11th) and Jacob 13th

DHORC Final Challenge 2023										
Pos	Competitor	Wins	MIA F1	INT GC	CP F1	CP GC	MON F1	LB GC	Results	
	Name		1	2	3	4	5	6	(32)	Turn Up
	(Adult)		10-Jan	31-Jan	21-Feb	21-Feb	14-Mar	04-Apr	Points	Rate
1	S Goodlip (M)	6	3.5	1.5	4.5	2.0	2.0	2.0	15.5	100.00%
2	D Hughes-Dowd	3	3.5	1.5	3.0	1.5	3.0	1.5	14.0	100.00%
3	L Blacker	4	1.5	0.5	3.0	6.5	0.5	1.0	13.0	100.00%
4	P Rees (M)	3	3.0	3.5	1.5	0.5	2.5	0.5	11.5	100.00%
5	G Peach (M)	3	2.5	2.5	1.0	3.0	1.0	0.5	10.5	100.00%
6	S Gray (M)	3	2.5	1.0	2.5	1.0	DNS	3.0	10.0	83.33%
7	A Smith (M)	3	1.5	2.0	2.0	2.5	1.0	0.5	9.5	100.00%
7	D Turnbull	2	1.0	1.0	1.0	1.0	2.5	3.0	9.5	100.00%
9	A Turnbull	1	1.0	3.0	1.5	1.5	1.0	1.0	9.0	100.00%
10	L Pateman	2	2.0	0.5	0.5	1.5	2.5	1.5	8.5	100.00%
10	N Sismey (M)	1	0.5	1.5	1.0	1.0	1.5	3.0	8.5	100.00%
10	R Litherland	1	0.5	DNS	1.5	1.5	1.5	3.5	8.5	83.33%
13	L Bowles	1	DNS	3.5	0.5	1.5	DNS	1.5	7.0	80.00%
14	JJ Hughes-Dowd		1.0	1.0	0.5	1.0	1.5	1.5	6.5	100.00%
15	J Lawson	1	DNS	DNS	1.5	0.5	1.5	2.5	6.0	100.00%
16	C Bowles		1.5	1.0	DNS	DNS	1.5	1.5	5.5	66.67%
17	H Smith	1	1.5	3.0	DNS	DNS	DNS	DNS	4.5	33.33%
18	D Latham		DNS	0.5	1.5	0.5	1.5	DNS	4.0	80.00%
18	R Lawson		DNS	DNS	1.5	1.5	0.5	0.5	4.0	100.00%
20	L Smith	1	DNS	DNS	DNS	DNS	3.0	DNS	3.0	50.00%
21	S Smith		0.5	1.5	DNS	DNS	DNS	DNS	2.0	33.33%
22	D Garbett (M)		1.0	0.5	DNS	DNS	DNS	DNS	1.5	33.33%
23	A Stevenson		0.0	DNS	DNS	DNS	0.0	0.0	0.0	50.00%
23	A Woodhouse		DNS	0.0	DNS	DNS	0.0	0.0	0.0	60.00%
23	A Thompson		DNS	0.0	DNS	DNS	DNS	0.0	0.0	40.00%
23	M Dutson		DNS	DNS	0.0	0.0	DNS	DNS	0.0	50.00%
Pos	(Junior)	Wins	659	660	661	662	663	664	Points	Rate
1	L Bowles	4	2.0	2.0	2.0	2.0	1.0	2.0	11.0	100.00%
2	JJ Hughes-Dowd	2	1.5	3.0	1.5	1.5	2.0	1.0	10.5	100.00%
3	J Lawson		DNS	DNS	1.0	1.0	1.5	1.5	5.0	100.00%
3	J Woodhouse	1	DNS	1.0	DNS	DNS	2.5	1.5	5.0	60.00%
5	J Thomson	1	DNS	1.5	DNS	DNS	DNS	2.5	4.0	40.00%
6	T Stevenson		0.5	DNS	0.5	0.5	1.0	1.0	3.5	83.33%
7	E Woodhouse		DNS	0.5	DNS	DNS	1.5	0.5	2.5	60.00%
8	H Smith		1.0	0.5	DNS	DNS	DNS	DNS	1.5	33.33%
8	E Doyle		DNS	1.5	0.0	0.0	DNS	DNS	1.5	60.00%
Turn Up Rates			100.00%	90.00%	69.70%	69.70%	73.53%	79.41%	AVE	79.03%



The last of 33 races on the night, the Adult 'A' Final. Nick Sismey took 3rd, Pole sitter Angus 4th, Winner Simon and Lee in 2nd.



Members' Statistics

ADULT STATISTICS 1992-2023 - AFTER DHORC 664

Sheet 1 of 5 (Note: Highlighted Names are Current 2023 Members, CS = Best Consecutive Results)

MEETINGS (Junior & Adult) ATTENDED			RACES (Junior & Adult) COMPLETED			DRIVER RANKING			FINALS WON			
Pos	ADULT	No	Pos	ADULT	No	Pos	ADULT	SCORE	Pos	ADULT	No	CS
1	P REES	649	1	P REES	3,767	1	* A SMITH	2.113	1	L PATEMAN	273	(5)
2	N SISMEY	611	2	N SISMEY	3,447	2	* J SISMEY	2.750	2	P REES	237	(3)
3	L PATEMAN	574	3	L PATEMAN	3,283	3	* L PATEMAN	2.813	3	S GOODLIP	170	(4)
4	G PEACH	438	4	G PEACH	2,474	4	* W LANDER	2.838	4	N SISMEY	169	(2)
5	S GOODLIP	364	5	P BARBER	2,102	5	* S GOODLIP	3.413	5	M CHADWICK	117	(3)
6	P BARBER	363	6	S GOODLIP	1,987	6	* M CHADWICK	3.813	6	J SISMEY	103	(4)
7	A McPEAKE	299	7	A BULLOCK	1,802	7	* J TAGUE	4.538	7	G PEACH	95	(2)
8	A BULLOCK	292	8	A McPEAKE	1,658	8	* A TURNBULL	5.050	8	L SMITH	88	(3)
9	M CHADWICK	287	9	R MASTERS	1,598	9	* T MEASHAM	5.113	9	D McPEAKE	77	(2)
10	R MASTERS	280	10	M CHADWICK	1,537	10	* J NEALE	5.200	10	A SMITH	74	(5)
11	N LAMBERT	269	11	C ROYTHORNE	1,513	11	* N SISMEY	5.338	11	A McPEAKE	66	(2)
12	C ROYTHORNE	249	12	N LAMBERT	1,479	12	* C BOWLES	5.425	11	A BULLOCK	66	(2)
13	D McPEAKE	245	13	D McPEAKE	1,366	13	* P REES	6.050	13	J TAGUE	64	(2)
14	R SEAMAN	235	14	R SEAMAN	1,313	14	* K LYE	6.063	14	N LAMBERT	61	(2)
15	J SISMEY (331)	211	15	J SISMEY (1,957)	1,303	15	* R LITHERLAND	6.225	14	M ALLSOPP	61	(3)
16	L SMITH (265)	210	16	L SMITH (1,643)	1,291	16	* C ROYTHORNE	6.330	16	R SEAMAN	60	(2)
17	M ALLSOPP	203	17	M ALLSOPP	1,265	17	* D GARBETT	6.450	17	W LANDER	56	(2)
18	D TURNBULL	192	18	D TURNBULL	1,059	18	* A McPEAKE	6.488	18	C ROYTHORNE	55	(2)
19	J LAMB	179	19	J LAMB	1,048	19	* R SEAMAN	6.550	19	R MASTERS	54	(2)
20	P LEVERS	166	20	S ANAND	976	20	* R BLAKE	7.125	20	S ANAND	53	(3)
21	J TAGUE	165	21	P LEVERS	957	21	* T CHADWICK	7.250	21	J LAMB	49	(3)
22	A SMITH	163	22	J LYMER	948	21	* S ANAND	7.250	22	P LEVERS	48	(2)
23	S ANAND	154	23	J TAGUE	858	23	* G PEACH	7.388	23	A HOLLIDAY	43	(3)
24	J LYMER	146	24	K ALCOCK	848	24	* A BULLOCK	7.438	24	B BRENTNALL	41	(3)
25	D EDWARDS	139	25	A SMITH	840	25	* M ALLSOPP	7.488	24	P BARBER	41	(2)
26	K ALCOCK	131	26	D EDWARDS	801	26	* R CROSSLAND	8.175	26	J LYMER	38	(2)
27	A HOLLIDAY	121	27	G WESTON	682	27	* L SMITH	8.400	27	G WESTON	33	(2)
28	L EDWARDS	116	28	A HOLLIDAY	673	28	* D McPEAKE	8.563	28	K ALCOCK	30	(3)
29	G WESTON	113	29	W LANDER	661	29	* D BRENTNALL	8.838	29	D EDWARDS	29	(2)
30	C HENRY	109	30	L EDWARDS	654	30	* K PAYNE	8.850	29	D GARBETT	29	(2)
30	D GARBETT	109	31	J HOLMES	639	31	* J ROYTHORNE	8.938	29	D TURNBULL	29	(3)
32	C BOWLES (183)	106	32	C HENRY	552	32	* D TURNBULL	9.050	32	B JOHNSON	28	(3)
33	W LANDER	104	33	C BOWLES (941)	539	33	* J LEVERS	9.063	32	C BOWLES	28	(2)
34	S SMITH	98	34	S SMITH	533	34	* A DAVIES	9.138	34	R BLAKE	26	(2)
35	J HOLMES	98	35	D GARBETT	523	35	* P LEVERS	9.188	34	A TURNBULL	26	(2)
35	R LAWSON	98	36	R LAWSON	520	36	* J LYMER	9.288	34	L BLACKER	26	(3)
37	B JOHNSON	96	37	I BRENTNALL	511	37	* L BLACKER	9.688	37	D BRENTNALL	25	(5)
38	I BRENTNALL	94	38	B JOHNSON	509	38	* S PANK	9.775	37	M ROGERS	25	(3)
39	T DINGLEY	87	39	R CROSSLAND	456	39	* D PASSELL	9.850	37	J HOLMES	25	
40	S GRAY	83	40	T DINGLEY	455	40	* J LAMB	10.063	40	J NEALE	24	(2)
41	R CROSSLAND	81	41	J ROYTHORNE	432	41	* T DINGLEY	10.125	41	J LEVERS	22	(3)
42	A STAMPER	76	42	S GRAY	392	42	* I BRENTNALL	10.325	41	R CROSSLAND	22	(2)
43	A TURNBULL (223)	71	43	R BLAKE	383	43	* M KNIGHTON	10.363	43	S MINNIS	21	(3)
44	S PANK	69	44	A STAMPER	366	44	* G WESTON	10.375	43	S PANK	21	(2)
44	J ROYTHORNE	69	45	S PANK	364	45	* D EDWARDS	10.438	43	T DINGLEY	21	
46	S MINNIS	67	46	J LITHERLAND	357	46	* M ROGERS	10.463	46	J ROYTHORNE	20	(2)
47	R BLAKE	62	47	S MINNIS	356	47	* S MINNIS	11.400	47	C HENRY	19	
47	L BLACKER	62	48	A TURNBULL (1,238)	333	48	* J HOLMES	12.350	48	A FEARN	18	(2)
49	J LITHERLAND	61	49	J LEVERS	322	49	* A HOLLIDAY	12.413	49	S LANDER	14	(2)
50	J NEALE	60	50	A FEARN (380)	319	50	* B JOHNSON	12.500	50	T CHADWICK	13	(2)

(Driver Ranking = Average Position in Qualifying, Final Position, Fastest Lap & Race Laps Over Last 20 club nights)

ADULT STATISTICS 1992-2023 - AFTER DHORC 664

Sheet 2 of 5 (Note: Highlighted Names are Current 2023 Members, CS = Best Consecutive Results)

MEETINGS (Junior & Adult) ATTENDED			RACES (Junior & Adult) COMPLETED			DRIVER RANKING			FINALS WON			
Pos	ADULT	No	Pos	ADULT	No	Pos	ADULT	SCORE	Pos	ADULT	No	CS
51	M ROGERS	57	51	J NEALE	318	51	* K ALCOCK	12.613	51	J HITCHCOCK	12	(2)
52	J LEVERS	53	52	M ROGERS	308	52	* A FEARN	12.625	51	P FOXLEY	12	(2)
53	G SCHULE	52	53	M MARTINEZ	289	53	* M STURGESS	12.675	51	R LITHERLAND	12	(2)
54	A FEARN	49	54	L BLACKER	283	54	* S GRAY	12.738	54	T MEASHAM	11	
54	M MARTINEZ	49	55	K LYE	263	55	* N LAMBERT	12.950	54	S GRAY	11	
56	D OLIVER	45	56	G SCHULE	258	56	* P FOXLEY	12.963	56	D WALKER	10	
57	D WALKER	42	57	C BULLOCK (639)	248	57	* G SCHULE	13.238	56	D PASSELL	10	(2)
57	K LYE	42	58	D BRETNALL	225	58	* J TETLEY	13.313	56	L EDWARDS	10	
59	D BRETNALL	41	58	T CHADWICK (999)	225	59	* R LAWSON	13.500	56	S SMITH	10	
60	R LITHERLAND (190)	38	60	D OLIVER	216	60	* C HENRY	13.763	60	S DUNN	9	(2)
61	M KNIGHTON	36	61	D WALKER	212	61	* D GREEN	13.850	60	K LYE	9	
61	T CHADWICK (183)	36	62	A DAVIES	211	62	* S SMITH	14.213	62	G LAMBERT	8	(4)
61	C BULLOCK (102)	36	63	T MEASHAM (758)	208	63	* A STAMPER	14.300	62	J LITHERLAND	8	
64	S DUNN	35	64	M KNIGHTON	206	64	* R MASTERS	14.325	62	C COOPER	8	
64	A THOMPSON	35	65	J CHELL	202	65	* M HOLLAND	14.375	62	R LAWSON	8	
66	D PASSELL	34	66	D PASSELL	191	66	* N CHATTLE	14.488	66	R CHADWICK	7	(2)
66	A DAVIES	34	67	S DUNN	183	67	* J LITHERLAND	14.550	66	A DAVIES	7	
68	T MEASHAM (126)	33	68	P FOXLEY	172	68	* B BRUCE	14.563	68	M JUBB	6	
69	G LAMBERT	32	69	G LAMBERT	168	69	* L EDWARDS	14.800	68	A STAMPER	6	
69	P FOXLEY	32	70	M STURGESS	163	70	* C BULLOCK	15.138	68	C BULLOCK	6	
71	J CHELL	30	70	A THOMPSON	163	71	* D OLIVER	15.688	68	K PAYNE	6	
72	M STURGESS	29	72	S SUMNER	157	72	* S DUNN	15.963	68	J TETLEY	6	(2)
73	R HITCHCOCK	27	73	B BRUCE	148	73	* G LAMBERT	16.175	68	T BALDOCK	6	
73	R CHADWICK	27	74	R CHADWICK	146	74	* A THOMPSON	16.350	68	H SMITH	6	
75	S SUMNER	26	75	J TETLEY	143	75	* S SUMNER	16.425	75	C SCHOFIELD	5	(2)
76	B BRUCE	25	76	K PAYNE	140	76	* M MARTINEZ	16.763	75	AJ McPEAKE	5	(2)
77	C STANNARD	24	77	R HITCHCOCK	138	77	* J CHELL	17.138	75	I HOLLAND	5	
78	I HOLLAND	23	78	R LITHERLAND (1,053)	136	78	* C STANNARD	17.325	75	M TANSLEY	5	
78	J HITCHCOCK	23	79	M HOLLAND	129	79	* R HITCHCOCK	18.063	75	D OLIVER	5	
78	C SCHOFIELD	23	80	J HITCHCOCK	127	80	* C SCHOFIELD	18.113	75	D GREEN	5	
78	D GREEN	23	81	C SCHOFIELD	124	81	* D WALKER	18.163	75	J CHELL	5	
78	M HOLLAND	23	82	I HOLLAND	120	82	* P BARBER	18.938	75	R JAMES	5	
78	K PAYNE	23	82	D GREEN	120	83	* J HITCHCOCK	21.388	83	S REVITT	4	(2)
84	J TETLEY	21	84	N CHATTLE	119	84	* R CHADWICK	22.013	83	R HITCHCOCK	4	
85	N CHATTLE	20	85	S LANDER	118	85	* I HOLLAND	22.288	83	M KNIGHTON	4	
86	M JUBB	19	85	C STANNARD	118	N/A	T BALDOCK	2.583	83	M STURGESS	4	
87	C CARRINGTON	18	87	T HAGUES	111	N/A	S REVITT	3.792	83	M BLOOD	4	
87	T HAGUES	18	88	R JAMES	105	N/A	S LANDER	4.485	88	S PATCHING	3	
87	M DUTSON	18	89	C CARRINGTON	100	N/A	AJ McPEAKE	6.659	88	C NORRIS	3	
90	N MAFFIN	17	90	M JUBB	99	N/A	A HUGHES	6.792	88	J HENRY	3	
90	S LANDER	17	91	C BRADFORD	97	N/A	S WHITE	8.000	88	C CARRINGTON	3	
90	P MELLOR	17	92	P MELLOR	93	N/A	C SLATER	9.250	88	A HUGHES	3	
90	C BRADFORD	17	93	N MAFFIN	82	N/A	S SIDDANS	10.417	88	M HOLLAND	3	
90	C COOPER	17	94	P COCKBILL	81	N/A	J KELLY	10.500	88	C STANNARD	3	
95	P COCKBILL	16	95	D LEVERTON	75	N/A	L BOWLES	10.583	88	JJ HUGHES-DOWD	3	
96	R JAMES	15	96	M TANSLEY	73	N/A	J HENRY	11.000	88	D HUGHES-DOWD	3	
97	M TANSLEY	14	97	YAN SHEN	68	N/A	F HOLMES	11.194	97	H VD HEUVEL	2	(2)
97	D HUGHES-DOWD	14	98	J KELLY	67	N/A	C COOPER	11.500	97	J KELLY	2	
99	J KELLY	13	99	S REVITT	63	N/A	M BLOOD	11.639	97	C SLATER	2	(2)
99	D LEVERTON	13	100	M WATTS (130)	61	N/A	C ATKINSON	12.125	97	YAN SHEN	2	

JUNIOR STATISTICS 1992-2023 - AFTER DHORC 664

Sheet 1 of 4 (Note: Highlighted Names are Current 2023 Members, CS = Best Consecutive Results)

MEETINGS ATTENDED		RACES COMPLETED		DRIVER RANKING		FINALS WON						
Pos	JUNIOR	No	Pos	JUNIOR	No	Pos	JUNIOR	SCORE	Pos	JUNIOR	No	CS
1	A TURNBULL	152	1	R LITHERLAND	917	1	* L SMITH	1.113	1	R LITHERLAND	61	(5)
1	R LITHERLAND	152	2	A TURNBULL	905	2	* A HUGHES	1.175	2	J HENRY	59	(3)
3	T CHADWICK	147	3	L TURNBULL	807	3	* AJ McPEAKE	1.275	3	A HALL	56	
4	L TURNBULL	133	4	T CHADWICK	774	4	* L BOWLES	1.388	3	A TURNBULL	56	(2)
5	F HOLMES	130	5	F HOLMES	769	5	* J MELLOR	1.400	5	T CHADWICK	51	
6	G REYES-ENGLAND	128	6	G REYES-ENGLAND	766	6	* J HENRY	1.438	6	J SISMEY	47	
7	J HENRY	127	7	J HENRY	658	7	* A HALL	1.475	7	J MELLOR	36	
8	J SISMEY	120	8	J SISMEY	654	8	* R LITHERLAND	1.600	8	H SMITH	35	(2)
9	R REES	103	9	Z ROYTHORNE	602	9	* T MEASHAM	1.638	9	L SMITH	33	
10	Z ROYTHORNE	100	10	H SMITH	553	10	* A TURNBULL	1.663	10	P CONNALLY	32	(2)
11	H SMITH	99	11	T MEASHAM	550	11	* T CHADWICK	1.825	11	M MINNIS	31	(2)
12	P CONNALLY	95	12	L BROOKS	539	12	* J SISMEY	1.838	11	A HUGHES	31	
13	C BRENTNALL	94	13	B ROYTHORNE	504	13	* M MINNIS	2.000	13	AJ McPEAKE	30	(2)
14	T MEASHAM	93	14	P CONNALLY	500	14	* J PATEMAN	2.025	13	C BRENTNALL	30	(2)
15	B ROYTHORNE	84	15	A HALL	490	15	* H SMITH	2.075	13	J PATEMAN	30	
16	L BROOKS	83	16	C BRENTNALL	486	16	* P CONNALLY	2.175	13	G REYES-ENGLAND	30	
17	J MELLOR	82	17	J MELLOR	481	17	* C BRENTNALL	2.275	13	L BOWLES	30	
18	A HALL	80	18	R REES	467	18	* J LAWSON	2.300	18	C BOWLES	28	
19	C BOWLES	78	19	J PATEMAN	428	18	* C BULLOCK	2.300	18	L TURNBULL	28	(2)
20	T PANK	74	20	C BOWLES	402	20	* C BOWLES	2.313	20	F HOLMES	26	
21	J PATEMAN	71	21	C BULLOCK	391	21	* K ASHWORTH	2.613	21	B ROYTHORNE	25	(2)
21	J LAWSON	71	22	K LEVERS	381	22	* N GULL	2.763	21	Z ROYTHORNE	25	(3)
23	M MINNIS	68	23	T PANK	378	23	* T PANK	2.800	23	R REES	24	
24	C BULLOCK	66	24	A HUGHES	372	24	* Z ROYTHORNE	3.038	24	J STEVENSON	23	
24	K LEVERS	66	24	Ca HOLLAND	372	25	* K LEVERS	3.125	24	T MEASHAM	23	(3)
26	AJ McPEAKE	65	26	J MARTINEZ	369	25	* J THOMPSON	3.125	26	L BROOKS	21	(2)
27	L BOWLES	62	27	J LAWSON	364	27	* K ALI	3.188	27	T PANK	20	
28	A HUGHES	61	28	L SMITH	352	28	* L TURNBULL	3.238	27	J LAWSON	20	(2)
28	Ca HOLLAND	61	28	M LITHERLAND	352	29	* B ROYTHORNE	3.250	29	K LEVERS	15	
30	J MARTINEZ	59	30	M MINNIS	343	30	* P WALKER	3.325	30	D BARKER	14	
31	L SMITH	55	31	AJ McPEAKE	326	31	* J LISTER	3.700	30	M LITHERLAND	14	
32	J STEVENSON	54	32	B BROOKS	325	32	* T GREEN	3.725	32	J MARTINEZ	13	
33	M LITHERLAND	53	33	D PAUL	308	33	* P MARTIN	3.763	33	C DAVENPORT	12	
34	D BARKER	51	34	L BOWLES	305	33	* R COOK	3.763	33	K ALI	12	
34	B BROOKS	51	35	L CHADWICK	277	35	* C DAVENPORT	3.775	33	D PAUL	12	(2)
36	D PAUL	49	36	J STEVENSON	276	36	* S SLATER	3.813	36	M McNULTY	10	
37	S SCHULE	47	37	D BARKER	266	37	* K SCHOFIELD	3.888	36	P MARTIN	10	
37	L CHADWICK	47	38	P MARTIN	263	38	* K COOK	4.050	36	S BOWMAN	10	
39	P WALKER	46	39	S BOWMAN	244	39	* F HOLMES	4.250	39	G HADDON	9	
40	P MARTIN	45	40	P WALKER	236	40	* G HADDON	4.500	39	T GREEN	9	
41	J LISTER	41	41	S SCHULE	234	41	* E HENRY	4.650	39	N GULL	9	
41	S BOWMAN	41	41	J LISTER	234	42	* G REYES-ENGLAND	4.738	39	M BRADLEY	9	
43	J HAGUES	38	43	J HAGUES	221	43	* A OXSPRING	4.750	43	K SCHOFIELD	8	
44	K ALI	30	44	R COOK	197	44	* R REES	4.800	43	L CHADWICK	8	
45	M McNULTY	29	45	M BRADLEY	194	45	* M BRADLEY	4.900	43	C BULLOCK	8	
45	J BULLOCK	29	46	D JACKSON	190	46	* D BARKER	5.038	43	B BROOKS	8	(2)
45	R COOK	29	47	I BRADLEY	189	47	* J STEVENSON	5.125	43	Ca HOLLAND	8	
45	A OXSPRING	29	48	K ALI	185	48	* R HUGHES	5.275	43	H TAYLOR	8	
45	I BRADLEY	29	48	E JACKSON	185	49	* J ELMORE	5.600	49	R LEY	7	
45	M BRADLEY	29	50	N BRADFORD	172	49	* J MARTINEZ	5.600	49	A CHATTLE	7	

(Driver Ranking = Average Position in Qualifying, Final Position, Fastest Lap & Race Laps Over Last 20 club nights)

JUNIOR STATISTICS 1992-2023 - AFTER DHORC 664

Sheet 2 of 4 (Note: Highlighted Names are Current 2023 Members, CS = Best Consecutive Results)

MEETINGS ATTENDED		RACES COMPLETED		DRIVER RANKING		FINALS WON						
Pos	JUNIOR	No	Pos	JUNIOR	No	Pos	JUNIOR	SCORE	Pos	JUNIOR	No	CS
45	D JACKSON	29	51	A BRADFORD	169	51	* M SEO	5.675	49	A BRADFORD	7	
52	C DAVENPORT	28	52	M SEO	163	52	* A CHATTLE	5.863	52	S SLATER	6	(2)
52	E HENRY	28	52	K COOK	163	53	* L CHADWICK	6.025	52	P WALKER	6	(2)
52	E JACKSON	28	52	A OXSPRING	163	54	* J WATSON	6.063	52	G CONNALLY	6	
55	K SCHOFIELD	27	52	S ROYTHORNE	163	55	* M LITHERLAND	6.250	52	E HENRY	6	
56	N GULL	26	56	N GULL	156	56	* M McNULTY	6.288	52	R COOK	6	
56	N BRADFORD	26	57	M McNULTY	154	57	* J BULLOCK	6.300	52	E JACKSON	6	
58	G HADDON	25	57	J PERRY	154	58	* B BROOKS	6.488	52	D JACKSON	6	(2)
58	A BRADFORD	25	59	R HUGHES	151	59	* D PAUL	6.550	52	T JAMES	6	(2)
58	S ROYTHORNE	25	60	J BULLOCK	150	60	* D JACKSON	7.088	52	J HAGUES	6	(2)
61	K COOK	24	61	C DAVENPORT	149	61	* H TAYLOR	7.513	61	L HAWLEY	5	
61	J PERRY	24	62	K SCHOFIELD	144	62	* S SCHULE	7.825	61	J BULLOCK	5	
63	A CHATTLE	23	63	E HENRY	143	63	* S BOWMAN	8.050	61	A HARTLEY	5	(2)
63	L STOTT-ZAFIROPOULOS	23	64	G HADDON	138	64	* E STOTT-ZAFIROPOULOS	8.063	61	B CARRINGTON	5	
63	J ELMORE	23	65	A CHATTLE	136	65	* S MAFFIN	8.275	61	K ASHWORTH	5	
66	J WATSON	22	66	L STOTT-ZAFIROPOULOS	135	66	* L BROOKS	8.475	61	M WARREN	5	
66	R MAFFIN	22	67	H TAYLOR	134	67	* S MARTINEZ	8.600	61	K COOK	5	
66	T GREEN	22	68	K ASHWORTH	132	68	* T SHARP	8.663	61	N BRADFORD	5	
66	R HUGHES	22	68	J ELMORE	132	69	* L STOTT-ZAFIROPOULOS	8.900	61	I PAUL	5	(2)
66	E STOTT-ZAFIROPOULOS	22	70	T JAMES	131	70	* Ca HOLLAND	8.913	61	J THOMPSON	5	
71	K ASHWORTH	21	71	E STOTT-ZAFIROPOULOS	130	71	* R MAFFIN	8.988	71	A REES	4	
71	H TAYLOR	21	72	B RILEY	124	72	* N BRADFORD	9.550	71	J WATSON	4	
71	S MARTINEZ	21	73	T GREEN	119	73	* I BRADLEY	9.688	71	T SHARP	4	
74	S SLATER	20	74	S MARTINEZ	117	74	* J HAGUES	9.800	71	M WATTS	4	
74	T SHARP	20	75	J WATSON	113	75	* S ROYTHORNE	10.000	71	J LISTER	4	
74	S MAFFIN	20	76	R MAFFIN	109	76	* A BRADFORD	10.775	71	B JEFFRIES	4	
74	T JAMES	20	77	S SLATER	108	77	* T JAMES	10.863	71	E STOTT-ZAFIROPOULOS	4	
74	J THOMPSON	20	77	B CARRINGTON	108	78	* E JACKSON	12.500	71	L STOTT-ZAFIROPOULOS	4	
79	B RILEY	19	79	T SHARP	103	79	* J PERRY	13.813	71	J ELMORE	4	
79	E DOYLE	19	79	J GRATTON	103	N/A	L CAPEWELL	2.438	71	S ROYTHORNE	4	
81	B CARRINGTON	18	81	S MAFFIN	99	N/A	JJ HUGHES-DOWD	2.448	71	E DOYLE	4	
82	R LEY	17	82	M WARREN	98	N/A	S GILLARD	2.725	71	JJ HUGHES-DOWD	4	
82	G CONNALLY	17	83	F McCANDLESS	96	N/A	M WARREN	2.817	83	A PANK	3	
82	J GRATTON	17	84	R LEY	92	N/A	A WATHEY	3.545	83	C CLARK	3	
85	A HARTLEY	15	85	G CONNALLY	91	N/A	K JACKSON	3.563	83	R HUGHES	3	
85	J MOSEDALE	15	86	A HARTLEY	83	N/A	T REES	3.667	83	J PERRY	3	
85	M WARREN	15	87	A WATHEY	72	N/A	S TAGUE	3.813	83	J BLURTON	3	
88	JJ HUGHES-DOWD	14	87	J MOSEDALE	72	N/A	A FEARN	3.850	88	C WOODCOCK	2	
89	C KAVANAGH	13	87	B JEFFRIES	72	N/A	E DOYLE	3.895	88	Mat McNULTY	2	
89	M WATTS	13	87	J THOMPSON	72	N/A	J WOODHOUSE	3.950	88	J MOSEDALE	2	
89	T STEVENSON	13	91	M WATTS	69	N/A	N ZIMMERMANN	3.969	88	D SPENCER	2	
92	J DOBBINS	12	92	I PAUL	68	N/A	R LEY	4.103	88	N ZIMMERMANN	2	
92	F McCANDLESS	12	93	C KAVANAGH	65	N/A	C CLARK	4.179	88	A OXSPRING	2	
94	A PANK	11	93	E DOYLE	65	N/A	D SPENCER	4.375	88	L BLAKE	2	
94	A WATHEY	11	95	D JEFFRIES	62	N/A	N BLACK	4.375	88	D JEFFRIES	2	(2)
94	N McDONALD	11	96	A FEARN	61	N/A	M BUCKLEY	4.417	88	J GRATTON	2	
97	S GILLARD	10	96	I MATTHEWS	61	N/A	M WESTON	4.438	88	F McCANDLESS	2	
97	A FEARN	10	98	J DOBBINS	60	N/A	T KERR	4.458	88	I BRADLEY	2	
97	I MATTHEWS	10	99	A PANK	58	N/A	L BLAKE	4.500	88	E PAUL	2	(2)
100	L HAWLEY	9	100	N McDONALD	57	N/A	M YEOMANS	4.563	88	B RILEY	2	

JUNIOR STATISTICS 1992-2023 - AFTER DHORC 664

Sheet 3 of 4 (Note: Highlighted Names are Current 2023 Members, CS = Best Consecutive Results)

MEETINGS ATTENDED		RACES COMPLETED		DRIVER RANKING			FINALS WON					
Pos	JUNIOR	No	Pos	JUNIOR	No	Pos	JUNIOR	SCORE	Pos	JUNIOR	No	CS
100	D NEALE	9	101	J BLURTON	56	N/A	T STEVENSON	5.038	88	J McDONALD	2	
100	C WOODCOCK	9	102	Ca BLURTON	55	N/A	I MATTHEWS	5.075	88	T KERR	2	
100	Mat McNULTY	9	103	E PAUL	54	N/A	J DOBBINS	5.083	88	J WOODHOUSE	2	
100	B JEFFRIES	9	104	JJ HUGHES-DOWD	52	N/A	N McDONALD	5.114	104	S GILLARD	1	
100	D JEFFRIES	9	105	N ZIMMERMANN	51	N/A	A HARTLEY	5.212	104	C KAVANAGH	1	
100	I PAUL	9	106	S GILLARD	50	N/A	B REES	5.350	104	D NEALE	1	
100	E PAUL	9	106	L HAWLEY	50	N/A	J MOSEDALE	5.462	104	A MILNER	1	
108	M SEO	8	108	S LIVESEY	49	N/A	M WILLIS	5.750	104	T REES	1	
108	TI REES	8	109	C BARTLETT	48	N/A	B CARRINGTON	5.847	104	R MAFFIN	1	
108	C BARTLETT	8	110	Mat McNULTY	47	N/A	E WOODHOUSE	6.333	104	T ALLDREAD	1	
108	Ca BLURTON	8	111	C WOODCOCK	46	N/A	J McDONALD	6.458	104	M HART	1	
108	J BLURTON	8	111	T STEVENSON	46	N/A	B JEFFRIES	6.472	104	S MAFFIN	1	
113	A MILNER	7	113	D NEALE	44	N/A	L BELL	6.550	104	D GEBAUERS	1	
113	A REES	7	114	C CLARK	41	N/A	D GEBAUERS	6.750	104	L BELL	1	
113	C CLARK	7	115	TI REES	40	N/A	D NEALE	7.083	104	M SEO	1	
113	N ZIMMERMANN	7	116	A REES	38	N/A	L HAWLEY	7.083	104	A FEARN	1	
113	M BUCKLEY	7	116	J McDONALD	38	N/A	D JEFFRIES	7.111	104	I MATTHEWS	1	
118	M HART	6	118	A MILNER	36	N/A	Mat McNULTY	7.167	104	M WILLIS	1	
118	S LIVESEY	6	119	B REES	35	N/A	C BARTLETT	7.344	104	B REES	1	
118	SM BLURTON	6	120	M BUCKLEY	33	N/A	J GRATTON	7.426	104	S TAGUE	1	
118	J McDONALD	6	121	M HART	31	N/A	M WATTS	7.519	104	L CAPEWELL	1	
118	T KERR	6	121	A PARKIN	31	N/A	C WOODCOCK	8.096	104	M BUCKLEY	1	
123	L BELL	5	121	SM BLURTON	31	N/A	R FREEMAN	8.417	104	S LIVESEY	1	
123	B REES	5	124	L PARKIN	30	N/A	H MOHAMMED	8.500	104	L PARKIN	1	
123	L BLAKE	5	125	K JACKSON	29	N/A	G CONNALLY	8.588	104	A PARKIN	1	
123	A PARKIN	5	125	M WESTON	29	N/A	B RILEY	8.697	104	R FREEMAN	1	
123	L PARKIN	5	125	R FREEMAN	29	N/A	A STOTT	8.750	104	S MARTINEZ	1	
123	J WOODHOUSE	5	128	L BELL	26	N/A	A MILNER	8.786	104	E DOYLE	1	
129	D SPENCER	4	128	M YEOMANS	26	N/A	M HART	9.417	104	T STEVENSON	1	
129	M YEOMANS	4	130	S TAGUE	24	N/A	Ca BLURTON	9.594				
129	M WILLIS	4	130	T KERR	24	N/A	J BLURTON	9.781				
129	S TAGUE	4	132	D SPENCER	23	N/A	A PANK	10.114				
129	K JACKSON	4	133	J WOODHOUSE	22	N/A	T ALLDREAD	10.167				
129	L CAPEWELL	4	134	M WILLIS	20	N/A	E GIBBS	10.417				
129	M WESTON	4	134	L CAPEWELL	20	N/A	F McCANDLESS	10.558				
136	T REES	3	136	T REES	16	N/A	C KAVANAGH	10.692				
136	D ALLDREAD	3	136	T ALLDREAD	16	N/A	TI REES	10.719				
136	T ALLDREAD	3	136	D GEBAUERS	16	N/A	D ALLDREAD	10.750				
136	D GEBAUERS	3	139	D ALLDREAD	15	N/A	A REES	10.786				
136	E GIBBS	3	139	E GIBBS	15	N/A	SM BLURTON	10.833				
136	R FREEMAN	3	139	E WOODHOUSE	15	N/A	A PARKIN	11.300				
136	E WOODHOUSE	3	142	H MOHAMMED	14	N/A	E PAUL	11.806				
143	N BLACK	2	143	L BLAKE	13	N/A	L PARKIN	12.900				
144	H MOHAMMED	1	144	N BLACK	10	N/A	S LIVESEY	13.083				
144	A STOTT	1	145	A STOTT	5	N/A	I PAUL	13.667				

Outright Track Record Holders After DHORC 664

Adults

Pos	Name	Qualifying	F1	GC	F1	GC	Total
			Fastest Laps	Fastest Laps	Race Laps	Race Laps	
1	L Pateman	33	45	63	28	48	217
2	S Goodlip	20	35	10	29	16	110
3	A Smith	29	11	27	13	25	105
4	N Sismey	15	8	11	15	16	65
5	J Sismey	15	7	8	14	12	56
6	M Chadwick	12			8	9	29
7	W Lander	9	5	3	6		23
8	P Rees	3	3		11	3	20
9	A McPeake	4	3	5	7		19
10	J Tague	4	3	2	3	5	17
11	J Lymer	4	2	1	2	1	10
12	T Baldock	3	1	1	1	2	8
13	D Garbett	1	1	1	3	1	7
14	L Smith	2	1	3			6
14	A Turnbull	1	2		3		6
16	C Roythorne		2	2		1	5
17	J Neale				2	1	3
17	S Anand	1			1	1	3
17	T Chadwick		1		2		3
17	J Lamb	1		1	1		3
21	M Allsopp				2		2
21	S Lander			1	1		2
21	C Bowles	1	1				2
24	G Peach		1				1
24	D McPeake		1				1
24	J Roythorne				1		1
24	S Pank				1		1
Total		148	122	130	136	135	725

Note: Some Records Can Be Held By More Than One Member - Highlighted Names 2023 Members

Outright Track Record Holders After DHORC 664

Juniors

Pos	Name	Qualifying	F1	GC	F1	GC	Total
			Fastest Laps	Fastest Laps	Race Laps	Race Laps	
1	A Turnbull	31	22	16	34	17	120
2	R Litherland	24	21	26	14	28	113
3	J Sismey	15	15	12	11	17	70
4	A Hall	12	9	6	13	11	51
5	T Chadwick	7	6	10	7	19	49
6	AJ McPeake	10	9	4	9	4	36
7	L Bowles	14	4	5	4	8	35
8	T Measham	6	4	1	13	3	27
8	J Henry	2	9	5	9	2	27
10	J Mellor	10	4	4	2	4	24
11	H Smith	7	4	5	3	2	21
12	M Minnis	6	2	4	2	5	19
13	Z Roythorne	2	2	6		8	18
14	J Pateman	4	4	5	1	3	17
15	B Roythorne	1	1	6		2	10
16	J Lawson	1	2	2	3	1	9
16	F Holmes	1	3	2	3		9
16	C Brentnall		2	3		4	9
19	A Hughes	2	1	5			8
19	L Smith		4		4		8
21	T Pank		1	3	2		6
21	C Bowles	2	1		1	2	6
23	P Connally		1	3			4
23	R Rees	1	1	1		1	4
23	K Ashworth	1	1	1		1	4
23	L Turnbull	1	1		2		4
27	K Levers		1		1	1	3
28	P Martin		1		1		2
28	N Gull		1		1		2
30	Ca Holland			1			1
30	E Henry		1				1
30	C Clark					1	1
30	K Ali				1		1
30	B Brooks				1		1
30	J Elmore		1				1
30	S Roythorne			1			1
30	A Hartley			1			1
Total		160	139	138	142	144	723

Note: Some Records Can Be Held By More Than One Member - **Highlighted Names 2023 Members**

DHORC Statistics 2023

Poles		Adult			Junior			Poles	
Records	Name	Total	2023	Name	Total	2023	Records		
All Time	L Pateman	124	2	L Bowles	23	5	All Time		
L Pateman 124	S Goodlip	89	2	H Smith	11		R Litherland	61	
Season	N Sismey	85		J Lawson	10		Season		
S Goodlip 17	A Smith	52	2	JJ Hughes-Dowd	2	1	L Smith	21	
	P Rees	19	1						
	D Garbett	5							
	G Peach	2							
	C Bowles	2							
	A Turnbull	1							
Race Wins		Adult			Junior			Race Wins	
Records	Name	Total	2023	Name	Total	2023	Records		
All Time	L Pateman	117	1	L Bowles	21	5	All Time		
L Pateman 117	S Goodlip	86	3	H Smith	12		A Hall	49	
Season	N Sismey	85		J Lawson	10		Season		
W Lander 16	A Smith	46	2	JJ Hughes-Dowd	2	1	L Smith	20	
	P Rees	28		J Thompson	1		A Hall	20	
	D Garbett	4		J Woodhouse	1				
	G Peach	3		E Doyle	1				
	A Turnbull	3							
	R Litherland	2							
Fast Laps		Adult			Junior			Fast Laps	
Records	Name	Total	2023	Name	Total	2023	Records		
All Time	L Pateman	283	3	L Bowles	21	5	All Time		
L Pateman 283	A Smith	55	3	H Smith	18		J Sismey	59	
Season	S Goodlip	54		J Lawson	9		Season		
L Pateman 19	N Sismey	50		JJ Hughes-Dowd	2	1	L Smith	21	
A Smith 19	P Rees	12							
	D Garbett	5							
	G Peach	3							
	C Bowles	3							
	A Turnbull	2							
Race Laps		Adult			Junior			Race Laps	
Records	Name	Total	2023	Name	Total	2023	Records		
All Time	L Pateman	184	2	L Bowles	22	5	All Time		
L Pateman 184	N Sismey	90		H Smith	10		R Litherland	63	
Season	S Goodlip	68	2	J Lawson	9		Season		
W Lander 16	A Smith	59	2	JJ Hughes-Dowd	2	1	A Hall	22	
	P Rees	23		J Woodhouse	1				
	D Garbett	7		E Doyle	1				
	G Peach	2							
	A Turnbull	2							
	C Bowles	2							

Current Members Best Ever Position Records after DHORC 664

Qualifying					Final Position					Fastest Laps					Race Laps				
Pos	Adult	DHORC	Gap	Date	Pos	Adult	DHORC	Gap	Date	Pos	Adult	DHORC	Gap	Date	Pos	Adult	DHORC	Gap	Date
1	A Smith	664	0	04-Apr-23	1	S Goodlip	664	0	04-Apr-23	1	A Smith	664	0	04-Apr-23	1	S Goodlip	664	0	04-Apr-23
1	S Goodlip	663	1	14-Mar-23	1	A Smith	661	3	21-Feb-23	1	L Pateman	663	1	14-Mar-23	1	L Pateman	662	2	21-Feb-23
1	L Pateman	662	2	21-Feb-23	1	L Pateman	659	5	10-Jan-23	1	D Garbett	657	7	13-Dec-22	1	A Smith	661	3	21-Feb-23
1	P Rees	661	3	21-Feb-23	1	R Litherland	652	12	18-Oct-22	1	S Goodlip	653	11	08-Nov-22	1	D Garbett	657	7	13-Dec-22
1	C Bowles	647	17	09-Aug-22	1	A Turnbull	649	15	27-Sep-22	1	A Turnbull	625	39	19-Oct-22	1	C Bowles	653	11	08-Nov-22
1	A Turnbull	635	29	22-Feb-22	1	N Sismey	645	19	28-Jun-22	1	C Bowles	612	52	07-Nov-19	1	P Rees	649	15	27-Sep-22
1	D Garbett	625	39	19-Oct-21	1	P Rees	631	33	11-Jan-22	1	L Smith	591	73	23-Feb-19	1	N Sismey	645	19	28-Jun-22
1	N Sismey	613	51	07-Jan-20	1	D Garbett	611	53	29-Oct-19	1	G Peach	565	99	24-Feb-18	1	A Turnbull	635	29	22-Feb-22
1	L Smith	591	73	23-Feb-19	1	L Smith	566	98	24-Feb-18	1	N Sismey	511	153	27-Feb-16	1	L Smith	579	85	04-Sep-18
1	G Peach	565	99	24-Feb-18	1	G Peach	537	127	25-Feb-17	1	P Rees	497	167	30-Jun-15	1	G Peach	565	99	24-Feb-18
2	R Litherland	624	40	28-Sep-21	2	C Bowles	600	84	09-Jul-19	2	R Litherland	624	40	28-Sep-21	2	R Litherland	624	40	28-Sep-21
4	D Turnbull	658	6	13-Dec-22	3	D Turnbull	527	137	13-Sep-18	4	L Blacker	658	6	13-Dec-22	4	L Blacker	642	22	17-May-22
4	L Blacker	650	14	27-Sep-22	4	S Smith	537	127	25-Feb-17	4	D Turnbull	564	100	24-Feb-18	4	S Smith	537	127	25-Feb-17
5	S Gray	627	37	09-Nov-21	5	S Gray	627	37	09-Nov-21	6	H Smith	658	6	13-Dec-22	5	D Turnbull	596	68	09-Apr-19
7	M Dutton	649	15	27-Sep-22	6	L Blacker	655	9	29-Nov-22	6	J Lawson	650	14	27-Sep-22	6	R Lawson	530	134	18-Oct-16
7	R Lawson	629	35	30-Nov-21	6	R Lawson	530	134	18-Oct-16	6	S Gray	635	29	22-Feb-22	7	S Gray	627	37	09-Nov-21
7	S Smith	538	126	25-Feb-17	7	J Lawson	650	14	27-Sep-22	7	S Smith	657	7	13-Dec-22	8	H Smith	657	7	13-Dec-22
8	J Lawson	650	14	27-Sep-22	8	L Bowles	662	2	21-Feb-23	8	L Bowles	662	2	21-Feb-23	8	J Lawson	650	14	27-Sep-22
8	L Bowles	648	16	09-Aug-22	8	H Smith	657	7	13-Dec-22	8	R Lawson	530	134	18-Oct-16	8	M Dutton	647	17	09-Aug-22
9	JJ Hughes-Dowd	655	9	29-Nov-22	8	M Dutton	649	15	27-Sep-22	9	M Dutton	649	1	27-Sep-22	9	JJ Hughes-Dowd	655	9	29-Nov-22
10	H Smith	657	7	13-Dec-22	9	JJ Hughes-Dowd	655	9	29-Nov-22	9	JJ Hughes-Dowd	662	2	21-Feb-23	9	L Bowles	648	16	09-Aug-22
10	A Woodhouse	647	17	09-Aug-22	11	D Latham	661	3	21-Feb-23	11	A Stevenson	655	9	29-Nov-22	11	A Stevenson	657	7	13-Dec-22
10	A Thompson	646	18	28-Jun-22	13	D Hughes-Dowd	655	9	29-Nov-22	12	A Woodhouse	647	17	09-Aug-22	11	A Thompson	655	9	29-Nov-22
11	A Stevenson	658	6	13-Dec-22	13	A Thompson	645	19	28-Jun-22	12	A Thompson	644	20	07-Jun-22	12	D Latham	661	3	21-Feb-23
12	D Latham	661	3	21-Feb-23	14	A Stevenson	657	7	13-Dec-22	13	D Hughes-Dowd	656	8	29-Nov-22	12	A Woodhouse	647	17	09-Aug-22
12	D Hughes-Dowd	655	9	29-Nov-22	14	A Woodhouse	647	17	09-Aug-22	15	D Latham	661	3	21-Feb-23	15	D Hughes-Dowd	657	7	13-Dec-22
Pos	Junior	DHORC	Gap	Date	Pos	Junior	DHORC	Gap	Date	Pos	Junior	DHORC	Gap	Date	Pos	Junior	DHORC	Gap	Date
1	L Bowles	664	0	04-Apr-23	1	L Bowles	664	0	04-Apr-23	1	JJ Hughes-Dowd	664	0	04-Apr-23	1	L Bowles	664	0	04-Apr-23
1	JJ Hughes-Dowd	663	1	14-Mar-23	1	JJ Hughes-Dowd	663	1	14-Mar-23	1	L Bowles	663	1	14-Mar-23	1	JJ Hughes-Dowd	663	1	14-Mar-23
1	H Smith	658	6	13-Dec-22	1	H Smith	657	7	13-Dec-22	1	H Smith	658	6	13-Dec-22	1	H Smith	657	7	13-Dec-22
1	J Lawson	656	8	29-Nov-22	1	J Lawson	656	8	29-Nov-22	1	J Lawson	655	9	29-Nov-22	1	J Lawson	656	8	29-Nov-22
2	E Doyle	660	4	31-Jan-23	1	E Doyle	649	15	27-Sep-22	2	J Woodhouse	647	17	09-Aug-22	1	E Doyle	649	15	27-Sep-22
2	J Thompson	636	28	22-Feb-22	1	J Woodhouse	647	17	09-Aug-22	2	E Doyle	646	18	28-Jun-22	1	J Woodhouse	647	17	09-Aug-22
3	T Stevenson	661	3	21-Feb-23	1	J Thompson	640	24	26-Apr-22	2	J Thompson	636	28	22-Feb-22	2	J Thompson	636	28	22-Feb-22
3	J Woodhouse	648	16	09-Aug-22	2	T Stevenson	653	11	08-Nov-22	4	T Stevenson	659	5	10-Jan-23	5	E Woodhouse	663	1	14-Mar-23
5	E Woodhouse	663	1	14-Mar-23	5	E Woodhouse	663	1	14-Mar-23	6	E Woodhouse	660	4	31-Jan-23	5	T Stevenson	653	11	08-Nov-22

Distance Covered In DHORC Club Championship 2023

Pos	Competitor	Class	Laps	Feet	Feet / Race	Miles	Races
1	S Goodlip	A	703.0	68,577	2,365	13.0	29
2	L Pateman	A	652.6	63,691	2,359	12.1	27
3	A Smith	A	631.8	61,647	2,283	11.7	27
4	G Peach	A	618.9	60,895	2,100	11.5	29
5	N Sismey	A	624.6	60,397	2,237	11.4	27
6	P Rees	A	606.6	59,933	2,067	11.4	29
7	A Turnbull	A	593.8	58,679	2,173	11.1	27
8	L Blacker	A	569.1	55,198	1,840	10.5	30
9	D Turnbull	A	561.1	54,332	1,940	10.3	28
10	L Bowles	J	497.9	48,491	1,865	9.2	26
11	JJ Hughes-Dowd	J	483.6	47,448	1,757	9.0	27
12	R Litherland	A	494.3	46,022	2,092	8.7	22
13	S Gray	A	457.7	43,938	1,831	8.3	24
14	D Hughes-Dowd	A	439.3	43,056	1,485	8.2	29
15	C Bowles	A	431.3	42,505	2,125	8.1	20
16	R Lawson	A	292.5	26,981	1,686	5.1	16
17	D Latham	A	254.3	26,589	1,662	5.0	16
18	T Stevenson	J	280.4	26,302	1,252	5.0	21
19	J Lawson	J	272.8	25,088	1,568	4.8	16
20	A Stevenson	A	267.8	24,950	1,663	4.7	15
21	A Woodhouse	A	230.9	22,494	1,500	4.3	15
22	J Woodhouse	J	217.7	21,634	1,352	4.1	16
23	D Garbett	A	199.0	21,106	2,111	4.0	10
24	J Thompson	A	193.1	17,888	1,626	3.4	11
25	S Smith	A	167.4	17,887	1,789	3.4	10
26	A Thompson	A	183.3	17,513	1,751	3.3	10
27	H Smith	J	156.3	16,692	1,669	3.2	10
28	E Woodhouse	J	160.9	16,057	1,070	3.0	15
29	E Doyle	J	145.9	15,513	1,724	2.9	9
30	L Bowles	A	111.2	10,989	2,198	2.1	5
31	JJ Hughes-Dowd	A	107.8	10,415	1,736	2.0	6
32	L Smith	A	89.0	9,456	1,576	1.8	6
33	J Lawson	A	89.0	7,921	1,584	1.5	5
34	M Dutson	A	66.7	6,403	1,601	1.2	4
35	H Smith	A	58.2	6,374	2,125	1.2	3
Pos	Competitor	Class	11,909.8	1,163,058.2	1,821.8	220.3	620

Next Circuit



Zandvoort



Where Do We Race Next?

What Are The Records?



Who Has Been On The Podium?


Circuit History

Circuit Zandvoort known for sponsorship reasons as **CM.com Circuit Zandvoort**, and previously known as Circuit Park Zandvoort until 2017, is a 4.259 km (2.646 mi) motorsport racetrack located in the dunes north of Zandvoort, Netherlands, near the North Sea coast line. It returned to the Formula One calendar in 2021 as the location of the revived Dutch Grand Prix.

Our track is a shortened version of the F1 track, with **Phil Rees'** excellent banked sections.

Rounds 7&8		Zandvoort (Netherlands)				Rounds 27&28	
		Previous Results					
		Adults	1st	2nd	3rd		
DHARC 172	16-Oct 2001	127' 7"	M Chadwick	S Goodlip	J Tague		
DHARC 195	29-Oct 2002	127' 7"	S Goodlip	L Pateman	N Sismey		
DHARC 217	28-Oct 2003	127' 7"	M Chadwick	S Goodlip	L Pateman		
DHARC 239	26-Oct 2004	127' 7"	L Pateman	M Chadwick	N Sismey		
DHARC 302	25-Sep 2007	127' 7"	W Lander	P Rees	N Sismey		
DHARC 341	14-Jul 2009	127' 7"	J Sismey	L Pateman	T Chadwick		
DHARC 392	12-Jul 2011	127' 7"	L Pateman	J Sismey	P Rees		
DHARC 518	19-Apr 2016	130' 2"	S Goodlip	J Sismey	L Pateman		
DHARC 568	27-Mar 2018	130' 2"	J Lymer	N Sismey	S Goodlip		
DHARC 637 F1	15-Mar 2022	98' 6"	S Goodlip	P Rees	C Bowles		
DHARC 638 GC	15-Mar 2022	98' 6"	A Smith	L Pateman	A Turnbull		
DHARC 649 F1	27-Sep 2022	98' 6"	A Turnbull	A Smith	P Rees		
DHARC 650 GC	27-Sep 2022	98' 6"	A Smith	N Sismey	P Rees		
DHARC 665 F1	02-May 2023	98' 6"					
DHARC 666 GC	02-May 2023	98' 6"					
		Juniors	1st	2nd	3rd		
DHARC 172	16-Oct 2001	127' 7"	J Henry	J Sismey	T Chadwick		
DHARC 195	29-Oct 2002	127' 7"	J Sismey	T Chadwick	T Green		
DHARC 217	28-Oct 2003	127' 7"	J Sismey	T Chadwick	T Measham		
DHARC 239	26-Oct 2004	127' 7"	T Chadwick	J Sismey	T Measham		
DHARC 302	25-Sep 2007	127' 7"	A Hughes	R Hughes	C Bullock		
DHARC 341	14-Jul 2009	127' 7"	L Smith	A Oxspring	L Capewell		
DHARC 392	12-Jul 2011	127' 7"	J Mellor	J Pateman	K Levers		
DHARC 518	19-Apr 2016	130' 2"	F Holmes	A Turnbull	D Jackson		
DHARC 568	27-Mar 2018	130' 2"	F Holmes	A Turnbull	Z Roythorne		
DHARC 637 F1	15-Mar 2022	98' 6"	L Bowles	J Thompson	J Lawson		
DHARC 638 GC	15-Mar 2022	98' 6"	L Bowles	J Lawson	J Thompson		
DHARC 649 F1	27-Sep 2022	98' 6"	E Doyle	H Smith	L Bowles		
DHARC 650 GC	27-Sep 2022	98' 6"	J Lawson	L Bowles	H Smith		
DHARC 665 F1	02-May 2023	98' 6"					
DHARC 666 GC	02-May 2023	98' 6"					
Circuit Records		Lap Length 98' 6"					
Qualifying							
F1	A Smith	27Sep22					
	51.3 Laps						
GC	A Smith	15Mar22					
	65.8 Laps						
Fastest Laps							
F1	S Goodlip	15Mar22					
	6.22 secs (10.797 mph)						
GC	A Smith	15Mar22					
	4.60 secs (14.600 mph)						
Race Laps							
F1	P Rees	27Sep22					
	A Smith	27Sep22					
	26.7 Laps						
GC	A Smith	27Sep22					
	35.2 Laps						
Final Points							
7.0 Points	J Lamb	15Mar22					



DHARC 665 & 666

Zandvoort Best Off Chart 1

Qualifying Combined					Final Points			
Pos	Adult	Laps	MPH	Date	Pos	Adult	Pts	Date
1	S Goodlip	N/A	N/A	N/A	1	J Lamb	7.0	15-Mar-22
1	A Smith (M)	N/A	N/A	N/A	2	D Turnbull	3.5	15-Mar-22
1	P Rees (M)	N/A	N/A	N/A	3	C Bowles	3.0	15-Mar-22
1	N Sismey (M)	N/A	N/A	N/A	3	R Litherland	3.0	15-Mar-22
1	A Turnbull	N/A	N/A	N/A	3	L Smith	3.0	15-Mar-22
1	C Bowles	N/A	N/A	N/A	3	L Blacker	3.0	15-Mar-22
1	L Pateman	N/A	N/A	N/A	3	S Goodlip	3.0	15-Mar-22
1	D Garbett (M)	N/A	N/A	N/A	8	L Pateman	2.5	15-Mar-22
1	D Edwards	N/A	N/A	N/A	9	A Smith (M)	2.0	15-Mar-22
1	G Peach (M)	N/A	N/A	N/A	10	P Rees (M)	3.0	27-Sep-22
1	R Litherland	N/A	N/A	N/A	11	N Sismey (M)	1.5	15-Mar-22
1	S Gray (M)	N/A	N/A	N/A	11	G Peach (M)	1.5	15-Mar-22
1	D Turnbull	N/A	N/A	N/A	11	L Edwards	1.5	15-Mar-22
1	L Edwards	N/A	N/A	N/A	11	M Dutson	1.5	15-Mar-22
1	C Cooper	N/A	N/A	N/A	11	D Edwards	1.5	15-Mar-22
1	L Smith	N/A	N/A	N/A	11	C Cooper	1.5	15-Mar-22
1	J Lamb	N/A	N/A	N/A	17	A Turnbull	2.0	27-Sep-22
1	R Lawson	N/A	N/A	N/A	18	S Gray (M)	1.0	15-Mar-22
1	L Blacker	N/A	N/A	N/A	19	D Garbett (M)	0.5	15-Mar-22
1	A Thompson	N/A	N/A	N/A	20	R Lawson	1.0	27-Sep-22
1	M Dutson	N/A	N/A	N/A	21	A Thompson	0.0	15-Mar-22
1	H Smith	N/A	N/A	N/A	22	H Smith	3.0	27-Sep-22
1	J Lawson	N/A	N/A	N/A	23	J Lawson	1.5	27-Sep-22
1	S Smith	N/A	N/A	N/A	24	S Smith	0.5	27-Sep-22
Pos	Junior	Laps	MPH	Date	Pos	Junior	Pts	Date
1	L Bowles	N/A	N/A	N/A	1	L Bowles	2.0	15-Mar-22
1	J Thompson	N/A	N/A	N/A	2	J Thompson	1.5	15-Mar-22
1	J Lawson	N/A	N/A	N/A	2	J Lawson	1.5	15-Mar-22
1	H Smith	N/A	N/A	N/A	2	H Smith	1.5	27-Sep-22
1	E Doyle	N/A	N/A	N/A	5	E Doyle	2.0	27-Sep-22

Zandvoort Best Off Chart 2 - F1

Qualifying					Fastest Laps					Race Laps				
Pos	Adult	Laps	MPH	Date	Pos	Adult	Time	MPH	Date	Pos	Adult	Laps	MPH	Date
1	A Smith (M)	51.3	9.570	27-Sep-22	1	S Goodlip	6.22	10.797	15-Mar-22	1	P Rees (M)	26.7	9.962	27-Sep-22
2	C Bowles	49.1	9.160	27-Sep-22	2	A Smith (M)	6.26	10.728	27-Sep-22	1	A Smith (M)	26.7	9.962	27-Sep-22
3	S Goodlip	48.4	9.029	15-Mar-22	3	L Pateman	6.34	10.593	15-Mar-22	3	S Goodlip	26.3	9.813	15-Mar-22
4	A Turnbull	48.1	8.973	27-Sep-22	4	A Turnbull	6.43	10.445	27-Sep-22	4	A Turnbull	26.1	9.738	27-Sep-22
5	P Rees (M)	46.9	8.749	15-Mar-22	5	P Rees (M)	6.50	10.332	27-Sep-22	5	C Bowles	25.3	9.440	15-Mar-22
6	N Sismey (M)	46.8	8.731	27-Sep-22	6	C Bowles	6.56	10.238	27-Sep-22	5	L Pateman	25.3	9.440	15-Mar-22
7	L Pateman	43.8	8.171	15-Mar-22	7	N Sismey (M)	6.61	10.160	15-Mar-22	7	N Sismey (M)	24.8	9.253	27-Sep-22
8	D Garbett (M)	42.6	7.947	15-Mar-22	8	D Garbett (M)	6.80	9.876	15-Mar-22	8	G Peach (M)	23.5	8.768	15-Mar-22
9	D Turnbull	41.5	7.742	27-Sep-22	9	D Edwards	6.82	9.847	15-Mar-22	9	L Smith	22.7	8.470	27-Sep-22
10	D Edwards	40.9	7.630	15-Mar-22	10	S Gray (M)	6.87	9.776	15-Mar-22	10	L Edwards	22.5	8.395	15-Mar-22
10	G Peach (M)	40.9	7.630	15-Mar-22	11	G Peach (M)	6.95	9.663	15-Mar-22	11	R Litherland	22.2	8.283	15-Mar-22
12	R Litherland	40.8	7.611	15-Mar-22	12	L Blacker	7.00	9.594	15-Mar-22	11	D Turnbull	22.2	8.283	15-Mar-22
13	S Gray (M)	40.5	7.555	15-Mar-22	13	D Turnbull	7.07	9.499	15-Mar-22	13	D Garbett (M)	21.8	8.134	15-Mar-22
14	M Dutson	39.3	7.332	27-Sep-22	14	L Smith	7.15	9.393	15-Mar-22	14	S Gray (M)	21.4	7.984	15-Mar-22
15	L Smith	38.1	7.108	27-Sep-22	15	C Cooper	7.18	9.354	15-Mar-22	15	D Edwards	21.3	7.947	15-Mar-22
16	L Edwards	37.3	6.958	15-Mar-22	16	R Litherland	7.25	9.263	15-Mar-22	16	M Dutson	20.3	7.574	27-Sep-22
17	C Cooper	36.7	6.846	15-Mar-22	17	J Lamb	7.31	9.187	15-Mar-22	17	J Lamb	19.6	7.313	15-Mar-22
18	L Blacker	36.4	6.791	27-Sep-22	18	M Dutson	7.46	9.003	27-Sep-22	18	L Blacker	19.5	7.276	15-Mar-22
19	J Lamb	36.2	6.753	15-Mar-22	19	L Edwards	7.47	8.991	15-Mar-22	18	H Smith	19.5	7.276	27-Sep-22
20	R Lawson	35.4	6.604	15-Mar-22	20	H Smith	7.52	8.931	27-Sep-22	20	C Cooper	19.4	7.238	15-Mar-22
21	J Lawson	34.1	6.361	27-Sep-22	21	J Lawson	7.64	8.790	27-Sep-22	21	J Lawson	19.3	7.201	27-Sep-22
22	H Smith	34.0	6.343	27-Sep-22	22	R Lawson	7.72	8.699	15-Mar-22	22	R Lawson	18.6	6.940	15-Mar-22
23	A Thompson	31.4	5.858	15-Mar-22	23	A Thompson	7.79	8.621	15-Mar-22	23	A Thompson	16.6	6.194	15-Mar-22
24	S Smith	29.5	2.752	27-Sep-22	24	S Smith	8.83	7.606	27-Sep-22	24	S Smith	14.8	5.522	27-Sep-22

Pos	Junior	Laps	MPH	Date	Pos	Junior	Time	MPH	Date	Pos	Junior	Laps	MPH	Date
1	L Bowles	35.4	6.604	15-Mar-22	1	L Bowles	7.55	8.895	15-Mar-22	1	L Bowles	20.8	7.761	15-Mar-22
2	J Thompson	33.5	6.250	15-Mar-22	2	J Lawson	7.74	8.677	15-Mar-22	2	E Doyle	20.3	7.574	27-Sep-22
3	J Lawson	32.8	6.119	27-Sep-22	3	J Thompson	7.80	8.610	15-Mar-22	3	J Thompson	18.1	6.753	15-Mar-22
4	H Smith	31.3	5.839	27-Sep-22	4	E Doyle	7.98	8.416	27-Sep-22	4	H Smith	18.0	6.716	27-Sep-22
5	E Doyle	30.0	5.597	27-Sep-22	5	H Smith	8.02	8.374	27-Sep-22	5	J Lawson	17.1	6.380	27-Sep-22



Zandvoort Best Off Chart 3 - GC

Qualifying					Fastest Laps					Race Laps				
Pos	Adult	Laps	MPH	Date	Pos	Adult	Time	MPH	Date	Pos	Adult	Laps	MPH	Date
1	A Smith (M)	65.8	12.275	15-Mar-22	1	A Smith (M)	4.60	14.600	15-Mar-22	1	A Smith (M)	35.2	13.133	27-Sep-22
2	L Pateman	64.7	12.070	15-Mar-22	2	L Pateman	4.67	14.381	15-Mar-22	2	L Pateman	33.1	12.350	15-Mar-22
3	N Sismey (M)	59.4	11.081	27-Sep-22	3	C Bowles	5.14	13.066	27-Sep-22	3	N Sismey (M)	31.8	11.865	27-Sep-22
4	A Turnbull	58.7	10.951	15-Mar-22	4	G Peach (M)	5.24	12.817	15-Mar-22	4	A Turnbull	31.1	11.604	15-Mar-22
5	C Bowles	56.9	10.615	15-Mar-22	5	L Smith	5.25	12.792	27-Sep-22	5	L Smith	30.6	11.417	27-Sep-22
6	D Garbett (M)	55.8	10.410	15-Mar-22	6	R Litherland	5.30	12.672	15-Mar-22	6	C Bowles	30.5	11.380	15-Mar-22
7	G Peach (M)	55.6	10.372	15-Mar-22	7	N Sismey (M)	5.33	12.600	27-Sep-22	7	S Goodlip	29.7	11.081	15-Mar-22
8	P Rees (M)	54.9	10.242	15-Mar-22	8	A Turnbull	5.36	12.530	15-Mar-22	8	R Litherland	29.5	11.007	15-Mar-22
9	S Goodlip	52.8	9.850	15-Mar-22	9	S Goodlip	5.41	12.414	15-Mar-22	9	P Rees (M)	28.7	10.708	27-Sep-22
10	R Litherland	52.7	9.831	15-Mar-22	10	D Garbett (M)	5.59	12.014	15-Mar-22	10	D Garbett (M)	28.5	10.634	15-Mar-22
11	L Blacker	52.3	9.757	27-Sep-22	11	L Blacker	5.68	11.824	15-Mar-22	10	G Peach (M)	28.5	10.634	15-Mar-22
12	L Smith	50.9	9.496	15-Mar-22	11	J Lawson	5.68	11.824	27-Sep-22	12	D Turnbull	27.8	10.372	27-Sep-22
13	D Turnbull	48.9	9.122	27-Sep-22	13	P Rees (M)	5.72	11.741	15-Mar-22	13	J Lamb	27.5	10.260	15-Mar-22
14	C Cooper	46.6	8.693	15-Mar-22	14	J Lamb	5.74	11.700	15-Mar-22	14	C Cooper	27.3	10.186	15-Mar-22
14	J Lawson	46.6	8.693	27-Sep-22	15	D Edwards	5.76	11.660	15-Mar-22	15	L Blacker	26.8	9.999	27-Sep-22
16	R Lawson	45.0	8.395	27-Sep-22	16	C Cooper	5.77	11.639	15-Mar-22	16	D Edwards	26.2	9.775	15-Mar-22
17	L Edwards	43.2	8.059	15-Mar-22	17	D Turnbull	5.79	11.599	27-Sep-22	17	J Lawson	26.1	9.738	27-Sep-22
18	D Edwards	43.0	8.022	15-Mar-22	18	H Smith	5.94	11.306	27-Sep-22	18	H Smith	25.8	9.626	27-Sep-22
19	S Gray (M)	42.0	7.835	27-Sep-22	19	R Lawson	6.08	11.046	27-Sep-22	19	R Lawson	25.5	9.514	27-Sep-22
20	H Smith	39.5	7.369	27-Sep-22	20	S Smith	6.35	10.576	27-Sep-22	20	S Smith	24.8	9.253	27-Sep-22
21	J Lamb	38.6	7.201	15-Mar-22	21	M Dutson	6.40	10.494	15-Mar-22	21	L Edwards	23.4	8.731	15-Mar-22
22	A Thompson	34.8	6.492	15-Mar-22	22	S Gray (M)	6.52	10.300	15-Mar-22	21	S Gray (M)	23.4	8.731	15-Mar-22
23	S Smith	34.4	3.209	27-Sep-22	23	L Edwards	6.84	9.819	15-Mar-22	23	M Dutson	21.3	7.947	27-Sep-22
24	M Dutson	31.1	5.802	27-Sep-22	24	A Thompson	7.42	9.051	15-Mar-22	24	A Thompson	18.7	6.977	15-Mar-22
Pos	Junior	Laps	MPH	Date	Pos	Junior	Time	MPH	Date	Pos	Junior	Laps	MPH	Date
1	L Bowles	45.9	8.563	27-Sep-22	1	J Lawson	5.63	11.929	27-Sep-22	1	J Lawson	26.2	9.775	27-Sep-22
2	J Lawson	44.8	8.358	27-Sep-22	2	L Bowles	5.69	11.803	27-Sep-22	2	L Bowles	25.6	9.552	27-Sep-22
3	H Smith	38.7	7.220	27-Sep-22	3	H Smith	6.12	10.974	27-Sep-22	3	H Smith	22.7	8.470	27-Sep-22
4	J Thompson	35.7	6.660	15-Mar-22	4	J Thompson	7.82	8.588	15-Mar-22	4	J Thompson	18.5	6.902	15-Mar-22
5	E Doyle	16.7	3.115	27-Sep-22	5	E Doyle	8.20	8.190	27-Sep-22	5	E Doyle	14.6	5.447	27-Sep-22





LEXAN BODY CATALOGUE

Legends

SWB = 38mm (1.5")
between axle centres

LWB = 41mm (1.6")
between axle centres



AC Cobra
Convertible
LWB



Acura NSX
GT3 2017
LWB
30mm Clip



Alfa Romeo 155
Touring Car
LWB
29mm Clip



Alfa Romeo
BTCC
LWB
30mm Clip



Alfa Romeo
TZ3 Corsa
SWB
29mm Clip



Aston Martin
Vantage GT3
LWB



Audi
R8LMS GT3
LWB



Audi S3
BTCC
LWB
27mm Clip



Austin
Mini Cooper
SWB
28mm Clip



Bentley
Continental GT3
LWB
30mm Clip
















BMW
320i Turbo Grp5
SWB
27mm Clip



BMW 1 Series
BTCC
LWB
29mm Clip








































BMW
M1
SWB
30mm Clip
















			
BMW M3 GT2 LWB 27mm Clip	BMW Z4 GT3 LWB	BMW Z8 Convertible LWB 30mm Clip	Bugatti EB110 SWB 32mm Clip
			
Bugatti Veyron LWB 31mm Clip			
			
Chevrolet Nastruck LWB 30mm Clip	Chevron B19 SWB or LWB 29mm Clip	Corvette C5r GT SWB 30mm Clip	Corvette C7r GT 2017 LWB 31mm Clip
			
Corvette C8r GT3 LWB	Corvette Daytona Prototype SWB 30mm Clip	Corvette 1969 Stingray SWB 30mm Clip	
			
Datsun 240Z SWB 27mm Clip	Datsun Fairlady 2000 LWB 26mm Clip	Dodge Challenger LWB 31mm Clip	

			
Ferrari 250 gt Berlinetta Lusso SWB 30mm Clip	Ferrari 250 GTO LWB 29mm Clip	Ferrari 308 GTb LWB 28mm Clip	Ferrari 365 GTb Daytona SWB 28mm Clip
			
Ferrari 488 Gte LWB 29mm Clip	Ferrari 512 LM SWB or LWB 29mm Clip	Ferrari 575 GTc LWB 30mm Clip	Ferrari 612 Can-Am SWB 32mm Clip
			
Ferrari F40 SWB 32mm Clip	Ferrari Testarossa SWB 32mm Clip	Ford Capri SWB 30mm Clip	Ford Escort SWB 29mm Clip
			
Ford Custom Van LWB 30mm Clip	Ford Focus RS BTCC LWB 29mm Clip	Ford 2006 GT LWB 29mm Clip	Ford 2016 GT LWB Body Pins Only
			
Ford GT40 SWB 29mm Clip	Ford 2005 Mustang LWB 27mm Clip		

			
Honda Civic BTCC LWB 28mm Clip	Honda Integra LWB 28mm Clip	Honda S2000 SWB 26mm Clip	
			
Jaguar D Type LWB 30mm Clip	Jaguar XJ 220 LWB 32mm Clip	Jaguar XJR 5 (Grp 44) SWB 32mm Clip	Jaguar XJR 9 (Grp C) SWB or LWB 33mm Clip
			
Jaguar XKR GT3 LWB 30mm Clip			Koenigsegg CCX LWB 30mm Clip
			
Lamborghini Contach SWB 29mm Clip	Lamborghini Huracan GT3 LWB 32mm Clip	Lamborghini Miura Concept LWB 30mm Clip	Lamborghini Miura Jota SWB 28mm Clip
			
Lancia LC2 SWB 31mm Clip	Lotus Elise LWB 27mm Clip	Lotus Espirit LWB	Lotus Europa LWB 31mm Clip

			
Matchbox Hi-Tailer LWB 33mm Clip	Mazda 787b (Grp C) LWB 30mm Clip	Mazda RX7 SWB 27mm Clip	McLaren F1 GTr LWB
			
McLaren MP4 12C GT3 LWB 28mm Clip	Mercedes Gullwing 300SL SWB	Mercedes 300SLR LWB	Mercedes CLK GTB LWB 30mm Clip
			
Mercedes DTM Car LWB 30mm Clip	MG 6GT BTCC LWB 28mm Clip	Mini Mini Cooper LWB 27mm Clip	Morris Minor LWB 27mm Clip
			
Mustang 1967 GT 500 SWB 30mm Clip	Mustang Mach 1 SWB 30mm Clip		
			
Nascar SWB 32mm Clip	Nissan 300ZX SWB 31mm Clip	Nissan March 86G Gtp SWB or LWB 30mm Clip	Nissan R390 GT LWB 32mm Clip

			
Nissan 1989 R89C LWB 32mm Clip	Nissan 1977 Skyline GT-R LWB 27mm Clip	Nissan R32 Skyline SWB 30mm Clip	Nissan Grp C SWB 32mm Clip
			
Pagani Huayra LWB 29mm Clip	Pagini Zonda C12 LWB 30mm Clip	Panoz 1999 LMP-1 LWB 32mm Clip	Peugeot 905 Grp C SWB or LWB 31mm Clip
			
Pontiac 1977 Firebird LWB 30mm Clip	Porsche 908 SWB 29mm Clip	Porsche 910 LWB 32mm Clip	Porsche 911 GT3 SWB 27mm Clip
			
Porsche 911 Turbo RSR GT3 LWB 28mm Clip	Porsche 917 SWB or LWB 31mm Clip	Porsche 934 Turbo RSR SWB 26mm Clip	Porsche 935 Turbo SWB 28mm Clip
			
Porsche 956 Grp C SWB 31mm Clip	Porsche 959 SWB 29mm Clip	Porsche 962 Grp C LWB 32mm Clip	

			
Renault Clio Cup Car LWB 30mm Clip	Renault Clio V6 LWB 29mm Clip	Renault Megane Trophy LWB 30mm Clip	Renault RS01 GT LWB 28mm Clip
			
Saleen S7 LWB	Sauber Mercedes C11 Grp C SWB or LWB 32mm Clip	Shadow MK 11a LWB 31mm Clip	Shelby Cobra Daytona Coupe SWB 31mm Clip
			
Subaru Levorg BTCC LWB 28mm Clip			
			
Toyota 88C-V Grp C SWB or LWB 32mm Clip	Toyota GT-One LWB	Triumph TR7 LWB 28mm Clip	TVR Sagaris LWB
			
Wiesmann GT MF5 SWB or LWB			Zakspeed Grp 5 Capri SWB or LWB 30mm Clip

Where is DHORC?

Derby HO Racing Club 

www.dhorc.co.uk

dhorc



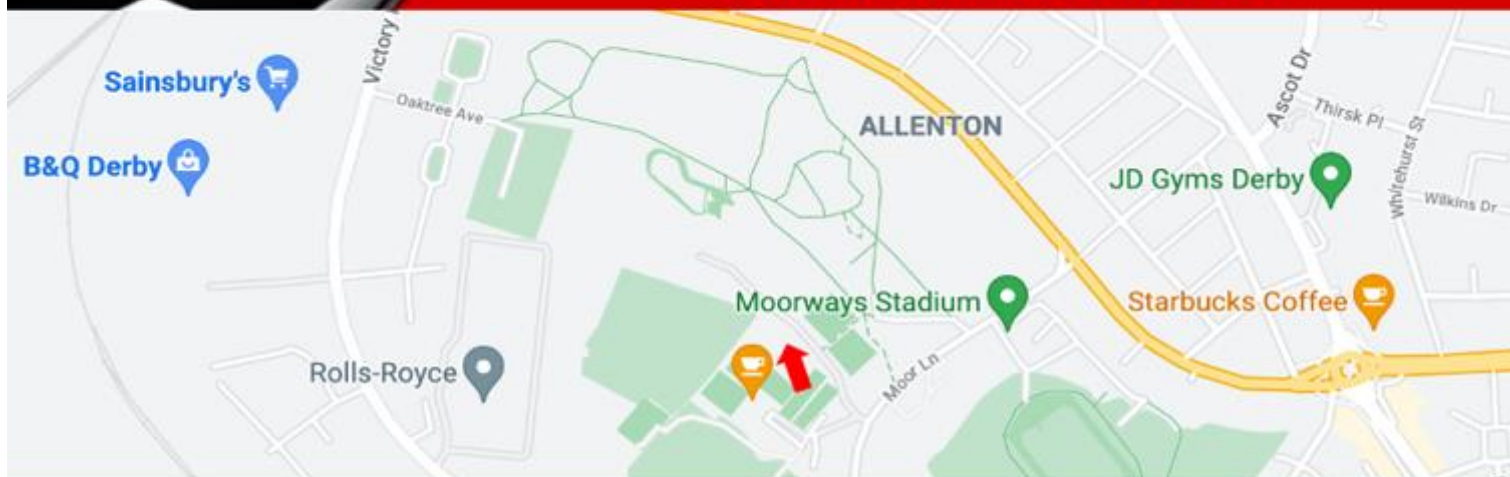
Home of HO Le Mans

TOMY AFX
TYCO

Derby H:O Racing Club
A Record Breaking Club



www.dhorc.co.uk



DHORC's Club Room

DERBY LEISURE
& EVENTS VENUE



Derby Leisure Ltd Table Tennis Room

Derby Leisure Ltd,
Moor Lane, Allenton
Derby, DE24 9HY

Derby HO Racing Club 

www.dhorc.co.uk

dhorc

Home of HO Le Mans

Carrera
DIGITAL

Nick Sismey
sismey80@hotmail.co.uk
07984 339192