

Visit dhorc.co.uk or Find us on **facebook**

Derby HO Racing Club 
www.dhorc.co.uk

dhorc

Home of HO Le Mans

TOMY AFX
TYCO

Club Night

6 6 6

Round 08

Zandvoort – GC

02 May 23



ADULTS

- 01 L PATEMAN
- 02 S GOODLIP
- 03 C BOWLES

JUNIORS

- 01 L BOWLES
- 02 JJ HUGHES-DOWD
- 03 H SMITH

This Week: DHORCingham – Donington Park – Track Prints – ALTEN Corporate

History and Key Facts

HO Club founded on 7 July 1992

- DHORC: Derby HO Racing Club ("HO" Is The Scale = 1/64th)
- Section of Derby Leisure & Events Venue, open to all!
- Home of world famous international Le Mans 24 Hour race.
- Smaller scale version of Scalextric, once set up works all night!
- Four and eight lane circuits
- Computerised timing
- Statistics for every meeting and every member since July 1992
- Over 20 race meetings each year
- 50+ circuit designs, up to 567 feet in length
- Eight-lane routed DHORCingham oval
- Two car categories – Tyco open wheel (F1)
 - Tomy SGP, BSRT, VSR enclosed wheel (GC)



Carrera Digital Club 1st race 18 January 2022

- 1/32nd Carrera Digital DTM & GT Cars
- 12+ Evenings a year, minimum 3x15-minute races per driver per evening.
- 7 circuits, 2 Evenings per circuit
- Full computerised timing and stats through SmartRace App



The Club Nights and Magazine Coverage

HO

- Racing starts between 18:45 and 19:00 hours – Finished by 21:30 hours
- Minimum of four 3-minute qualifying races & one Final (F1 or GC) for each member
- Championship points for all members
- Race report, news, photos and stats included in HO Magazine

Carrera Digital

- Racing starts between 18:00 and 18:15 hours – Finished by 21:30 hours
- Race report, news, photos and stats included in Carrera Magazine
- Championship points for all members

- Rules & regulations booklet covering all the DHORC rules produced each year
- Great family atmosphere, a help-all culture

Membership Fees, Car Costs and Prizes

- Adult £30 and junior (under 16) £15 for HO & Carrera, £40/£20 combined
- Only £50 Total expenditure for two cars HO Cars, £65 for one Carrera car
- All cars and spares can be bought at club
- Adult, Masters (over 56), Junior (16 & under) Championships

Championship Trophies presented at 1st Evening of following year





Editorial 666



A couple of nice little earners! With thanks to the support of so many we added some more moneys to the DHORC coffers over three days last week. The Donington Historic Festival saw 500+ racers on our eight lane Gazebo circuit (Page 15) over the weekend of 29/30Apr23 and then **Dan Turnbull** arranged another ALTEN Corporate evening (Page 21) on 03May23. These help so much with keeping Membership costs down and making sure we have ready available cash for anything we need to keep the club running. Thanks again.

Our next event is the British GTs at Donington Park on Sun 28May23. We will probably only do the Sunday, with set up on the Saturday due to the footfall at that event. If anyone would like to help please let me know.

Congratulations to our winners in the GC Club Night with **Lee Pateman** taking the Adults, **Simon Goodlip** the Masters and **Lewis Bowles** the Juniors.

What an incredibly busy few weeks for HO as you can see from both this magazine and the last magazine's News & Views. Next week we are back to Carrera Digital, which continues to blossom with three new Members taking to our Road Atlanta circuit on Tuesday 09May23. **Nick Sismey**



Front Cover: The Adult 'A' Finalists

Derby HO Racing Club		Committee...2023		Derby HO Racing Club	
Chairman / Treasurer	Nick Sismey	M 07984 339 192	sismey80@hotmail.co.uk		
Vice Chairman	Phil Rees	M 07912 378 652	dhorcman.p.r@ntlworld.com		
Secretary	Laura Edwards	M 07501 217 254	laurabubbles07@hotmail.co.uk		
Spares	Geoff Peach	M 07443 585 902	geoff@geoffpeach.com		
Race Control	Liam Smith	M 07477 698 158	liam-smith-93@hotmail.co.uk		
Race Control	Darryn Mutch	M 07954 741 677	darrynmutch@live.co.uk		
Scrutineer	Dean Garbett	M 07964 854 084	garbettd@sky.com		
Carrera Digital Scrutineer	Angus Smith	M 07591 813 431	angus@angussmith500.plus.com		
Carrera Digital	John Lamb	M 07758 917 497	john.lamb22@ntlworld.com		
Carrera Digital	Steve White	M 07859 999 480	wslotcarsteve@gmail.com		

ROLLS-ROYCE SLOT CAR MAGAZINE IS PUBLISHED AND COPYRIGHT 2023 BY DHORC, AND NO PORTION MAY BE REPRODUCED OR TRANSMITTED WITHOUT WRITTEN PERMISSION, AND MAY CONTAIN ARTICLES AND GRAPHICS REPRINTED WITH THE PERMISSION OF THE ORIGINAL COPYRIGHT HOLDER, WHO RETAINS ALL RIGHTS,

Contents.....666

Page	Details
003	Editorial
004	Contents
005	News & Views Including..... 1. Acknowledgements 2. DHORC Ingham V-Jet & Bulldog cars finished 3. Something missing at the Donington Park BTCC! 4. Charlie's van stocked with equipment for Dono 5. Dan makes the top step of the podium! 6. Le Mans drivers' platform still has its uses! 7. Thanks to the Donington Historic Festival Team 8. DHORC at the Donington Historic Festival 9. A busy Tuesday for John Lamb and Nick Sismey 10. Cheers for the track prints Mark! 11. ALTEN Corporate event - Wednesday 03May23 12. The circuit never built - Tomy's 720' track donation
006	2023 Calendar
008	2023 Winners & Continuous Club Night Attendance Records
010	DHORC Official Clothing
012	Slot Cars & Spares
014	Razorlite Lexans HO
026	Race Report – Zandvoort GC – 2nd May 2023 - Round 08 of 32 Including..... Page 35 - Race Results Page 41 - Best Results Page 49 - Championship Tables
058	Members' Statistics
071	Next Race - Nashville – 23rd May 2023 - Rounds 09 & 10 of 32
075	Razorlite Lexans HO Catalogue



SLOT CARSDIRECT
UK's HO 1/64th Slot Car Specialist
We specialize in Tomy AFX, Viper Scale Racing
and Bulldog Racing Products.

AFX
RACING

Viper Scale Racing

News & Views.....666

1. Acknowledgements for DHORC 666

Phil Rees	Parc Ferme & Everything Else	Adam Turnbull	Marshalling
John Lamb	Setting Up	Dan Hughes-Dowd	Marshalling
Angus Smith	Marshalling	Chris Bowles	Marshalling
Lewis Blacker	Race Control & Marshalling	JJ Hughes-Dowd	Marshalling
Stuart Gray	Marshalling & Packing Away	Steve Smith	Marshalling
Dan Turnbull	Race Control & Packing Away	Harry Smith	Marshalling
Darryn Mutch	RC, Computer & Packing Away	Andrew Thompson	Marshalling
Simon Goodlip	Parc Ferme & Marshalling	Jamie Thompson	Marshalling
Geoff Peach	Car Prep, Spares & Marshalling	Alan Stevenson	Marshalling
Lewis Bowles	Marshalling	Timmy Stevenson	Marshalling
Lee Pateman	Marshalling		

2. DHORCingham V-Jet & Bulldog cars finished.



As covered in the last magazine **Phil Rees** has been busy completing both the Lexan F1s and Porsche 908/3 GC cars for the V-Jet and Bulldog classes for the first DHORCingham evening on 25Jul23.

I am pleased to report they are now finished and look resplendent in their bright colours, ready to take on the daunting eight lane oval.

While all will be able to practice with their own cars for the other two classes, these cars will only take to the track for Qualifying and the Finals. This is bound to shake up the order, especially with Crash & Burn Finals. Thanks Phil



Derby HO Racing Club		Calendar 2023			Derby HO Racing Club	
Day	Date	Location	Round Round	Track		
Tuesday	10-Jan	Table Tennis Room	1 (F1)	Miami (NEW)		
Thu-Sun	12-15-Jan	NEC	Corporate	Autosport International Racing Car Show		
Tuesday	31-Jan	Table Tennis Room	2 (GC)	Interlagos		
Saturday	04-Feb	Lockington Village Hall	Corporate	Charity Event		
Tuesday	21-Feb	Table Tennis Room	3 (F1) 4 (GC)	Cadwell Park		
Tuesday	14-Mar	Table Tennis Room	5 (F1)	Monaco		
Tuesday	04-Apr	Table Tennis Room	6 (GC)	Long Beach		
Sat/Sun	29/30Apr	Donington Park	Corporate	Donington Historic Festival		
Tuesday	02-May	Table Tennis Room	7 (F1) 8 (GC)	Zandvoort		
Wednesday	03-May	Table Tennis Room	Corporate	Alten		
Tuesday	23-May	Table Tennis Room	9 (F1) 10 (GC)	Nashville		
Sat/Sun	27/28May	Donington Park	Corporate	British GT		
Tuesday	06-Jun	Table Tennis Room	11 (F1) 12 (GC)	Donington Park		
Tuesday	27-Jun	Table Tennis Room	13 (F1) 14 (GC)	Miami		
Tuesday	18-Jul	Table Tennis Room	15 (F1) 16 (GC)	Interlagos		
Tuesday	25-Jul	Table Tennis Room	17 (F1) 18 (GC) 19 (F1) 20 (GC)	DHORCingham Oval (NEW)		
Tuesday	08-Aug	Table Tennis Room	21 (F1) 22 (GC)	Cadwell Park		
Sat/Sun	12/13Aug	Donington Park	Corporate	Convoy in the Park		
Sunday	20-Aug	Donington Park	Corporate	Tunerfest		
Sat/Sun	26/27Aug	Donington Park	Corporate	BTCC (Provisional)		
Tuesday	12-Sep	Table Tennis Room	23 (F1) 24 (GC)	Monaco		
Tuesday	03-Oct	Table Tennis Room	25 (F1) 26 (GC)	Long Beach		
Sat/Sun	21/22Oct	Donington Park	Corporate	British GT		
Tuesday	24-Oct	Table Tennis Room	27 (F1) 28 (GC)	Zandvoort		
Tuesday	14-Nov	Table Tennis Room	29 (F1) 30 (GC)	Nashville		
Tuesday	21-Nov	Table Tennis Room		AGM		
Tuesday	28-Nov	Table Tennis Room	31 (F1) 32 (GC)	Donington Park		
Derby HO Racing Club		Carrera DIGITAL		Derby HO Racing Club		
Derby HO Racing Club		Carrera DIGITAL		Derby HO Racing Club		
Day	Date	Location	Rounds*	Track		
Tuesday	03-Jan	Table Tennis Room	Test Night	Imola		
Tuesday	17-Jan	Table Tennis Room	1 2 3	Imola (New)		
Tuesday	07-Feb	Table Tennis Room	4 5 6	Imola		
Tuesday	14-Feb	Table Tennis Room	Test Night	Paul Ricard		
Saturday	18-Feb	Table Tennis Room	DISCA/DHORC	Sebring 3 Hours - Oxigen/Carrera GT4		
Tuesday	07-Mar	Table Tennis Room	7 8 9	Paul Ricard (New)		
Tuesday	28-Mar	Table Tennis Room	10 11 12	Paul Ricard		
Tuesday	18-Apr	Table Tennis Room	Test Night	Road Atlanta		
Tuesday	09-May	Table Tennis Room	13 14 15	Road Atlanta (New)		
Friday	02-Jun	Table Tennis Room	Test Night	Le Mans		
Saturday	03-Jun	Table Tennis Room	16 17 18 19 20 21	Le Mans (New)		
Tuesday	13-Jun	Table Tennis Room	22 23 24	Road Atlanta		
Tuesday	20-Jun	Table Tennis Room	Test Night	Brands Hatch		
Tuesday	04-Jul	Table Tennis Room	25 26 27	Brands Hatch (New)		
Tuesday	01-Aug	Table Tennis Room	28 29 30/31	Brands Hatch		
Tuesday	19-Sep	Table Tennis Room	33 34 35	Sakhir		
Tuesday	10-Oct	Table Tennis Room	35 36 37/38	Sakhir		
Tuesday	31-Oct	Table Tennis Room	Test Night	Monza		
Tuesday	07-Nov	Table Tennis Room	39 40 41	Daytona Sports Car Course		
Saturday	25-Nov	Table Tennis Room	DISCA/DHORC	Fuji 6 Hours - Oxigen/Carrera WEC		
Tuesday	12-Dec	Table Tennis Room	42 43 44	Daytona Sports Car Course		

Key: 20 or less HO racers then double finals, 21 and above then single finals
 * Could be more than three Digital Rounds on a night, depending on attendance.
 Note: 75% of HO Rounds count towards DHORC Championship which equals 24
 Note: 75% of Digital Rounds count towards Carrera Championship which equals 32

3. *Something missing at the Donington Park BTCC!*

We were advised by MSV that we couldn't run our Gazebo track at the BTCC event as all places were taken up. Clearly they weren't. Have spoken to them once but still need to get a definitive answer as to why we couldn't set up in our normal place. Thanks for pics **Lewis Blacker**.



Saturday above and Sunday below.



Winners 2023

F1 Qualifies on Yellow & Red, GC on Green & Blue Lanes up to Round 12

Day	Date	Rnd	Track	Final	Adults	Masters	Juniors	Wooden
Tue	10-Jan	1	Miami	F1	L Pateman	A Smith	L Bowles	A Stevenson
Tue	31-Jan	2	Interlagos	GC	A Smith	A Smith	L Bowles	A Woodhouse
Tue	21-Feb	3	Cadwell Park	F1	A Smith (2)	A Smith (3)	L Bowles	M Dutton
Tue	21-Feb	4	Cadwell Park	GC	S Goodlip	S Goodlip	L Bowles	M Dutton (2)
Tue	14-Mar	5	Monaco	F1	S Goodlip	S Goodlip	JJ Hughes-Dowd	A Stevenson (2)
Tue	04-Apr	6	Long Beach	GC	S Goodlip (3)	S Goodlip	L Bowles	A Thompson
Tue	02-May	7	Zandvoort	F1	P Rees	P Rees	JJ Hughes-Dowd (2)	A Thompson
Tue	02-May	8	Zandvoort	GC	L Pateman (2)	S Goodlip (4)	L Bowles (6)	A Thompson (3)
Tue	25-May	9	Nashville	F1				
Tue	25-May	10	Nashville	GC				
Tue	06-Jun	11	Donington Park	F1				
Tue	06-Jun	12	Donington Park	GC				
Tue	27-Jun	13	Miami	F1				
Tue	27-Jun	14	Miami	GC				
Tue	18-Jul	15	Interlagos	F1				
Tue	18-Jul	16	Interlagos	GC				
Tue	25-Jul	17	DHORCingham	F1				
Tue	25-Jul	18	DHORCingham	GC				
Tue	25-Jul	19	DHORCingham	F1				
Tue	25-Jul	20	DHORCingham	GC				
Tue	08-Aug	21	Cadwell Park	F1				
Tue	08-Aug	22	Cadwell Park	GC				
Tue	12-Sep	23	Monaco	F1				
Tue	12-Sep	24	Monaco	GC				
Tue	03-Oct	25	Long Beach	F1				
Tue	03-Oct	26	Long Beach	GC				
Tue	24-Oct	27	Zandvoort	F1				
Tue	24-Oct	28	Zandvoort	GC				
Tue	14-Nov	29	Nashville	F1				
Tue	14-Nov	30	Nashville	GC				
Tue	28-Nov	31	Donington Park	F1				
Tue	28-Nov	32	Donington Park	GC				

Race Winners

Derby HO Racing Club

www.dhorc.co.uk

Home of HO Le Mans

Adults

Lee Pateman

Adults

Masters

Simon Goodlip

Masters

Juniors

Lewis Bowles

Juniors

Wooden

Andrew Thompson

Wooden

Continuous Club Night Attendance Records

Members below have built up ten or more continuous Club Night attendances, including DHORC 666:-

Nick Sismey	215 Club Nights	Phil Rees	53	Lewis Blacker	38
Angus Smith	33	Dan Turnbull	30	Dan Hughes-Dowd	16
JJ Hughes-Dowd	16	Adam Turnbull	14	Geoff Peach	10

Record Continuous Club Night Attendance Nick Sismey 215

Record Continuous Evening Attendance Nick Sismey 193

Record Continuous Club Night Attendance from 1st Race Martin Allsopp 131

4. Charlie's van stocked with equipment for Dono.

Thanks to Derby Leisure & Events Venue we were able to borrow their Charlie's van to ship all of our equipment for the Donington Historic Festival.



Derby HO Racing Club  www.dhorc.co.uk

dhere

Home of HO Le Mans

TOMY AFX
TYCO

Official Clothing



Please contact Nick Sismey



5. Dan makes the top step of the podium!

Dan Hughes-Dowd made it to the top step of the podium at Donington Park!



6. Le Mans drivers' platform still has its uses!

Having thrown out our Le Mans drivers' platform a couple of months ago, it clearly still has its uses, even if it is only to hang a bucket on!



Slot Cars & Spares



Open Wheel (F1)

Chassis	£10.00
Car (+ £7.5 if Painted)	£15.00
Resin Shell (+ £7.5 if Painted)	£6.00
Pickup Shoes (Pair)	£1.00
Pickup Springs	£0.25
Pinion Gear	£1.00
Front Tyres (Pair)	£1.50
Front Axle	£2.00
Brush Springs (Pair)	£1.00
Brushes (Pair)	£1.00
Motor Magnets (Pair)	£2.45
Bulkhead	£5.00
Armature	£4.00
Crown Gear	£2.00
Rear Tyres (Pair)	£2.00
Rear Axle	£3.00
Guide Pins	£1.00
Traction Magnets (Pair)	£2.00
Brush Tubes (Pair)	£2.00



Enclosed Wheel (GC)

#902 G3 or VSR Chassis	£30.00	(1st one £20)
Wet Weather V-Jet	£31.50	
Painted Lexan Body	£7.50+	
#250B G3 Pickup Shoes (Pair)	£1.00	
Pickup Springs	£0.25	
#417 7T Delrin Pinion Gear	£1.00	
SGP Black Pinion	£0.30	
#950 G3 Front Tyres (Pair)	£1.50	
Front Axle, Wheels and Tyres	£4.00	
Rear Axle and Washer	£5.50	
Rear Double Flanged Hubs (Pair)	£3.50	
#925 G3 Endbell	£6.00	
Armature	£4.00	
24T Delrin Crown Gear	£2.00	
Spacer washer	£0.25	
22T VSR Crown Gear	£2.00	
Rear Tyres (Pair)	£2.00	
#941 Guide Pins	£1.00	
Front Wheels (Pair)	£2.00	
VSR Pro Blank Chassis	£8.50	
Front Axle, Hubs & 'O' Rings	£3.00	



Updated 30Sep18

7. Thanks to the Donington Historic Festival Team

A big thank you to the team organising the Donington Historic Festival for inviting us to run our 8-lane track in our gazebos. They even advertised the event on their Facebook page.



Donington Historic Festival

1h · 🌐

...

Derby HO Racing Club will be running their excellent 8-lane Scalextric track next to the Megastore in the Paddock this weekend. It's just £1 a go and the person who scores the most laps in two minutes will be in with a chance to win family tickets to a future [Donington Park](#) weekend. The Club tots up all highest lap counts across all the events they attend at Donington Park during the year, with the person who's achieved the most laps in two minutes winning that prize. Good luck everyone!

[Derby HO Racing Club](#)

"Scalextric"

2023
DONINGTON HISTORIC FESTIVAL
SAT 29 - SUN 30 APRIL

£1

Win
DoningtonPark
Tickets
For a weekend
of your choice

Most Laps
In 2 Mins

dharc Home of HO Le Mans

dharc Home of HO Le Mans Gorilla DIGITAL



Visit our
Facebook Page
or the back of
this magazine



Clear plastic bodies to suit a variety of HO
chassis. Many not found elsewhere



8. DHORC at the Donington Historic Festival

An even bigger thank you to the DHORC Members who supported the Donington Historic Festival over the weekend of 29/30Apr23. **Phil Rees** and **Dan Hughes-Dowd** did both days while **Lewis Blacker**, **JJ Hughes-Dowd**, **Darryn Mutch**, **Caroline** & **Steve White** supported Saturday, with



JT Hughes-Dowd, Laura & Dave Edwards, John Lamb and Liam Smith supporting Sunday.





With over 500 racers taking to our track over the two days the event was one of our most successful at Donington Park since 2017.





On display at the Donington Historic Festival was a full-sized replica of Ayrton Senna's helmet made of nearly 50,000 Swarovski crystals, to celebrate his famous win at the European Grand Prix at Donington Park 30 years ago.



Over the weekend we had four Adult leaders, recording the most laps in 2-minutes, with **James Bostock** top of the leader board at the end of play on 14.6 laps.

There were two Junior leaders with **Jackson Fry** (not shown) leading the way for the Juniors on 13.8 laps.

A fantastic weekend let's hope we are invited back in 2024.

9. A busy Tuesday for John Lamb and Nick Sismey

Thanks to help from **John** Lamb we picked up all the equipment from Donington Park, used at the Donington Historic Festival, on Tuesday morning. And then once everything was back in the Table Tennis Room we built the Zandvoort track in 90 minutes flat ready for that night's Club Nights.



10. Cheers for the track prints Mark!

As reported in an earlier magazine, our main contact at Canon Printers, originally based at Rolls-Royce Derby, **Mark Stephenson** left in March after 15 years as they are moving to Ansty. Luckily he walked straight into a new job and even luckier for us he now has an A3 printer at home! I therefore picked up our latest track prints from him on Wednesday.



11. ALTEN Corporate event – Wednesday 03May23

With thanks to **Dan Turnbull** for arranging and managing the evening and **Stuart Gray, Darryn Mutch** and **Nick Sismey**, helping with marshalling, Race Control and the computer, we held a successful Corporate event for ALTEN the evening after our Zandvoort Club Nights.

Having left the track up from the previous night we ran Tomy Turbo saloons for the event with everyone running four 3-minute races in Qualifying before the 3-minute Finals.




QUALIFYING		FINAL POSITIONS		FASTEST LAPS			BEST RACE LAPS (3 MINS)				
POS	ADULT	LAPS	POS	ADULT	POS	ADULT	TIME	MPH	POS	ADULT	LAPS
1	Luke O'Neill	57.0	1	Mohammed Basheer	1	Mohammed Basheer	9.31	7.214	1	Luke O'Neill	16.4
2	Mohammed Basheer	55.7	2	Luke O'Neill	2	Luke O'Neill	9.43	7.122	2	Mohammed Basheer	16.2
3	Antoine Pasquier	55.5	3	Joe Downing	3	Paul Stow	9.53	7.047	3	Joe Downing	14.9
4	Bill Morris	54.5	4	Bill Morris	4	Vishal Pankhania	9.98	6.729	4	Antoine Pasquier	14.6
5	Joe Downing	53.3	5	Paul Stow	5	Jubayed Miah	10.00	6.716	5	Bill Morris	14.1
6	Paul Stow	50.6	6	Aakarsh Modi	6	Joe Downing	10.10	6.649	5	Jubayed Miah	14.1
7	Vishal Pankhania	50.5	7	Varun Rao	7	Bill Morris	10.13	6.630	7	Aakarsh Modi	13.8
8	Jubayed Miah	50.2	8	Cynthia Okoro	8	Cynthia Okoro	10.18	6.597	8	Paul Stow	13.5
9	Varun Rao	49.4	9	Ian Merryfield	9	Antoine Pasquier	10.21	6.578	8	Vineet Pradhan	13.5
10	Ian Merryfield	49.1	10	Ravi Manoharan	10	Abhishek Ramachandran	10.26	6.546	10	Cynthia Okoro	13.4
11	Aakarsh Modi	47.5	11	Alan Lai	11	Dinesh Raj	10.45	6.427	10	Abhishek Ramachandran	13.4
12	Ravi Manoharan	45.2	12	Abhishek Ramachandran	12	Marie Nji	10.67	6.294	12	Ian Merryfield	13.3
13	Cynthia Okoro	44.8	13	Marie Nji	13	Aakarsh Modi	10.68	6.288	13	Marie Nji	13.2
14	Abhishek Ramachandran	44.6	14	Vineet Pradhan	14	Vineet Pradhan	10.70	6.277	14	Varun Rao	13.0
15	Alan Lai	44.5	15	Dinesh Raj	15	Varun Rao	10.75	6.247	15	Vishal Pankhania	12.8
16	Vineet Pradhan	43.1	16	Manasa Prabhu	16	Alan Lai	10.97	6.122	16	Dinesh Raj	12.7
17	Marie Nji	42.3	17	Durga Chillapalli	17	Manasa Prabhu	10.99	6.111	17	Ravi Manoharan	12.3
18	Dinesh Raj	40.8	18	Antoine Pasquier	18	Ian Merryfield	11.01	6.100	18	Alan Lai	12.1
19	Durga Chillapalli	40.1	19	Vishal Pankhania	19	Ravi Manoharan	11.25	5.970	19	Manasa Prabhu	11.6
20	Manasa Prabhu	39.8	20	Jubayed Miah	20	Durga Chillapalli	12.03	5.583	20	Durga Chillapalli	11.4



The evening was targeted to begin at 17:00 hours however due to traffic and work the first 16 racers weren't assembled until around 17:30 hours. During Qualifying the four remaining racers arrived so we were able to run our largest event for ALTEN to date with 20 on the grid.

Before Qualifying was completed **Nikki Turnbull** arrived with chips and drinks so all were able to refuel. Once replenished the racing continued through to 20:15 hours when the winners ceremony closed proceedings. Everything was then put away and by 20:45 hours the lights went out on another successful Corporate DHORC event. Thanks all for your support.

DERBY HO RACING CLUB		Zandvoort - 03 May 2023 - ALTEN										ALTEN		DHORC				
		QUALIFYING AND FINAL RACE RESULTS																
CL	NAME	ROUND 1 YELLOW		ROUND 2 GREEN		ROUND 3 RED		ROUND 4 BLUE		QUAL	FIN	FINAL 1		FINAL 2		BEST	TOTAL	
		LAPS	TIME	LAPS	TIME	LAPS	TIME	LAPS	TIME			LAPS	TIME	LAPS	TIME			LAP
A	Luke O'Neill	14.8	9.43	14.6	9.46	11.2	9.57	16.4	9.56	57.0	A2	14.5	9.58			16.4	9.43	71.5
A	Mohammed Basheer	15.1	10.00	11.6	11.46	15.8	9.86	13.2	11.76	55.7	A1	16.2	9.31			16.2	9.31	71.9
A	Antoine Pasquier	12.5	12.14	14.1	10.21	14.3	10.60	14.6	10.37	55.5	G1					14.6	10.21	55.5
A	Bill Morris	12.5	11.68	14.0	10.70	14.1	10.86	13.9	10.13	54.5	A4	12.1	10.15			14.1	10.13	66.6
A	Joe Downing	12.6	10.10	14.3	10.15	12.0	10.18	14.4	10.46	53.3	A3	14.9	10.39	13.2	10.23	14.9	10.10	81.4
A	Paul Stow	12.4	11.89	11.7	11.56	13.0	10.84	13.5	9.53	50.6	B2	13.1	10.66			13.5	9.53	63.7
A	Vishal Pankhania	12.6	11.58	12.6	11.74	12.8	9.98	12.5	10.87	50.5	G2					12.8	9.98	50.5
A	Jubayed Miah	14.1	10.87	13.7	10.00	11.2	10.84	11.2	11.60	50.2	G3					14.1	10.00	50.2
A	Varun Rao	12.0	12.68	13.0	11.68	12.4	11.60	12.0	16.48	49.4	B4	11.5	10.75			13.0	10.75	60.9
A	Ian Merryfield	11.3	12.02	13.3	11.19	11.4	11.01	13.1	11.56	49.1	C3	12.5	11.24			13.3	11.01	61.6
A	Aakarsh Modi	11.4	11.89	12.6	10.72	13.7	10.71	9.8	12.71	47.5	B3	13.8	11.32	13.0	10.68	13.8	10.68	74.3
A	Ravi Manoharan	12.0	11.78	12.2	11.72	10.5	13.92	10.5	13.19	45.2	C4	12.3	11.25			12.3	11.25	57.5
A	Cynthia Okoro	11.4	11.74	11.5	10.85	11.9	10.78	10.0	10.81	44.8	C2	13.4	10.18	13.1	10.71	13.4	10.18	71.3
A	Abhishek Ramachandrai	10.6	12.62	10.2	10.88	10.4	10.36	13.4	10.26	44.6	D3	11.7	12.03			13.4	10.26	56.3
A	Alan Lai	11.6	12.23	11.5	13.19	10.8	13.84	10.6	12.38	44.5	D2	12.1	10.97			12.1	10.97	56.6
A	Vineet Pradhan	12.2	11.88	13.5	10.70	8.1	11.80	9.3	13.89	43.1	E2	12.8	10.93			13.5	10.70	55.9
A	Marie Nji	10.5	14.49	12.5	10.67	9.8	13.70	9.5	13.45	42.3	D4	13.2	11.09	11.1	11.82	13.2	10.67	66.6
A	Dinesh Raj	9.7	13.30	7.3	16.57	11.1	12.95	12.7	10.45	40.8	E3	9.8	11.47			12.7	10.45	50.6
A	Durga Chillapalli	10.1	13.66	9.2	13.88	11.4	13.63	9.4	12.03	40.1	F2	10.8	12.94			11.4	12.03	50.9
A	Manasa Prabhu	11.5	12.79	9.2	14.20	9.6	13.68	9.5	10.99	39.8	E4	11.6	11.68	8.4	12.78	11.6	10.99	59.8
TOTAL LAPS 1,233.6																		



Last year, Luke won, and Mohammed was second. That was reversed this year!



Dan Turnbull presented Cynthia Okoro with the most improved position in the Finals award.



ALLEN FINALS



Adult	Pos	Qualifying		Laps	Fastest Lap
A	1	Mohammed Basheer	1	16.2	9.31
	2	Bill Morris	4	12.1	10.15
	3	Joe Downing	3	13.2	10.23
		Luke O'Neill	2	14.5	9.58

Adult	Pos	Qualifying		Laps	Fastest Lap
B	4	Varun Rao	7	11.5	10.75
	5	Aakarsh Modi	6	13	10.68
	6	Paul Stow	5	13.1	10.66
		Joe Downing	-	14.9	10.39

Adult	Pos	Qualifying		Laps	Fastest Lap
C	7	Cynthia Okoro	8	13.1	10.71
	8	Aakarsh Modi	-	13.8	11.32
	9	Ian Merryfield	9	12.5	11.24
		Ravi Manoharan	10	12.3	11.25

Adult	Pos	Qualifying		Laps	Fastest Lap
D	10	Marie Nji	13	11.1	11.82
	11	Alan Lai	11	12.1	10.97
	12	Abhishek Ramachandran	12	11.7	12.03
		Cynthia Okoro	-	13.4	10.18

Adult	Pos	Qualifying		Laps	Fastest Lap
E	13	Marie Nji	-	13.2	11.09
	14	Dinesh Raj	15	9.8	11.47
	15	Vineet Pradhan	14	12.8	10.93
		Manasa Prabhu	16	8.4	12.78

Adult	Pos	Qualifying		Laps	Fastest Lap
F	16				
	17	Manasa Prabhu		11.6	11.68
	18	Durga Chillapalli	17	10.8	12.94

12. The circuit never built – Tomy's 720' track donation.

As a follow on from my first visit to the Tomy Careline in 1997 where they supplied us with an incredible number of free chassis and cars, as covered in the last magazine, in 1998 they helped us out again. The following is from the News & Views from Magazine Issue 101 from 27May98.



MORE TRACK BUT NOT ENOUGH

Phil Rees and yours truly spent a pleasant day in the South of England the other week, when we went to pick up some more track, kindly donated by Tomy, towards a 2,000 foot track we were going to build at Le Mans'98.

The purpose of building such a track was to break the world's longest track record currently held by Scalextric. However a conversation I had with Doug Passell the other evening revealed that someone in Denmark or Finland had built a track over 1 kilometre in length. This has got to be verified however as they will have had to complete a least one lap with a car to make the record stick.

Even if it is not the case there is nothing stopping them building the track up again and completing that all-important lap. With this in mind we are aborting our 2,000-foot attempt but looking to possibly build the first one-mile track in the year 2000. This would have to be separate to the Le Mans'00 event because of the time it would take to build the track.

*With the help of Tomy (I can already hear **Caroline Gradidge** screaming) and the fact that several of the club members are on the Internet, I am sure we can let enough people know about the event and get enough track from would be sponsors.*

*Back at Tomy, it was great to meet Caroline again as she has helped so many HO clubs in the country get off the ground. She furnished us with no less than 720 feet of track. The only sad piece of news was that the club's other friend [at Tomy] **Caroline Thompson** told us that she was leaving. I must therefore say how much DHORC has benefited from her generosity over the years and that she will be sorely missed on the HO scene. Thanks for everything Caroline.*

As it was a glorious day Phil and I decided we would make a slight (slight?) detour on the way back. We called in at Thruxton [racing circuit] where they were making an advert for Sky Sports with the cars driving the wrong way around the circuit (why do they always do that in adverts?) and Castle Combe [racing circuit] via Stonehenge. At Castle Combe there were a couple of bikes testing otherwise we had the place to ourselves. Although I had raced there on numerous occasions I had never been all round the circuit as a spectator. It amazed me just how tight some of the corners were.

Another slight detour (or was it a map reading/sign reading error) around the Bristol area saw us visiting the two Severn bridges. Then it was straight up the Motorways and home.

The final episode was the break open all the track packs and store the track in my loft straight away before I got in trouble. I knew if we didn't do it there and then, we would never do it.

Nick Sismey

Race Report



Round 08

Zandvoort – GC Finals

2nd May 2023

Rounds 7&8

Zandvoort (Netherlands)

Rounds 27&28

Previous Results

	Adults			1st	2nd	3rd
DHRC 172	16-Oct	2001	127' 7"	M Chadwick	S Goodlip	J Tague
DHRC 195	29-Oct	2002	127' 7"	S Goodlip	L Pateman	N Sismey
DHRC 217	28-Oct	2003	127' 7"	M Chadwick	S Goodlip	L Pateman
DHRC 239	26-Oct	2004	127' 7"	L Pateman	M Chadwick	N Sismey
DHRC 302	25-Sep	2007	127' 7"	W Lander	P Rees	N Sismey
DHRC 341	14-Jul	2009	127' 7"	J Sismey	L Pateman	T Chadwick
DHRC 392	12-Jul	2011	127' 7"	L Pateman	J Sismey	P Rees
DHRC 518	19-Apr	2016	130' 2"	S Goodlip	J Sismey	L Pateman
DHRC 568	27-Mar	2018	130' 2"	J Lymer	N Sismey	S Goodlip
DHRC 637 F1	15-Mar	2022	98' 6"	S Goodlip	P Rees	C Bowles
DHRC 638 GC	15-Mar	2022	98' 6"	A Smith	L Pateman	A Turnbull
DHRC 649 F1	27-Sep	2022	98' 6"	A Turnbull	A Smith	P Rees
DHRC 650 GC	27-Sep	2022	98' 6"	A Smith	N Sismey	P Rees
DHRC 665 F1	02-May	2023	98' 6"	P Rees	L Pateman	S Goodlip
DHRC 666 GC	02-May	2023	98' 6"	L Pateman	S Goodlip	C Bowles
	Juniors			1st	2nd	3rd
DHRC 172	16-Oct	2001	127' 7"	J Henry	J Sismey	T Chadwick
DHRC 195	29-Oct	2002	127' 7"	J Sismey	T Chadwick	T Green
DHRC 217	28-Oct	2003	127' 7"	J Sismey	T Chadwick	T Measham
DHRC 239	26-Oct	2004	127' 7"	T Chadwick	J Sismey	T Measham
DHRC 302	25-Sep	2007	127' 7"	A Hughes	R Hughes	C Bullock
DHRC 341	14-Jul	2009	127' 7"	L Smith	A Oxspring	L Capewell
DHRC 392	12-Jul	2011	127' 7"	J Mellor	J Pateman	K Levers
DHRC 518	19-Apr	2016	130' 2"	F Holmes	A Turnbull	D Jackson
DHRC 568	27-Mar	2018	130' 2"	F Holmes	A Turnbull	Z Roythorne
DHRC 637 F1	15-Mar	2022	98' 6"	L Bowles	J Thompson	J Lawson
DHRC 638 GC	15-Mar	2022	98' 6"	L Bowles	J Lawson	J Thompson
DHRC 649 F1	27-Sep	2022	98' 6"	E Doyle	H Smith	L Bowles
DHRC 650 GC	27-Sep	2022	98' 6"	J Lawson	L Bowles	H Smith
DHRC 665 F1	02-May	2023	98' 6"	JJ Hughes-Dowd	H Smith	J Thompson
DHRC 666 GC	02-May	2023	98' 6"	L Bowles	JJ Hughes-Dowd	H Smith

Circuit Records

Lap Length 98' 6"

Qualifying

F1	A Smith	27Sep22
	51.3 Laps	
GC	L Pateman	02May23
	66.8 Laps	

Fastest Laps

F1	L Pateman	02May23
	5.96 secs (11.268 mph)	
GC	A Smith	15Mar22
	4.60 secs (14.600 mph)	

Race Laps

F1	P Rees	27Sep22
	A Smith	27Sep22
	26.7 Laps	
GC	L Pateman	02May23
	35.3 Laps	

Final Points

7.0 Points	J Lamb	15Mar22
------------	--------	---------



DHRC 665 & 666



Lee Pateman took back to back Poles (his record 126th) breaking the Qualifying record. His second win of the year was also a record 118th as was his 185th Race Laps with a new track record

GC Finals ADULT REPORT GC Finals

Lee takes record win 118 118

'A' Final – Lee Pateman was certainly on form at Zandvoort taking Pole position in both Club Nights. In GC he converted his record 126th top Qualifying position into his 118th win, 32 ahead of nearest rival, **Simon Goodlip**, who chased him all the way home, lapping just a tenth slower and dropping 1.9 laps at the flag. While Simon maintains the lead in the Championship, Lee moves into second place just four points back. Simon also continues to lead the DHORC Challenge, but that lead is also reduced to 0.5 points as covered below.

Lee's Pole saw him break **Angus Smith's** 15Mar22 record by one lap, leaving it at 66.8 laps. He also added 0.1 laps to Angus' 27Sep22 race lap record, now at 35.3 laps. This was Lee's record 185th race laps win.

While this was Lee's second win of the year it was **Chris Bowles** first podium of the year as he took third 4.5 laps behind Simon, one off his best ever finish of second, first recorded at DHORC 600 in 2019. **Nick Sismey** was ecstatic to make it into the 'A' after a hard fought 'B' Final as he fell short of Chris by 1.4 laps.

Round 08 - ADULTS
Zandvoort GC - Netherlands
 2nd May 2023

3rd	1st	2nd
Simon Goodlip	Lee Pateman	Chris Bowles



Chris & Lewis Bowles took their best results of the evening in GC with Chris taking 3rd place in the Adults and Lewis his 6th Junior win of the year.



'B' Final – **Phil Rees**, fresh from his first win in 16 months in the F1 race, was in no mood to give Nick an easy run in the 'B'. Their cars were so closely matched, Phil's car a little quicker on the straights, Nick's hauling him back in the corners. They also had to keep looking over their shoulders at 'C' Final winner Angus who was out of position, following a crown wheel failure in Qualifying, seeing him uncharacteristically in 7th on the grid.

Nick was very pleased to see the flag when he had eked out a 0.5 lap lead following a couple of offs by Phil. He in turn felt the same as Angus was within 0.3 laps of him and lapping much, much quicker until the power was no more! Just before his car failed on Red Lane in Qualifying Angus had got to within 0.01 seconds of his Zandvoort track record. His 56th fastest lap. **Geoff Peach** was 0.01 seconds slower than Phil here but unusually couldn't get it together for once, dropping from 6th on the grid to 7th at the flag, 6.3 laps behind Angus.

'C' Final – **Adam Turnbull** recorded the most Final Points (3.5) of the Club Night, having won through from the 'D' and was then the best of the rest behind Angus. Saying that **Lewis Blacker** very nearly overturned this as he recorded exactly the same laps and tenths but was a car's length behind Adam. His 1.0 point here together with his 3.5 Final points in the early F1 Club Night puts him within 0.5 points of Simon in the DHORC Challenge with Phil another 0.5 points in arrears.

Dan Turnbull kept a watching brief on how his son was doing and was naturally pleased he had moved up from 11th on the grid to 8th overall. Dan unfortunately dropped two places however as he fell 4.1 laps back from Lewis.

'D' Final – **JJ Hughes-Dowd** shared 11th on the grid with Adam, the latter only getting first lane choice thanks to the better individual race laps on Yellow Lane. Adam's better lane gave him a 4.1 laps advantage, catapulting him into the 'C'. **Harry Smith**, running in his fourth Club Night of the evening along with JJ, won through to the 'D' from the 'E' but couldn't match JJ's 26.7 laps as he took 12th overall.

Stuart Gray was only 0.02 seconds slower than Harry in lap times, and that showed as they matched each other for much of the race. Harry added just 0.4 laps to Stuarts score.

'E' Final – **Steve Smith** similarly almost matched Harry's lap times in the 'E', again being within 0.02 seconds of him. However this time Harry was able to add more laps to his dad's score than he would later to Stuarts, 2.2 laps the difference in the end.

After a record breaking run in F1 **Dan Hughes-Dowd** struggled in GC taking 17th in Qualifying, moving up to 15th after the Finals, three laps behind Steve. New cars please sir!

'Early F' Final – **Alan Stevenson** drove Timmy's tiger coloured GC car into a PB 10th (previous best 11th – 13Dec22) in Qualifying. Despite lapping quicker, from 13th on the grid, **Andrew Thompson** was unable to stay with Alan, taking his third Wooden Spoon of the year.

MASTERS REPORT

Simon takes Masters' Champ lead.

Simon took the lead in the Masters with his fourth win of the year from Nick, Phil, Angus, Geoff and Stuart.



JJ Hughes-Dowd, Lewis, Timmy Stevenson and Jamie Thompson kicked off the evening followed by Alan Stevenson, Andrew Thompson, Steve & Harry Smith.



JUNIOR REPORT

Lewis retakes his crown

'A' Final – **Lewis Bowles** was back at the top of the pile, winning his sixth race of the year in style in GC. His 50.8 laps in Qualifying smashed his own track record of 45.9 laps set on 27Sep22 and his 27.0 laps in the 'A' Final broke the absent Jacob Lawson's 26.2 laps record, set at the same DHORC 650 Club Night. Lewis had outqualified **JJ Hughes-Dowd** (who also broke Lewis' old record) by 2.5 laps in six minutes of racing then beat JJ by 2.5 laps in the three minute 'A' Final. JJ however took three points out of Lewis' 45 point Championship lead over the two Club Nights at Zandvoort. He also retook the lead in the DHORC Challenge by 0.5 points.

In his 101st Club Night, which saw him rounding out the top ten in all time Junior Club Night starts, **Harry Smith** was again on the podium in third, 1.4 laps behind JJ. **Jamie Thompson** took his third 'B' Final win in four starts to take fourth as he starts to knock on the door of the leaders in the DHORC Challenge.



'B' Final – **Timmy Stevenson** wasn't able to get quite so close to Jamie in the GC 'B' Final after his fantastic effort in the F1 'B' Final, taking back to back fifth place finishes.



Junior 'B' Final with Timmy in 5th and winner Jamie. Adam Turnbull in marshalling mode.

Race Results



Who Came Where?

Who Scored What?



Junior 'A' Final with Jamie (3rd), Harry (2nd), Lewis (4th) and winner JJ.



DERBY H:O RACING CLUB CHAMPIONSHIP RACE 666															
Zandvoort GC - 02 May 2023 - Round 08															
MASTER STATE TABLE (NM = NON MEMBER)															
QUALIFYING			FINAL POSITIONS			FASTEST LAPS			BEST RACE LAPS (3 MINS)			POINTS TOTAL			
POS	ADULT	LAPS	POS	ADULT	PTS	POS	ADULT	TIME	MPH	POS	ADULT	LAPS	POS	ADULT	PTS
1	L Pateman	66.8	1	L Pateman	45	1	A Smith (M)	4.61	14.568	1	L Pateman	35.3	1	L Pateman	48
2	S Goodlip (M)	62.0	2	S Goodlip (M)	38	2	L Pateman	4.80	13.991	2	A Smith (M)	34.5	2	S Goodlip (M)	38
3	C Bowles	60.6	3	C Bowles	34	3	S Goodlip (M)	4.90	13.706	3	S Goodlip (M)	33.4	3	C Bowles	34
4	N Sismey (M)	56.5	4	N Sismey (M)	31	4	C Bowles	5.14	13.066	4	C Bowles	31.1	4	N Sismey (M)	31
5	P Rees (M)	55.5	5	P Rees (M)	29	5	A Turnbull	5.29	12.695	5	A Turnbull	30.8	5	A Smith (M)	30
6	G Peach (M)	53.8	6	A Smith (M)	28	6	L Blacker	5.36	12.530	6	N Sismey (M)	30.0	6	P Rees (M)	29
7	A Smith (M)	53.4	7	G Peach (M)	27	7	N Sismey (M)	5.39	12.460	7	P Rees (M)	29.5	7	G Peach (M)	27
8	L Blacker	52.1	8	A Turnbull	26	8	G Peach (M)	5.47	12.278	8	G Peach (M)	28.4	8	A Turnbull	26
9	D Turnbull	51.8	9	L Blacker	25	9	P Rees (M)	5.48	12.255	9	L Blacker	28.2	9	L Blacker	25
10	A Stevenson	48.4	10	D Turnbull	24	10	JJ Hughes-Dowd	5.59	12.014	10	D Turnbull	27.1	10	D Turnbull	24
11	JJ Hughes-Dowd	48.3	11	JJ Hughes-Dowd	23	11	D Turnbull	5.73	11.721	11	JJ Hughes-Dowd	26.7	11	JJ Hughes-Dowd	23
11	A Turnbull	48.3	12	H Smith	22	12	A Thompson	5.97	11.249	12	A Stevenson	25.7	12	H Smith	22
13	A Thompson	45.6	13	S Gray (M)	21	13	H Smith	6.32	10.626	12	H Smith	25.7	13	S Gray (M)	21
14	S Gray (M)	44.9	14	S Smith	20	14	A Stevenson	6.33	10.610	14	A Thompson	23.5	14	S Smith	20
15	H Smith	44.5	15	D Hughes-Dowd	19	15	S Smith	6.34	10.593	14	S Smith	23.5	15	D Hughes-Dowd	19
16	S Smith	43.4	16	A Stevenson	18	16	S Gray (M)	6.38	10.527	16	S Gray (M)	23.4	16	A Stevenson	18
17	D Hughes-Dowd	39.5	17	A Thompson	17	17	D Hughes-Dowd	6.80	9.876	17	D Hughes-Dowd	22.0	17	A Thompson	17
QUALIFYING			FINAL POSITIONS			FASTEST LAPS			BEST RACE LAPS (3 MINS)			POINTS TOTAL			
POS	JUNIOR	LAPS	POS	JUNIOR	PTS	POS	JUNIOR	TIME	MPH	POS	JUNIOR	LAPS	POS	JUNIOR	PTS
1	L Bowles	50.8	1	L Bowles	45	1	L Bowles	5.93	11.325	1	L Bowles	27.0	1	L Bowles	48
2	JJ Hughes-Dowd	48.3	2	JJ Hughes-Dowd	38	2	JJ Hughes-Dowd	5.95	11.231	2	JJ Hughes-Dowd	24.5	2	JJ Hughes-Dowd	40
3	H Smith	44.5	3	H Smith	34	3	J Thompson	6.33	10.610	3	J Thompson	24.1	3	H Smith	34
4	J Thompson	41.0	4	J Thompson	31	4	H Smith	6.61	10.160	4	H Smith	23.1	4	J Thompson	31
5	T Stevenson	31.7	5	T Stevenson	29	5	T Stevenson	8.76	7.667	5	T Stevenson	17.5	5	T Stevenson	29
QUALIFYING			FINAL POSITIONS			FASTEST LAPS			BEST RACE LAPS (3 MINS)			POINTS TOTAL			
POS	ADULT	LAPS	POS	ADULT	PTS	POS	ADULT	TIME	MPH	POS	ADULT	LAPS	POS	ADULT	PTS
1	A Turnbull	3.5	1	A Turnbull	3.5	1	A Turnbull	3.5	3.5	1	A Turnbull	3.5	1	A Turnbull	3.5
2	A Smith (M)	3.0	2	A Smith (M)	3.0	2	A Smith (M)	3.0	3.0	2	A Smith (M)	3.0	2	A Smith (M)	3.0
2	H Smith	3.0	2	H Smith	3.0	2	H Smith	3.0	3.0	2	H Smith	3.0	2	H Smith	3.0
4	N Sismey (M)	2.5	4	N Sismey (M)	2.5	4	N Sismey (M)	2.5	2.5	4	N Sismey (M)	2.5	4	N Sismey (M)	2.5
5	L Pateman	2.0	5	L Pateman	2.0	5	L Pateman	2.0	2.0	5	L Pateman	2.0	5	L Pateman	2.0
6	S Goodlip (M)	1.5	6	S Goodlip (M)	1.5	6	S Goodlip (M)	1.5	1.5	6	S Goodlip (M)	1.5	6	S Goodlip (M)	1.5
6	P Rees (M)	1.5	6	P Rees (M)	1.5	6	P Rees (M)	1.5	1.5	6	P Rees (M)	1.5	6	P Rees (M)	1.5
6	JJ Hughes-Dowd	1.5	6	JJ Hughes-Dowd	1.5	6	JJ Hughes-Dowd	1.5	1.5	6	JJ Hughes-Dowd	1.5	6	JJ Hughes-Dowd	1.5
6	S Smith	1.5	6	S Smith	1.5	6	S Smith	1.5	1.5	6	S Smith	1.5	6	S Smith	1.5
10	C Bowles	1.0	10	C Bowles	1.0	10	C Bowles	1.0	1.0	10	C Bowles	1.0	10	C Bowles	1.0
10	L Blacker	1.0	10	L Blacker	1.0	10	L Blacker	1.0	1.0	10	L Blacker	1.0	10	L Blacker	1.0
10	D Hughes-Dowd	1.0	10	D Hughes-Dowd	1.0	10	D Hughes-Dowd	1.0	1.0	10	D Hughes-Dowd	1.0	10	D Hughes-Dowd	1.0
13	G Peach (M)	0.5	13	G Peach (M)	0.5	13	G Peach (M)	0.5	0.5	13	G Peach (M)	0.5	13	G Peach (M)	0.5
13	D Turnbull	0.5	13	D Turnbull	0.5	13	D Turnbull	0.5	0.5	13	D Turnbull	0.5	13	D Turnbull	0.5
13	S Gray (M)	0.5	13	S Gray (M)	0.5	13	S Gray (M)	0.5	0.5	13	S Gray (M)	0.5	13	S Gray (M)	0.5
16	A Stevenson	0.0	16	A Stevenson	0.0	16	A Stevenson	0.0	0.0	16	A Stevenson	0.0	16	A Stevenson	0.0
16	A Thompson	0.0	16	A Thompson	0.0	16	A Thompson	0.0	0.0	16	A Thompson	0.0	16	A Thompson	0.0
QUALIFYING			FINAL POSITIONS			FASTEST LAPS			BEST RACE LAPS (3 MINS)			POINTS TOTAL			
POS	JUNIOR	LAPS	POS	JUNIOR	PTS	POS	JUNIOR	TIME	MPH	POS	JUNIOR	LAPS	POS	JUNIOR	PTS
1	J Thompson	2.5	1	J Thompson	2.5	1	J Thompson	2.5	2.5	1	J Thompson	2.5	1	J Thompson	2.5
2	L Bowles	2.0	2	L Bowles	2.0	2	L Bowles	2.0	2.0	2	L Bowles	2.0	2	L Bowles	2.0
3	JJ Hughes-Dowd	1.5	3	JJ Hughes-Dowd	1.5	3	JJ Hughes-Dowd	1.5	1.5	3	JJ Hughes-Dowd	1.5	3	JJ Hughes-Dowd	1.5
3	T Stevenson	1.5	3	T Stevenson	1.5	3	T Stevenson	1.5	1.5	3	T Stevenson	1.5	3	T Stevenson	1.5
5	H Smith	1.0	5	H Smith	1.0	5	H Smith	1.0	1.0	5	H Smith	1.0	5	H Smith	1.0




Angus Smith's pits



Early 'F' Final, with Andrew in 17th and winner Alan in 16th

DERBY H:O RACING CLUB CHAMPIONSHIP RACE 666		Zandvoort GC - 02 May 2023 - Round 08										QUALIFYING AND FINAL RACE RESULTS				
CL	NAME	GREEN		BLUE		QUAL	FIN	FIN	FINAL 1		FINAL 2		BEST		TOTAL	
		LAPS	TIME	LAPS	TIME	LAPS	POS	PTS	LAPS	TIME	LAPS	TIME	LAPS	TIME	LAPS	
A	L Pateman	32.5	4.93	34.3	4.93	66.8	A1	2.0	35.3	4.80			35.3	4.80	102.1	
A	S Goodlip (M)	30.7	5.29	31.3	5.15	62.0	A2	1.5	33.4	4.90			33.4	4.90	95.4	
A	C Bowles	29.5	5.42	31.1	5.14	60.6	A3	1.0	28.9	5.38			31.1	5.14	89.5	
A	N Sismey (M)	27.0	5.81	29.5	5.62	56.5	A4	2.5	30.0	5.39	27.5	5.75	30.0	5.39	114.0	
A	P Rees (M)	27.5	5.89	28.0	5.91	55.5	B2	1.5	29.5	5.48			29.5	5.48	85.0	
A	G Peach (M)	25.4	5.98	28.4	5.73	53.8	B4	0.5	22.9	5.47			28.4	5.47	76.7	
A	A Smith (M)	32.3	4.68	21.1	4.61	53.4	B3	3.0	34.5	4.72	29.2	4.84	34.5	4.61	117.1	
A	L Blacker	25.1	6.04	27.0	5.81	52.1	C3	1.0	28.2	5.36			28.2	5.36	80.3	
A	D Turnbull	24.7	6.18	27.1	5.76	51.8	C4	0.5	24.1	5.73			27.1	5.73	75.9	
A	A Stevenson	23.7	6.65	24.7	6.55	48.4	F1		25.7	6.33			25.7	6.33	74.1	
A	JJ Hughes-Dowd	24.1	5.98	24.2	6.12	48.3	D2	1.5	26.7	5.59			26.7	5.59	26.7	
A	A Turnbull	27.7	5.86	20.6	6.38	48.3	C2	3.5	30.8	5.29	28.2	5.39	30.8	5.29	107.3	
A	A Thompson	22.1	6.64	23.5	6.42	45.6	F2		23.5	5.97			23.5	5.97	69.1	
A	S Gray (M)	21.5	7.07	23.4	6.77	44.9	D4	0.5	23.0	6.38			23.4	6.38	67.9	
A	H Smith	21.7	6.77	22.8	6.73	44.5	D3	3.0	25.7	6.32	23.4	6.36	25.7	6.32	49.1	
A	S Smith	21.1	7.16	22.3	6.77	43.4	E2	1.5	23.5	6.34			23.5	6.34	66.9	
A	D Hughes-Dowd	17.5	6.80	22.0	6.94	39.5	E3	1.0	20.5	6.86			22.0	6.80	60.0	
J	L Bowles	26.7	6.00	24.1	6.51	50.8	A1	2.0	27.0	5.93			27.0	5.93	77.8	
J	JJ Hughes-Dowd	24.1	5.98	24.2	6.12	48.3	A2	1.5	24.5	6.32			24.5	5.98	72.8	
J	H Smith	21.7	6.77	22.8	6.73	44.5	A3	1.0	23.1	6.61			23.1	6.61	67.6	
J	J Thompson	19.5	7.09	21.5	6.66	41.0	A4	0.5	24.1	6.33	17.4	7.30	24.1	6.33	82.5	
J	T Stevenson	15.5	8.98	16.2	10.33	31.7	B2	1.5	17.5	8.76			17.5	8.76	49.2	
TOTAL FEET										168,139.5		TOTAL LAPS		1,707.0		





The last two Qualifying rounds with Lewis Blacker, Stuart Gray, Dan Hughes-Dowd & Phil Rees above and Angus, Dan Turnbull, Lee and Adam below.



Everyone's
Best Results
At This Circuit



What are my Best Scores?
Who Have I Beaten?



Dan and Adam arrived a little later as Dan had to pick Adam up from the train station as he continues to make the long trip to DHORC from Sheffield. Thanks both.

Zandvoort Best Off Chart 1

Qualifying Combined					Final Points			
Pos	Adult	Laps	MPH	Date	Pos	Adult	Pts	Date
1	A Smith (M)	N/A	N/A	N/A	1	J Lamb	7.0	15-Mar-22
1	A Stevenson	N/A	N/A	N/A	2	P Rees (M)	4.0	02-May-23
1	A Thompson	N/A	N/A	N/A	3	D Turnbull	3.5	15-Mar-22
1	A Turnbull	N/A	N/A	N/A	3	L Blacker	3.5	02-May-23
1	C Bowles	N/A	N/A	N/A	3	G Peach (M)	3.5	02-May-23
1	C Cooper	N/A	N/A	N/A	3	A Turnbull	3.5	02-May-23
1	D Edwards	N/A	N/A	N/A	7	C Bowles	3.0	15-Mar-22
1	D Garbett (M)	N/A	N/A	N/A	7	R Litherland	3.0	15-Mar-22
1	D Hughes-Dowd	N/A	N/A	N/A	7	L Smith	3.0	15-Mar-22
1	D Turnbull	N/A	N/A	N/A	7	S Goodlip (M)	3.0	15-Mar-22
1	G Peach (M)	N/A	N/A	N/A	7	H Smith	3.0	27-Sep-22
1	H Smith	N/A	N/A	N/A	7	A Smith (M)	3.0	02-May-23
1	H Smith	N/A	N/A	N/A	7	H Smith	3.0	02-May-23
1	J Lamb	N/A	N/A	N/A	14	L Pateman	2.5	15-Mar-22
1	J Lawson	N/A	N/A	N/A	14	JJ Hughes-Dowd	2.5	02-May-23
1	JJ Hughes-Dowd	N/A	N/A	N/A	14	N Sismey (M)	2.5	02-May-23
1	L Blacker	N/A	N/A	N/A	17	L Edwards	1.5	15-Mar-22
1	L Edwards	N/A	N/A	N/A	17	M Dutson	1.5	15-Mar-22
1	L Pateman	N/A	N/A	N/A	17	D Edwards	1.5	15-Mar-22
1	L Smith	N/A	N/A	N/A	17	C Cooper	1.5	15-Mar-22
1	M Dutson	N/A	N/A	N/A	17	J Lawson	1.5	27-Sep-22
1	N Sismey (M)	N/A	N/A	N/A	17	S Smith	1.5	02-May-23
1	P Rees (M)	N/A	N/A	N/A	23	S Gray (M)	1.0	15-Mar-22
1	R Lawson	N/A	N/A	N/A	23	R Lawson	1.0	27-Sep-22
1	R Litherland	N/A	N/A	N/A	23	D Hughes-Dowd	1.0	02-May-23
1	S Goodlip (M)	N/A	N/A	N/A	26	D Garbett (M)	0.5	15-Mar-22
1	S Gray (M)	N/A	N/A	N/A	27	A Thompson	0.0	15-Mar-22
1	S Smith	N/A	N/A	N/A	27	A Stevenson	0.0	02-May-23
Pos	Junior	Laps	MPH	Date	Pos	Junior	Pts	Date
1	E Doyle	N/A	N/A	N/A	1	J Thompson	3.0	02-May-23
1	H Smith	N/A	N/A	N/A	2	L Bowles	2.0	15-Mar-22
1	J Lawson	N/A	N/A	N/A	2	E Doyle	2.0	27-Sep-22
1	J Thompson	N/A	N/A	N/A	2	JJ Hughes-Dowd	2.0	02-May-23
1	JJ Hughes-Dowd	N/A	N/A	N/A	5	J Lawson	1.5	15-Mar-22
1	L Bowles	N/A	N/A	N/A	5	H Smith	1.5	27-Sep-22
1	T Stevenson	N/A	N/A	N/A	5	T Stevenson	1.5	02-May-23



Lewis took to Race Control like a fish to water.

Zandvoort Best Off Chart 2 - F1

Qualifying					Fastest Laps					Race Laps				
Pos	Adult	Laps	MPH	Date	Pos	Adult	Time	MPH	Date	Pos	Adult	Laps	MPH	Date
1	A Smith (M)	51.3	9.570	27-Sep-22	1	S Goodlip (M)	6.07	11.064	02-May-23	1	P Rees (M)	26.7	9.962	27-Sep-22
2	C Bowles	49.1	9.160	27-Sep-22	2	A Smith (M)	6.22	10.797	02-May-23	1	A Smith (M)	26.7	9.962	27-Sep-22
3	S Goodlip (M)	48.6	9.066	02-May-23	3	L Pateman	5.96	11.268	02-May-23	3	S Goodlip (M)	26.3	9.813	15-Mar-22
4	A Turnbull	48.1	8.973	27-Sep-22	4	A Turnbull	6.43	10.445	27-Sep-22	4	A Turnbull	26.1	9.738	27-Sep-22
5	P Rees (M)	46.9	8.749	15-Mar-22	5	P Rees (M)	6.48	10.364	02-May-23	5	C Bowles	25.3	9.440	15-Mar-22
6	N Sismey (M)	46.8	8.731	27-Sep-22	6	C Bowles	6.37	10.543	02-May-23	6	L Pateman	25.8	9.626	02-May-23
7	L Pateman	48.8	9.104	02-May-23	7	N Sismey (M)	6.61	10.160	15-Mar-22	7	N Sismey (M)	24.8	9.253	27-Sep-22
8	D Garbett (M)	42.6	7.947	15-Mar-22	8	D Garbett (M)	6.80	9.876	15-Mar-22	7	G Peach (M)	24.8	9.253	02-May-23
9	D Turnbull	41.5	7.742	27-Sep-22	9	D Edwards	6.82	9.847	15-Mar-22	9	L Smith	22.7	8.470	27-Sep-22
10	D Edwards	40.9	7.630	15-Mar-22	10	S Gray (M)	6.87	9.776	15-Mar-22	10	L Edwards	22.5	8.395	15-Mar-22
11	G Peach (M)	42.7	7.966	02-May-23	11	G Peach (M)	6.53	10.285	02-May-23	11	R Litherland	22.2	8.283	15-Mar-22
12	R Litherland	40.8	7.611	15-Mar-22	12	L Blacker	7.00	9.594	15-Mar-22	11	D Turnbull	22.2	8.283	15-Mar-22
13	S Gray (M)	40.5	7.555	15-Mar-22	13	D Turnbull	6.96	9.649	03-May-23	13	D Garbett (M)	21.8	8.134	15-Mar-22
14	M Dutson	39.3	7.332	27-Sep-22	14	L Smith	7.15	9.393	15-Mar-22	14	S Gray (M)	21.4	7.984	15-Mar-22
15	L Smith	38.1	7.108	27-Sep-22	15	C Cooper	7.18	9.354	15-Mar-22	15	D Edwards	21.3	7.947	15-Mar-22
16	L Edwards	37.3	6.958	15-Mar-22	16	R Litherland	7.25	9.263	15-Mar-22	16	M Dutson	20.3	7.574	27-Sep-22
17	C Cooper	36.7	6.846	15-Mar-22	17	J Lamb	7.31	9.187	15-Mar-22	17	J Lamb	19.6	7.313	15-Mar-22
18	L Blacker	36.4	6.791	27-Sep-22	18	M Dutson	7.46	9.003	27-Sep-22	18	L Blacker	22.2	8.283	02-May-23
19	J Lamb	36.2	6.753	15-Mar-22	19	L Edwards	7.47	8.991	15-Mar-22	19	H Smith	19.5	7.276	27-Sep-22
20	R Lawson	35.4	6.604	15-Mar-22	20	H Smith	7.52	8.931	27-Sep-22	20	C Cooper	19.4	7.238	15-Mar-22
21	J Lawson	34.1	6.361	27-Sep-22	21	J Lawson	7.64	8.790	27-Sep-22	21	J Lawson	19.3	7.201	27-Sep-22
22	H Smith	34.0	6.343	27-Sep-22	22	R Lawson	7.72	8.699	15-Mar-22	22	R Lawson	18.6	6.940	15-Mar-22
23	A Thompson	34.8	6.492	02-May-23	23	A Thompson	7.79	8.621	15-Mar-22	23	A Thompson	17.5	6.529	02-May-23
24	S Smith	36.5	3.405	02-May-23	24	S Smith	8.00	8.395	02-May-23	24	S Smith	18.5	6.902	02-May-23
25	D Hughes-Dowd	39.3	3.666	02-May-23	25	D Hughes-Dowd	7.45	9.015	02-May-23	25	D Hughes-Dowd	21.2	7.910	02-May-23
26	JJ Hughes-Dowd	38.9	3.628	02-May-23	26	JJ Hughes-Dowd	6.84	9.819	02-May-23	26	JJ Hughes-Dowd	22.3	8.320	02-May-23
27	H Smith	35.1	3.274	02-May-23	27	H Smith	7.36	9.125	02-May-23	27	H Smith	18.3	6.828	02-May-23
28	A Stevenson	34.4	3.209	02-May-23	28	A Stevenson	7.97	8.426	02-May-23	28	A Stevenson	19.6	7.313	02-May-23
Pos	Junior	Laps	MPH	Date	Pos	Junior	Time	MPH	Date	Pos	Junior	Laps	MPH	Date
1	L Bowles	38.6	7.201	02-May-23	1	L Bowles	6.72	9.994	02-May-23	1	L Bowles	21.1	7.873	02-May-23
2	J Thompson	33.5	6.250	15-Mar-22	2	J Lawson	7.74	8.677	15-Mar-22	2	E Doyle	20.3	7.574	27-Sep-22
3	J Lawson	32.8	6.119	27-Sep-22	3	J Thompson	7.76	8.655	02-May-23	3	J Thompson	18.1	6.753	15-Mar-22
4	H Smith	35.1	6.548	02-May-23	4	E Doyle	7.98	8.416	27-Sep-22	4	H Smith	18.3	6.828	02-May-23
5	E Doyle	30.0	5.597	27-Sep-22	5	H Smith	7.36	9.125	02-May-23	5	J Lawson	17.1	6.380	27-Sep-22
6	JJ Hughes-Dowd	38.9	7.257	02-May-23	6	JJ Hughes-Dowd	7.25	9.263	02-May-23	6	JJ Hughes-Dowd	20.5	7.649	02-May-23
7	T Stevenson	28.7	2.677	02-May-23	7	T Stevenson	9.13	7.356	02-May-23	7	T Stevenson	16.2	6.044	02-May-23



Dan recording cars at the first corner



Geoff Peach took 7th in GC.

Zandvoort Best Off Chart 3 - GC

Qualifying					Fastest Laps					Race Laps				
Pos	Adult	Laps	MPH	Date	Pos	Adult	Time	MPH	Date	Pos	Adult	Laps	MPH	Date
1	L Pateman	66.8	12.462	02-May-23	1	A Smith (M)	4.60	14.600	15-Mar-22	1	L Pateman	35.3	13.171	02-May-23
2	A Smith (M)	65.8	12.275	15-Mar-22	2	L Pateman	4.67	14.381	15-Mar-22	2	A Smith (M)	35.2	13.133	27-Sep-22
3	S Goodlip (M)	62.0	11.566	02-May-23	3	S Goodlip (M)	4.90	13.706	02-May-23	3	S Goodlip (M)	33.4	12.462	02-May-23
4	C Bowles	60.6	11.305	02-May-23	4	C Bowles	5.14	13.066	27-Sep-22	4	N Sismey (M)	31.8	11.865	27-Sep-22
5	N Sismey (M)	59.4	11.081	27-Sep-22	5	G Peach (M)	5.24	12.817	15-Mar-22	5	A Turnbull	31.1	11.604	15-Mar-22
6	A Turnbull	58.7	10.951	15-Mar-22	6	L Smith	5.25	12.792	27-Sep-22	5	C Bowles	31.1	11.604	02-May-23
7	D Garbett (M)	55.8	10.410	15-Mar-22	7	A Turnbull	5.29	12.695	02-May-23	7	L Smith	30.6	11.417	27-Sep-22
8	G Peach (M)	55.6	10.372	15-Mar-22	8	R Litherland	5.30	12.672	15-Mar-22	8	R Litherland	29.5	11.007	15-Mar-22
9	P Rees (M)	55.5	10.354	02-May-23	9	N Sismey (M)	5.33	12.600	27-Sep-22	8	P Rees (M)	29.5	11.007	02-May-23
10	R Litherland	52.7	9.831	15-Mar-22	10	L Blacker	5.36	12.530	02-May-23	10	D Garbett (M)	28.5	10.634	15-Mar-22
11	L Blacker	52.3	9.757	27-Sep-22	11	P Rees (M)	5.48	12.255	02-May-23	10	G Peach (M)	28.5	10.634	15-Mar-22
12	D Turnbull	51.8	9.663	02-May-23	12	D Garbett (M)	5.59	12.014	15-Mar-22	12	L Blacker	28.2	10.522	02-May-23
13	L Smith	50.9	9.496	15-Mar-22	12	JJ Hughes-Dowd	5.59	12.014	02-May-23	13	D Turnbull	27.8	10.372	27-Sep-22
14	A Stevenson	48.4	4.515	02-May-23	14	J Lawson	5.68	11.824	27-Sep-22	14	J Lamb	27.5	10.260	15-Mar-22
15	JJ Hughes-Dowd	48.3	4.505	02-May-23	15	D Turnbull	5.73	11.721	02-May-23	15	C Cooper	27.3	10.186	15-Mar-22
16	C Cooper	46.6	8.693	15-Mar-22	16	J Lamb	5.74	11.700	15-Mar-22	16	JJ Hughes-Dowd	26.7	9.962	02-May-23
16	J Lawson	46.6	8.693	27-Sep-22	17	D Edwards	5.76	11.660	15-Mar-22	17	D Edwards	26.2	9.775	15-Mar-22
18	A Thompson	45.6	8.507	02-May-23	18	C Cooper	5.77	11.639	15-Mar-22	18	J Lawson	26.1	9.738	27-Sep-22
19	R Lawson	45.0	8.395	27-Sep-22	19	H Smith	5.94	11.306	27-Sep-22	19	H Smith	25.8	9.626	27-Sep-22
20	S Gray (M)	44.9	8.376	02-May-23	20	A Thompson	5.97	11.249	02-May-23	20	H Smith	25.7	9.589	02-May-23
21	H Smith	44.5	4.151	02-May-23	21	R Lawson	6.08	11.046	27-Sep-22	20	A Stevenson	25.7	9.589	02-May-23
22	S Smith	43.4	4.048	02-May-23	22	H Smith	6.32	10.626	02-May-23	22	R Lawson	25.5	9.514	27-Sep-22
23	L Edwards	43.2	8.059	15-Mar-22	23	A Stevenson	6.33	10.610	02-May-23	23	S Smith	24.8	9.253	27-Sep-22
24	D Edwards	43.0	8.022	15-Mar-22	24	S Smith	6.34	10.593	02-May-23	24	A Thompson	23.5	8.768	02-May-23
25	H Smith	39.5	7.369	27-Sep-22	25	S Gray (M)	6.38	10.527	02-May-23	25	L Edwards	23.4	8.731	15-Mar-22
25	D Hughes-Dowd	39.5	3.684	02-May-23	26	M Dutson	6.40	10.494	15-Mar-22	25	S Gray (M)	23.4	8.731	15-Mar-22
27	J Lamb	38.6	7.201	15-Mar-22	27	D Hughes-Dowd	6.80	9.876	02-May-23	27	D Hughes-Dowd	22.0	8.208	02-May-23
28	M Dutson	31.1	5.802	27-Sep-22	28	L Edwards	6.84	9.819	15-Mar-22	28	M Dutson	21.3	7.947	27-Sep-22
Pos	Junior	Laps	MPH	Date	Pos	Junior	Time	MPH	Date	Pos	Junior	Laps	MPH	Date
1	L Bowles	50.8	9.477	02-May-23	1	J Lawson	5.63	11.929	27-Sep-22	1	L Bowles	27.0	10.074	02-May-23
2	JJ Hughes-Dowd	48.3	9.011	02-May-23	2	L Bowles	5.69	11.803	27-Sep-22	2	J Lawson	26.2	9.775	27-Sep-22
3	J Lawson	44.8	8.358	27-Sep-22	3	JJ Hughes-Dowd	5.98	11.231	02-May-23	3	JJ Hughes-Dowd	24.5	9.141	02-May-23
4	H Smith	44.5	8.302	02-May-23	4	H Smith	6.12	10.974	27-Sep-22	4	J Thompson	24.1	8.992	02-May-23
5	J Thompson	41.0	7.649	02-May-23	5	J Thompson	6.33	10.610	02-May-23	5	H Smith	23.1	8.619	02-May-23
6	T Stevenson	31.7	2.957	02-May-23	6	E Doyle	8.20	8.190	27-Sep-22	6	T Stevenson	17.5	6.529	02-May-23
7	E Doyle	16.7	3.115	27-Sep-22	7	T Stevenson	8.8	7.667	02-May-23	7	E Doyle	14.6	5.447	27-Sep-22



Darryn Mutch back at Race Control.



Adult 'E' Final, Dan (15th), winner Harry and Steve (14th).



Championship Tables



Those All Important
Points!



Adult 'D' Final, Harry (12th), Stuart Gray (13th), winner Adam and JJ (11th)



DHORC Championship 2023												
Pos	Competitor Name	MIA F1	INT GC	CP F1	CP GC	MON F1	LB GC	ZAN F1	ZAN GC	Total	Best (75%)	Diff
	(Adult)	1	2	3	4	5	6	7	8	32	24	
		10-Jan	31-Jan	21-Feb	21-Feb	14-Mar	04-Apr	02-May	02-May	Scores	Scores	
1	S Goodlip (M)	29	38	31	45	49	45	38	38	313	313	
2	L Pateman	49	31	29	41	32	40	39	48	309	309	4
3	A Smith (M)	39	45	48	33	34	34	31	30	294	294	15
4	N Sismey (M)	27	29	34	34	38	34	28	31	255	255	39
5	P Rees (M)	34	26	38	27	27	27	45	29	253	253	2
6	A Turnbull	28	34	29	23	28	28	27	26	223	223	30
7	G Peach (M)	24	27	28	28	25	24	29	27	212	212	11
8	D Turnbull	22	25	25	25	24	25	25	24	195	195	17
9	L Blacker	23	21	22	24	18	22	23	25	178	178	17
10	C Bowles	26	28	DNS	DNS	29	26	26	34	169	169	9
11	JJ Hughes-Dowd	19	16	18	22	23	20	24	23	165	165	4
12	D Hughes-Dowd	20	17	19	17	19	17	22	19	150	150	15
13	S Gray (M)	21	22	24	19	DNS	19	21	21	147	147	3
14	R Litherland	31	DNS	26	29	26	29	DNS	DNS	141	141	6
15	L Bowles	DNS	23	21	26	DNS	23	DNS	DNS	93	93	48
16	A Stevenson	16	DNS	DNS	DNS	15	16	18	18	83	83	10
17	R Lawson	DNS	DNS	20	20	21	18	DNS	DNS	79	79	4
17	J Lawson	DNS	DNS	17	21	20	21	DNS	DNS	79	79	
19	S Smith	18	20	DNS	DNS	DNS	DNS	20	20	78	78	1
20	H Smith	17	19	DNS	DNS	DNS	DNS	19	22	77	77	1
21	D Latham	DNS	18	23	18	17	DNS	DNS	DNS	76	76	1
22	A Thompson	DNS	15	DNS	DNS	DNS	14	17	17	63	63	13
23	D Garbett (M)	25	24	DNS	DNS	DNS	DNS	DNS	DNS	49	49	14
24	A Woodhouse	DNS	14	DNS	DNS	16	15	DNS	DNS	45	45	4
25	M Dutson	DNS	DNS	16	16	DNS	DNS	DNS	DNS	32	32	13
26	L Smith	DNS	DNS	DNS	DNS	22	DNS	DNS	DNS	22	22	10
Pos	(Juniors)	659	660	661	662	663	664	665	666	Total	75%	Diff
1	L Bowles	49	47	50	50	35	47	35	48	361	361	
2	JJ Hughes-Dowd	39	35	38	38	48	35	46	40	319	319	42
3	T Stevenson	31	DNS	31	31	28	28	29	29	207	207	112
4	J Lawson	DNS	DNS	34	34	39	39	DNS	DNS	146	146	61
5	H Smith	34	32	DNS	DNS	DNS	DNS	38	34	138	138	8
6	J Thomson	DNS	29	DNS	DNS	DNS	32	34	31	126	126	12
7	E Doyle	DNS	39	29	29	DNS	DNS	DNS	DNS	97	97	29
8	J Woodhouse	DNS	28	DNS	DNS	31	29	DNS	DNS	88	88	9
9	E Woodhouse	DNS	27	DNS	DNS	29	27	DNS	DNS	83	83	5
Pos	(Masters)	659	660	661	662	663	664	665	666	Total	75%	Diff
1	S Goodlip (M)	35	42	31	46	50	47	43	46	340	340	
2	A Smith (M)	48	46	50	38	34	37	35	35	323	323	17
3	N Sismey (M)	31	34	34	38	38	38	29	38	280	280	43
4	P Rees (M)	39	29	38	29	31	31	45	34	276	276	4
5	G Peach (M)	28	31	29	31	29	29	31	29	237	237	39
6	S Gray (M)	27	27	28	28	DNS	28	28	28	194	194	43
7	D Garbett (M)	29	28	DNS	DNS	DNS	DNS	DNS	DNS	57	57	137



Simon Goodlip leads all three Championships, although the overall Championship lead is down to 4 points and the DHORC Challenge 0.5 points. He still has a healthy 17 point lead in the Masters however.

DHORC Final Challenge 2023												
Pos	Competitor	Wins	MIA F1	INT GC	CP F1	CP GC	MON F1	LB GC	ZAN F1	ZAN GC	Results	
	Name		1	2	3	4	5	6	7	8	(32)	Turn Up
	(Adult)		10-Jan	31-Jan	21-Feb	21-Feb	14-Mar	04-Apr	02-May	02-May	Points	Rate
1	S Goodlip (M)	6	3.5	1.5	4.5	2.0	2.0	2.0	1.0	1.5	18.0	100.00%
2	L Blacker	5	1.5	0.5	3.0	6.5	0.5	1.0	3.5	1.0	17.5	100.00%
3	P Rees (M)	5	3.0	3.5	1.5	0.5	2.5	0.5	4.0	1.5	17.0	100.00%
4	D Hughes-Dowd	3	3.5	1.5	3.0	1.5	3.0	1.5	1.0	1.0	16.0	100.00%
5	G Peach (M)	4	2.5	2.5	1.0	3.0	1.0	0.5	3.5	0.5	14.5	100.00%
6	A Smith (M)	4	1.5	2.0	2.0	2.5	1.0	0.5	0.5	3.0	13.0	100.00%
6	A Turnbull	2	1.0	3.0	1.5	1.5	1.0	1.0	0.5	3.5	13.0	100.00%
8	L Pateman	3	2.0	0.5	0.5	1.5	2.5	1.5	1.5	2.0	12.0	100.00%
8	N Sismey (M)	2	0.5	1.5	1.0	1.0	1.5	3.0	1.0	2.5	12.0	100.00%
10	S Gray (M)	3	2.5	1.0	2.5	1.0	DNS	3.0	0.5	0.5	11.0	87.50%
10	D Turnbull	2	1.0	1.0	1.0	1.0	2.5	3.0	1.0	0.5	11.0	100.00%
12	JJ Hughes-Dowd	1	1.0	1.0	0.5	1.0	1.5	1.5	2.5	1.5	10.5	100.00%
13	R Litherland	1	0.5	DNS	1.5	1.5	1.5	3.5	DNS	DNS	8.5	62.50%
13	H Smith	2	1.5	3.0	DNS	DNS	DNS	DNS	1.0	3.0	8.5	50.00%
15	C Bowles		1.5	1.0	DNS	DNS	1.5	1.5	1.5	1.0	8.0	75.00%
16	L Bowles	1	DNS	3.5	0.5	1.5	DNS	1.5	DNS	DNS	7.0	57.14%
17	J Lawson	1	DNS	DNS	1.5	0.5	1.5	2.5	DNS	DNS	6.0	66.67%
18	S Smith		0.5	1.5	DNS	DNS	DNS	DNS	1.5	1.5	5.0	50.00%
19	D Latham		DNS	0.5	1.5	0.5	1.5	DNS	DNS	DNS	4.0	57.14%
19	R Lawson		DNS	DNS	1.5	1.5	0.5	0.5	DNS	DNS	4.0	66.67%
21	L Smith	1	DNS	DNS	DNS	DNS	3.0	DNS	DNS	DNS	3.0	25.00%
22	D Garbett (M)		1.0	0.5	DNS	DNS	DNS	DNS	DNS	DNS	1.5	25.00%
23	A Stevenson		0.0	DNS	DNS	DNS	0.0	0.0	0.0	0.0	0.0	62.50%
23	A Woodhouse		DNS	0.0	DNS	DNS	0.0	0.0	DNS	DNS	0.0	42.86%
23	A Thompson		DNS	0.0	DNS	DNS	DNS	0.0	0.0	0.0	0.0	57.14%
23	M Dutson		DNS	DNS	0.0	0.0	DNS	DNS	DNS	DNS	0.0	33.33%
Pos	(Junior)	Wins	659	660	661	662	663	664	665	666	Points	Rate
1	JJ Hughes-Dowd	2	1.5	3.0	1.5	1.5	2.0	1.0	2.0	1.5	14.0	100.00%
2	L Bowles	6	2.0	2.0	2.0	2.0	1.0	2.0	0.5	2.0	13.5	100.00%
3	J Thomson	3	DNS	1.5	DNS	DNS	DNS	2.5	3.0	2.5	9.5	57.14%
4	T Stevenson		0.5	DNS	0.5	0.5	1.0	1.0	1.5	1.5	6.5	87.50%
5	J Lawson		DNS	DNS	1.0	1.0	1.5	1.5	DNS	DNS	5.0	66.67%
5	J Woodhouse	1	DNS	1.0	DNS	DNS	2.5	1.5	DNS	DNS	5.0	42.86%
7	H Smith		1.0	0.5	DNS	DNS	DNS	DNS	1.5	1.0	4.0	50.00%
8	E Woodhouse		DNS	0.5	DNS	DNS	1.5	0.5	DNS	DNS	2.5	42.86%
9	E Doyle		DNS	1.5	0.0	0.0	DNS	DNS	DNS	DNS	1.5	42.86%
Turn Up Rates			100.00%	90.00%	69.70%	69.70%	73.53%	79.41%	64.71%	64.71%	AVE	75.20%



Adult 'C' Final, Adam (8th), Dan (10th), winner Angus and Lewis (9th)





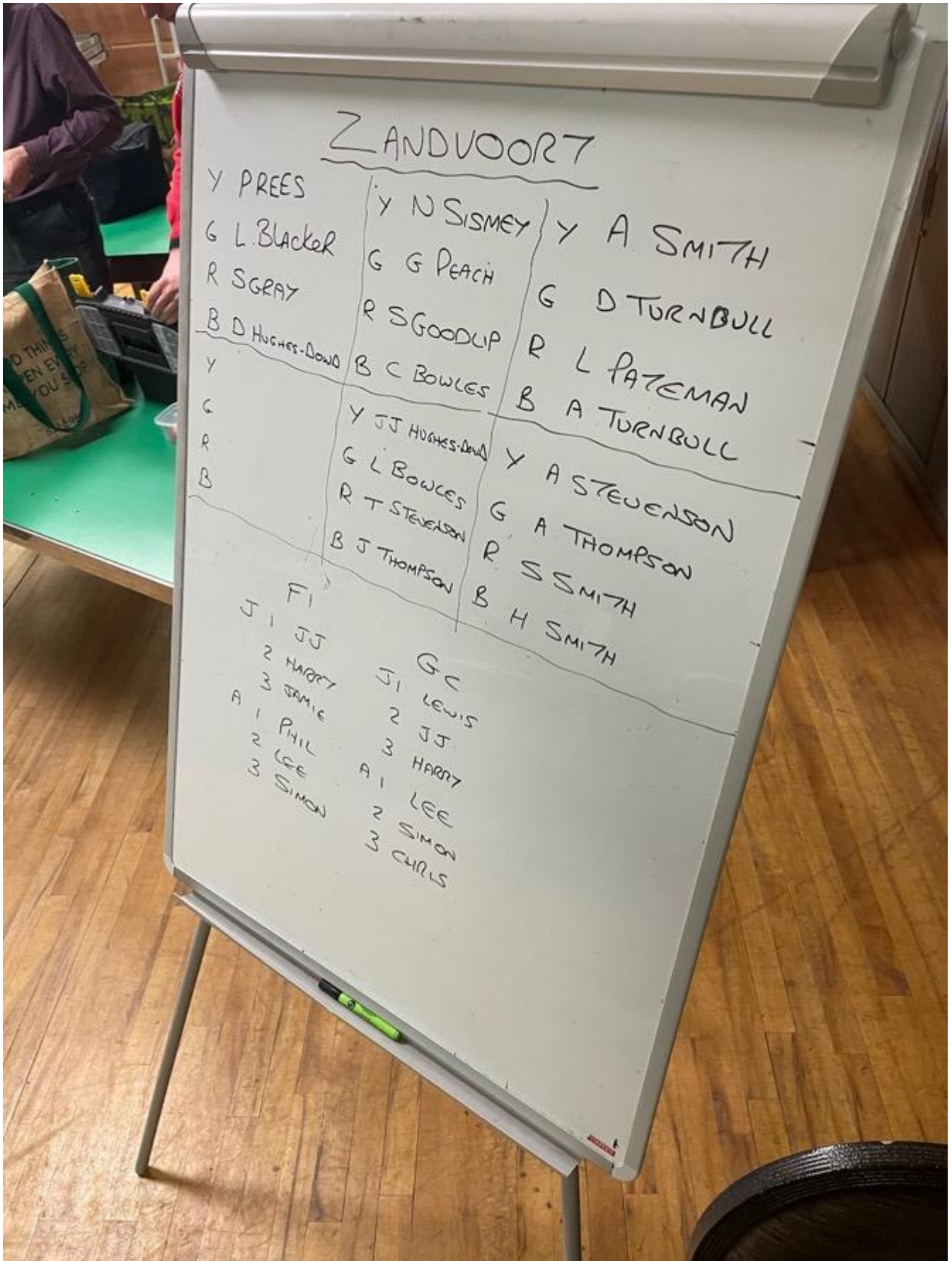
Adult 'B' Final, Angus (6th), Geoff (7th), Phil (5th) and winner Nick Sismey





Decked out in DHORC Polos the Adult 'A' Final, Nick (4th), Chris (3rd), Simon (2nd) and winner Lee.





20 racers on the grid meant it was double Finals for the second time in 2023.

Members' Statistics

ADULT STATISTICS 1992-2023 - AFTER DHORC 666

Sheet 1 of 5 (Note: Highlighted Names are Current 2023 Members, CS = Best Consecutive Results)

MEETINGS (Junior & Adult) ATTENDED			RACES (Junior & Adult) COMPLETED			DRIVER RANKING			FINALS WON			
Pos	ADULT	No	Pos	ADULT	No	Pos	ADULT	SCORE	Pos	ADULT	No	CS
1	P REES	651	1	P REES	3,774	1	* A SMITH	2.063	1	L PATEMAN	274	(5)
2	N SISMEY	613	2	N SISMEY	3,454	2	* J SISMEY	2.750	2	P REES	239	(3)
3	L PATEMAN	576	3	L PATEMAN	3,289	3	* L PATEMAN	2.800	3	S GOODLIP	170	(4)
4	G PEACH	440	4	G PEACH	2,461	4	* W LANDER	2.838	3	N SISMEY	170	(2)
5	S GOODLIP	366	5	P BARBER	2,102	5	* S GOODLIP	3.213	5	M CHADWICK	117	(3)
6	P BARBER	363	6	S GOODLIP	1,993	6	* M CHADWICK	3.813	6	J SISMEY	103	(4)
7	A McPEAKE	299	7	A BULLOCK	1,802	7	* J TAGUE	4.538	7	G PEACH	96	(2)
8	A BULLOCK	292	8	A McPEAKE	1,658	8	* T MEASHAM	5.113	8	L SMITH	88	(3)
9	M CHADWICK	287	9	R MASTERS	1,598	9	* J NEALE	5.200	9	D McPEAKE	77	(2)
10	R MASTERS	280	10	M CHADWICK	1,537	10	* A TURNBULL	5.238	10	A SMITH	75	(5)
11	N LAMBERT	269	11	C ROYTHORNE	1,513	11	* C BOWLES	5.475	11	A McPEAKE	66	(2)
12	C ROYTHORNE	249	12	N LAMBERT	1,479	12	* N SISMEY	5.650	11	A BULLOCK	66	(2)
13	D McPEAKE	245	13	D McPEAKE	1,366	13	* K LYE	6.063	13	J TAGUE	64	(2)
14	R SEAMAN	235	14	R SEAMAN	1,313	14	* P REES	6.113	14	N LAMBERT	61	(2)
15	J SISMEY (331)	211	15	J SISMEY (1,957)	1,303	15	* R LITHERLAND	6.225	14	M ALLSOPP	61	(3)
16	L SMITH (265)	210	16	L SMITH (1,643)	1,291	16	* C ROYTHORNE	6.350	16	R SEAMAN	60	(2)
17	M ALLSOPP	203	17	M ALLSOPP	1,265	17	* D GARBETT	6.450	17	W LANDER	56	(2)
18	D TURNBULL	194	18	D TURNBULL	1,065	18	* A McPEAKE	6.488	18	C ROYTHORNE	55	(2)
19	J LAMB	179	19	J LAMB	1,048	19	* R SEAMAN	6.550	19	R MASTERS	54	(2)
20	P LEVERS	166	20	S ANAND	976	20	* R BLAKE	7.125	20	S ANAND	53	(3)
21	J TAGUE	165	21	P LEVERS	957	21	* T CHADWICK	7.250	21	J LAMB	49	(3)
21	A SMITH	165	22	J LYMER	948	21	* S ANAND	7.250	22	P LEVERS	48	(2)
23	S ANAND	154	23	J TAGUE	858	23	* G PEACH	7.363	23	A HOLLIDAY	43	(3)
24	J LYMER	146	24	K ALCOCK	848	24	* A BULLOCK	7.438	24	I BRENTNALL	41	(3)
25	D EDWARDS	139	25	A SMITH	847	25	* M ALLSOPP	7.488	24	P BARBER	41	(2)
26	K ALCOCK	131	26	D EDWARDS	801	26	* R CROSSLAND	8.175	26	J LYMER	38	(2)
27	A HOLLIDAY	121	27	G WESTON	682	27	* L SMITH	8.400	27	G WESTON	33	(2)
28	L EDWARDS	116	28	A HOLLIDAY	673	28	* D McPEAKE	8.563	28	K ALCOCK	30	(3)
29	G WESTON	113	29	W LANDER	661	29	* D BRENTNALL	8.838	29	D EDWARDS	29	(2)
30	C HENRY	109	30	L EDWARDS	654	30	* K PAYNE	8.850	29	D GARBETT	29	(2)
30	D GARBETT	109	31	J HOLMES	639	31	* J ROYTHORNE	8.938	29	D TURNBULL	29	(3)
32	C BOWLES (185)	108	32	C HENRY	552	32	* J LEVERS	9.063	32	B JOHNSON	28	(3)
33	W LANDER	104	33	C BOWLES (947)	545	33	* D TURNBULL	9.138	32	C BOWLES	28	(2)
34	S SMITH	101	34	S SMITH	539	33	* A DAVIES	9.138	34	A TURNBULL	27	(2)
35	J HOLMES	98	35	D GARBETT	523	35	* P LEVERS	9.188	34	L BLACKER	27	(3)
35	R LAWSON	98	36	R LAWSON	520	36	* J LYMER	9.288	36	R BLAKE	26	(2)
37	B JOHNSON	96	37	I BRENTNALL	511	37	* L BLACKER	9.775	37	D BRENTNALL	25	(5)
38	I BRENTNALL	94	38	B JOHNSON	509	37	* S PANK	9.775	37	M ROGERS	25	(3)
39	T DINGLEY	87	39	R CROSSLAND	456	39	* D PASSELL	9.850	37	J HOLMES	25	(2)
40	S GRAY	85	40	T DINGLEY	455	40	* J LAMB	10.063	40	J NEALE	24	(2)
41	R CROSSLAND	81	41	J ROYTHORNE	432	41	* T DINGLEY	10.125	41	J LEVERS	22	(3)
42	A STAMPER	76	42	S GRAY	398	42	* I BRENTNALL	10.325	41	R CROSSLAND	22	(2)
43	A TURNBULL (225)	73	43	R BLAKE	383	43	* M KNIGHTON	10.363	43	S MINNIS	21	(3)
44	S PANK	69	44	A STAMPER	366	44	* G WESTON	10.375	43	S PANK	21	(2)
44	J ROYTHORNE	69	45	S PANK	364	45	* D EDWARDS	10.438	43	T DINGLEY	21	(2)
46	S MINNIS	67	46	J LITHERLAND	357	46	* M ROGERS	10.463	46	J ROYTHORNE	20	(2)
47	L BLACKER	64	47	S MINNIS	356	47	* S MINNIS	11.400	47	C HENRY	19	(2)
48	R BLAKE	62	48	A TURNBULL (1,245)	340	48	* J HOLMES	12.350	48	A FEARN	18	(2)
49	J LITHERLAND	61	49	J LEVERS	322	49	* A HOLLIDAY	12.413	49	S LANDER	14	(2)
50	J NEALE	60	50	A FEARN (380)	319	50	* B JOHNSON	12.500	50	T CHADWICK	13	(2)

(Driver Ranking = Average Position in Qualifying, Final Position, Fastest Lap & Race Laps Over Last 20 club nights)

ADULT STATISTICS 1992-2023 - AFTER DHORC 666

Sheet 2 of 5 (Note: Highlighted Names are Current 2023 Members, CS = Best Consecutive Results)

MEETINGS (Junior & Adult)		RACES (Junior & Adult)		DRIVER			FINALS					
ATTENDED		COMPLETED		RANKING			WON					
Pos	ADULT	No	Pos	ADULT	No	Pos	ADULT	SCORE	Pos	ADULT	No	CS
51	M ROGERS	57	51	J NEALE	318	51	* K ALCOCK	12.613	51	J HITCHCOCK	12	(2)
52	J LEVERS	53	52	M ROGERS	308	52	* A FEARN	12.625	51	P FOXLEY	12	(2)
53	G SCHULE	52	53	L BLACKER	290	53	* M STURGESS	12.675	51	R LITHERLAND	12	(2)
54	A FEARN	49	54	M MARTINEZ	289	54	* S GRAY	12.813	54	T MEASHAM	11	
54	M MARTINEZ	49	55	K LYE	263	55	* N LAMBERT	12.950	54	S GRAY	11	
56	D OLIVER	45	56	G SCHULE	258	56	* P FOXLEY	12.963	56	D WALKER	10	
57	D WALKER	42	57	C BULLOCK (639)	248	57	* G SCHULE	13.238	56	D PASSELL	10	(2)
57	K LYE	42	58	D BRETNALL	225	58	* J TETLEY	13.313	56	L EDWARDS	10	
59	D BRETNALL	41	58	T CHADWICK (999)	225	59	* R LAWSON	13.500	56	S SMITH	10	
60	R LITHERLAND (190)	38	60	D OLIVER	216	60	* C HENRY	13.763	60	S DUNN	9	(2)
61	A THOMPSON	37	61	D WALKER	212	61	* D GREEN	13.850	60	K LYE	9	
62	M KNIGHTON	36	62	A DAVIES	211	62	* A STAMPER	14.300	62	G LAMBERT	8	(4)
62	T CHADWICK (183)	36	63	T MEASHAM (758)	208	63	* R MASTERS	14.325	62	J LITHERLAND	8	
62	C BULLOCK (102)	36	64	M KNIGHTON	206	64	* M HOLLAND	14.375	62	C COOPER	8	
65	S DUNN	35	65	J CHELL	202	65	* N CHATTLE	14.488	62	R LAWSON	8	
66	D PASSELL	34	66	D PASSELL	191	66	* J LITHERLAND	14.550	66	R CHADWICK	7	(2)
66	A DAVIES	34	67	S DUNN	183	67	* S SMITH	14.563	66	A DAVIES	7	
68	T MEASHAM (126)	33	68	P FOXLEY	172	67	* B BRUCE	14.563	66	H SMITH	7	
69	G LAMBERT	32	69	A THOMPSON	169	69	* L EDWARDS	14.800	69	M JUBB	6	
69	P FOXLEY	32	70	G LAMBERT	168	70	* C BULLOCK	15.138	69	A STAMPER	6	
71	J CHELL	30	71	M STURGESS	163	71	* D OLIVER	15.688	69	C BULLOCK	6	
72	M STURGESS	29	72	S SUMNER	157	72	* S DUNN	15.963	69	K PAYNE	6	
73	R HITCHCOCK	27	73	B BRUCE	148	73	* G LAMBERT	16.175	69	J TETLEY	6	(2)
73	R CHADWICK	27	74	R CHADWICK	146	74	* S SUMNER	16.425	69	T BALDOCK	6	
75	S SUMNER	26	75	J TETLEY	143	75	* A THOMPSON	16.475	75	C SCHOFIELD	5	(2)
76	B BRUCE	25	76	K PAYNE	140	76	* M MARTINEZ	16.763	75	AJ McPEAKE	5	(2)
77	C STANNARD	24	77	R HITCHCOCK	138	77	* J CHELL	17.138	75	I HOLLAND	5	
78	I HOLLAND	23	78	R LITHERLAND (1,053)	136	78	* C STANNARD	17.325	75	M TANSLEY	5	
78	J HITCHCOCK	23	79	M HOLLAND	129	79	* R HITCHCOCK	18.063	75	D OLIVER	5	
78	C SCHOFIELD	23	80	J HITCHCOCK	127	80	* C SCHOFIELD	18.113	75	D GREEN	5	
78	D GREEN	23	81	C SCHOFIELD	124	81	* D WALKER	18.163	75	J CHELL	5	
78	M HOLLAND	23	82	I HOLLAND	120	82	* P BARBER	18.938	75	R JAMES	5	
78	K PAYNE	23	82	D GREEN	120	83	* J HITCHCOCK	21.388	83	S REVITT	4	(2)
84	J TETLEY	21	84	N CHATTLE	119	84	* R CHADWICK	22.013	83	R HITCHCOCK	4	
85	N CHATTLE	20	85	S LANDER	118	85	* I HOLLAND	22.288	83	M KNIGHTON	4	
86	M JUBB	19	85	C STANNARD	118	N/A	T BALDOCK	2.583	83	M STURGESS	4	
87	C CARRINGTON	18	87	T HAGUES	111	N/A	S REVITT	3.792	83	M BLOOD	4	
87	T HAGUES	18	88	R JAMES	105	N/A	S LANDER	4.485	83	JJ HUGHES-DOWD	4	
87	M DUTSON	18	89	C CARRINGTON	100	N/A	AJ McPEAKE	6.659	89	S PATCHING	3	
90	N MAFFIN	17	90	M JUBB	99	N/A	A HUGHES	6.792	89	C NORRIS	3	
90	S LANDER	17	91	C BRADFORD	97	N/A	S WHITE	8.000	89	J HENRY	3	
90	P MELLOR	17	92	P MELLOR	93	N/A	C SLATER	9.250	89	C CARRINGTON	3	
90	C BRADFORD	17	93	N MAFFIN	82	N/A	S SIDDANS	10.417	89	A HUGHES	3	
90	C COOPER	17	94	P COCKBILL	81	N/A	J KELLY	10.500	89	M HOLLAND	3	
95	P COCKBILL	16	95	D LEVERTON	75	N/A	L BOWLES	10.583	89	C STANNARD	3	
95	D HUGHES-DOWD	16	96	M TANSLEY	73	N/A	J HENRY	11.000	89	D HUGHES-DOWD	3	
97	R JAMES	15	97	YAN SHEN	68	N/A	F HOLMES	11.194	97	H VD HEUVEL	2	(2)
98	M TANSLEY	14	98	J KELLY	67	N/A	C COOPER	11.500	97	J KELLY	2	
98	JJ HUGHES-DOWD (30)	14	99	S REVITT	63	N/A	M BLOOD	11.639	97	C SLATER	2	(2)
100	J KELLY	13	100	M WATTS (130)	61	N/A	C ATKINSON	12.125	97	YAN SHEN	2	

ADULT STATISTICS 1992-2023 - AFTER DHORC 666

Sheet 3 of 5 (Note: Highlighted Names are Current 2023 Members, CS = Best Consecutive Results)

MEETINGS (Junior & Adult)			RACES (Junior & Adult)			DRIVER RANKING		FINALS				
ATTENDED			COMPLETED			ADULT		WON				
Pos	ADULT	No	Pos	ADULT	No	Pos	ADULT	SCORE	Pos	ADULT	No	CS
100	D LEVERTON	13	100	C COOPER	61	N/A	J MELLOR	12.650	97	I HALL		2
100	A STEVENSON	13	102	J McDONALD (98)	60	N/A	H SMITH	12.675	97	S SUMNER		2
103	S REVITT	12	103	D HUGHES-DOWD	59	N/A	J LAWSON	12.729	97	B BRUCE		2
103	P PURKIS	12	104	M BLOOD	58	N/A	JJ HUGHES-DOWD	12.786	97	C BRADFORD		2
103	M WATTS (25)	12	104	W BLURTON	58	N/A	A DOBBINS	12.925	97	M MARTINEZ		2
103	T STACEY	12	104	F HOLMES (827)	58	N/A	P WRIGHT	13.250	97	J LAWSON		2
103	J LAWSON (83)	12	107	I HALL	57	N/A	T STACEY	13.271	107	R GILLARD		1
108	AJ McPEAKE (76)	11	107	T STACEY	57	N/A	P ZIMMERMAN	13.500	107	D ROYTHORNE		1
108	YAN SHEN	11	109	T CASH	54	N/A	M TANSLEY	13.500	107	P COCKBILL		1
110	R GILLARD	10	109	M DUTSON	54	N/A	L COPLEY	13.500	107	J JOHNSON		1
110	A DOBBINS	10	111	N WRIGHT	52	N/A	N WRIGHT	13.556	107	G SCHULE		1
110	I HALL	10	112	AJ McPEAKE (376)	50	N/A	C WILKINSON	14.083	107	M WATTS		1
110	J McDONALD (16)	10	112	T BALDOCK	50	N/A	C CARRINGTON	14.111	107	B GEBAUERS		1
110	H SMITH (111)	10	114	R GILLARD	49	N/A	K JEFFRIES	14.688	107	G CLARK		1
115	N WRIGHT	9	114	A DOBBINS	49	N/A	Da BUCKLEY	14.844	107	L COPLEY		1
115	M BLOOD	9	114	D KENNING	49	N/A	S ALLDREAD	14.917	107	A DOBBINS		1
115	T BALDOCK	9	117	P PURKIS	47	N/A	B COOK	15.000	107	C WILKINSON		1
115	T CASH	9	118	A LEE	46	N/A	J FLETCHER	15.125	107	R HILL		1
115	F HOLMES (139)	9	118	Z MIDDLETON	46	N/A	M DUTSON	15.361	107	N CHATTLE		1
120	C NORRIS	8	120	A STEVENSON	45	N/A	A STEVENSON	15.365	107	C ATKINSON		1
120	Da BUCKLEY	8	121	Da BUCKLEY	43	N/A	W BLURTON	15.438	107	A THOMPSON		1
120	W BLURTON	8	122	A HUGHES (414)	42	N/A	R HEATON	15.500	107	A LEE		1
120	D KENNING	8	123	P WRIGHT	40	N/A	R GILLARD	15.575	107	D LLOYD		1
124	S PATCHING	7	124	G CLARK	39	N/A	R JAMES	15.617	107	Z MIDDLETON		1
124	G CLARK	7	125	S PATCHING	38	N/A	G CLARK	15.750	107	T STACEY		1
124	J HENRY (134)	7	125	C NORRIS	38	N/A	L HENDERSON	15.750	107	F HOLMES		1
124	R HILL	7	127	J HENRY (895)	37	N/A	A LEE	15.833	107	J McDONALD		1
124	L ELMORE	7	128	C WILKINSON	35	N/A	D LEVERTON	15.846	107	L BOWLES		1
129	D HARROP	6	128	YUAN ZHI	35	N/A	R SPENCER	15.850				
129	D HART	6	128	L ELMORE	35	N/A	YUAN ZHI	15.875				
129	P WRIGHT	6	131	D BUCKLEY	33	N/A	D LATHAM	15.938				
129	C WILKINSON	6	132	R HILL	32	N/A	R HILL	16.071				
129	A HUGHES (67)	6	133	D HART	30	N/A	S KERR	16.083				
129	Ch HOLLAND	6	133	D HARROP	30	N/A	P COCKBILL	16.156				
129	D BUCKLEY	6	133	Ch HOLLAND	30	N/A	D LLOYD	16.167				
129	YUAN ZHI	6	136	St BOWMAN	29	N/A	S PATCHING	16.179				
129	A LEE	6	136	C BLURTON	29	N/A	D HUGHES-DOWD	16.188				
129	Z MIDDLETON	6	138	R SPENCER	28	N/A	Z MIDDLETON	16.250				
129	S KERR	6	139	C ATKINSON	27	N/A	A WOODHOUSE	16.350				
129	L BOWLES (67)	6	140	K JEFFRIES	26	N/A	J McDONALD	16.375				
141	R SPENCER	5	141	L COPLEY	25	N/A	D KENNING	16.469				
141	J MELLOR (87)	5	141	D LLOYD	25	N/A	M WATTS	16.625				
141	C BLURTON	5	143	S SIDDOONS	23	N/A	C NORRIS	16.714				
141	A WOODHOUSE	5	144	S KERR	22	N/A	T CASH	16.889				
145	B GEBAUERS	4	144	J LAWSON (386)	22	N/A	G HADDON	17.000				
145	C ROBINSON	4	146	B GEBAUERS	21	N/A	D HARROP	17.500				
145	S HENDRY	4	146	H SMITH (580)	21	N/A	St BOWMAN	17.500				
145	C ATKINSON	4	148	C ROBINSON	20	N/A	YAN SHEN	17.636				
145	K JEFFRIES	4	148	S HENDRY	20	N/A	I HALL	17.650				
145	W PARKIN	4	150	JJ HUGHES-DOWD (76)	18	N/A	L ZHOU	17.750				

ADULT STATISTICS 1992-2023 - AFTER DHORC 666

Sheet 4 of 5 (Note: Highlighted Names are Current 2023 Members, CS = Best Consecutive Results)

MEETINGS (Junior & Adult)			RACES (Junior & Adult)			DRIVER RANKING		FINALS				
ATTENDED			COMPLETED			ADULT		WON				
Pos	ADULT	No	Pos	ADULT	No	Pos	ADULT	SCORE	Pos	ADULT	No	CS
145	St BOWMAN	4	151	W PARKIN	17	N/A	C ROBINSON	18.000				
145	D LATHAM	4	152	J JOHNSON	16	N/A	N MAFFIN	18.103				
153	H VD HEUVEL	3	152	J MELLOR (497)	16	N/A	D HART	18.208				
153	J JOHNSON	3	152	D LATHAM	16	N/A	T HAGUES	18.236				
153	S ALLDREAD	3	155	S ALLDREAD	15	N/A	C BRADFORD	18.279				
153	L COPLEY	3	155	S BENNETT	15	N/A	D BUCKLEY	18.333				
153	S SIDDOONS	3	157	H VD HEUVEL	14	N/A	J ASHCROFT	18.375				
153	D LLOYD	3	157	P ZIMMERMANN	14	N/A	B FAHRNER	18.750				
153	S BENNETT	3	157	L HENDERSON	14	N/A	Ch HOLLAND	18.792				
160	D ROYTHORNE	2	160	D ROYTHORNE	11	N/A	C BLURTON	18.800				
160	J ASHCROFT	2	160	L BOWLES (316)	11	N/A	B GEBAUERS	18.875				
160	A CARTER	2	162	J ASHCROFT	10	N/A	S HENDRY	19.188				
160	B FAHRNER	2	162	A CARTER	10	N/A	D ROYTHORNE	19.375				
160	L ZHOU	2	162	B FAHRNER	10	N/A	M JUBB	19.408				
160	B COOK	2	162	B COOK	10	N/A	S BENNETT	19.417				
160	J FLETCHER	2	162	J FLETCHER	10	N/A	J JOHNSON	19.500				
167	S WHITE	1	167	L ZHOU	9	N/A	A HARTLEY	19.750				
167	P DUNNE	1	168	C SLATER	7	N/A	W PARKIN	19.813				
167	A HARTLEY	1	169	T MAKUNI	6	N/A	T MAKUNI	20.000				
167	C SLATER	1	169	A WOODHOUSE	6	N/A	P DUNNE	20.750				
167	P ZIMMERMANN	1	171	S WHITE	5	N/A	P MELLOR	20.882				
167	L HENDERSON	1	171	R HEATON	5	N/A	A CARTER	21.625				
167	G HADDON (26)	1	171	A HARTLEY	5	N/A	L ELMORE	21.786				
167	T MAKUNI	1	171	G HADDON (143)	5	N/A	P PURKIS	22.667				
167	R HEATON	1	175	P DUNNE	4	N/A	H VD HEUVEL	22.917				

ADULT STATISTICS 1992-2023, AFTER DHORC 666

Sheet 5 of 5 (Note: Highlighted Names are Current 2023 Members, CS = Best Consecutive Results)

POLES				IQR's				WINS				FASTEST LAPS				BEST RACE LAPS				CHAMPIONSHIPS	
Pos	ADULT	No	CS	Pos	ADULT	No	CS	Pos	ADULT	No	CS	Pos	ADULT	No	CS	Pos	ADULT	No	CS	YEAR	ADULT
1	L PATEMAN	126	(7)	1	L PATEMAN	495	(19)	1	L PATEMAN	118	(4)	1	L PATEMAN	284	(14)	1	L PATEMAN	185	(6)	1992	N SISMEY
2	M CHADWICK	101	(9)	2	N SISMEY	399	(5)	2	S GOODLIP	86	(5)	2	A SMITH	56	(6)	2	N SISMEY	90	(5)	1993	J TAGUE
3	S GOODLIP	89	(7)	3	S GOODLIP	334	(5)	3	N SISMEY	85	(4)	3	S GOODLIP	54	(5)	3	S GOODLIP	60	(3)	1994	J TAGUE
4	N SISMEY	85	(3)	4	M CHADWICK	304	(10)	4	M CHADWICK	83	(7)	4	N SISMEY	50	(4)	4	M CHADWICK	66	(3)	1995	J TAGUE (3)
5	A SMITH	52	(4)	5	J SISMEY	210	(8)	5	J SISMEY	59	(3)	5	J TAGUE	48	(5)	5	A SMITH	59	(3)	1996	M CHADWICK
6	J SISMEY	50	(4)	6	W LANDER	183	(16)	6	A SMITH	46	(3)	6	J SISMEY	38	(4)	6	J SISMEY	39	(3)	1997	M CHADWICK
7	W LANDER	42	(11)	7	A SMITH	152	(4)	7	W LANDER	41	(9)	7	W LANDER	28	(5)	7	W LANDER	37	(11)	1998	N SISMEY
8	J TAGUE	26	(4)	8	J TAGUE	126	(5)	8	J TAGUE	28	(4)	8	M CHADWICK	22	(2)	8	J TAGUE	28	(3)	1999	N SISMEY
9	P REES	19	(2)	9	P REES	104	(3)	9	P REES	29	(2)	9	A McPEAKE	13	(2)	9	P REES	23	(2)	2000	M CHADWICK
10	A McPEAKE	16		10	A McPEAKE	101	(4)	10	A McPEAKE	16	(2)	10	P REES	12	(3)	10	A McPEAKE	13		2001	M CHADWICK
11	J LYMER	14		11	J NEALE	45	(6)	11	J LYMER	13	(2)	11	J NEALE	8	(2)	11	L SMITH	10	(2)	2002	S GOODLIP
12	J NEALE	9	(3)	12	L SMITH	37	(3)	12	J NEALE	9	(2)	12	L SMITH	7		12	D GARBETT	7		2003	L PATEMAN
13	L SMITH	6		13	J LYMER	36	(3)	13	S ANAND	5		13	C ROYTHORNE	6		13	J NEALE	6		2004	L PATEMAN
14	T BALDOCK	5	(2)	14	D GARBETT	30	(3)	13	M ALLSOPP	5		14	D GARBETT	5		13	M ALLSOPP	6		2005	M CHADWICK (5)
14	D GARBETT	5		15	S ANAND	25	(2)	13	T BALDOCK	5		15	T BALDOCK	4		15	J LYMER	5		2006	W LANDER
16	S ANAND	3		16	M ALLSOPP	21	(2)	16	C ROYTHORNE	4		15	T CHADWICK	4		16	T CHADWICK	4		2007	W LANDER
16	S REVITT	3	(2)	17	T BALDOCK	19	(8)	16	L SMITH	4	(2)	15	A BULLOCK	4		16	T BALDOCK	4	(2)	2008	W LANDER (3)
16	P LEVERS	3		18	G PEACH	17	(3)	16	D GARBETT	4		18	D BRENTNALL	3		18	S ANAND	3		2009	J SISMEY
16	J LAMB	3		19	A TURNBULL	14	(2)	19	S LANDER	3		18	G PEACH	3		19	S REVITT	2	(2)	2010	L PATEMAN
20	S LANDER	2		20	C ROYTHORNE	12	(2)	19	G PEACH	3		18	J LYMER	3		19	D BRENTNALL	2		2011	L PATEMAN
20	D McPEAKE	2		20	S LANDER	12	(2)	19	A TURNBULL	3		18	J LAMB	3		19	D McPEAKE	2		2012	L PATEMAN (5)
20	A BULLOCK	2		22	D McPEAKE	11		22	S REVITT	2		18	C BOWLES	3	(2)	19	R BLAKE	2		2013	J SISMEY
20	C ROYTHORNE	2		23	S REVITT	10	(5)	22	AJ McPEAKE	2		23	S REVITT	2		19	K LYE	2		2014	J SISMEY (3)
20	G PEACH	2	(2)	23	T CHADWICK	10		22	R SEAMAN	2		23	A DAVIES	2	(2)	19	P LEVERS	2		2015	N SISMEY (4)
20	C BOWLES	2		23	A BULLOCK	10	(3)	22	D McPEAKE	2		23	A TURNBULL	2		19	J LAMB	2		2016	S GOODLIP
26	T MEASHAM	1		26	T MEASHAM	9		22	T CHADWICK	2		26	M ROGERS	1		19	C ROYTHORNE	2		2017	S GOODLIP
26	K LYE	1		26	P LEVERS	9		22	J LAMB	2		26	I BRENTNALL	1		19	G PEACH	2		2018	S GOODLIP (4)
26	A DAVIES	1		26	J LAMB	9	(3)	22	R LITHERLAND	2		26	AJ McPEAKE	1		19	A TURNBULL	2		2019	A SMITH
26	A TURNBULL	1		29	N LAMBERT	7		29	K LYE	1		26	D McPEAKE	1		19	C BOWLES	2		2020	N/A
				30	T DINGLEY	6		29	R HILL	1		26	B JOHNSON	1		30	M ROGERS	1		2021	A SMITH
				31	AJ McPEAKE	5	(2)	29	R BLAKE	1		26	S LANDER	1		30	S MINNIS	1		2022	A SMITH (3)
				31	R SEAMAN	5	(3)	29	P LEVERS	1		26	R SEAMAN	1		30	I BRENTNALL	1			
				31	J LEVERS	5		29	J ROYTHORNE	1		26	G WESTON	1		30	S PANK	1			
				34	M ROGERS	4						26	T MEASHAM	1		30	T DINGLEY	1			
				34	S MINNIS	4						26	J LEVERS	1		30	S LANDER	1			
				34	K LYE	4						26	R BLAKE	1		30	G WESTON	1			
				34	C BOWLES	4						26	S ANAND	1		30	J LEVERS	1			
				38	D BRENTNALL	3						26	P LEVERS	1		30	R HILL	1			
				38	R BLAKE	3						26	J ROYTHORNE	1		30	S SUMNER	1			
				38	R CROSSLAND	3						26	K ALCOCK	1		30	R CROSSLAND	1			
				41	I BRENTNALL	2										30	J ROYTHORNE	1			
				41	R MASTERS	2															
				41	R LITHERLAND	2															
				44	P FOXLEY	1															
				44	S PANK	1															
				44	G WESTON	1															
				44	A FEARN	1															
				44	K PAYNE	1															
				44	J ROYTHORNE	1															
				44	K ALCOCK	1															
				44	A DAVIES	1															
				44	J CHELL	1															

IQR Means Individual Qualifying Rounds I.E. Yellow, Green, Red and Blue Lane on a Normal Club Night

JUNIOR STATISTICS 1992-2023 - AFTER DHORC 666

Sheet 1 of 4 (Note: Highlighted Names are Current 2023 Members, CS = Best Consecutive Results)

MEETINGS ATTENDED			RACES COMPLETED			DRIVER RANKING			FINALS WON			
Pos	JUNIOR	No	Pos	JUNIOR	No	Pos	JUNIOR	SCORE	Pos	JUNIOR	No	CS
1	A TURNBULL	152	1	R LITHERLAND	917	1	* L SMITH	1.113	1	R LITHERLAND	61	(5)
1	R LITHERLAND	152	2	A TURNBULL	905	2	* A HUGHES	1.175	2	J HENRY	59	(3)
3	T CHADWICK	147	3	L TURNBULL	807	3	* AJ McPEAKE	1.275	3	A HALL	56	
4	L TURNBULL	133	4	T CHADWICK	774	4	* L BOWLES	1.388	3	A TURNBULL	56	(2)
5	F HOLMES	130	5	F HOLMES	769	5	* J MELLOR	1.400	5	T CHADWICK	51	
6	G REYES-ENGLAND	128	6	G REYES-ENGLAND	766	6	* J HENRY	1.438	6	J SISMEY	47	
7	J HENRY	127	7	J HENRY	658	7	* A HALL	1.475	7	J MELLOR	36	
8	J SISMEY	120	8	J SISMEY	654	8	* R LITHERLAND	1.600	8	H SMITH	35	(2)
9	R REES	103	9	Z ROYTHORNE	602	9	* T MEASHAM	1.638	9	L SMITH	33	
10	H SMITH	101	10	H SMITH	559	10	* A TURNBULL	1.663	10	P CONNALLY	32	(2)
11	Z ROYTHORNE	100	11	T MEASHAM	550	11	* T CHADWICK	1.825	11	M MINNIS	31	(2)
12	P CONNALLY	95	12	L BROOKS	539	12	* J SISMEY	1.838	11	A HUGHES	31	
13	C BRENTNALL	94	13	B ROYTHORNE	504	13	* M MINNIS	2.000	11	L BOWLES	31	
14	T MEASHAM	93	14	P CONNALLY	500	14	* J PATEMAN	2.025	14	AJ McPEAKE	30	(2)
15	B ROYTHORNE	84	15	A HALL	490	15	* P CONNALLY	2.175	14	C BRENTNALL	30	(2)
16	L BROOKS	83	16	C BRENTNALL	486	16	* H SMITH	2.275	14	J PATEMAN	30	
17	J MELLOR	82	17	J MELLOR	481	16	* C BRENTNALL	2.275	14	G REYES-ENGLAND	30	
18	A HALL	80	18	R REES	467	18	* J LAWSON	2.300	18	C BOWLES	28	
19	C BOWLES	78	19	J PATEMAN	428	18	* C BULLOCK	2.300	18	L TURNBULL	28	(2)
20	T PANK	74	20	C BOWLES	402	20	* C BOWLES	2.313	20	F HOLMES	26	
21	J PATEMAN	71	21	C BULLOCK	391	21	* K ASHWORTH	2.613	21	B ROYTHORNE	25	(2)
21	J LAWSON	71	22	K LEVERS	381	22	* N GULL	2.763	21	Z ROYTHORNE	25	(3)
23	M MINNIS	68	23	T PANK	378	23	* T PANK	2.800	23	R REES	24	
24	C BULLOCK	66	24	A HUGHES	372	24	* Z ROYTHORNE	3.038	24	J STEVENSON	23	
24	K LEVERS	66	24	Ca HOLLAND	372	25	* K LEVERS	3.125	24	T MEASHAM	23	(3)
26	AJ McPEAKE	65	26	J MARTINEZ	369	26	* K ALI	3.188	26	L BROOKS	21	(2)
27	L BOWLES	64	27	J LAWSON	364	27	* L TURNBULL	3.238	27	T PANK	20	
28	A HUGHES	61	28	L SMITH	352	28	* B ROYTHORNE	3.250	27	J LAWSON	20	(2)
28	Ca HOLLAND	61	28	M LITHERLAND	352	29	* J THOMPSON	3.288	29	K LEVERS	15	
30	J MARTINEZ	59	30	M MINNIS	343	30	* P WALKER	3.325	30	D BARKER	14	
31	L SMITH	55	31	AJ McPEAKE	326	31	* J LISTER	3.700	30	M LITHERLAND	14	
32	J STEVENSON	54	32	B BROOKS	325	32	* T GREEN	3.725	32	J MARTINEZ	13	
33	M LITHERLAND	53	33	L BOWLES	311	33	* P MARTIN	3.763	33	C DAVENPORT	12	
34	D BARKER	51	34	D PAUL	308	33	* R COOK	3.763	33	K ALI	12	
34	B BROOKS	51	35	L CHADWICK	277	35	* C DAVENPORT	3.775	33	D PAUL	12	(2)
36	D PAUL	49	36	J STEVENSON	276	36	* S SLATER	3.813	36	M McNULTY	10	
37	S SCHULE	47	37	D BARKER	266	37	* K SCHOFIELD	3.888	36	P MARTIN	10	
37	L CHADWICK	47	38	P MARTIN	263	38	* K COOK	4.050	36	S BOWMAN	10	
39	P WALKER	46	39	S BOWMAN	244	39	* F HOLMES	4.250	39	G HADDON	9	
40	P MARTIN	45	40	P WALKER	236	40	* G HADDON	4.500	39	T GREEN	9	
41	J LISTER	41	41	S SCHULE	234	41	* E HENRY	4.650	39	N GULL	9	
41	S BOWMAN	41	41	J LISTER	234	42	* G REYES-ENGLAND	4.738	39	M BRADLEY	9	
43	J HAGUES	38	43	J HAGUES	221	43	* A OXSPRING	4.750	43	K SCHOFIELD	8	
44	K ALI	30	44	R COOK	197	44	* R REES	4.800	43	L CHADWICK	8	
45	M McNULTY	29	45	M BRADLEY	194	45	* M BRADLEY	4.900	43	C BULLOCK	8	
45	J BULLOCK	29	46	D JACKSON	190	46	* D BARKER	5.038	43	B BROOKS	8	(2)
45	R COOK	29	47	I BRADLEY	189	47	* J STEVENSON	5.125	43	Ca HOLLAND	8	
45	A OXSPRING	29	48	K ALI	185	48	* R HUGHES	5.275	43	H TAYLOR	8	
45	I BRADLEY	29	48	E JACKSON	185	49	* J ELMORE	5.600	49	R LEY	7	
45	M BRADLEY	29	50	N BRADFORD	172	49	* J MARTINEZ	5.600	49	A CHATTLE	7	

(Driver Ranking = Average Position In Qualifying, Final Position, Fastest Lap & Race Laps Over Last 20 club nights)

JUNIOR STATISTICS 1992-2023 - AFTER DHORC 666

Sheet 2 of 4 (Note: Highlighted Names are Current 2023 Members, CS = Best Consecutive Results)

MEETINGS ATTENDED		RACES COMPLETED		DRIVER RANKING		FINALS WON						
Pos	JUNIOR	No	Pos	JUNIOR	No	Pos	JUNIOR	SCORE	Pos	JUNIOR	No	CS
45	D JACKSON	29	51	A BRADFORD	169	51	* M SEO	5.675	49	A BRADFORD	7	
52	C DAVENPORT	28	52	M SEO	163	52	* A CHATTLE	5.863	49	J THOMPSON	7	
52	E HENRY	28	52	K COOK	163	53	* L CHADWICK	6.025	53	S SLATER	6	(2)
52	E JACKSON	28	52	A OXSPRING	163	54	* J WATSON	6.063	53	P WALKER	6	(2)
55	K SCHOFIELD	27	52	S ROYTHORNE	163	55	* M LITHERLAND	6.250	53	G CONNALLY	6	
56	N GULL	26	56	N GULL	156	56	* M McNULTY	6.288	53	E HENRY	6	
56	N BRADFORD	26	57	M McNULTY	154	57	* J BULLOCK	6.300	53	R COOK	6	
58	G HADDON	25	57	J PERRY	154	58	* B BROOKS	6.488	53	E JACKSON	6	
58	A BRADFORD	25	59	R HUGHES	151	59	* D PAUL	6.550	53	D JACKSON	6	(2)
58	S ROYTHORNE	25	60	J BULLOCK	150	60	* D JACKSON	7.088	53	T JAMES	6	(2)
61	K COOK	24	61	C DAVENPORT	149	61	* H TAYLOR	7.513	53	J HAGUES	6	(2)
61	J PERRY	24	62	K SCHOFIELD	144	62	* S SCHULE	7.825	62	L HAWLEY	5	
63	A CHATTLE	23	63	E HENRY	143	63	* S BOWMAN	8.050	62	J BULLOCK	5	
63	L STOTT-ZAFIROPOULOS	23	64	G HADDON	138	64	* E STOTT-ZAFIROPOULOS	8.063	62	A HARTLEY	5	(2)
63	J ELMORE	23	65	A CHATTLE	136	65	* S MAFFIN	8.275	62	B CARRINGTON	5	
66	J WATSON	22	66	L STOTT-ZAFIROPOULOS	135	66	* L BROOKS	8.475	62	K ASHWORTH	5	
66	R MAFFIN	22	67	H TAYLOR	134	67	* S MARTINEZ	8.600	62	M WARREN	5	
66	T GREEN	22	68	K ASHWORTH	132	68	* T SHARP	8.663	62	K COOK	5	
66	R HUGHES	22	68	J ELMORE	132	69	* L STOTT-ZAFIROPOULOS	8.900	62	N BRADFORD	5	
66	E STOTT-ZAFIROPOULOS	22	70	T JAMES	131	70	* Ca HOLLAND	8.913	62	I PAUL	5	(2)
66	J THOMPSON	22	71	E STOTT-ZAFIROPOULOS	130	71	* R MAFFIN	8.988	62	JJ HUGHES-DOWD	5	
72	K ASHWORTH	21	72	B RILEY	124	72	* N BRADFORD	9.550	72	A REES	4	
72	H TAYLOR	21	73	T GREEN	119	73	* I BRADLEY	9.688	72	J WATSON	4	
72	S MARTINEZ	21	74	S MARTINEZ	117	74	* J HAGUES	9.800	72	T SHARP	4	
75	S SLATER	20	75	J WATSON	113	75	* S ROYTHORNE	10.000	72	M WATTS	4	
75	T SHARP	20	76	R MAFFIN	109	76	* A BRADFORD	10.775	72	J LISTER	4	
75	S MAFFIN	20	77	S SLATER	108	77	* T JAMES	10.863	72	B JEFFRIES	4	
75	T JAMES	20	77	B CARRINGTON	108	78	* E JACKSON	12.500	72	E STOTT-ZAFIROPOULOS	4	
79	B RILEY	19	79	T SHARP	103	79	* J PERRY	13.813	72	L STOTT-ZAFIROPOULOS	4	
79	E DOYLE	19	79	J GRATTON	103	N/A	L CAPEWELL	2.438	72	J ELMORE	4	
81	B CARRINGTON	18	81	S MAFFIN	99	N/A	JJ HUGHES-DOWD	2.359	72	S ROYTHORNE	4	
82	R LEY	17	82	M WARREN	98	N/A	S GILLARD	2.725	72	E DOYLE	4	
82	G CONNALLY	17	83	F McCANDLESS	96	N/A	M WARREN	2.817	83	A PANK	3	
82	J GRATTON	17	84	R LEY	92	N/A	A WATHEY	3.545	83	C CLARK	3	
85	JJ HUGHES-DOWD	16	85	G CONNALLY	91	N/A	K JACKSON	3.563	83	R HUGHES	3	
86	A HARTLEY	15	86	A HARTLEY	83	N/A	T REES	3.667	83	J PERRY	3	
86	J MOSEDALE	15	87	J THOMPSON	80	N/A	S TAGUE	3.813	83	J BLURTON	3	
86	M WARREN	15	88	A WATHEY	72	N/A	A FEARN	3.850	88	C WOODCOCK	2	
86	T STEVENSON	15	88	J MOSEDALE	72	N/A	E DOYLE	3.895	88	Mat McNULTY	2	
90	C KAVANAGH	13	88	B JEFFRIES	72	N/A	J WOODHOUSE	3.950	88	J MOSEDALE	2	
90	M WATTS	13	91	M WATTS	69	N/A	N ZIMMERMANN	3.969	88	D SPENCER	2	
92	J DOBBINS	12	92	I PAUL	68	N/A	R LEY	4.103	88	N ZIMMERMANN	2	
92	F McCANDLESS	12	93	C KAVANAGH	65	N/A	C CLARK	4.179	88	A OXSPRING	2	
94	A PANK	11	93	E DOYLE	65	N/A	D SPENCER	4.375	88	L BLAKE	2	
94	A WATHEY	11	95	D JEFFRIES	62	N/A	N BLACK	4.375	88	D JEFFRIES	2	(2)
94	N McDONALD	11	96	A FEARN	61	N/A	M BUCKLEY	4.417	88	J GRATTON	2	
97	S GILLARD	10	96	I MATTHEWS	61	N/A	M WESTON	4.438	88	F McCANDLESS	2	
97	A FEARN	10	98	J DOBBINS	60	N/A	T KERR	4.458	88	I BRADLEY	2	
97	I MATTHEWS	10	99	A PANK	58	N/A	L BLAKE	4.500	88	E PAUL	2	(2)
100	L HAWLEY	9	99	JJ HUGHES-DOWD	58	N/A	M YEOMANS	4.563	88	B RILEY	2	

JUNIOR STATISTICS 1992-2023 - AFTER DHORC 666

Sheet 3 of 4 (Note: Highlighted Names are Current 2023 Members, CS = Best Consecutive Results)

MEETINGS ATTENDED		RACES COMPLETED		DRIVER RANKING		FINALS WON					
Pos	JUNIOR	No	Pos	JUNIOR	No	Pos	JUNIOR	No	CS		
100	D NEALE	9	101	N McDONALD	57	N/A	T STEVENSON	5.033	88	J McDONALD	2
100	C WOODCOCK	9	102	J BLURTON	56	N/A	I MATTHEWS	5.075	88	T KERR	2
100	Mat McNULTY	9	103	Ca BLURTON	55	N/A	J DOBBINS	5.083	88	J WOODHOUSE	2
100	B JEFFRIES	9	104	E PAUL	54	N/A	N McDONALD	5.114	104	S GILLARD	1
100	D JEFFRIES	9	105	T STEVENSON	52	N/A	A HARTLEY	5.212	104	C KAVANAGH	1
100	I PAUL	9	106	N ZIMMERMANN	51	N/A	B REES	5.350	104	D NEALE	1
100	E PAUL	9	107	S GILLARD	50	N/A	J MOSEDALE	5.462	104	A MILNER	1
108	M SEO	8	107	L HAWLEY	50	N/A	M WILLIS	5.750	104	T REES	1
108	TI REES	8	109	S LIVESEY	49	N/A	B CARRINGTON	5.847	104	R MAFFIN	1
108	C BARTLETT	8	110	C BARTLETT	48	N/A	E WOODHOUSE	6.333	104	T ALLDREAD	1
108	Ca BLURTON	8	111	Mat McNULTY	47	N/A	J McDONALD	6.458	104	M HART	1
108	J BLURTON	8	112	C WOODCOCK	46	N/A	B JEFFRIES	6.472	104	S MAFFIN	1
113	A MILNER	7	113	D NEALE	44	N/A	L BELL	6.550	104	D GEBAUERS	1
113	A REES	7	114	C CLARK	41	N/A	D GEBAUERS	6.750	104	L BELL	1
113	C CLARK	7	115	TI REES	40	N/A	D NEALE	7.083	104	M SEO	1
113	N ZIMMERMANN	7	116	A REES	38	N/A	L HAWLEY	7.083	104	A FEARN	1
113	M BUCKLEY	7	116	J McDONALD	38	N/A	D JEFFRIES	7.111	104	I MATTHEWS	1
118	M HART	6	118	A MILNER	36	N/A	Mat McNULTY	7.167	104	M WILLIS	1
118	S LIVESEY	6	119	B REES	35	N/A	C BARTLETT	7.344	104	B REES	1
118	SM BLURTON	6	120	M BUCKLEY	33	N/A	J GRATTON	7.426	104	S TAGUE	1
118	J McDONALD	6	121	M HART	31	N/A	M WATTS	7.519	104	L CAPEWELL	1
118	T KERR	6	121	A PARKIN	31	N/A	C WOODCOCK	8.056	104	M BUCKLEY	1
123	L BELL	5	121	SM BLURTON	31	N/A	R FREEMAN	8.417	104	S LIVESEY	1
123	B REES	5	124	L PARKIN	30	N/A	H MOHAMMED	8.500	104	L PARKIN	1
123	L BLAKE	5	125	K JACKSON	29	N/A	G CONNALLY	8.588	104	A PARKIN	1
123	A PARKIN	5	125	M WESTON	29	N/A	B RILEY	8.697	104	R FREEMAN	1
123	L PARKIN	5	125	R FREEMAN	29	N/A	A STOTT	8.750	104	S MARTINEZ	1
123	J WOODHOUSE	5	128	L BELL	26	N/A	A MILNER	8.786	104	E DOYLE	1
129	D SPENCER	4	128	M YEOMANS	26	N/A	M HART	9.417	104	T STEVENSON	1
129	M YEOMANS	4	130	S TAGUE	24	N/A	Ca BLURTON	9.594			
129	M WILLIS	4	130	T KERR	24	N/A	J BLURTON	9.781			
129	S TAGUE	4	132	D SPENCER	23	N/A	A PANK	10.114			
129	K JACKSON	4	133	J WOODHOUSE	22	N/A	T ALLDREAD	10.167			
129	L CAPEWELL	4	134	M WILLIS	20	N/A	E GIBBS	10.417			
129	M WESTON	4	134	L CAPEWELL	20	N/A	F McCANDLESS	10.558			
136	T REES	3	136	T REES	16	N/A	C KAVANAGH	10.692			
136	D ALLDREAD	3	136	T ALLDREAD	16	N/A	TI REES	10.719			
136	T ALLDREAD	3	136	D GEBAUERS	16	N/A	D ALLDREAD	10.750			
136	D GEBAUERS	3	139	D ALLDREAD	15	N/A	A REES	10.786			
136	E GIBBS	3	139	E GIBBS	15	N/A	SM BLURTON	10.833			
136	R FREEMAN	3	139	E WOODHOUSE	15	N/A	A PARKIN	11.300			
136	E WOODHOUSE	3	142	H MOHAMMED	14	N/A	E PAUL	11.806			
143	N BLACK	2	143	L BLAKE	13	N/A	L PARKIN	12.900			
144	H MOHAMMED	1	144	N BLACK	10	N/A	S LIVESEY	13.083			
144	A STOTT	1	145	A STOTT	5	N/A	I PAUL	13.667			

Outright Track Record Holders After DHORC 666

Adults

Pos	Name	Qualifying	F1	GC	F1	GC	Total
			Fastest Laps	Fastest Laps	Race Laps	Race Laps	
1	L Pateman	34	46	63	28	49	220
2	S Goodlip	20	34	10	29	16	109
3	A Smith	28	11	27	13	24	103
4	N Sismey	15	8	11	15	16	65
5	J Sismey	15	7	8	14	12	56
6	M Chadwick	12			8	9	29
7	W Lander	9	5	3	6		23
8	P Rees	3	3		11	3	20
9	A McPeake	4	3	5	7		19
10	J Tague	4	3	2	3	5	17
11	J Lymer	4	2	1	2	1	10
12	T Baldock	3	1	1	1	2	8
13	D Garbett	1	1	1	3	1	7
14	L Smith	2	1	3			6
14	A Turnbull	1	2		3		6
16	C Roythorne		2	2		1	5
17	J Neale				2	1	3
17	S Anand	1			1	1	3
17	T Chadwick		1		2		3
17	J Lamb	1		1	1		3
21	M Allsopp				2		2
21	S Lander			1	1		2
21	C Bowles	1	1				2
24	G Peach		1				1
24	D McPeake		1				1
24	J Roythorne				1		1
24	S Pank				1		1
Total		148	122	130	136	135	725

Note: Some Records Can Be Held By More Than One Member - Highlighted Names 2023 Members

Outright Track Record Holders After DHORC 666

Juniors

Pos	Name	Qualifying	F1	GC	F1	GC	Total
			Fastest Laps	Fastest Laps	Race Laps	Race Laps	
1	A Turnbull	31	22	16	34	17	120
2	R Litherland	24	21	26	14	28	113
3	J Sismey	15	15	12	11	17	70
4	A Hall	12	9	6	13	11	51
5	T Chadwick	7	6	10	7	19	49
6	AJ McPeake	10	9	4	9	4	36
7	L Bowles	13	4	5	4	9	35
8	T Measham	6	4	1	13	3	27
8	J Henry	2	9	5	9	2	27
10	J Mellor	10	4	4	2	4	24
11	H Smith	7	4	5	3	2	21
12	M Minnis	6	2	4	2	5	19
13	Z Roythorne	2	2	6		8	18
14	J Pateman	4	4	5	1	3	17
15	B Roythorne	1	1	6		2	10
16	J Lawson	1	2	2	3		8
17	F Holmes	1	3	2	3		9
17	C Brentnall		2	3		4	9
19	A Hughes	2	1	5			8
19	L Smith		4		4		8
21	T Pank		1	3	2		6
21	C Bowles	2	1		1	2	6
23	P Connally		1	3			4
23	R Rees	1	1	1		1	4
23	K Ashworth	1	1	1		1	4
23	L Turnbull	1	1		2		4
27	K Levers		1		1	1	3
28	P Martin		1		1		2
28	N Gull		1		1		2
30	Ca Holland			1			1
30	E Henry		1				1
30	C Clark					1	1
30	K All				1		1
30	B Brooks				1		1
30	J Elmore		1				1
30	S Roythorne			1			1
30	JJ Hughes-Dowd	1					1
30	A Hartley			1			1
Total		160	139	138	142	144	723

Note: Some Records Can Be Held By More Than One Member - Highlighted Names 2023 Members

DHORC Statistics 2023

Poles		Adult			Junior			Poles	
Records		Name	Total	2023	Name	Total	2023	Records	
All Time		L Pateman	126	4	L Bowles	24	6	All Time	
L Pateman	126	S Goodlip	89	2	H Smith	11		R Litherland	61
Season		N Sismey	85		J Lawson	10		Season	
S Goodlip	17	A Smith	52	2	JJ Hughes-Dowd	3	2	L Smith	21
		P Rees	19	1					
		D Garbett	5						
		G Peach	2						
		C Bowles	2						
		A Turnbull	1						
Race Wins		Adult			Junior			Race Wins	
Records		Name	Total	2023	Name	Total	2023	Records	
All Time		L Pateman	118	2	L Bowles	22	6	All Time	
L Pateman	118	S Goodlip	86	3	H Smith	12		A Hall	49
Season		N Sismey	85		J Lawson	10		Season	
W Lander	16	A Smith	46	2	JJ Hughes-Dowd	3	2	L Smith	20
		P Rees	29	1	J Thompson	1		A Hall	20
		D Garbett	4		J Woodhouse	1			
		G Peach	3		E Doyle	1			
		A Turnbull	3						
		R Litherland	2						
Fast Laps		Adult			Junior			Fast Laps	
Records		Name	Total	2023	Name	Total	2023	Records	
All Time		L Pateman	284	4	L Bowles	23	7	All Time	
L Pateman	284	A Smith	56	4	H Smith	18		J Sismey	59
Season		S Goodlip	54		J Lawson	9		Season	
L Pateman	19	N Sismey	50		JJ Hughes-Dowd	2	1	L Smith	21
A Smith	19	P Rees	12						
		D Garbett	5						
		G Peach	3						
		C Bowles	3						
		A Turnbull	2						
Race Laps		Adult			Junior			Race Laps	
Records		Name	Total	2023	Name	Total	2023	Records	
All Time		L Pateman	185	3	L Bowles	24	7	All Time	
L Pateman	185	N Sismey	90		H Smith	10		R Litherland	63
Season		S Goodlip	69	3	J Lawson	9		Season	
W Lander	16	A Smith	59	2	JJ Hughes-Dowd	2	1	A Hall	22
		P Rees	23		J Woodhouse	1			
		D Garbett	7		E Doyle	1			
		G Peach	2						
		A Turnbull	2						
		C Bowles	2						

Current Members Best Ever Position Records after DHORC 666

Qualifying					Final Position					Fastest Laps					Race Laps				
Pos	Adult	DHORC	Gap	Date	Pos	Adult	DHORC	Gap	Date	Pos	Adult	DHORC	Gap	Date	Pos	Adult	DHORC	Gap	Date
1	L Pateman	666	0	02-May-23	1	L Pateman	666	0	02-May-23	1	A Smith	666	0	02-May-23	1	L Pateman	666	0	02-May-23
1	A Smith	664	2	04-Apr-23	1	P Rees	665	1	02-May-23	1	L Pateman	665	1	02-May-23	1	S Goodlip	665	1	02-May-23
1	S Goodlip	663	3	14-Mar-23	1	S Goodlip	664	2	04-Apr-23	1	D Garbett	657	9	13-Dec-22	1	A Smith	661	5	21-Feb-23
1	P Rees	661	5	21-Feb-23	1	A Smith	661	5	21-Feb-23	1	S Goodlip	653	13	08-Nov-22	1	D Garbett	657	9	13-Dec-22
1	C Bowles	647	19	09-Aug-22	1	R Litherland	652	14	18-Oct-22	1	A Turnbull	625	41	19-Oct-22	1	C Bowles	653	13	08-Nov-22
1	A Turnbull	635	31	22-Feb-22	1	A Turnbull	649	17	27-Sep-22	1	C Bowles	612	54	07-Nov-19	1	P Rees	649	17	27-Sep-22
1	D Garbett	625	41	19-Oct-21	1	N Sismey	645	21	28-Jun-22	1	L Smith	591	75	23-Feb-19	1	N Sismey	645	21	28-Jun-22
1	N Sismey	613	53	07-Jan-20	1	D Garbett	611	55	29-Oct-19	1	G Peach	565	101	24-Feb-18	1	A Turnbull	635	31	22-Feb-22
1	L Smith	591	75	23-Feb-19	1	L Smith	586	100	24-Feb-18	1	N Sismey	511	155	27-Feb-16	1	L Smith	579	87	04-Sep-18
1	G Peach	565	101	24-Feb-18	1	G Peach	537	129	25-Feb-17	1	P Rees	497	169	30-Jun-15	1	G Peach	565	101	24-Feb-18
2	R Litherland	624	42	28-Sep-21	2	C Bowles	600	66	09-Jul-19	2	R Litherland	624	42	28-Sep-21	2	R Litherland	624	42	28-Sep-21
4	D Turnbull	658	8	13-Dec-22	3	D Turnbull	527	139	13-Sep-16	4	L Blacker	658	8	13-Dec-22	4	L Blacker	642	24	17-May-22
4	L Blacker	650	16	27-Sep-22	4	S Smith	537	129	25-Feb-17	4	D Turnbull	564	102	24-Feb-18	4	S Smith	537	129	25-Feb-17
5	S Gray	627	39	09-Nov-21	5	S Gray	627	39	09-Nov-21	6	H Smith	658	8	13-Dec-22	5	D Turnbull	596	70	09-Apr-19
7	M Dutton	649	17	27-Sep-22	6	L Blacker	655	11	29-Nov-22	6	J Lawson	650	16	27-Sep-22	6	R Lawson	530	136	18-Oct-16
7	R Lawson	629	37	30-Nov-21	6	R Lawson	530	136	18-Oct-16	6	S Gray	635	31	22-Feb-22	7	S Gray	627	39	09-Nov-21
7	S Smith	538	128	25-Feb-17	7	J Lawson	650	16	27-Sep-22	7	S Smith	657	9	13-Dec-22	8	H Smith	657	9	13-Dec-22
8	J Lawson	650	16	27-Sep-22	8	L Bowles	662	4	21-Feb-23	8	JJ Hughes-Dowd	665	1	02-May-23	8	J Lawson	650	16	27-Sep-22
8	L Bowles	648	18	09-Aug-22	8	H Smith	657	9	13-Dec-22	8	L Bowles	662	4	21-Feb-23	8	M Dutton	647	19	09-Aug-22
9	JJ Hughes-Dowd	655	11	29-Nov-22	8	M Dutton	649	17	27-Sep-22	8	R Lawson	530	136	18-Oct-16	9	JJ Hughes-Dowd	655	11	29-Nov-22
10	D Hughes-Dowd	665	1	03-May-23	9	JJ Hughes-Dowd	655	11	29-Nov-22	9	M Dutton	649	17	27-Sep-22	9	L Bowles	648	18	09-Aug-22
10	H Smith	657	9	13-Dec-22	11	D Latham	661	5	21-Feb-23	11	A Stevenson	655	11	29-Nov-22	11	A Stevenson	657	9	13-Dec-22
10	A Woodhouse	647	19	09-Aug-22	13	D Hughes-Dowd	665	1	02-May-23	12	A Woodhouse	647	19	09-Aug-22	11	A Thompson	655	11	29-Nov-22
10	A Thompson	646	20	28-Jun-22	13	A Thompson	645	21	28-Jun-22	12	A Thompson	644	22	07-Jun-22	12	D Hughes-Dowd	665	1	02-May-23
11	A Stevenson	658	8	13-Dec-22	14	A Stevenson	657	9	13-Dec-22	13	D Hughes-Dowd	656	10	29-Nov-22	12	D Latham	661	5	21-Feb-23
12	D Latham	661	5	21-Feb-23	14	A Woodhouse	647	19	09-Aug-22	15	D Latham	661	5	21-Feb-23	12	A Woodhouse	647	19	09-Aug-22
Pos	Junior	DHORC	Gap	Date	Pos	Junior	DHORC	Gap	Date	Pos	Junior	DHORC	Gap	Date	Pos	Junior	DHORC	Gap	Date
1	L Bowles	666	0	02-May-23	1	L Bowles	666	0	02-May-23	1	L Bowles	666	0	02-May-23	1	L Bowles	666	0	02-May-23
1	JJ Hughes-Dowd	665	1	02-May-23	1	JJ Hughes-Dowd	665	1	02-May-23	1	JJ Hughes-Dowd	664	2	04-Apr-23	1	JJ Hughes-Dowd	663	3	14-Mar-23
1	H Smith	658	8	13-Dec-22	1	H Smith	657	9	13-Dec-22	1	H Smith	658	8	13-Dec-22	1	H Smith	657	9	13-Dec-22
1	J Lawson	656	10	29-Nov-22	1	J Lawson	656	10	29-Nov-22	1	J Lawson	655	11	29-Nov-22	1	J Lawson	656	10	29-Nov-22
2	E Doyle	660	6	31-Jan-23	1	E Doyle	649	17	27-Sep-22	2	J Woodhouse	647	19	09-Aug-22	1	E Doyle	649	17	27-Sep-22
2	J Thompson	636	30	22-Feb-22	1	J Woodhouse	647	19	09-Aug-22	2	E Doyle	646	20	28-Jun-22	1	J Woodhouse	647	19	09-Aug-22
3	T Stevenson	661	5	21-Feb-23	1	J Thompson	640	26	26-Apr-22	2	J Thompson	636	30	22-Feb-22	2	J Thompson	636	30	22-Feb-22
3	J Woodhouse	648	18	09-Aug-22	2	T Stevenson	653	13	08-Nov-22	4	T Stevenson	659	7	10-Jan-23	5	E Woodhouse	663	3	14-Mar-23
5	E Woodhouse	663	3	14-Mar-23	5	E Woodhouse	663	3	14-Mar-23	6	E Woodhouse	660	6	31-Jan-23	5	T Stevenson	653	13	08-Nov-22

Distance Covered In DHORC Club Championship 2023							
Pos	Competitor	Class	Laps	Feet	Feet / Race	Miles	Races
1	S Goodlip	A	871.7	85,194	2,434	16.1	35
2	L Pateman	A	828.7	81,037	2,456	15.3	33
3	A Smith	A	820.6	80,244	2,360	15.2	34
5	N Sismey	A	804.4	78,108	2,297	14.8	34
6	P Rees	A	788.1	77,811	2,161	14.7	36
4	G Peach	A	786.6	77,413	2,150	14.7	36
7	A Turnbull	A	769.0	75,936	2,233	14.4	34
8	L Blacker	A	717.1	69,776	1,886	13.2	37
9	D Turnbull	A	699.3	67,945	1,998	12.9	34
11	JJ Hughes-Dowd	J	615.4	60,430	1,831	11.4	33
10	L Bowles	J	618.7	60,389	1,887	11.4	32
15	C Bowles	A	586.4	57,782	2,222	10.9	26
13	S Gray	A	580.8	56,063	1,869	10.6	30
14	D Hughes-Dowd	A	559.8	54,925	1,569	10.4	35
12	R Litherland	A	494.3	46,022	2,092	8.7	22
20	A Stevenson	A	395.9	37,567	1,789	7.1	21
18	T Stevenson	J	374.5	35,571	1,317	6.7	27
24	J Thompson	A	343.3	32,683	1,720	6.2	19
25	S Smith	A	289.3	29,894	1,868	5.7	16
26	A Thompson	A	301.9	29,195	1,825	5.5	16
27	H Smith	J	277.0	28,581	1,786	5.4	16
16	R Lawson	A	292.5	26,981	1,686	5.1	16
17	D Latham	A	254.3	26,589	1,662	5.0	16
19	J Lawson	J	272.8	25,088	1,568	4.8	16
21	A Woodhouse	A	230.9	22,494	1,500	4.3	15
22	J Woodhouse	J	217.7	21,634	1,352	4.1	16
23	D Garbett	A	199.0	21,106	2,111	4.0	10
31	JJ Hughes-Dowd	A	176.5	17,182	1,909	3.3	9
28	E Woodhouse	J	160.9	16,057	1,070	3.0	15
29	E Doyle	J	145.9	15,513	1,724	2.9	9
35	H Smith	A	122.5	12,707	2,118	2.4	6
30	L Bowles	A	111.2	10,989	2,198	2.1	5
32	L Smith	A	89.0	9,456	1,576	1.8	6
33	J Lawson	A	89.0	7,921	1,584	1.5	5
34	M Dutson	A	66.7	6,403	1,601	1.2	4
Pos	Competitor	Class	14,951.7	1,462,685.3	1,868.9	277.0	754

Next Circuit



Nashville



Where Do We Race Next?

What Are The Records?

Who Has Been On The Podium?

Circuit History

The **Nashville Street Circuit** measures 2.17 miles (3.49 km) and includes 11 turns. Running adjacent to Nissan Stadium, the circuit's most notable feature is its 3,578-foot (1,091 m) straightaway across the Korean War Veterans Memorial Bridge, which spans the Cumberland River. The bridge layout makes the track the only one on the IndyCar circuit and one of the few in the world to cross a significant body of water.

The Music City Grand Prix became the first new street circuit race for the IndyCar Series since the Grand Prix of Houston in 2013. It also became Nashville's first IndyCar race since the Indy 200 was held at Nashville Superspeedway between 2001 and 2008. The Music City Grand Prix was scheduled as the sixth street circuit race of the 2021 season, joining the doubleheader at Detroit along with races at Long Beach, St. Petersburg, and Toronto.

Rounds 9&10		Nashville (USA)			Rounds 29&30		
Previous Results							
		Adults		1st	2nd	3rd	
DHORC 635	F1	22-Feb	2022	103' 6"	A Turnbull	N Sismey	P Rees
DHORC 636	GC	22-Feb	2022	103' 6"	A Smith	L Pateman	R Litherland
DHORC 667	F1	23-May	2023	103' 6"			
DHORC 650	GC	23-May	2023	103' 6"			
		Juniors		1st	2nd	3rd	
DHORC 635	F1	22-Feb	2022	103' 6"	L Bowles	J Thompson	
DHORC 636	GC	22-Feb	2022	103' 6"	L Bowles	J Thompson	
DHORC 667	F1	23-May	2023	103' 6"			
DHORC 650	GC	23-May	2023	103' 6"			
Circuit Records				Lap Length 103' 6"			
Qualifying							
F1	A Turnbull		22Feb22				
	42.9 Laps						
GC	L Pateman		22Feb22				
	58.5 Laps						
Fastest Laps							
F1	A Smith		22Feb22				
	6.99 secs						
GC	L Pateman		22Feb22				
	5.11 secs						
Race Laps							
F1	A Turnbull		22Feb22				
	24.4 Laps						
GC	L Pateman		22Feb22				
	31.2 Laps						
Final Points							
5.0 Points	P Rees		22Feb22				

DHORC 667 & 668

BIG MACHINE
MUSIC CITY
GRAND PRIX

NTT
INDYCAR
SERIES

Nashville Best Off Chart 1

Qualifying Combined					Final Points			
Pos	Adult	Laps	MPH	Date	Pos	Adult	Pts	Date
1	L Pateman	N/A	N/A	N/A	1	P Rees (M)	5.0	22-Feb-22
1	A Smith (M)	N/A	N/A	N/A	2	A Turnbull	4.5	22-Feb-22
1	P Rees (M)	N/A	N/A	N/A	3	D Garbett (M)	3.0	22-Feb-22
1	N Sismey (M)	N/A	N/A	N/A	3	C Bowles	3.0	22-Feb-22
1	S Goodlip	N/A	N/A	N/A	5	A Smith (M)	2.0	22-Feb-22
1	A Turnbull	N/A	N/A	N/A	6	N Sismey (M)	1.5	22-Feb-22
1	R Litherland	N/A	N/A	N/A	6	G Peach (M)	1.5	22-Feb-22
1	S Gray (M)	N/A	N/A	N/A	6	D Edwards	1.5	22-Feb-22
1	C Bowles	N/A	N/A	N/A	6	L Pateman	1.5	22-Feb-22
1	D Edwards	N/A	N/A	N/A	6	L Blacker	1.5	22-Feb-22
1	G Peach (M)	N/A	N/A	N/A	11	R Litherland	1.0	22-Feb-22
1	R Lawson	N/A	N/A	N/A	11	C Cooper	1.0	22-Feb-22
1	D Turnbull	N/A	N/A	N/A	11	S Gray (M)	1.0	22-Feb-22
1	L Blacker	N/A	N/A	N/A	14	A Thompson	0.0	22-Feb-22
Pos	Junior	Laps	MPH	Date	Pos	Junior	Pts	Date
1	J Lawson	N/A	N/A	N/A	1	L Bowles	2.0	22-Feb-22
1	L Bowles	N/A	N/A	N/A	2	J Thompson	1.5	22-Feb-22



Nashville Best Off Chart 2 - F1

Qualifying					Fastest Laps					Race Laps				
Pos	Adult	Laps	MPH	Date	Pos	Adult	Time	MPH	Date	Pos	Adult	Laps	MPH	Date
1	A Turnbull	42.9	8.409	22-Feb-22	1	A Smith (M)	6.99	10.096	22-Feb-22	1	A Turnbull	24.4	9.566	22-Feb-22
2	N Sismey (M)	42.6	8.351	22-Feb-22	2	A Turnbull	7.07	9.981	22-Feb-22	2	P Rees (M)	22.6	8.860	22-Feb-22
3	A Smith (M)	42.5	8.331	22-Feb-22	3	L Pateman	7.29	9.680	22-Feb-22	3	N Sismey (M)	22.4	8.782	22-Feb-22
4	G Peach (M)	40.3	7.900	22-Feb-22	4	C Bowles	7.43	9.498	22-Feb-22	4	A Smith (M)	21.9	8.586	22-Feb-22
5	L Pateman	39.2	7.684	22-Feb-22	5	P Rees (M)	7.58	9.310	22-Feb-22	5	D Garbett (M)	21.3	8.351	22-Feb-22
6	R Litherland	39.0	7.645	22-Feb-22	6	S Gray (M)	7.68	9.189	22-Feb-22	6	C Bowles	21.1	8.272	22-Feb-22
7	P Rees (M)	38.3	7.508	22-Feb-22	7	G Peach (M)	7.70	9.165	22-Feb-22	7	G Peach (M)	20.6	8.076	22-Feb-22
8	S Gray (M)	37.0	7.253	22-Feb-22	7	D Edwards	7.70	9.165	22-Feb-22	8	D Edwards	20.4	7.998	22-Feb-22
9	C Bowles	35.7	6.998	22-Feb-22	9	D Garbett (M)	7.78	9.070	22-Feb-22	9	L Pateman	19.9	7.802	22-Feb-22
10	D Edwards	35.3	6.920	22-Feb-22	10	N Sismey (M)	7.81	9.036	22-Feb-22	10	R Litherland	19.7	7.723	22-Feb-22
11	D Garbett (M)	32.4	6.351	22-Feb-22	11	C Cooper	7.83	9.013	22-Feb-22	10	S Gray (M)	19.7	7.723	22-Feb-22
12	C Cooper	31.6	6.194	22-Feb-22	12	R Litherland	7.86	8.978	22-Feb-22	12	C Cooper	17.7	6.939	22-Feb-22
13	L Blacker	31.5	6.175	22-Feb-22	13	A Thompson	9.24	7.637	22-Feb-22	13	L Blacker	16.1	6.312	22-Feb-22
14	A Thompson	29.2	5.724	22-Feb-22	14	L Blacker	9.28	7.604	22-Feb-22	14	A Thompson	15.9	6.234	22-Feb-22
Pos	Junior	Laps	MPH	Date	Pos	Junior	Time	MPH	Date	Pos	Junior	Laps	MPH	Date
1	L Bowles	35.0	6.861	22-Feb-22	1	L Bowles	8.56	8.244	22-Feb-22	1	L Bowles	19.0	7.449	22-Feb-22
2	J Thompson	26.9	5.273	22-Feb-22	2	J Thompson	9.88	7.143	22-Feb-22	2	J Thompson	15.5	6.077	22-Feb-22



Nashville Best Off Chart 3 - GC

Qualifying					Fastest Laps					Race Laps				
Pos	Adult	Laps	MPH	Date	Pos	Adult	Time	MPH	Date	Pos	Adult	Laps	MPH	Date
1	L Pateman	58.5	11.467	22-Feb-22	1	L Pateman	5.11	13.810	22-Feb-22	1	L Pateman	31.2	12.232	22-Feb-22
2	A Smith (M)	57.0	11.173	22-Feb-22	2	A Smith (M)	5.16	13.676	22-Feb-22	2	A Smith (M)	30.6	11.997	22-Feb-22
3	R Litherland	52.3	10.252	22-Feb-22	3	D Garbett (M)	5.60	12.601	22-Feb-22	3	D Garbett (M)	27.9	10.938	22-Feb-22
4	N Sismey (M)	51.8	10.154	22-Feb-22	4	R Litherland	5.66	12.468	22-Feb-22	4	A Turnbull	27.5	10.781	22-Feb-22
5	D Garbett (M)	51.3	10.056	22-Feb-22	5	A Turnbull	5.88	12.001	22-Feb-22	5	P Rees (M)	26.9	10.546	22-Feb-22
6	G Peach (M)	49.8	9.762	22-Feb-22	5	C Bowles	5.88	12.001	22-Feb-22	6	N Sismey (M)	26.8	10.507	22-Feb-22
7	A Turnbull	49.6	9.723	22-Feb-22	7	N Sismey (M)	5.93	11.900	22-Feb-22	7	R Litherland	26.3	10.311	22-Feb-22
8	P Rees (M)	48.8	9.566	22-Feb-22	8	C Cooper	5.97	11.820	22-Feb-22	7	C Bowles	26.3	10.311	22-Feb-22
9	D Edwards	47.5	9.311	22-Feb-22	9	P Rees (M)	6.24	11.309	22-Feb-22	9	G Peach (M)	25.0	9.801	22-Feb-22
10	C Bowles	43.8	8.586	22-Feb-22	10	G Peach (M)	6.25	11.291	22-Feb-22	10	D Edwards	24.0	9.409	22-Feb-22
11	S Gray (M)	40.7	7.978	22-Feb-22	11	D Edwards	6.32	11.166	22-Feb-22	11	L Blacker	23.6	9.252	22-Feb-22
12	L Blacker	39.8	7.802	22-Feb-22	12	L Blacker	6.52	10.823	22-Feb-22	12	S Gray (M)	22.4	8.782	22-Feb-22
13	C Cooper	34.9	6.841	22-Feb-22	13	S Gray (M)	6.98	10.110	22-Feb-22	13	C Cooper	19.4	7.606	22-Feb-22
14	A Thompson	34.0	6.665	22-Feb-22	14	A Thompson	7.15	9.870	22-Feb-22	13	A Thompson	19.4	7.606	22-Feb-22
Pos	Junior	Laps	MPH	Date	Pos	Junior	Time	MPH	Date	Pos	Junior	Laps	MPH	Date
1	L Bowles	43.3	8.488	22-Feb-22	1	L Bowles	6.62	10.660	22-Feb-22	1	L Bowles	23.2	9.095	22-Feb-22
2	J Thompson	31.2	6.116	22-Feb-22	2	J Thompson	7.83	9.013	22-Feb-22	2	J Thompson	16.9	6.626	22-Feb-22



LEXAN BODY CATALOGUE

Legends

SWB = 38mm (1.5")
between axle centres

LWB = 41mm (1.6")
between axle centres



AC Cobra
Convertible
LWB



Acura NSX
GT3 2017
LWB
30mm Clip



Alfa Romeo 155
Touring Car
LWB
29mm Clip



Alfa Romeo
BTCC
LWB
30mm Clip



Alfa Romeo
TZ3 Corsa
SWB
29mm Clip



Aston Martin
Vantage GT3
LWB



Audi
R8LMS GT3
LWB



Audi S3
BTCC
LWB
27mm Clip



Austin
Mini Cooper
SWB
28mm Clip



Bentley
Continental GT3
LWB
30mm Clip










BMW
320i Turbo Grp5
SWB
27mm Clip



BMW 1 Series
BTCC
LWB
29mm Clip








































BMW
M1
SWB
30mm Clip
















			
BMW M3 GT2 LWB 27mm Clip	BMW Z4 GT3 LWB	BMW Z8 Convertible LWB 30mm Clip	Bugatti EB110 SWB 32mm Clip
			
Bugatti Veyron LWB 31mm Clip			
			
Chevrolet Nastruck LWB 30mm Clip	Chevron B19 SWB or LWB 29mm Clip	Corvette C5r GT SWB 30mm Clip	Corvette C7r GT 2017 LWB 31mm Clip
			
Corvette C8r GT3 LWB	Corvette Daytona Prototype SWB 30mm Clip	Corvette 1969 Stingray SWB 30mm Clip	
			
Datsun 240Z SWB 27mm Clip	Datsun Fairlady 2000 LWB 26mm Clip	Dodge Challenger LWB 31mm Clip	

			
Ferrari 250 gt Berlinetta Lusso SWB 30mm Clip	Ferrari 250 GTO LWB 29mm Clip	Ferrari 308 GTb LWB 28mm Clip	Ferrari 365 GTb Daytona SWB 28mm Clip
			
Ferrari 488 Gte LWB 29mm Clip	Ferrari 512 LM SWB or LWB 29mm Clip	Ferrari 575 GTc LWB 30mm Clip	Ferrari 612 Can-Am SWB 32mm Clip
			
Ferrari F40 SWB 32mm Clip	Ferrari Testarossa SWB 32mm Clip	Ford Capri SWB 30mm Clip	Ford Escort SWB 29mm Clip
			
Ford Custom Van LWB 30mm Clip	Ford Focus RS BTCC LWB 29mm Clip	Ford 2006 GT LWB 29mm Clip	Ford 2016 GT LWB Body Pins Only
			
Ford GT40 SWB 29mm Clip	Ford 2005 Mustang LWB 27mm Clip		

			
Honda Civic BTCC LWB 28mm Clip	Honda Integra LWB 28mm Clip	Honda S2000 SWB 26mm Clip	
			
Jaguar D Type LWB 30mm Clip	Jaguar XJ 220 LWB 32mm Clip	Jaguar XJR 5 (Grp 44) SWB 32mm Clip	Jaguar XJR 9 (Grp C) SWB or LWB 33mm Clip
			
Jaguar XKR GT3 LWB 30mm Clip			Koenigsegg CCX LWB 30mm Clip
			
Lamborghini Contach SWB 29mm Clip	Lamborghini Huracan GT3 LWB 32mm Clip	Lamborghini Miura Concept LWB 30mm Clip	Lamborghini Miura Jota SWB 28mm Clip
			
Lancia LC2 SWB 31mm Clip	Lotus Elise LWB 27mm Clip	Lotus Espirit LWB	Lotus Europa LWB 31mm Clip

			
Matchbox Hi-Tailer LWB 33mm Clip	Mazda 787b (Grp C) LWB 30mm Clip	Mazda RX7 SWB 27mm Clip	McLaren F1 GTr LWB
			
McLaren MP4 12C GT3 LWB 28mm Clip	Mercedes Gullwing 300SL SWB	Mercedes 300SLR LWB	Mercedes CLK GTB LWB 30mm Clip
			
Mercedes DTM Car LWB 30mm Clip	MG 6GT BTCC LWB 28mm Clip	Mini Mini Cooper LWB 27mm Clip	Morris Minor LWB 27mm Clip
			
Mustang 1967 GT 500 SWB 30mm Clip	Mustang Mach 1 SWB 30mm Clip		
			
Nascar SWB 32mm Clip	Nissan 300ZX SWB 31mm Clip	Nissan March 86G Gtp SWB or LWB 30mm Clip	Nissan R390 GT LWB 32mm Clip

			
Nissan 1989 R89C LWB 32mm Clip	Nissan 1977 Skyline GT-R LWB 27mm Clip	Nissan R32 Skyline SWB 30mm Clip	Nissan Grp C SWB 32mm Clip
			
Pagani Huayra LWB 29mm Clip	Pagini Zonda C12 LWB 30mm Clip	Panoz 1999 LMP-1 LWB 32mm Clip	Peugeot 905 Grp C SWB or LWB 31mm Clip
			
Pontiac 1977 Firebird LWB 30mm Clip	Porsche 908 SWB 29mm Clip	Porsche 910 LWB 32mm Clip	Porsche 911 GT3 SWB 27mm Clip
			
Porsche 911 Turbo RSR GT3 LWB 28mm Clip	Porsche 917 SWB or LWB 31mm Clip	Porsche 934 Turbo RSR SWB 26mm Clip	Porsche 935 Turbo SWB 28mm Clip
			
Porsche 956 Grp C SWB 31mm Clip	Porsche 959 SWB 29mm Clip	Porsche 962 Grp C LWB 32mm Clip	

			
Renault Clio Cup Car LWB 30mm Clip	Renault Clio V6 LWB 29mm Clip	Renault Megane Trophy LWB 30mm Clip	Renault RS01 GT LWB 28mm Clip
			
Saleen S7 LWB	Sauber Mercedes C11 Grp C SWB or LWB 32mm Clip	Shadow MK 11a LWB 31mm Clip	Shelby Cobra Daytona Coupe SWB 31mm Clip
			
Subaru Levorg BTCC LWB 28mm Clip			
			
Toyota 88C-V Grp C SWB or LWB 32mm Clip	Toyota GT-One LWB	Triumph TR7 LWB 28mm Clip	TVR Sagaris LWB
			
Wiesmann GT MF5 SWB or LWB			Zakspeed Grp 5 Capri SWB or LWB 30mm Clip

Where is DHORC?

Derby HO Racing Club 

www.dhorc.co.uk

dhorc



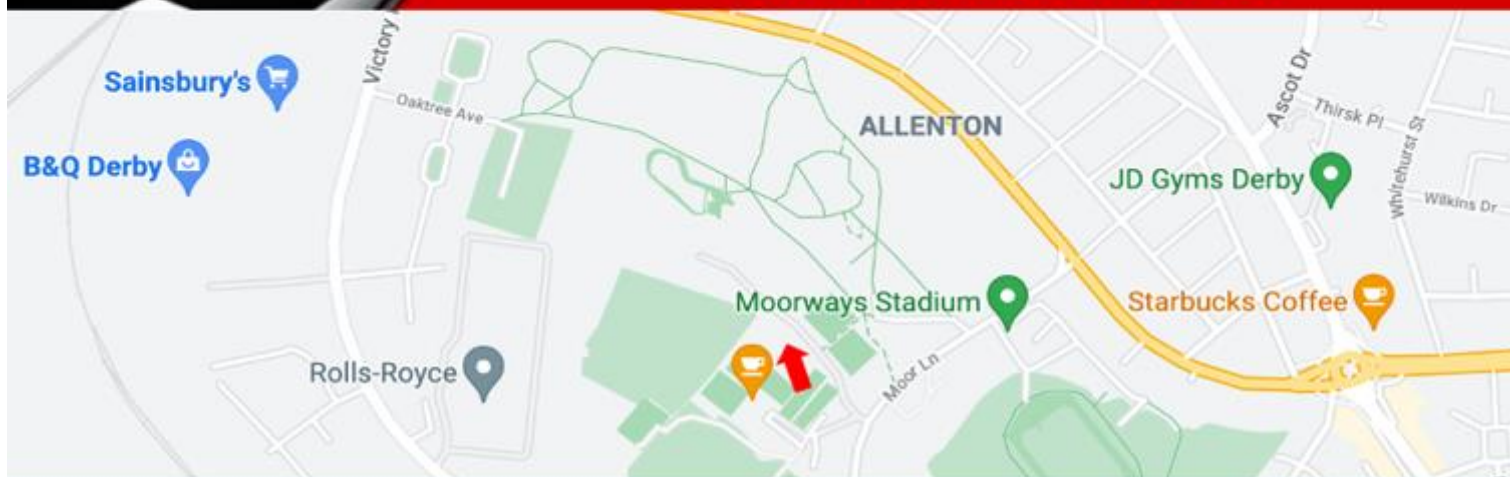
Home of HO Le Mans

TOMY AFX
TYCO

Derby H:O Racing Club
A Record Breaking Club



www.dhorc.co.uk



DHORC's Club Room

DERBY LEISURE
& EVENTS VENUE



Derby Leisure Ltd Table Tennis Room

Derby Leisure Ltd,
Moor Lane, Allenton
Derby, DE24 9HY

Derby HO Racing Club 

www.dhorc.co.uk

dhorc

Home of HO Le Mans

Carrera
DIGITAL

Nick Sismey
sismey80@hotmail.co.uk
07984 339192