

Visit [dhorc.co.uk](http://dhorc.co.uk) or Find us on **facebook**

Derby HO Racing Club   
www.dhorc.co.uk

**dhorc**

Home of HO Le Mans

TOMY AFX  
TYCO

Club Night

667

Round 09

Nashville – F1

23May23



## ADULTS

- 01 L PATEMAN
- 02 A TURNBULL
- 03 S GOODLIP

## JUNIORS

- 01 JJ HUGHES-DOWD
- 02 J WOODHOUSE
- 03 J THOMPSON

**This Week:** UK Slot Car Festival – BTCC & Donington Park – British GT

## History and Key Facts

### HO Club founded on 7 July 1992

- DHORC: Derby HO Racing Club ("HO" Is The Scale = 1/64th)
- Section of Derby Leisure & Events Venue, open to all!
- Home of world famous international Le Mans 24 Hour race.
- Smaller scale version of Scalextric, once set up works all night!
- Four and eight lane circuits
- Computerised timing
- Statistics for every meeting and every member since July 1992
- Over 20 race meetings each year
- 50+ circuit designs, up to 567 feet in length
- Eight-lane routed DHORCingham oval
- Two car categories – Tyco open wheel (F1)
  - Tomy SGP, BSRT, VSR enclosed wheel (GC)



### Carrera Digital Club 1<sup>st</sup> race 18 January 2022

- 1/32<sup>nd</sup> Carrera Digital DTM & GT Cars
- 12+ Evenings a year, minimum 3x15-minute races per driver per evening.
- 7 circuits, 2 Evenings per circuit
- Full computerised timing and stats through SmartRace App



## The Club Nights and Magazine Coverage

### HO

- Racing starts between 18:45 and 19:00 hours – Finished by 21:30 hours
- Minimum of four 3-minute qualifying races & one Final (F1 or GC) for each member
- Championship points for all members
- Race report, news, photos and stats included in HO Magazine

### Carrera Digital

- Racing starts between 18:00 and 18:15 hours – Finished by 21:30 hours
- Race report, news, photos and stats included in Carrera Magazine
- Championship points for all members

- Rules & regulations booklet covering all the DHORC rules produced each year
- Great family atmosphere, a help-all culture

### Membership Fees, Car Costs and Prizes

- Adult £30 and junior (under 16) £15 for HO & Carrera, £40/£20 combined
- Only £50 Total expenditure for two cars HO Cars, £65 for one Carrera car
- All cars and spares can be bought at club
- Adult, Masters (over 56), Junior (16 & under) Championships

Championship Trophies presented at 1<sup>st</sup> Evening of following year





# Editorial 667



**Championship lead changes** are always healthy for a club as it means it isn't a one horse race. Three of the five Championship leads changed hands on Tuesday night.

In the Adults we have **Simon Goodlip**, **Lee Pateman** and **Angus Smith** vying for their 5<sup>th</sup>, 6<sup>th</sup> and 3<sup>rd</sup> Championship respectively. Lee has taken the lead again after his third win of the year – congrats Lee.

In the Juniors **JJ Hughes-Dowd** takes the lead for the first time in **Lewis Bowles** absence after his third win of the year, congratulations JJ.

The DHORC Final Challenge in both the Adults and Juniors categories are spread across more racers which is the whole point of this Championship. **Lewis Blacker** takes the lead of the Adults for the second time this year while **Dan Hughes-Dowd** is close on his heels.

Congratulations also to Simon for extending his lead in the Masters with his fifth win of the season.

We are back at Donington Park this weekend with our 8-lane gazebo track at the British GT Championship event. Thanks in advance to everyone who offered their help with this fixture.

See everyone else at our next Club Night, funny enough also run on Donington Park, on 6Jun23.

**Nick Sismey**



Front Cover: Ellis Woodhouse checking out the cars at Parc Ferme

DHORC		Committee...2023		DHORC	
<b>Chairman / Treasurer</b>	Nick Sismey	M 07984 339 192	sismey80@hotmail.co.uk		
<b>Vice Chairman</b>	Phil Rees	M 07912 378 652	dhorcman.p.r@ntlworld.com		
<b>Secretary</b>	Laura Edwards	M 07501 217 254	laurabubbles07@hotmail.co.uk		
<b>Spares</b>	Geoff Peach	M 07443 585 902	geoff@geoffpeach.com		
<b>Race Control</b>	Liam Smith	M 07477 698 158	liam-smith-93@hotmail.co.uk		
<b>Race Control</b>	Darryn Mutch	M 07954 741 677	darrynmutch@live.co.uk		
<b>Scrutineer</b>	Dean Garbett	M 07964 854 084	garbettd@sky.com		
<b>Carrera Digital Scrutineer</b>	Angus Smith	M 07591 813 431	angus@angussmith500.plus.com		
<b>Carrera Digital</b>	John Lamb	M 07758 917 497	john.lamb22@ntlworld.com		
<b>Carrera Digital</b>	Steve White	M 07859 999 480	wslotcarsteve@gmail.com		

ROLLS-ROYCE SLOT CAR MAGAZINE IS PUBLISHED AND COPYRIGHT 2023 BY DHORC, AND NO PORTION MAY BE REPRODUCED OR TRANSMITTED WITHOUT WRITTEN PERMISSION, AND MAY CONTAIN ARTICLES AND GRAPHICS REPRINTED WITH THE PERMISSION OF THE ORIGINAL COPYRIGHT HOLDER, WHO RETAINS ALL RIGHTS,

# Contents .....667

Page	Details
003	Editorial
004	Contents
005	News & Views Including..... 1. Acknowledgements 2. UK Slot Car Festival - Gaydon - 20May23 3. The Hughes-Dowds' DHORC polos have arrived 4. BTCC reply to our Donington Park concerns 5. British GT - Donington Park - 27/28May23
006	2023 Calendar
008	2023 Winners & Continuous Club Night Attendance Records
010	DHORC Official Clothing
012	Slot Cars & Spares
014	Razorlite Lexans HO
015	Race Report – Nashville F1 – 23 May 2023 - Round 09 of 31 Including..... Page 24 - Race Results Page 32 - Best Results Page 39 - Championship Tables
050	Members' Statistics
063	Next Race - Donington Park – 06 June 2023 - Rounds 10 & 11 of 31
068	Razorlite Lexans HO Catalogue



**SLOT CARS DIRECT**  
UK's HO 1/64th Slot Car Specialist  
We specialize in Tomy AFX, Viper Scale Racing  
and Bulldog Racing Products.



Viper Scale Racing

# News & Views.....667

## 1. Acknowledgements for DHORC 667

<b>Phil Rees</b>	Parc Ferme & Everything Else	<b>Adam Turnbull</b>	Marshalling & PA
<b>John Lamb</b>	Setting Up	<b>Dan Hughes-Dowd</b>	Marshalling & PA
<b>Stuart Gray</b>	Setting Up, Marshalling & PA	<b>Chris Bowles</b>	Marshalling & PA
<b>Lewis Blacker</b>	Race Control, Marshalling & PA	<b>JJ Hughes-Dowd</b>	Marshalling & PA
<b>Lee Pateman</b>	Marshalling & Packing Away	<b>Steve Smith</b>	Marshalling & PA
<b>Dan Turnbull</b>	Marshalling & Packing Away	<b>Harry Smith</b>	Marshalling & PA
<b>Darryn Mutch</b>	RC, Computer & Packing Away	<b>Andrew Thompson</b>	Marshalling
<b>Simon Goodlip</b>	Parc Ferme, Marshalling & PA	<b>Jamie Thompson</b>	Marshalling
<b>Geoff Peach</b>	Car Prep, Spares & Marshalling	<b>Alan Stevenson</b>	Marshalling
<b>Ellis Woodhouse</b>	Marshalling & Car Collecting	<b>Timmy Stevenson</b>	Marshalling
<b>Jenson Woodhouse</b>	Marshalling	<b>Andrew Woodhouse</b>	Marshalling
<b>Reuben Litherland</b>	Marshalling & Packing Away	<b>Jacob Lawson</b>	Biscuits

## 2. UK Slot Car Festival – Gaydon – 20May23

**Phil Rees** and I made our first visit to the Slot Car Festival since being involved in the very first event held at Donington Park. It is now held at the British Motor Museum. Unfortunately we took an hour+ delay on the M40 when a motorbike heading for the event was involved in an accident. The air ambulance was called, and we are still waiting to hear how he fared.



Although not HO the stand out cars for me at the show were the proposed Scale Auto 1/32<sup>nd</sup> Peugeot and Porsche WEC Hypercars. Will be incredible to see them on our Carrera track!

Derby HO Racing Club		Calendar 2023			Derby HO Racing Club		
Day	Date	Location	Round Round	Track			
Tuesday	10-Jan	Table Tennis Room	1 (F1)	Miami (NEW)			
Thu-Sun	12-15-Jan	NEC	Corporate	Autosport International Racing Car Show			
Tuesday	31-Jan	Table Tennis Room	2 (GC)	Interlagos			
Saturday	04-Feb	Lockington Village Hall	Corporate	Charity Event			
Tuesday	21-Feb	Table Tennis Room	3 (F1) 4 (GC)	Cadwell Park			
Tuesday	14-Mar	Table Tennis Room	5 (F1)	Monaco			
Tuesday	04-Apr	Table Tennis Room	6 (GC)	Long Beach			
Sat/Sun	29/30Apr	Donington Park	Corporate	Donington Historic Festival			
Tuesday	02-May	Table Tennis Room	7 (F1) 8 (GC)	Zandvoort			
Wednesday	03-May	Table Tennis Room	Corporate	ALTEN			
Tuesday	23-May	Table Tennis Room	9 (F1) 10 (GC)	Nashville			
Sat/Sun	27/28May	Donington Park	Corporate	British GT			
Tuesday	06-Jun	Table Tennis Room	11 (F1) 12 (GC)	Donington Park			
Tuesday	27-Jun	Table Tennis Room	13 (F1) 14 (GC)	Miami			
Tuesday	18-Jul	Table Tennis Room	15 (F1) 16 (GC)	Interlagos			
Tuesday	25-Jul	Table Tennis Room	17 (F1) 18 (GC) 19 (F1) 20 (GC)	DHORCingham Oval (NEW)			
Tuesday	08-Aug	Table Tennis Room	21 (F1) 22 (GC)	Cadwell Park			
Sat/Sun	12/13Aug	Donington Park	Corporate	Convoy in the Park			
Sunday	20-Aug	Donington Park	Corporate	Tunerfest			
Sat/Sun	26/27Aug	Donington Park	Corporate	BTCC (Provisional)			
Tuesday	12-Sep	Table Tennis Room	23 (F1) 24 (GC)	Monaco			
Tuesday	03-Oct	Table Tennis Room	25 (F1) 26 (GC)	Long Beach			
Tuesday	17-Oct	Table Tennis Room	27 (F1) 28 (GC)	Zandvoort			
Sat/Sun	21/22Oct	Donington Park	Corporate	British GT			
Tuesday	14-Nov	Table Tennis Room	29 (F1) 30 (GC)	Nashville			
Tuesday	21-Nov	Table Tennis Room		AGM			
Tuesday	28-Nov	Table Tennis Room	31 (F1) 32 (GC)	Donington Park			
Derby HO Racing Club		Carrera DIGITAL		Derby HO Racing Club		Carrera DIGITAL	
Day	Date	Location	Rounds*	Track			
Tuesday	03-Jan	Table Tennis Room	Test Night	Imola			
Tuesday	17-Jan	Table Tennis Room	1 2 3	Imola (New)			
Tuesday	07-Feb	Table Tennis Room	4 5 6	Imola			
Tuesday	14-Feb	Table Tennis Room	Test Night	Paul Ricard			
Saturday	18-Feb	Table Tennis Room	DISCA/DHORC	Sebring 3 Hours - Oxigen/Carrera GT4			
Tuesday	07-Mar	Table Tennis Room	7 8 9	Paul Ricard (New)			
Tuesday	28-Mar	Table Tennis Room	10 11 12	Paul Ricard			
Tuesday	18-Apr	Table Tennis Room	Test Night	Road Atlanta			
Tuesday	09-May	Table Tennis Room	13 14 15	Road Atlanta (New)			
Friday	02-Jun	Table Tennis Room	Test Night	Le Mans			
Saturday	03-Jun	Table Tennis Room	16 17 18 19 20 21	Le Mans (New)			
Tuesday	13-Jun	Table Tennis Room	22 23 24	Road Atlanta			
Tuesday	20-Jun	Table Tennis Room	Test Night	Brands Hatch			
Tuesday	04-Jul	Table Tennis Room	25 26 27	Brands Hatch (New)			
Tuesday	01-Aug	Table Tennis Room	28 29 30/31	Brands Hatch			
Tuesday	19-Sep	Table Tennis Room	33 34 35	Sakhir			
Tuesday	10-Oct	Table Tennis Room	35 36 37/38	Sakhir			
Tuesday	31-Oct	Table Tennis Room	Test Night	Monza			
Tuesday	07-Nov	Table Tennis Room	39 40 41	Daytona Sports Car Course			
Saturday	25-Nov	Table Tennis Room	DISCA/DHORC	Fuji 6 Hours - Oxigen/Carrera WEC			
Tuesday	12-Dec	Table Tennis Room	42 43 44	Daytona Sports Car Course			

Key: 20 or less HO racers then double finals, 21 and above then single finals  
 \* Could be more than three Digital Rounds on a night, depending on attendance.  
 Note: 75% of HO Rounds count towards DHORC Championship which equals 24  
 Note: 75% of Digital Rounds count towards Carrera Championship which equals 32



HO is unfortunately not that big in the UK compared to the US however COPPER-HEAD.CO.UK are looking to become the AFX Racing importer into the UK. Will be interesting to see if they become successful in their endeavour. Unfortunately we don't race their type of chassis.



**Doug Passell** (founder of CHORC) was also there helping to run an enormous HO Tyco Electric Trucking layout from the 1980's. With CHORC now closed only DHORC, Worthing HO Club and

# Winners 2023

F1 Qualifies on **Yellow & Red**, GC on **Green & Blue** Lanes up to Round 11

Day	Date	Rnd	Track	Final	Adults	Masters	Juniors	Wooden
Tue	10-Jan	1	Miami	F1	L Pateman	A Smith	L Bowles	A Stevenson
Tue	31-Jan	2	Interlagos	GC	A Smith	A Smith	L Bowles	A Woodhouse
Tue	21-Feb	3	Cadwell Park	F1	A Smith (2)	A Smith (3)	L Bowles	M Dutton
Tue	21-Feb	4	Cadwell Park	GC	S Goodlip	S Goodlip	L Bowles	M Dutton (2)
Tue	14-Mar	5	Monaco	F1	S Goodlip	S Goodlip	JJ Hughes-Dowd	A Stevenson (2)
Tue	04-Apr	6	Long Beach	GC	S Goodlip (3)	S Goodlip	L Bowles	A Thompson
Tue	02-May	7	Zandvoort	F1	P Rees	P Rees	JJ Hughes-Dowd	A Thompson
Tue	02-May	8	Zandvoort	GC	L Pateman	S Goodlip	L Bowles (6)	A Thompson (3)
Tue	23-May	9	Nashville	F1	L Pateman (3)	S Goodlip (5)	JJ Hughes-Dowd (3)	A Woodhouse (2)
Tue	06-Jun	10	Donington Park	F1				
Tue	06-Jun	11	Donington Park	GC				
Tue	27-Jun	12	Miami	F1				
Tue	27-Jun	13	Miami	GC				
Tue	18-Jul	14	Interlagos	F1				
Tue	18-Jul	15	Interlagos	GC				
Tue	25-Jul	16	DHORCingham	F1				
Tue	25-Jul	17	DHORCingham	GC				
Tue	25-Jul	18	DHORCingham	F1				
Tue	25-Jul	19	DHORCingham	GC				
Tue	08-Aug	20	Cadwell Park	F1				
Tue	08-Aug	21	Cadwell Park	GC				
Tue	12-Sep	22	Monaco	F1				
Tue	12-Sep	23	Monaco	GC				
Tue	03-Oct	24	Long Beach	F1				
Tue	03-Oct	25	Long Beach	GC				
Tue	17-Oct	26	Zandvoort	F1				
Tue	17-Oct	27	Zandvoort	GC				
Tue	14-Nov	28	Nashville	F1				
Tue	14-Nov	29	Nashville	GC				
Tue	28-Nov	30	Donington Park	F1				
Tue	28-Nov	31	Donington Park	GC				

## Race Winners

Derby HO Racing Club

www.dhorc.co.uk

Home of HO Le Mans

Adults

Lee Pateman  
Adults

Masters

Simon Goodlip  
Masters

Juniors

JJ Hughes-Dowd  
Juniors

Wooden

Andrew Woodhouse  
Wooden

## Continuous Club Night Attendance Records

Members below have built up ten or more continuous Club Night attendances, including DHORC 667:-

Nick Sismey	216 Club Nights	Phil Rees	54	Lewis Blacker	39
Dan Turnbull	31	Dan Hughes-Dowd	17	JJ Hughes-Dowd	17
Adam Turnbull	15	Geoff Peach	11		

**Record Continuous Club Night Attendance** Nick Sismey 216

**Record Continuous Evening Attendance** Nick Sismey 194

**Record Continuous Club Night Attendance from 1<sup>st</sup> Race** Martin Allsopp 131



Four Lane Black Top, based in Wiltshire, run HO tracks as part of their portfolio. Former Le Mans racers **Clive Harland** and **Alan Twiddy** from the latter ran a four lane Tomy track at the festival. They were running Barry Johnson's Slot Car Direct Bulldog chassis that we will be using at DHORCingham.

In addition there were also some Minic Motorways tracks (from the 1960s) on display, which are more like city scenes than racing tracks.



### ***3. The Hughes-Dowd's DHORC polos have arrived.***

We picked up **Dan, JJ** and **JT Hughes-Dowd's** DHORC polo shirts on Tuesday, which Dan and JJ were able to wear at Nashville. JT only races at the Carrera Digital. They will all be with us at Donington Park this weekend so all will look very smart!

If anyone else would like one they are only £22 each and DHORC takes no profit.



Derby HO Racing Club  [www.dhorc.co.uk](http://www.dhorc.co.uk)

# dhere

Home of HO Le Mans

TOMY AFX  
TYCO

## Official Clothing



**Please contact Nick Sismey**



## 4. *BTCC reply to our Donington Park concerns.*

You will remember **Lewis Blacker** took photos of the empty area, where we normally run our track, at the Donington Park BTCC event at the end of April. Concerned why we couldn't run our track we made some investigations. Dan from the BTCC kindly sent us this detailed response.

### **Re: Scalextric at BTCC Events at Donington Park.**



Dan Mayo

Today at 06:57

To: [sismey80@hotmail.co.uk](mailto:sismey80@hotmail.co.uk)

Hi Nick

Hope you are well?

Anna from MPA Creative has forwarded on your e-mail to me.

We did have a larger than normal Trade Area within the paddock at our April event at Donington Park (opposite the Redgate Suites) - we weren't using that area of the paddock so we agreed MSV could use it to avoid having to split the Trade Area between the 'food court' area near Redgate and the infield.

I'm guessing the Trade Area was fully booked though, which is maybe why you couldn't get a space. Also, MSV didn't contact us about your request for the April meeting.

Trade Areas are always under the control of the circuit - we do not have any involvement in what is placed within the areas.

However, I'm not sure we will be able to give back the same paddock area at our August meeting - due to being on the GP circuit we will need more paddock space as we can't use the GP loop for placing vehicles and we need to create an Assembly Area within the paddock, which means we lose even more space.

I think the best thing to do is contact Jarrod again to see if he can place you in the Trade Area for the August meeting.

Kind regards

Dan Mayo  
BTCC Championship Co-ordinator

# Slot Cars & Spares



## Open Wheel (F1)

Chassis	£10.00
Car (+ £7.5 if Painted)	£15.00
Resin Shell (+ £7.5 if Painted)	£6.00
Pickup Shoes (Pair)	£1.00
Pickup Springs	£0.25
Pinion Gear	£1.00
Front Tyres (Pair)	£1.50
Front Axle	£2.00
Brush Springs (Pair)	£1.00
Brushes (Pair)	£1.00
Motor Magnets (Pair)	£2.45
Bulkhead	£5.00
Armature	£4.00
Crown Gear	£2.00
Rear Tyres (Pair)	£2.00
Rear Axle	£3.00
Guide Pins	£1.00
Traction Magnets (Pair)	£2.00
Brush Tubes (Pair)	£2.00



## Enclosed Wheel (GC)

#902 G3 or VSR Chassis	£30.00	(1st one £20)
Wet Weather V-Jet	£31.50	
Painted Lexan Body	£7.50+	
#250B G3 Pickup Shoes (Pair)	£1.00	
Pickup Springs	£0.25	
#417 7T Delrin Pinion Gear	£1.00	
SGP Black Pinion	£0.30	
#950 G3 Front Tyres (Pair)	£1.50	
Front Axle, Wheels and Tyres	£4.00	
Rear Axle and Washer	£5.50	
Rear Double Flanged Hubs (Pair)	£3.50	
#925 G3 Endbell	£6.00	
Armature	£4.00	
24T Delrin Crown Gear	£2.00	
Spacer washer	£0.25	
22T VSR Crown Gear	£2.00	
Rear Tyres (Pair)	£2.00	
#941 Guide Pins	£1.00	
Front Wheels (Pair)	£2.00	
VSR Pro Blank Chassis	£8.50	
Front Axle, Hubs & 'O' Rings	£3.00	



Updated 30Sep18

## 5. *British GT – Donington Park – 27/28May23*

Our second visit to Donington Park will be this weekend at the first of two British GT meetings there this year. Set up is on Friday afternoon with our eight lane track running from 10:00 hours each day. Report to follow in the next magazine.



**BRITISH GT  
CHAMPIONSHIP**

**Sat 27 - Sun 28 May**

**Donington Park (GP)**



Visit our  
Facebook Page  
or the back of  
this magazine



Clear plastic bodies to suit a variety of HO  
chassis. Many not found elsewhere



# Race Report



## Round 09

### Nashville – F1 Finals

### 23 May 2023

Round 9		Nashville (USA)			Rounds 28&29		
Previous Results							
<b>Adults</b>				1st	2nd	3rd	
DHORC 635 F1	22-Feb 2022	103' 6"	A Turnbull	N Sismey	P Rees		
DHORC 636 GC	22-Feb 2022	103' 6"	A Smith	L Pateman	R Litherland		
DHORC 667 F1	23-May 2023	103' 6"	L Pateman	A Turnbull	S Goodlip		
<b>Juniors</b>				1st	2nd	3rd	
DHORC 635 F1	22-Feb 2022	103' 6"	L Bowles	J Thompson			
DHORC 636 GC	22-Feb 2022	103' 6"	L Bowles	J Thompson			
DHORC 667 F1	23-May 2023	103' 6"	JJ Hughes-Dowd	J Woodhouse	J Thompson		
Circuit Records				Lap Length 103' 6"			
Qualifying							
F1/GC	L Pateman	23May23	99.9 Laps				
F1	A Turnbull	22Feb22	42.9 Laps				
GC	L Pateman	22Feb22	58.5 Laps				
Fastest Laps							
F1	A Smith	22Feb22	6.99 secs				
GC	L Pateman	22Feb22	5.11 secs				
Race Laps							
F1	A Turnbull	22Feb22	24.4 Laps				
GC	L Pateman	22Feb22	31.2 Laps				
Final Points							
5.0 Points	P Rees	22Feb22					



**DHORC 667**



Phil Rees (reluctantly?) handing over the Woodhouses' new cars!





JJ Hughes-Dowd, Ellis, Jenson and Andrew Woodhouse get the Club Night under way



F1 Finals ADULT REPORT F1 Finals

## Lee takes back to back wins

**'A' Final** – Lee Pateman followed up on his GC Zandvoort win, three weeks ago, with an F1 victory at the Nashville street circuit on Tuesday. It was only the second evening we had run at Nashville the second evening last year was cancelled. It was also the first time we had run single Finals therefore Lee's 99.9 Qualifying laps was a track record, his 221<sup>st</sup> record! Taking all four Individual Qualifying Rounds (IQRs), sharing Red with **Simon Goodlip**, Lee has also reached 499 IQRs! His record 127<sup>th</sup> Pole made it three Poles in the last three races! Finally, back to back race laps saw him extend his club record out to 186 race lap wins.

Despite taking second on the grid and taking his 55<sup>th</sup> career fastest lap (his first since 08Nov22), Simon wasn't able to follow Lee home. It was previous Nashville F1 winner **Adam Turnbull** who took those honours from third on the grid, 1.7 laps behind our new Championship leader Lee. Going into Round 9 Simon led all three senior Championships. After Round 9 it was only one; he did admit he wasn't feeling it on the night. Simon did however take his fifth Masters win of the year to extend his lead in that Championship. He was 0.8 laps down on Adam on the Adult podium.

The all new, calmer, **Geoff Peach** had a Club Night to remember, his last as a 73 year old. Not only did he win the 'C' Final he then cruised through the 'B' (despite telling **Phil Rees** he wasn't going to try so hard as he didn't want to do stand through yet another Final) and into the 'A' where he made a dam good go of Yellow Lane to take fourth overall, within 1.5 laps of Simon.





Nick Sismey and Reuben Litherland may well have the same birthdays however they are 41 years apart!

**'B' Final** – **Phil Rees** matched his 5<sup>th</sup> place, set last time out, at Nashville, being Geoff's strongest opponent (especially as he thought Geoff wouldn't be trying!). Despite a slightly quicker car however Phil could only get within 0.5 laps of Mr Peach while **Chris Bowles**, with a much quicker car than both of them, finished on the same lap as them, 0.3 short of Phil's total. **Nick Sismey** did take the lead at the start of the race, but by the end of the first lap his destiny was fixed as he dropped a lap to Chris.

**'C' Final** – The lap times in the 'C' were the closest of the night with just 0.17 seconds covering the field. **Dan Turnbull** found Yellow Lane to his liking as he took the race to Geoff. They consistently stayed on the same lap throughout the Final. The flag dropping as Geoff was halfway round his 20<sup>th</sup> lap while Dan was just 0.2 laps away from starting his 20<sup>th</sup>.

**Lewis Blacker's** third here, after winning the 'D' Final, catapulted him to the top of the DHORC Challenge with his sixth Final win of the year. This was despite him taking on some of Geoff's old traits, which we are sure (hope) he will soon drop! 😊 Behind him was **Reuben Litherland**, running in his first Club Night for seven weeks. While he is one to beat in GC (with the fourth best race laps) hence his seventh grid slot, he would round out the top ten setting only the 14<sup>th</sup> most F1 race laps.

**'D' Final** – **Dan Hughes-Dowd** was very pleased with his Nashville Club Night (See Page 42) having taken his fourth Final win of the year in the 'E' and then matching up to son **JJ Hughes-Dowd**, both decked out in their smart new DHORC polo shirts, here. Having qualified in 17<sup>th</sup> he was also able to beat JJ by a mere 0.1 laps to take 11<sup>th</sup> overall, one better than his previous best at the last Club Night. His 3.5 Final points also took him to second in the DHORC Challenge! Don't worry JJ it's Carrera Digital again next week!

Our newest Member **Denis Latham** returned after a three Club Night sabbatical to take 13<sup>th</sup> from 14<sup>th</sup> on the grid as he continues to learn the vagaries of HO slot car racing.

**'E' Final** – **Stuart Gray** started his 400<sup>th</sup> three-minute race in the second round of Qualifying in his 86<sup>th</sup> Club Night. He will be the next Member to take home a 500 race start Polo Shirt sometime in the future. He converted 15<sup>th</sup> on the grid to 14<sup>th</sup> overall, just 0.3 laps shy of 'E' Final winner Dan. **Steve Smith**, like Dan, beat his son on the night, as Steve finished in 15<sup>th</sup> with **Harry Smith** in 16<sup>th</sup>.

**'Early F' Final** – **Alan Stevenson** would have Qualified into the 'D' Final had he stayed, with a career best 10<sup>th</sup> in race laps, eclipsing his 11<sup>th</sup> set on 13Dec22. Only **Andrew Thompson** faced Alan in the Early Final as **Andrew Woodhouse** had to leave before it was run, taking home his second Wooden Spoon of the year. Alan would take the race win by 3.9 laps.

## MASTERS REPORT

### Simon consolidates Championship lead

Simon, having taken the Championship lead at the previous round consolidated it here with his fifth win of the year from Geoff, Phil, Nick and Stuart.





The Nashville IndyCar circuit had some tricky sections as well as those two long straights.



JUNIOR REPORT

## JJ plays the right tune in Music City

**'A' Final** – JJ Hughes-Dowd made the most of reigning Champion Lewis Bowles' unfortunate absence to take his third win of the year and move above Lewis in the 2023 Championship for the first time. He also extended his lead in the DHORC Challenge out to 2.5 points. Only **Harry Smith's** new Nashville F1 fastest lap, beating Lewis' record set on 22Feb22, prevented JJ from taking a maximum 50 points haul. JJ took all four Qualifying rounds, making it five IQRs in a row for him for the first time. On top of this he set his second track record with his Pole score and took both the fastest lap and most race laps on the night. Not a bad effort!

**Jenson Woodhouse** took his second career second place to go with his first win at his first Club Night. His new McLaren coloured F1 was 3.2 laps behind JJ while **Jamie Thompson** again won the 'B' Final from his fourth, fourth placed grid slot in a row, to take third overall by 1.2 laps over Harry.



**'B' Final** – **Timmy Stevenson** made it five fifth places in a row as, now five year old, **Ellis Woodhouse** took time off from his brilliant marshalling to take sixth two laps back.



Phil Rees was in charge of Parc Ferme as work colleagues Chris Bowles and Denis Latham marshal the penultimate corner.



Lewis Blacker learns from the master at Race Control, Darryn Mutch.

# Race Results



Who Came Where?

Who Scored What?





Five year old Ellis was one of the quickest marshals.  
Dan & JJ Hughes-Dowd weren't bad either!

DERBY H:O RACING CLUB CHAMPIONSHIP RACE 667											
Nashville F1 - 23 May 2023 - Round 09											
M = HO Master			MASTER POINTS TABLE			NM = NON MEMBER					
QUALIFYING			FINAL POSITIONS			POINTS TOTAL			FINAL POINTS		
POS	ADULT	LAPS	POS	ADULT	PTS	POS	ADULT	PTS	POS	ADULT	PTS
1	L Pateman	99.9	1	L Pateman	45	1	L Pateman	49	1	G Peach (M)	4.5
2	S Goodlip (M)	95.1	2	A Turnbull	38	2	A Turnbull	38	2	D Hughes-Dowd	3.5
3	A Turnbull	93.0	3	S Goodlip (M)	34	3	S Goodlip (M)	35	3	L Blacker	3.0
4	N Sismey (M)	91.0	4	G Peach (M)	31	4	G Peach (M)	31	4	L Pateman	2.0
5	C Bowles	85.8	5	P Rees (M)	29	5	P Rees (M)	29	5	A Turnbull	1.5
6	P Rees (M)	85.6	6	C Bowles	28	6	C Bowles	28	5	P Rees (M)	1.5
7	R Litherland	83.8	7	N Sismey (M)	27	7	N Sismey (M)	27	5	D Turnbull	1.5
8	G Peach (M)	82.4	8	D Turnbull	26	8	D Turnbull	26	5	S Gray (M)	1.5
9	D Turnbull	78.1	9	L Blacker	25	9	L Blacker	25	9	S Goodlip (M)	1.0
10	L Blacker	78.0	10	R Litherland	24	10	R Litherland	24	9	C Bowles	1.0
11	JJ Hughes-Dowd	72.9	11	D Hughes-Dowd	23	11	D Hughes-Dowd	23	9	JJ Hughes-Dowd	1.0
12	A Stevenson	71.9	12	JJ Hughes-Dowd	22	12	JJ Hughes-Dowd	22	9	S Smith	1.0
13	A Woodhouse	68.6	13	D Latham	21	13	D Latham	21	13	N Sismey (M)	0.5
14	D Latham	68.1	14	S Gray (M)	20	14	S Gray (M)	20	13	R Litherland	0.5
15	S Gray (M)	68.0	15	S Smith	19	15	S Smith	19	13	D Latham	0.5
16	S Smith	67.7	16	H Smith	18	16	H Smith	18	13	H Smith	0.5
17	D Hughes-Dowd	66.4	17	A Stevenson	17	17	A Stevenson	17	17	A Stevenson	0.0
18	A Thompson	65.7	18	A Thompson	16	18	A Thompson	16	17	A Woodhouse	0.0
19	H Smith	65.5	19	A Woodhouse	15	19	A Woodhouse	15	17	A Thompson	0.0

QUALIFYING			FINAL POSITIONS			POINTS TOTAL			FINAL POINTS		
POS	JUNIOR	LAPS	POS	JUNIOR	PTS	POS	JUNIOR	PTS	POS	JUNIOR	PTS
1	JJ Hughes-Dowd	72.9	1	JJ Hughes-Dowd	45	1	JJ Hughes-Dowd	49	1	J Thompson	3.0
2	H Smith	65.5	2	J Woodhouse	38	2	J Woodhouse	38	2	JJ Hughes-Dowd	2.0
3	J Woodhouse	60.8	3	J Thompson	34	3	J Thompson	34	3	J Woodhouse	1.5
4	J Thompson	59.4	4	H Smith	31	4	H Smith	32	3	T Stevenson	1.5
5	T Stevenson	50.5	5	T Stevenson	29	5	T Stevenson	29	5	E Woodhouse	1.0
6	E Woodhouse	44.2	6	E Woodhouse	28	6	E Woodhouse	28	6	H Smith	0.5



Five marshals covering the far end of the Nashville street circuit.



**Jacob Lawson was unable to race on Tuesday night as dad Russell Lawson had unfortunately “been called back to the Mothership this week” at Canary Wharf. Jacob was able to pick up the drinks bottle he had left previously and brought some biscuits kindly donated by Russell again! Thanks Russell.**

DERBY H:O RACING CLUB CHAMPIONSHIP RACE 667													
Nashville F1 - 23 May 2023 - Round 09													
FORMULA 1 CAR LAPS & TIMES						GROUP 'C' CAR LAPS & TIMES							
FASTEST LAPS				BEST RACE LAPS (3 MINS)		FASTEST LAPS				BEST RACE LAPS (3 MINS)			
POS	ADULT	TIME	SPEED	POS	ADULT	LAPS	POS	ADULT	TIME	SPEED	POS	ADULT	LAPS
1	L Pateman	7.11	9.925	1	L Pateman	23.0	1	S Goodlip (M)	5.61	12.579	1	L Pateman	30.3
2	S Goodlip (M)	7.24	9.747	2	A Turnbull	21.3	2	L Pateman	5.68	12.424	2	S Goodlip (M)	28.5
3	C Bowles	7.59	9.298	3	N Sismey (M)	20.8	3	A Turnbull	5.75	12.273	3	N Sismey (M)	26.9
4	A Turnbull	7.65	9.225	4	S Goodlip (M)	20.5	3	R Litherland	5.75	12.273	4	R Litherland	26.8
5	P Rees (M)	7.96	8.865	5	P Rees (M)	20.4	5	N Sismey (M)	5.97	11.820	5	A Turnbull	26.7
5	R Litherland	7.96	8.865	6	G Peach (M)	19.8	6	C Bowles	6.12	11.531	6	C Bowles	25.7
7	L Blacker	7.99	8.832	7	L Blacker	19.2	7	P Rees (M)	6.19	11.400	7	P Rees (M)	24.9
8	A Woodhouse	8.05	8.766	8	C Bowles	19.0	8	L Blacker	6.69	10.548	8	G Peach (M)	24.1
9	G Peach (M)	8.13	8.680	9	D Turnbull	18.8	9	G Peach (M)	6.73	10.486	9	D Turnbull	22.0
10	N Sismey (M)	8.15	8.659	10	A Stevenson	18.7	10	D Turnbull	7.02	10.052	10	A Stevenson	21.0
11	H Smith	8.22	8.585	11	D Hughes-Dowd	18.5	11	A Stevenson	7.13	9.897	11	JJ Hughes-Dowd	20.9
12	D Turnbull	8.30	8.502	12	JJ Hughes-Dowd	18.4	12	A Thompson	7.21	9.788	12	L Blacker	20.7
13	JJ Hughes-Dowd	8.34	8.461	13	A Woodhouse	17.8	13	JJ Hughes-Dowd	7.30	9.667	13	A Thompson	19.7
14	D Hughes-Dowd	8.55	8.254	14	R Litherland	17.1	14	H Smith	7.36	9.588	14	A Woodhouse	19.6
15	A Stevenson	8.69	8.121	14	D Latham	17.1	15	S Smith	7.56	9.334	15	S Gray (M)	19.4
16	S Smith	8.72	8.093	16	S Gray (M)	16.9	16	A Woodhouse	7.72	9.141	16	S Smith	19.2
17	S Gray (M)	8.74	8.074	17	S Smith	15.7	17	D Hughes-Dowd	7.81	9.036	17	D Latham	18.7
18	D Latham	8.79	8.028	18	H Smith	15.0	18	S Gray (M)	7.88	8.955	18	H Smith	18.5
19	A Thompson	8.96	7.876	19	A Thompson	14.9	19	D Latham	7.91	8.921	19	D Hughes-Dowd	18.3
FASTEST LAPS				BEST RACE LAPS (3 MINS)		FASTEST LAPS				BEST RACE LAPS (3 MINS)			
POS	JUNIOR	TIME	SPEED	POS	JUNIOR	LAPS	POS	JUNIOR	TIME	SPEED	POS	JUNIOR	LAPS
1	H Smith	8.22	8.585	1	JJ Hughes-Dowd	18.5	1	JJ Hughes-Dowd	7.30	9.667	1	JJ Hughes-Dowd	20.9
2	JJ Hughes-Dowd	8.57	8.234	2	J Thompson	16.0	2	J Woodhouse	7.33	9.627	2	J Thompson	18.8
3	J Woodhouse	8.93	7.902	3	J Woodhouse	15.3	3	H Smith	7.36	9.588	3	H Smith	18.5
4	J Thompson	9.16	7.704	4	H Smith	15.0	4	J Thompson	7.70	9.165	4	J Woodhouse	17.4
5	E Woodhouse	10.12	6.973	5	T Stevenson	14.3	5	T Stevenson	9.50	7.428	5	T Stevenson	14.6
6	T Stevenson	10.35	6.818	6	E Woodhouse	12.3	6	E Woodhouse	11.33	6.228	6	E Woodhouse	12.7





Race Co-ordinator and Excel, as well as the Tomy timers kept the evening going.

DERBY HO RACING CLUB CHAMPIONSHIP RACE 667		Nashville F1 - 23 May 2023 - Round 09																						
		QUALIFYING AND FINAL RACE RESULTS																						
CL	NAME	ROUND 1 (F1) Y		ROUND 2 (GC) G		ROUND 3 (F1) R		ROUND 4 (GC) B		QUAL.	FIN	FIN	FINAL 1		FINAL 2		FINAL 3		BEST		TOTAL			
		LAPS	TIME	LAPS	TIME	LAPS	TIME	LAPS	TIME				LAPS	PTS	LAPS	TIME	LAPS	TIME	LAPS	TIME		LAP	TIME	LAPS
A	L Pateman	21.9	7.47	30.3	5.68	19.8	7.71	27.8	6.07	99.9	A1	2.0	23.0	7.11					30.3	5.68	122.9			
A	S Goodlip (M)	19.9	8.09	28.5	5.61	19.8	8.22	26.8	6.02	95.1	A3	1.0	20.5	7.24					28.5	5.61	115.6			
A	A Turnbull	20.7	7.65	26.7	5.79	19.5	7.69	26.1	5.75	93.0	A2	1.5	21.3	7.67					26.7	5.75	114.3			
A	N Simey (M)	20.8	8.15	26.9	5.97	18.5	8.90	24.8	6.61	91.0	B4	0.5	18.5	8.40					26.9	5.97	109.5			
A	C Bowles	18.9	7.67	25.7	6.12	18.0	7.84	23.2	6.40	85.8	B3	1.0	19.0	7.59					25.7	6.12	104.8			
A	P Rees (M)	20.4	7.99	24.9	6.19	16.5	8.51	23.8	7.07	85.6	B2	1.5	19.3	7.96					24.9	6.19	104.9			
A	R Litherland	17.0	7.99	24.7	5.75	15.3	7.96	26.8	5.91	83.8	C4	0.5	17.1	8.18					26.8	5.75	100.9			
A	G Peach (M)	17.5	8.50	24.1	6.73	18.8	8.48	22.0	7.17	82.4	A4	4.5	19.5	8.13	19.8	8.18	19.0	8.70	24.1	6.73	140.7			
A	D Turnbull	18.1	9.03	22.0	7.02	17.5	8.97	20.5	7.17	78.1	C2	1.5	18.8	8.30					22.0	7.02	96.9			
A	L Blacker	18.1	8.09	20.7	6.69	19.0	7.99	20.2	6.82	78.0	C3	3.0	19.2	8.45	17.2	8.15			20.7	6.69	114.4			
A	JJ Hughes-Dowd	16.2	8.97	19.3	50.00	16.5	50.00	20.9	7.30	72.9	D3	1.0	18.4	8.34					20.9	7.30	18.4			
A	A Stevenson	16.0	8.92	21.0	7.13	16.2	9.20	18.7	7.51	71.9	F1		18.7	8.69					21.0	7.13	90.6			
A	A Woodhouse	17.8	8.15	19.6	7.72	16.4	8.05	14.8	10.00	68.6	F3								19.6	7.72	68.6			
A	D Latham	15.9	8.95	18.7	7.91	16.7	8.79	16.8	9.01	68.1	D4	0.5	17.1	8.85					18.7	7.91	85.2			
A	S Gray (M)	16.5	9.17	19.4	7.88	14.8	9.46	17.3	8.42	68.0	E2	1.5	16.9	8.74					19.4	7.88	84.9			
A	S Smith	15.5	9.27	19.2	7.56	15.7	8.72	17.3	7.96	67.7	E3	1.0	15.7	8.84					19.2	7.56	83.4			
A	D Hughes-Dowd	17.5	8.55	18.3	7.81	15.5	9.26	15.1	7.83	66.4	D2	3.5	17.2	9.12	18.5	8.64			18.5	7.81	102.1			
A	A Thompson	13.9	9.22	19.7	7.21	14.9	9.27	17.2	7.61	65.7	F2		14.8	8.96					19.7	7.21	80.5			
A	H Smith	15.0	8.22	17.3	7.36	14.7	9.57	18.5	7.55	65.5	E4	0.5	13.9	8.65					18.5	7.36	13.9			
J	JJ Hughes-Dowd	16.2	8.97	19.3		16.6		20.9	7.30	72.9	A1	2.0	18.5	8.57					20.9	7.30	91.4			
J	H Smith	15.0	8.22	17.3	7.36	14.7	9.57	18.5	7.55	65.5	A4	0.5	12.8	12.47					18.5	7.36	78.3			
J	J Woodhouse	14.0	8.93	17.4	7.33	13.4	9.34	16.0	7.80	60.8	A2	1.5	15.3	8.95					17.4	7.33	76.1			
J	J Thompson	12.4	10.15	18.8	7.70	13.7	9.55	14.5	8.06	59.4	A3	3.0	16.0	9.40	14.0	9.16			18.8	7.70	89.4			
J	T Stevenson	11.5	12.14	14.6	10.28	11.0	11.95	13.4	9.50	50.5	B2	1.5	14.3	10.35					14.6	9.50	64.8			
J	E Woodhouse	11.4	10.12	9.8	11.43	10.3	12.25	12.7	11.33	44.2	B3	1.0	12.3	10.94					12.7	10.12	56.5			
														TOTAL FEET	228,631.5		TOTAL LAPS		2,209.0					



The grid continues to get more and more colourful.



Simon Goodlip helped out at Parc Ferme. While he continues to lead the Masters, Lee Pateman took charge of the Adults after his third win of the year and Lewis Blacker takes over the lead of the DHORC Challenge, Simon now equal third.

Everyone's  
**Best Results**  
At This Circuit



**What are my Best Scores?**  
**Who Have I Beaten?**





Junior 'B' Final, Timmy Stevenson (5<sup>th</sup>), winner Jamie Thompson and Ellis (6<sup>th</sup>)



## Nashville Best Off Chart 1

Qualifying Combined					Final Points			
Pos	Adult	Laps	MPH	Date	Pos	Adult	Pts	Date
1	L Pateman	99.9	9.791	23-May-23	1	P Rees (M)	5.0	22-Feb-22
2	S Goodlip (M)	95.1	9.321	23-May-23	2	A Turnbull	4.5	22-Feb-22
3	A Turnbull	93.0	9.115	23-May-23	2	G Peach (M)	4.5	23-May-23
4	N Sismey (M)	91.0	8.919	23-May-23	4	D Hughes-Dowd	3.5	23-May-23
5	C Bowles	85.8	8.409	23-May-23	5	D Garbett (M)	3.0	22-Feb-22
6	P Rees (M)	85.6	8.390	23-May-23	5	C Bowles	3.0	22-Feb-22
7	R Litherland	83.8	8.213	23-May-23	5	L Blacker	3.0	23-May-23
8	G Peach (M)	82.4	8.076	23-May-23	8	A Smith (M)	2.0	22-Feb-22
9	D Turnbull	78.1	7.655	23-May-23	8	L Pateman	2.0	23-May-23
10	L Blacker	78.0	7.645	23-May-23	10	N Sismey (M)	1.5	22-Feb-22
11	JJ Hughes-Dowd	72.9	7.145	23-May-23	10	D Edwards	1.5	22-Feb-22
12	A Stevenson	71.9	7.047	23-May-23	10	S Gray (M)	1.5	23-May-23
13	A Woodhouse	68.6	6.724	23-May-23	10	D Turnbull	1.5	23-May-23
14	D Latham	68.1	6.675	23-May-23	14	R Litherland	1.0	22-Feb-22
15	S Gray (M)	68.0	6.665	23-May-23	14	C Cooper	1.0	22-Feb-22
16	S Smith	67.7	6.635	23-May-23	14	S Goodlip (M)	1.0	23-May-23
17	D Hughes-Dowd	66.4	6.508	23-May-23	14	JJ Hughes-Dowd	1.0	23-May-23
18	A Thompson	65.7	6.439	23-May-23	14	S Smith	1.0	23-May-23
19	H Smith	65.5	6.420	23-May-23	19	D Latham	0.5	23-May-23
20	A Smith (M)	N/A	N/A	N/A	19	H Smith	0.5	23-May-23
20	C Cooper	N/A	N/A	N/A	21	A Thompson	0.0	22-Feb-22
20	D Edwards	N/A	N/A	N/A	21	A Stevenson	0.0	23-May-23
20	R Lawson	N/A	N/A	N/A	21	A Woodhouse	0.0	23-May-23
Pos	Junior	Laps	MPH	Date	Pos	Junior	Pts	Date
1	JJ Hughes-Dowd	72.9	7.145	23-May-23	1	J Thompson	3.0	23-May-23
2	H Smith	65.5	6.420	23-May-23	2	L Bowles	2.0	22-Feb-22
3	J Woodhouse	60.8	5.959	23-May-23	2	JJ Hughes-Dowd	2.0	23-May-23
4	J Thompson	59.4	5.822	23-May-23	4	J Woodhouse	1.5	23-May-23
5	T Stevenson	50.5	4.950	23-May-23	4	T Stevenson	1.5	23-May-23
6	E Woodhouse	44.2	4.332	23-May-23	6	E Woodhouse	1.0	23-May-23
7	L Bowles	N/A	N/A	N/A	7	H Smith	0.5	23-May-23



Junior 'A' Final, Jamie (3<sup>rd</sup>), Jenson (2<sup>nd</sup>), winner JJ and Harry Smith (4<sup>th</sup>)



### Nashville Best Off Chart 2 - F1

Qualifying					Fastest Laps					Race Laps				
Pos	Adult	Laps	MPH	Date	Pos	Adult	Time	MPH	Date	Pos	Adult	Laps	MPH	Date
1	A Turnbull	42.9	8.409	22-Feb-22	1	A Smith (M)	6.99	10.096	22-Feb-22	1	A Turnbull	24.4	9.566	22-Feb-22
2	N Sismey (M)	42.6	8.351	22-Feb-22	2	A Turnbull	7.07	9.981	22-Feb-22	2	L Pateman	23.0	9.017	23-May-23
3	A Smith (M)	42.5	8.331	22-Feb-22	3	L Pateman	7.11	9.925	23-May-23	3	P Rees (M)	22.6	8.860	22-Feb-22
4	G Peach (M)	40.3	7.900	22-Feb-22	4	S Goodlip (M)	7.24	9.747	23-May-23	4	N Sismey (M)	22.4	8.782	22-Feb-22
5	L Pateman	39.2	7.684	22-Feb-22	5	C Bowles	7.43	9.498	22-Feb-22	5	A Smith (M)	21.9	8.586	22-Feb-22
6	R Litherland	39.0	7.645	22-Feb-22	6	P Rees (M)	7.58	9.310	22-Feb-22	6	D Garbett (M)	21.3	8.351	22-Feb-22
7	P Rees (M)	38.3	7.508	22-Feb-22	7	S Gray (M)	7.68	9.189	22-Feb-22	7	C Bowles	21.1	8.272	22-Feb-22
8	S Gray (M)	37.0	7.253	22-Feb-22	8	G Peach (M)	7.70	9.165	22-Feb-22	8	G Peach (M)	20.6	8.076	22-Feb-22
9	C Bowles	35.7	6.998	22-Feb-22	8	D Edwards	7.70	9.165	22-Feb-22	9	S Goodlip (M)	20.5	8.037	23-May-23
10	D Edwards	35.3	6.920	22-Feb-22	10	D Garbett (M)	7.78	9.070	22-Feb-22	10	D Edwards	20.4	7.998	22-Feb-22
11	D Garbett (M)	32.4	6.351	22-Feb-22	11	N Sismey (M)	7.81	9.036	22-Feb-22	11	R Litherland	19.7	7.723	22-Feb-22
12	C Cooper	31.6	6.194	22-Feb-22	12	C Cooper	7.83	9.013	22-Feb-22	11	S Gray (M)	19.7	7.723	22-Feb-22
13	L Blacker	31.5	6.175	22-Feb-22	13	R Litherland	7.86	8.978	22-Feb-22	13	D Turnbull	18.8	7.370	23-May-23
14	A Thompson	29.2	5.724	22-Feb-22	14	L Blacker	7.99	8.832	23-May-23	14	A Stevenson	18.7	7.331	23-May-23
15	A Stevenson	N/A	N/A	N/A	15	A Woodhouse	8.05	8.766	23-May-23	15	D Hughes-Dowd	18.5	7.253	23-May-23
15	A Woodhouse	N/A	N/A	N/A	16	H Smith	8.22	8.585	23-May-23	16	JJ Hughes-Dowd	18.4	7.214	23-May-23
15	D Hughes-Dowd	N/A	N/A	N/A	17	D Turnbull	8.30	8.502	23-May-23	17	A Woodhouse	17.8	6.978	23-May-23
15	D Latham	N/A	N/A	N/A	18	JJ Hughes-Dowd	8.34	8.461	23-May-23	18	C Cooper	17.7	6.939	22-Feb-22
15	D Turnbull	N/A	N/A	N/A	19	D Hughes-Dowd	8.55	8.254	23-May-23	19	D Latham	17.1	6.704	23-May-23
15	H Smith	N/A	N/A	N/A	20	A Stevenson	8.69	8.121	23-May-23	20	L Blacker	16.1	6.312	22-Feb-22
15	JJ Hughes-Dowd	N/A	N/A	N/A	21	S Smith	8.72	8.093	23-May-23	21	A Thompson	15.9	6.234	22-Feb-22
15	S Goodlip (M)	N/A	N/A	N/A	22	D Latham	8.79	8.028	23-May-23	22	S Smith	15.7	6.155	23-May-23
15	S Smith	N/A	N/A	N/A	23	A Thompson	8.96	7.876	23-May-23	23	H Smith	15.0	5.881	23-May-23
Pos	Junior	Laps	MPH	Date	Pos	Junior	Time	MPH	Date	Pos	Junior	Laps	MPH	Date
1	L Bowles	35.0	6.861	22-Feb-22	1	H Smith	8.22	8.585	23-May-23	1	L Bowles	19.0	7.449	22-Feb-22
2	J Thompson	26.9	5.273	22-Feb-22	2	L Bowles	8.56	8.244	22-Feb-22	2	JJ Hughes-Dowd	18.5	7.253	23-May-23
3	E Woodhouse	N/A	N/A	N/A	3	JJ Hughes-Dowd	8.57	8.234	23-May-23	3	J Thompson	16.0	6.273	23-May-23
3	H Smith	N/A	N/A	N/A	4	J Woodhouse	8.93	7.902	23-May-23	4	J Woodhouse	15.3	5.998	23-May-23
3	J Woodhouse	N/A	N/A	N/A	5	J Thompson	9.16	7.704	23-May-23	5	H Smith	15.0	5.881	23-May-23
3	JJ Hughes-Dowd	N/A	N/A	N/A	6	E Woodhouse	10.12	6.973	23-May-23	6	T Stevenson	14.3	5.606	23-May-23
3	T Stevenson	N/A	N/A	N/A	7	T Stevenson	10.35	6.818	23-May-23	7	E Woodhouse	12.3	4.822	23-May-23



F1s in the Finals' Parc Ferme



Early 'F' Final with Alan Stevenson taking 17<sup>th</sup>, and Andrew Thompson 18<sup>th</sup>. Andrew Woodhouse didn't stop for the Early Final, taking 19<sup>th</sup>.

### Nashville Best Off Chart 3 - GC

Qualifying					Fastest Laps					Race Laps				
Pos	Adult	Laps	MPH	Date	Pos	Adult	Time	MPH	Date	Pos	Adult	Laps	MPH	Date
1	L Pateman	58.5	11.467	22-Feb-22	1	L Pateman	5.11	13.810	22-Feb-22	1	L Pateman	31.2	12.232	22-Feb-22
2	A Smith (M)	57.0	11.173	22-Feb-22	2	A Smith (M)	5.16	13.676	22-Feb-22	2	A Smith (M)	30.6	11.997	22-Feb-22
3	R Litherland	52.3	10.252	22-Feb-22	3	D Garbett (M)	5.60	12.601	22-Feb-22	3	S Goodlip (M)	28.5	11.173	23-May-23
4	N Sismey (M)	51.8	10.154	22-Feb-22	4	S Goodlip (M)	5.61	12.579	23-May-23	4	D Garbett (M)	27.9	10.938	22-Feb-22
5	D Garbett (M)	51.3	10.056	22-Feb-22	5	R Litherland	5.66	12.468	22-Feb-22	5	A Turnbull	27.5	10.781	22-Feb-22
6	G Peach (M)	49.8	9.762	22-Feb-22	6	A Turnbull	5.75	12.273	23-May-23	6	P Rees (M)	26.9	10.546	22-Feb-22
7	A Turnbull	49.6	9.723	22-Feb-22	7	C Bowles	5.88	12.001	22-Feb-22	6	N Sismey (M)	26.9	10.546	23-May-23
8	P Rees (M)	48.8	9.566	22-Feb-22	8	N Sismey (M)	5.93	11.900	22-Feb-22	8	R Litherland	26.8	10.507	23-May-23
9	D Edwards	47.5	9.311	22-Feb-22	9	C Cooper	5.97	11.820	22-Feb-22	9	C Bowles	26.3	10.311	22-Feb-22
10	C Bowles	43.8	8.586	22-Feb-22	10	P Rees (M)	6.19	11.400	23-May-23	10	G Peach (M)	25.0	9.801	22-Feb-22
11	S Gray (M)	40.7	7.978	22-Feb-22	11	G Peach (M)	6.25	11.291	22-Feb-22	11	D Edwards	24.0	9.409	22-Feb-22
12	L Blacker	39.8	7.802	22-Feb-22	12	D Edwards	6.32	11.166	22-Feb-22	12	L Blacker	23.6	9.252	22-Feb-22
13	C Cooper	34.9	6.841	22-Feb-22	13	L Blacker	6.52	10.823	22-Feb-22	13	S Gray (M)	22.4	8.782	22-Feb-22
14	A Thompson	34.0	6.665	22-Feb-22	14	S Gray (M)	6.98	10.110	22-Feb-22	14	D Turnbull	22.0	8.625	23-May-23
15	A Stevenson	N/A	N/A	N/A	15	D Turnbull	7.02	10.052	23-May-23	15	A Stevenson	21.0	8.233	23-May-23
15	A Woodhouse	N/A	N/A	N/A	16	A Stevenson	7.13	9.897	23-May-23	16	JJ Hughes-Dowd	20.9	8.194	23-May-23
15	D Hughes-Dowd	N/A	N/A	N/A	17	A Thompson	7.15	9.870	22-Feb-22	17	A Thompson	19.7	7.723	23-May-23
15	D Latham	N/A	N/A	N/A	18	JJ Hughes-Dowd	7.30	9.667	23-May-23	18	A Woodhouse	19.6	7.684	23-May-23
15	D Turnbull	N/A	N/A	N/A	19	H Smith	7.36	9.588	23-May-23	19	C Cooper	19.4	7.606	22-Feb-22
15	H Smith	N/A	N/A	N/A	20	S Smith	7.56	9.334	23-May-23	20	S Smith	19.2	7.527	23-May-23
15	JJ Hughes-Dowd	N/A	N/A	N/A	21	A Woodhouse	7.72	9.141	23-May-23	21	D Latham	18.7	7.331	23-May-23
15	S Goodlip (M)	N/A	N/A	N/A	22	D Hughes-Dowd	7.81	9.036	23-May-23	22	H Smith	18.5	7.253	23-May-23
15	S Smith	N/A	N/A	N/A	23	D Latham	7.91	8.921	23-May-23	23	D Hughes-Dowd	18.3	7.174	23-May-23
Pos	Junior	Laps	MPH	Date	Pos	Junior	Time	MPH	Date	Pos	Junior	Laps	MPH	Date
1	L Bowles	43.3	8.488	22-Feb-22	1	L Bowles	6.62	10.660	22-Feb-22	1	L Bowles	23.2	9.095	22-Feb-22
2	J Thompson	31.2	6.116	22-Feb-22	2	JJ Hughes-Dowd	7.30	9.667	23-May-23	2	JJ Hughes-Dowd	20.9	8.194	23-May-23
3	E Woodhouse	N/A	N/A	N/A	3	J Woodhouse	7.33	9.627	23-May-23	3	J Thompson	18.8	7.370	23-May-23
3	H Smith	N/A	N/A	N/A	4	H Smith	7.36	9.588	23-May-23	4	H Smith	18.5	7.253	23-May-23
3	J Woodhouse	N/A	N/A	N/A	5	J Thompson	7.70	9.165	23-May-23	5	J Woodhouse	17.4	6.822	23-May-23
3	JJ Hughes-Dowd	N/A	N/A	N/A	6	T Stevenson	9.50	7.428	23-May-23	6	T Stevenson	14.6	5.724	23-May-23
3	T Stevenson	N/A	N/A	N/A	7	E Woodhouse	11.33	6.228	23-May-23	7	E Woodhouse	12.7	4.979	23-May-23



Nashville spread along the length of the Table Tennis room.

# Championship Tables



Those All Important  
**Points!**



Adult 'E' Final, Steve Smith (15<sup>th</sup>), Stuart Gray (14<sup>th</sup>), Harry (16<sup>th</sup>) and winner Dan



DHORC Championship 2023				
Pos	Competitor	Total	Best (75%)	Diff
	Name	31	23	
	(Adult)	Scores	Scores	
1	L Pateman	358	358	
2	S Goodlip (M)	348	348	10
3	A Smith (M)	294	294	54
4	N Sismey (M)	282	282	12
4	P Rees (M)	282	282	
6	A Turnbull	261	261	21
7	G Peach (M)	243	243	18
8	D Turnbull	221	221	22
9	L Blacker	203	203	18
10	C Bowles	197	197	6
11	JJ Hughes-Dowd	187	187	10
12	D Hughes-Dowd	173	173	14
13	S Gray (M)	167	167	6
14	R Litherland	165	165	2
15	A Stevenson	100	100	65
16	S Smith	97	97	3
16	D Latham	97	97	
18	H Smith	95	95	2
19	L Bowles	93	93	2
20	R Lawson	79	79	14
20	J Lawson	79	79	
20	A Thompson	79	79	
23	A Woodhouse	60	60	19
24	D Garbett (M)	49	49	11
25	M Dutson	32	32	17
26	L Smith	22	22	10
Pos	(Juniors)	Total	75%	Diff
1	JJ Hughes-Dowd	368	368	
2	L Bowles	361	361	7
3	T Stevenson	236	236	125
4	H Smith	170	170	66
5	J Thomson	160	160	10
6	J Lawson	146	146	14
7	J Woodhouse	126	126	20
8	E Woodhouse	111	111	15
9	E Doyle	97	97	14
Pos	(Masters)	Total	75%	Diff
1	S Goodlip (M)	388	388	
2	A Smith (M)	323	323	65
3	N Sismey (M)	312	312	11
4	P Rees (M)	311	311	1
5	G Peach (M)	275	275	36
6	S Gray (M)	223	223	52
7	D Garbett (M)	57	57	166

DHORC Challenge 2023				
Pos	Competitor	Wins	Results	
	Name		(31)	Turn Up
	(Adult)		Points	Rate
1	L Blacker	6	20.5	100.00%
2	D Hughes-Dowd	4	19.5	100.00%
3	S Goodlip (M)	6	19.0	100.00%
3	G Peach (M)	6	19.0	100.00%
5	P Rees (M)	5	18.5	100.00%
6	A Turnbull	2	14.5	100.00%
7	L Pateman	4	14.0	100.00%
8	A Smith (M)	4	13.0	88.89%
9	N Sismey (M)	2	12.5	100.00%
9	S Gray (M)	3	12.5	88.89%
9	D Turnbull	2	12.5	100.00%
12	JJ Hughes-Dowd	1	11.5	100.00%
13	R Litherland	1	9.0	66.67%
13	H Smith	2	9.0	55.56%
13	C Bowles	0	9.0	77.78%
16	L Bowles	1	7.0	50.00%
17	J Lawson	1	6.0	57.14%
17	S Smith	0	6.0	55.56%
19	D Latham	0	4.5	62.50%
20	R Lawson	0	4.0	57.14%
21	L Smith	1	3.0	20.00%
22	D Garbett (M)	0	1.5	22.22%
23	A Stevenson	0	0.0	66.67%
23	A Woodhouse	0	0.0	50.00%
23	A Thompson	0	0.0	62.50%
23	M Dutson	0	0.0	28.57%
Pos	(Junior)	Wins	Points	Rate
1	JJ Hughes-Dowd	3	16.0	100.00%
2	L Bowles	6	13.5	88.89%
3	J Thomson	4	12.5	62.50%
4	T Stevenson	0	8.0	88.89%
5	J Woodhouse	1	6.5	50.00%
6	J Lawson	0	5.0	57.14%
7	H Smith	0	4.5	55.56%
8	E Woodhouse	0	3.5	50.00%
9	E Doyle	0	1.5	37.50%



Dan was very pleased with his fourth Final win of the year taking him back to second in the DHORC Challenge

DHORC Championship 2023													
Pos	Competitor Name (Adult)	MIA F1 1 10-Jan	INT GC 2 31-Jan	CP F1 3 21-Feb	CP GC 4 21-Feb	MON F1 5 14-Mar	LB GC 6 04-Apr	ZAN F1 7 02-May	ZAN GC 8 02-May	NAS F1 9 23-May	Total 31 Scores	Best (75%) 23 Scores	Diff
1	L Pateman	49	31	29	41	32	40	39	48	49	358	358	
2	S Goodlip (M)	29	38	31	45	49	45	38	38	35	348	348	10
3	A Smith (M)	39	45	48	33	34	34	31	30	DNS	294	294	54
4	N Sismey (M)	27	29	34	34	38	34	28	31	27	282	282	12
4	P Rees (M)	34	26	38	27	27	27	45	29	29	282	282	
6	A Turnbull	28	34	29	23	28	28	27	26	38	261	261	21
7	G Peach (M)	24	27	28	28	25	24	29	27	31	243	243	18
8	D Turnbull	22	25	25	25	24	25	25	24	26	221	221	22
9	L Blacker	23	21	22	24	18	22	23	25	25	203	203	18
10	C Bowles	26	28	DNS	DNS	29	26	26	34	28	197	197	6
11	JJ Hughes-Dowd	19	16	18	22	23	20	24	23	22	187	187	10
12	D Hughes-Dowd	20	17	19	17	19	17	22	19	23	173	173	14
13	S Gray (M)	21	22	24	19	DNS	19	21	21	20	167	167	6
14	R Litherland	31	DNS	26	29	26	29	DNS	DNS	24	165	165	2
15	A Stevenson	16	DNS	DNS	DNS	15	16	18	18	17	100	100	65
16	S Smith	18	20	DNS	DNS	DNS	DNS	20	20	19	97	97	3
16	D Latham	DNS	18	23	18	17	DNS	DNS	DNS	21	97	97	
18	H Smith	17	19	DNS	DNS	DNS	DNS	19	22	18	95	95	2
19	L Bowles	DNS	23	21	26	DNS	23	DNS	DNS	DNS	93	93	2
20	R Lawson	DNS	DNS	20	20	21	18	DNS	DNS	DNS	79	79	14
20	J Lawson	DNS	DNS	17	21	20	21	DNS	DNS	DNS	79	79	
20	A Thompson	DNS	15	DNS	DNS	DNS	14	17	17	16	79	79	
23	A Woodhouse	DNS	14	DNS	DNS	16	15	DNS	DNS	15	60	60	19
24	D Garbett (M)	25	24	DNS	DNS	DNS	DNS	DNS	DNS	DNS	49	49	11
25	M Dutton	DNS	DNS	16	16	DNS	DNS	DNS	DNS	DNS	32	32	17
26	L Smith	DNS	DNS	DNS	DNS	22	DNS	DNS	DNS	DNS	22	22	10
Pos	(Juniors)	659	660	661	662	663	664	665	666	667	Total	75%	Diff
1	JJ Hughes-Dowd	39	35	38	38	48	35	46	40	49	368	368	
2	L Bowles	49	47	50	50	35	47	35	48	DNS	361	361	7
3	T Stevenson	31	DNS	31	31	28	28	29	29	29	236	236	125
4	H Smith	34	32	DNS	DNS	DNS	DNS	38	34	32	170	170	66
5	J Thomson	DNS	29	DNS	DNS	DNS	32	34	31	34	160	160	10
6	J Lawson	DNS	DNS	34	34	39	39	DNS	DNS	DNS	146	146	14
7	J Woodhouse	DNS	28	DNS	DNS	31	29	DNS	DNS	38	126	126	20
8	E Woodhouse	DNS	27	DNS	DNS	29	27	DNS	DNS	28	111	111	15
9	E Doyle	DNS	39	29	29	DNS	DNS	DNS	DNS	DNS	97	97	14
Pos	(Masters)	659	660	661	662	663	664	665	666	667	Total	75%	Diff
1	S Goodlip (M)	35	42	31	46	50	47	43	46	48	388	388	
2	A Smith (M)	48	46	50	38	34	37	35	35	DNS	323	323	65
3	N Sismey (M)	31	34	34	38	38	38	29	38	32	312	312	11
4	P Rees (M)	39	29	38	29	31	31	45	34	35	311	311	1
5	G Peach (M)	28	31	29	31	29	29	31	29	38	275	275	36
6	S Gray (M)	27	27	28	28	DNS	28	28	28	29	223	223	52
7	D Garbett (M)	29	28	DNS	DNS	DNS	DNS	DNS	DNS	DNS	57	57	166



Phil making sure all tyres are clean for the Finals.

### DHORC Final Challenge 2023

Pos	Competitor		Wins	MIA F1	INT GC	CP F1	CP GC	MON F1	LB GC	ZAN F1	ZAN GC	NAS F1	Results	
	Name	(Adult)		1	2	3	4	5	6	7	8	9	(31)	Turn Up
				10-Jan	31-Jan	21-Feb	21-Feb	14-Mar	04-Apr	02-May	02-May	23-May	Points	Rate
1	L Blacker		6	1.5	0.5	3.0	6.5	0.5	1.0	3.5	1.0	3.0	20.5	100.00%
2	D Hughes-Dowd		4	3.5	1.5	3.0	1.5	3.0	1.5	1.0	1.0	3.5	19.5	100.00%
3	S Goodlip (M)		6	3.5	1.5	4.5	2.0	2.0	2.0	1.0	1.5	1.0	19.0	100.00%
3	G Peach (M)		6	2.5	2.5	1.0	3.0	1.0	0.5	3.5	0.5	4.5	19.0	100.00%
5	P Rees (M)		5	3.0	3.5	1.5	0.5	2.5	0.5	4.0	1.5	1.5	18.5	100.00%
6	A Turnbull		2	1.0	3.0	1.5	1.5	1.0	1.0	0.5	3.5	1.5	14.5	100.00%
7	L Pateman		4	2.0	0.5	0.5	1.5	2.5	1.5	1.5	2.0	2.0	14.0	100.00%
8	A Smith (M)		4	1.5	2.0	2.0	2.5	1.0	0.5	0.5	3.0	DNS	13.0	88.89%
9	N Sismey (M)		2	0.5	1.5	1.0	1.0	1.5	3.0	1.0	2.5	0.5	12.5	100.00%
9	S Gray (M)		3	2.5	1.0	2.5	1.0	DNS	3.0	0.5	0.5	1.5	12.5	88.89%
9	D Turnbull		2	1.0	1.0	1.0	1.0	2.5	3.0	1.0	0.5	1.5	12.5	100.00%
12	JJ Hughes-Dowd		1	1.0	1.0	0.5	1.0	1.5	1.5	2.5	1.5	1.0	11.5	100.00%
13	R Litherland		1	0.5	DNS	1.5	1.5	1.5	3.5	DNS	DNS	0.5	9.0	66.67%
13	H Smith		2	1.5	3.0	DNS	DNS	DNS	DNS	1.0	3.0	0.5	9.0	55.56%
13	C Bowles			1.5	1.0	DNS	DNS	1.5	1.5	1.5	1.0	1.0	9.0	77.78%
16	L Bowles		1	DNS	3.5	0.5	1.5	DNS	1.5	DNS	DNS	DNS	7.0	50.00%
17	J Lawson		1	DNS	DNS	1.5	0.5	1.5	2.5	DNS	DNS	DNS	6.0	57.14%
17	S Smith			0.5	1.5	DNS	DNS	DNS	DNS	1.5	1.5	1.0	6.0	55.56%
19	D Latham			DNS	0.5	1.5	0.5	1.5	DNS	DNS	DNS	0.5	4.5	62.50%
20	R Lawson			DNS	DNS	1.5	1.5	0.5	0.5	DNS	DNS	DNS	4.0	57.14%
21	L Smith		1	DNS	DNS	DNS	DNS	3.0	DNS	DNS	DNS	DNS	3.0	20.00%
22	D Garbett (M)			1.0	0.5	DNS	DNS	DNS	DNS	DNS	DNS	DNS	1.5	22.22%
23	A Stevenson			0.0	DNS	DNS	DNS	0.0	0.0	0.0	0.0	0.0	0.0	66.67%
23	A Woodhouse			DNS	0.0	DNS	DNS	0.0	0.0	DNS	DNS	0.0	0.0	50.00%
23	A Thompson			DNS	0.0	DNS	DNS	DNS	0.0	0.0	0.0	0.0	0.0	62.50%
23	M Dutson			DNS	DNS	0.0	0.0	DNS	DNS	DNS	DNS	DNS	0.0	28.57%
Pos	(Junior)		Wins	659	660	661	662	663	664	665	666	667	Points	Rate
1	JJ Hughes-Dowd		3	1.5	3.0	1.5	1.5	2.0	1.0	2.0	1.5	2.0	16.0	100.00%
2	L Bowles		6	2.0	2.0	2.0	2.0	1.0	2.0	0.5	2.0	DNS	13.5	88.89%
3	J Thomson		4	DNS	1.5	DNS	DNS	DNS	2.5	3.0	2.5	3.0	12.5	62.50%
4	T Stevenson			0.5	DNS	0.5	0.5	1.0	1.0	1.5	1.5	1.5	8.0	88.89%
5	J Woodhouse		1	DNS	1.0	DNS	DNS	2.5	1.5	DNS	DNS	1.5	6.5	50.00%
6	J Lawson			DNS	DNS	1.0	1.0	1.5	1.5	DNS	DNS	DNS	5.0	57.14%
7	H Smith			1.0	0.5	DNS	DNS	DNS	DNS	1.5	1.0	0.5	4.5	55.56%
8	E Woodhouse			DNS	0.5	DNS	DNS	1.5	0.5	DNS	DNS	1.0	3.5	50.00%
9	E Doyle			DNS	1.5	0.0	0.0	DNS	DNS	DNS	DNS	DNS	1.5	37.50%
Turn Up Rates				100.00%	90.00%	69.70%	69.70%	71.43%	77.14%	62.86%	62.86%	71.43%	AVE	73.72%



Adult 'D' Final, with winner Lewis taking over the lead of the DHORC Challenge, then Denis (13<sup>th</sup>), JJ (12<sup>th</sup>) and a very pleased Dan in 11<sup>th</sup>, ahead of JJ. His best result to date!





Adult 'C' Final, Dan Turnbull (8<sup>th</sup>), winner Geoff Peach, Lewis (9<sup>th</sup>) and Reuben (10<sup>th</sup>)





Adult 'B' Final, Nick (7<sup>th</sup>), Chris (6<sup>th</sup>), Phil (5<sup>th</sup>) and winner for a second time Geoff.







**Adult 'A' Final, Geoff (4<sup>th</sup>) taking third in the DHORC Challenge with is his 4.5 Final points alongside Simon. Winner Lee Pateman who takes over the Adult Championship lead, Simon (3<sup>rd</sup>) winning his fifth Masters of the year and Adam Turnbull (2<sup>nd</sup>).**



# Members' Statistics

## ADULT STATISTICS 1992-2023 - AFTER DHORC 667

Sheet 1 of 5 (Note: Highlighted Names are Current 2023 Members, CS = Best Consecutive Results)

MEETINGS (Junior & Adult)		RACES (Junior & Adult)		DRIVER RANKING		FINALS WON						
ATTENDED		COMPLETED		ADULT		ADULT						
Pos	ADULT	No	Pos	ADULT	No	Pos	ADULT					
1	P REES	652	1	P REES	3,779	1	* A SMITH	2,063	1	L PATEMAN	275	(5)
2	N SISMEY	614	2	N SISMEY	3,459	2	* L PATEMAN	2,588	2	P REES	239	(3)
3	L PATEMAN	577	3	L PATEMAN	3,294	3	* J SISMEY	2,750	3	S GOODLIP	170	(4)
4	G PEACH	441	4	G PEACH	2,488	4	* W LANDER	2,838	3	N SISMEY	170	(2)
5	S GOODLIP	367	5	P BARBER	2,102	5	* S GOODLIP	2,950	5	M CHADWICK	117	(3)
6	P BARBER	363	6	S GOODLIP	1,998	6	* M CHADWICK	3,813	6	J SISMEY	103	(4)
7	A McPEAKE	299	7	A BULLOCK	1,802	7	* J TAGUE	4,538	7	G PEACH	98	(2)
8	A BULLOCK	292	8	A McPEAKE	1,658	8	* T MEASHAM	5,113	8	L SMITH	88	(3)
9	M CHADWICK	287	9	R MASTERS	1,598	9	* A TURNBULL	5,175	9	D McPEAKE	77	(2)
10	R MASTERS	280	10	M CHADWICK	1,537	10	* J NEALE	5,200	10	A SMITH	75	(5)
11	N LAMBERT	269	11	C ROYTHORNE	1,513	11	* C BOWLES	5,400	11	A McPEAKE	66	(2)
12	C ROYTHORNE	249	12	N LAMBERT	1,479	12	* N SISMEY	5,650	11	A BULLOCK	66	(2)
13	D McPEAKE	245	13	D McPEAKE	1,366	13	* K LYE	6,063	13	J TAGUE	64	(2)
14	R SEAMAN	235	14	R SEAMAN	1,313	14	* P REES	6,163	14	N LAMBERT	61	(2)
15	J SISMEY (331)	211	15	J SISMEY (1,957)	1,303	15	* R LITHERLAND	6,288	14	M ALLSOPP	61	(3)
16	L SMITH (265)	210	16	L SMITH (1,643)	1,291	16	* C ROYTHORNE	6,350	16	R SEAMAN	60	(2)
17	M ALLSOPP	203	17	M ALLSOPP	1,265	17	* D GARBETT	6,450	17	W LANDER	56	(2)
18	D TURNBULL	195	18	D TURNBULL	1,070	18	* A McPEAKE	6,488	18	C ROYTHORNE	55	(2)
19	J LAMB	179	19	J LAMB	1,048	19	* R SEAMAN	6,550	19	R MASTERS	54	(2)
20	P LEVERS	166	20	S ANAND	976	20	* R BLAKE	7,125	20	S ANAND	53	(3)
21	J TAGUE	165	21	P LEVERS	957	21	* T CHADWICK	7,250	21	J LAMB	49	(3)
21	A SMITH	165	22	J LYMER	948	21	* S ANAND	7,250	22	P LEVERS	48	(2)
23	S ANAND	154	23	J TAGUE	858	23	* G PEACH	7,300	23	A HOLLIDAY	43	(3)
24	J LYMER	146	24	K ALCOCK	848	24	* A BULLOCK	7,438	24	I BRENTNALL	41	(3)
25	D EDWARDS	139	25	A SMITH	847	25	* M ALLSOPP	7,488	24	P BARBER	41	(2)
26	K ALCOCK	131	26	D EDWARDS	801	26	* R CROSSLAND	8,175	26	J LYMER	38	(2)
27	A HOLLIDAY	121	27	G WESTON	682	27	* L SMITH	8,400	27	G WESTON	33	(2)
28	L EDWARDS	116	28	A HOLLIDAY	673	28	* D McPEAKE	8,563	28	K ALCOCK	30	(3)
29	G WESTON	113	29	W LANDER	661	29	* D BRENTNALL	8,838	29	D EDWARDS	29	(2)
30	C HENRY	109	30	L EDWARDS	654	30	* K PAYNE	8,850	29	D GARBETT	29	(2)
30	D GARBETT	109	31	J HOLMES	639	31	* J ROYTHORNE	8,938	29	D TURNBULL	29	(3)
30	C BOWLES (196)	109	32	C HENRY	552	32	* J LEVERS	9,063	32	B JOHNSON	28	(3)
33	W LANDER	104	33	C BOWLES (952)	550	33	* A DAVIES	9,138	32	C BOWLES	28	(2)
34	S SMITH	102	34	S SMITH	544	34	* D TURNBULL	9,150	32	L BLACKER	28	(3)
35	J HOLMES	98	35	D GARBETT	523	35	* P LEVERS	9,188	35	A TURNBULL	27	(2)
35	R LAWSON	98	36	R LAWSON	520	36	* J LYMER	9,288	36	R BLAKE	26	(2)
37	B JOHNSON	96	37	I BRENTNALL	511	37	* L BLACKER	9,613	37	D BRENTNALL	25	(5)
38	I BRENTNALL	94	38	B JOHNSON	509	38	* S PANK	9,775	37	M ROGERS	25	(3)
39	T DINGLEY	87	39	R CROSSLAND	456	39	* D PASSELL	9,850	37	J HOLMES	25	
40	S GRAY	86	40	T DINGLEY	455	40	* J LAMB	10,063	40	J NEALE	24	(2)
41	R CROSSLAND	81	41	J ROYTHORNE	432	41	* T DINGLEY	10,125	41	J LEVERS	22	(3)
42	A STAMPER	76	42	S GRAY	403	42	* I BRENTNALL	10,325	41	R CROSSLAND	22	(2)
43	A TURNBULL (226)	74	43	R BLAKE	383	43	* M KNIGHTON	10,363	43	S MINNIS	21	(3)
44	S PANK	69	44	A STAMPER	366	44	* G WESTON	10,375	43	S PANK	21	(2)
44	J ROYTHORNE	69	45	S PANK	364	45	* D EDWARDS	10,438	43	T DINGLEY	21	
46	S MINNIS	67	46	J LITHERLAND	357	46	* M ROGERS	10,463	46	J ROYTHORNE	20	(2)
47	L BLACKER	65	47	S MINNIS	356	47	* S MINNIS	11,400	47	C HENRY	19	
48	R BLAKE	62	48	A TURNBULL (1,250)	345	48	* J HOLMES	12,350	48	A FEARN	18	(2)
49	J LITHERLAND	61	49	J LEVERS	322	49	* A HOLLIDAY	12,413	49	S LANDER	14	(2)
50	J NEALE	60	50	A FEARN (380)	319	50	* B JOHNSON	12,500	50	T CHADWICK	13	(2)

(Driver Ranking = Average Position in Qualifying, Final Position, Fastest Lap & Race Laps Over Last 20 club nights)

## ADULT STATISTICS 1992-2023 - AFTER DHORC 667

Sheet 2 of 5 (Note: Highlighted Names are Current 2023 Members, CS = Best Consecutive Results)

MEETINGS (Junior & Adult) ATTENDED			RACES (Junior & Adult) COMPLETED			DRIVER RANKING			FINALS WON			
Pos	ADULT	No	Pos	ADULT	No	Pos	ADULT	SCORE	Pos	ADULT	No	CS
51	M ROGERS	57	51	J NEALE	318	51	* K ALCOCK	12.613	51	J HITCHCOCK	12	(2)
52	J LEVERS	53	52	M ROGERS	308	52	* A FEARN	12.625	51	P FOXLEY	12	(2)
53	G SCHULE	52	53	L BLACKER	296	53	* M STURGESS	12.675	51	R LITHERLAND	12	(2)
54	A FEARN	49	54	M MARTINEZ	289	54	* N LAMBERT	12.950	54	T MEASHAM	11	
54	M MARTINEZ	49	55	K LYE	263	55	* P FOXLEY	12.963	54	S GRAY	11	
56	D OLVER	45	56	G SCHULE	258	56	* S GRAY	13.013	56	D WALKER	10	
57	D WALKER	42	57	C BULLOCK (639)	248	57	* G SCHULE	13.238	56	D PASSELL	10	(2)
57	K LYE	42	58	D BRETNALL	225	58	* J TETLEY	13.313	56	L EDWARDS	10	
59	D BRETNALL	41	58	T CHADWICK (999)	225	59	* R LAWSON	13.500	56	S SMITH	10	
60	R LITHERLAND (191)	39	60	D OLIVER	216	60	* C HENRY	13.763	60	S DUNN	9	(2)
61	A THOMPSON	38	61	D WALKER	212	61	* D GREEN	13.850	60	K LYE	9	
62	M KNIGHTON	36	62	A DAVIES	211	62	* A STAMPER	14.300	62	G LAMBERT	8	(4)
62	T CHADWICK (183)	36	63	T MEASHAM (758)	208	63	* R MASTERS	14.325	62	J LITHERLAND	8	
62	C BULLOCK (102)	36	64	M KNIGHTON	206	64	* M HOLLAND	14.375	62	C COOPER	8	
65	S DUNN	35	65	J CHELL	202	65	* N CHATTLE	14.488	62	R LAWSON	8	
66	D PASSELL	34	66	D PASSELL	191	66	* J LITHERLAND	14.550	66	R CHADWICK	7	(2)
66	A DAVIES	34	67	S DUNN	183	67	* B BRUCE	14.563	66	A DAVIES	7	
68	T MEASHAM (126)	33	68	A THOMPSON	174	68	* S SMITH	14.713	66	H SMITH	7	
69	G LAMBERT	32	69	P FOXLEY	172	69	* L EDWARDS	14.800	69	M JUBB	6	
69	P FOXLEY	32	70	G LAMBERT	168	70	* C BULLOCK	15.138	69	A STAMPER	6	
71	J CHELL	30	71	M STURGESS	163	71	* D OLIVER	15.688	69	C BULLOCK	6	
72	M STURGESS	29	72	S SUMNER	157	72	* S DUNN	15.963	69	K PAYNE	6	
73	R HITCHCOCK	27	73	B BRUCE	148	73	* G LAMBERT	16.175	69	J TETLEY	6	(2)
73	R CHADWICK	27	74	R CHADWICK	146	74	* A THOMPSON	16.225	69	T BALDOCK	6	
75	S SUMNER	26	75	J TETLEY	143	75	* S SUMNER	16.425	75	C SCHOFIELD	5	(2)
76	B BRUCE	25	76	R LITHERLAND (1,058)	141	76	* M MARTINEZ	16.763	75	A J McPEAKE	5	(2)
77	C STANNARD	24	77	K PAYNE	140	77	* J CHELL	17.138	75	I HOLLAND	5	
78	I HOLLAND	23	78	R HITCHCOCK	138	78	* C STANNARD	17.325	75	M TANSLEY	5	
78	J HITCHCOCK	23	79	M HOLLAND	129	79	* R HITCHCOCK	18.063	75	D OLIVER	5	
78	C SCHOFIELD	23	80	J HITCHCOCK	127	80	* C SCHOFIELD	18.113	75	D GREEN	5	
78	D GREEN	23	81	C SCHOFIELD	124	81	* D WALKER	18.163	75	J CHELL	5	
78	M HOLLAND	23	82	I HOLLAND	120	82	* P BARBER	18.938	75	R JAMES	5	
78	K PAYNE	23	82	D GREEN	120	83	* J HITCHCOCK	21.388	83	S REVITT	4	(2)
84	J TETLEY	21	84	N CHATTLE	119	84	* R CHADWICK	22.013	83	R HITCHCOCK	4	
85	N CHATTLE	20	85	S LANDER	118	85	* I HOLLAND	22.288	83	M KNIGHTON	4	
86	M JUBB	19	85	C STANNARD	118	N/A	T BALDOCK	2.583	83	M STURGESS	4	
87	C CARRINGTON	18	87	T HAGUES	111	N/A	S REVITT	3.792	83	M BLOOD	4	
87	T HAGUES	18	88	R JAMES	105	N/A	S LANDER	4.485	83	JJ HUGHES-DOWD	4	
87	M DUTSON	18	89	C CARRINGTON	100	N/A	A J McPEAKE	6.659	83	D HUGHES-DOWD	4	
90	N MAFFIN	17	90	M JUBB	99	N/A	A HUGHES	6.792	90	S PATCHING	3	
90	S LANDER	17	91	C BRADFORD	97	N/A	S WHITE	8.000	90	C NORRIS	3	
90	P MELLOR	17	92	P MELLOR	93	N/A	C SLATER	9.250	90	J HENRY	3	
90	C BRADFORD	17	93	N MAFFIN	82	N/A	S SIDDANS	10.417	90	C CARRINGTON	3	
90	C COOPER	17	94	P COCKBILL	81	N/A	J KELLY	10.500	90	A HUGHES	3	
90	D HUGHES-DOWD	17	95	D LEVERTON	75	N/A	L BOWLES	10.583	90	M HOLLAND	3	
96	P COCKBILL	16	96	M TANSLEY	73	N/A	J HENRY	11.000	90	C STANNARD	3	
97	R JAMES	15	97	YAN SHEN	68	N/A	F HOLMES	11.194	97	H VD HEUVEL	2	(2)
97	JJ HUGHES-DOWD (32)	15	98	J KELLY	67	N/A	C COOPER	11.500	97	J KELLY	2	
99	M TANSLEY	14	99	D HUGHES-DOWD	65	N/A	M BLOOD	11.639	97	C SLATER	2	(2)
99	A STEVENSON	14	100	S REVITT	63	N/A	C ATKINSON	12.125	97	YAN SHEN	2	

### ADULT STATISTICS 1992-2023 - AFTER DHORC 667

Sheet 3 of 5 (Note: Highlighted Names are Current 2023 Members, CS = Best Consecutive Results)

MEETINGS (Junior & Adult)			RACES (Junior & Adult)			DRIVER RANKING		FINALS WON				
ATTENDED			COMPLETED									
Pos	ADULT	No	Pos	ADULT	No	Pos	ADULT	SCORE	Pos	ADULT	No	CS
101	J KELLY	13	101	M WATTS (130)	61	N/A	J MELLOR	12.650	97	I HALL	2	
101	D LEVERTON	13	101	C COOPER	61	N/A	JJ HUGHES-DOWD	12.717	97	S SUMNER	2	
103	S REVITT	12	103	J McDONALD (98)	60	N/A	J LAWSON	12.729	97	B BRUCE	2	
103	P PURKIS	12	104	M BLOOD	58	N/A	A DOBBINS	12.925	97	C BRADFORD	2	
103	M WATTS (25)	12	104	W BLURTON	58	N/A	H SMITH	13.045	97	M MARTINEZ	2	
103	T STACEY	12	104	F HOLMES (827)	58	N/A	P WRIGHT	13.250	97	J LAWSON	2	
103	J LAWSON (83)	12	107	I HALL	57	N/A	T STACEY	13.271	107	R GILLARD	1	
108	AJ McPEAKE (76)	11	107	T STACEY	57	N/A	P ZIMMERMAN	13.500	107	D ROYTHORNE	1	
108	YAN SHEN	11	109	T CASH	54	N/A	M TANSLEY	13.500	107	P COCKBILL	1	
108	H SMITH (113)	11	109	M DUTSON	54	N/A	L COPLEY	13.500	107	J JOHNSON	1	
111	R GILLARD	10	111	N WRIGHT	52	N/A	N WRIGHT	13.556	107	G SCHULE	1	
111	A DOBBINS	10	112	AJ McPEAKE (376)	50	N/A	C WILKINSON	14.083	107	M WATTS	1	
111	I HALL	10	112	T BALDOCK	50	N/A	C CARRINGTON	14.111	107	B GEBAUERS	1	
111	J McDONALD (16)	10	112	A STEVENSON	50	N/A	K JEFFRIES	14.688	107	G CLARK	1	
115	N WRIGHT	9	115	R GILLARD	49	N/A	Da BUCKLEY	14.844	107	L COPLEY	1	
115	M BLOOD	9	115	A DOBBINS	49	N/A	S ALLDREAD	14.917	107	A DOBBINS	1	
115	T BALDOCK	9	115	D KENNING	49	N/A	B COOK	15.000	107	C WILKINSON	1	
115	T CASH	9	118	P PURKIS	47	N/A	J FLETCHER	15.125	107	R HILL	1	
115	F HOLMES (139)	9	119	A LEE	46	N/A	A STEVENSON	15.161	107	N CHATTLE	1	
120	C NORRIS	8	119	Z MIDDLETON	46	N/A	M DUTSON	15.361	107	C ATKINSON	1	
120	Da BUCKLEY	8	121	Da BUCKLEY	43	N/A	W BLURTON	15.438	107	A THOMPSON	1	
120	W BLURTON	8	122	A HUGHES (414)	42	N/A	R HEATON	15.500	107	A LEE	1	
120	D KENNING	8	123	P WRIGHT	40	N/A	R GILLARD	15.575	107	D LLOYD	1	
124	S PATCHING	7	124	G CLARK	39	N/A	R JAMES	15.617	107	Z MIDDLETON	1	
124	G CLARK	7	125	S PATCHING	38	N/A	G CLARK	15.750	107	T STACEY	1	
124	J HENRY (134)	7	125	C NORRIS	38	N/A	L HENDERSON	15.750	107	F HOLMES	1	
124	R HILL	7	127	J HENRY (695)	37	N/A	A LEE	15.833	107	J McDONALD	1	
124	L ELMORE	7	128	C WILKINSON	35	N/A	D LEVERTON	15.846	107	L BOWLES	1	
129	D HARROP	6	128	YUAN ZHI	35	N/A	R SPENCER	15.850				
129	D HART	6	128	L ELMORE	35	N/A	YUAN ZHI	15.875				
129	P WRIGHT	6	131	D BUCKLEY	33	N/A	D LATHAM	15.900				
129	C WILKINSON	6	132	R HILL	32	N/A	R HILL	16.071				
129	A HUGHES (67)	6	133	D HART	30	N/A	S KERR	16.083				
129	Ch HOLLAND	6	133	D HARROP	30	N/A	P COCKBILL	16.156				
129	D BUCKLEY	6	133	Ch HOLLAND	30	N/A	D HUGHES-DOWD	16.162				
129	YUAN ZHI	6	136	St BOWMAN	29	N/A	D LLOYD	16.167				
129	A LEE	6	136	C BLURTON	29	N/A	S PATCHING	16.179				
129	Z MIDDLETON	6	138	R SPENCER	28	N/A	A WOODHOUSE	16.208				
129	S KERR	6	139	C ATKINSON	27	N/A	Z MIDDLETON	16.250				
129	L BOWLES (67)	6	140	K JEFFRIES	26	N/A	J McDONALD	16.375				
129	A WOODHOUSE	6	141	L COPLEY	25	N/A	D KENNING	16.469				
142	R SPENCER	5	141	D LLOYD	25	N/A	M WATTS	16.625				
142	J MELLOR (87)	5	143	S SIDDONS	23	N/A	C NORRIS	16.714				
142	C BLURTON	5	144	S KERR	22	N/A	T CASH	16.889				
142	D LATHAM	5	144	J LAWSON (386)	22	N/A	G HADDON	17.000				
146	B GEBAUERS	4	144	H SMITH (586)	22	N/A	D HARROP	17.500				
146	C ROBINSON	4	147	B GEBAUERS	21	N/A	St BOWMAN	17.500				
146	S HENDRY	4	147	D LATHAM	21	N/A	YAN SHEN	17.636				
146	C ATKINSON	4	149	C ROBINSON	20	N/A	I HALL	17.650				
146	K JEFFRIES	4	149	S HENDRY	20	N/A	L ZHOU	17.750				

### ADULT STATISTICS 1992-2023 - AFTER DHORC 667

Sheet 4 of 5 (Note: Highlighted Names are Current 2023 Members, CS = Best Consecutive Results)

MEETINGS (Junior & Adult)			RACES (Junior & Adult)			DRIVER RANKING		FINALS WON				
ATTENDED			COMPLETED									
Pos	ADULT	No	Pos	ADULT	No	Pos	ADULT	SCORE	Pos	ADULT	No	CS
146	W PARKIN	4	151	JJ HUGHES-DOWD (82)	19	N/A	C ROBINSON	18.000				
146	St BOWMAN	4	152	W PARKIN	17	N/A	N MAFFIN	18.103				
153	H VD HEUVEL	3	153	J JOHNSON	16	N/A	D HART	18.208				
153	J JOHNSON	3	153	J MELLOR (497)	16	N/A	T HAGUES	18.236				
153	S ALLDREAD	3	155	S ALLDREAD	15	N/A	C BRADFORD	18.279				
153	L COPLEY	3	155	S BENNETT	15	N/A	D BUCKLEY	18.333				
153	S SIDDONS	3	157	H VD HEUVEL	14	N/A	J ASHCROFT	18.375				
153	D LLOYD	3	157	P ZIMMERMANN	14	N/A	B FAHRNER	18.750				
153	S BENNETT	3	157	L HENDERSON	14	N/A	Ch HOLLAND	18.792				
160	D ROYTHORNE	2	160	D ROYTHORNE	11	N/A	C BLURTON	18.800				
160	J ASHCROFT	2	160	L BOWLES (316)	11	N/A	B GEBAUERS	18.875				
160	A CARTER	2	162	J ASHCROFT	10	N/A	S HENDRY	19.188				
160	B FAHRNER	2	162	A CARTER	10	N/A	D ROYTHORNE	19.375				
160	L ZHOU	2	162	B FAHRNER	10	N/A	M JUBB	19.408				
160	B COOK	2	162	B COOK	10	N/A	S BENNETT	19.417				
160	J FLETCHER	2	162	J FLETCHER	10	N/A	J JOHNSON	19.500				
167	S WHITE	1	167	L ZHOU	9	N/A	A HARTLEY	19.750				
167	P DUNNE	1	168	C SLATER	7	N/A	W PARKIN	19.813				
167	A HARTLEY	1	169	T MAKUNI	6	N/A	T MAKUNI	20.000				
167	C SLATER	1	169	A WOODHOUSE	6	N/A	P DUNNE	20.750				
167	P ZIMMERMANN	1	171	S WHITE	5	N/A	P MELLOR	20.882				
167	L HENDERSON	1	171	R HEATON	5	N/A	A CARTER	21.625				
167	G HADDON (26)	1	171	A HARTLEY	5	N/A	L ELMORE	21.786				
167	T MAKUNI	1	171	G HADDON (143)	5	N/A	P PURKIS	22.667				
167	R HEATON	1	175	P DUNNE	4	N/A	H VD HEUVEL	22.917				

## ADULT STATISTICS 1992-2023, AFTER DHORC 667

Sheet 5 of 5 (Note: Highlighted Names are Current 2023 Members, CS = Best Consecutive Results)

POLES				IQR's				WINS				FASTEST LAPS				BEST RACE LAPS				CHAMPIONSHIPS	
Pos	ADULT	No	CS	Pos	ADULT	No	CS	Pos	ADULT	No	CS	Pos	ADULT	No	CS	Pos	ADULT	No	CS	YEAR	ADULT
1	L PATEMAN	127	(7)	1	L PATEMAN	499	(19)	1	L PATEMAN	119	(4)	1	L PATEMAN	284	(14)	1	L PATEMAN	186	(6)	1992	N SISMEY
2	M CHADWICK	101	(9)	2	N SISMEY	399	(5)	2	S GOODLIP	86	(5)	2	A SMITH	56	(6)	2	N SISMEY	90	(5)	1993	J TAGUE
3	S GOODLIP	89	(7)	3	S GOODLIP	335	(5)	3	N SISMEY	85	(4)	3	S GOODLIP	55	(5)	3	S GOODLIP	68	(3)	1994	J TAGUE
4	N SISMEY	85	(3)	4	M CHADWICK	304	(10)	4	M CHADWICK	53	(7)	4	N SISMEY	50	(4)	4	M CHADWICK	66	(3)	1995	J TAGUE (3)
5	A SMITH	52	(4)	5	J SISMEY	210	(8)	5	J SISMEY	59	(3)	5	J TAGUE	48	(5)	5	A SMITH	59	(3)	1996	M CHADWICK
6	J SISMEY	50	(4)	6	W LANDER	183	(16)	6	A SMITH	46	(3)	6	J SISMEY	38	(4)	6	J SISMEY	39	(3)	1997	M CHADWICK
7	W LANDER	42	(11)	7	A SMITH	152	(4)	7	W LANDER	41	(9)	7	W LANDER	28	(5)	7	W LANDER	37	(11)	1998	N SISMEY
8	J TAGUE	26	(4)	8	J TAGUE	126	(5)	8	J TAGUE	28	(4)	8	M CHADWICK	22	(2)	8	J TAGUE	28	(3)	1999	N SISMEY
9	P REES	19	(2)	9	P REES	104	(3)	9	P REES	29	(2)	9	A McPEAKE	13	(2)	9	P REES	23	(2)	2000	M CHADWICK
10	A McPEAKE	16		10	A McPEAKE	101	(4)	10	A McPEAKE	16	(2)	10	P REES	12	(3)	10	A McPEAKE	13		2001	M CHADWICK
11	J LYMER	14		11	J NEALE	45	(6)	11	J LYMER	13	(2)	11	J NEALE	8	(2)	11	L SMITH	10	(2)	2002	S GOODLIP
12	J NEALE	9	(3)	12	L SMITH	37	(3)	12	J NEALE	9	(2)	12	L SMITH	7		12	D GARBETT	7		2003	L PATEMAN
13	L SMITH	6		13	J LYMER	36	(3)	13	S ANAND	5		13	C ROYTHORNE	6		13	J NEALE	6		2004	L PATEMAN
14	T BALDOCK	5	(2)	14	D GARBETT	30	(3)	13	M ALLSOPP	5		14	D GARBETT	5		13	M ALLSOPP	6		2005	M CHADWICK (5)
14	D GARBETT	5		15	S ANAND	25	(2)	13	T BALDOCK	5		15	T BALDOCK	4		15	J LYMER	5		2006	W LANDER
16	S ANAND	3		16	M ALLSOPP	21	(2)	16	C ROYTHORNE	4		15	T CHADWICK	4		16	T CHADWICK	4		2007	W LANDER
16	S REVITT	3	(2)	17	T BALDOCK	19	(8)	16	L SMITH	4	(2)	15	A BULLOCK	4		16	T BALDOCK	4	(2)	2008	W LANDER (3)
16	P LEVERS	3		18	G PEACH	17	(3)	16	D GARBETT	4		18	D BRENTNALL	3		18	S ANAND	3		2009	J SISMEY
16	J LAMB	3		19	A TURNBULL	14	(2)	19	S LANDER	3		18	G PEACH	3	(2)	19	S REVITT	2	(2)	2010	L PATEMAN
20	S LANDER	2		20	C ROYTHORNE	12	(2)	19	G PEACH	3		18	J LYMER	3		19	D BRENTNALL	2		2011	L PATEMAN
20	D McPEAKE	2		20	S LANDER	12	(2)	19	A TURNBULL	3		18	J LAMB	3		19	D McPEAKE	2		2012	L PATEMAN (5)
20	A BULLOCK	2		22	D McPEAKE	11		22	S REVITT	2		18	C BOWLES	3	(2)	19	R BLAKE	2		2013	J SISMEY
20	C ROYTHORNE	2		23	S REVITT	10	(5)	22	AJ McPEAKE	2		23	S REVITT	2		19	K LYE	2		2014	J SISMEY (3)
20	G PEACH	2	(2)	23	T CHADWICK	10		22	R SEAMAN	2		23	A DAVIES	2	(2)	19	P LEVERS	2		2015	N SISMEY (4)
20	C BOWLES	2		23	A BULLOCK	10	(3)	22	D McPEAKE	2		23	A TURNBULL	2		19	J LAMB	2		2016	S GOODLIP
26	T MEASHAM	1		26	T MEASHAM	9		22	T CHADWICK	2		26	M ROGERS	1		19	C ROYTHORNE	2		2017	S GOODLIP
26	K LYE	1		26	P LEVERS	9		22	J LAMB	2		26	I BRENTNALL	1		19	G PEACH	2		2018	S GOODLIP (4)
26	A DAVIES	1		26	J LAMB	9	(3)	22	R LITHERLAND	2		26	AJ McPEAKE	1		19	A TURNBULL	2		2019	A SMITH
26	A TURNBULL	1		29	N LAMBERT	7		29	K LYE	1		26	D McPEAKE	1		19	C BOWLES	2		2020	N/A
				30	T DINGLEY	6		29	R HILL	1		26	B JOHNSON	1		30	M ROGERS	1		2021	A SMITH
				31	AJ McPEAKE	5	(2)	29	R BLAKE	1		26	S LANDER	1		30	S MINNIS	1		2022	A SMITH (3)
				31	R SEAMAN	5	(3)	29	P LEVERS	1		26	R SEAMAN	1		30	I BRENTNALL	1			
				31	J LEVERS	5		29	J ROYTHORNE	1		26	G WESTON	1		30	S PANK	1			
				34	M ROGERS	4						26	T MEASHAM	1		30	T DINGLEY	1			
				34	S MINNIS	4						26	J LEVERS	1		30	S LANDER	1			
				34	K LYE	4						26	R BLAKE	1		30	G WESTON	1			
				34	C BOWLES	4						26	S ANAND	1		30	J LEVERS	1			
				38	D BRENTNALL	3						26	P LEVERS	1		30	R HILL	1			
				38	R BLAKE	3						26	J ROYTHORNE	1		30	S SUMNER	1			
				38	R CROSSLAND	3						26	K ALCOCK	1		30	R CROSSLAND	1			
				41	I BRENTNALL	2										30	J ROYTHORNE	1			
				41	R MASTERS	2															
				41	R LITHERLAND	2															
				44	P FOXLEY	1															
				44	S PANK	1															
				44	G WESTON	1															
				44	A FEARN	1															
				44	K PAYNE	1															
				44	J ROYTHORNE	1															
				44	K ALCOCK	1															
				44	A DAVIES	1															
				44	J CHELL	1															

IQR Means Individual Qualifying Rounds I.E. Yellow, Green, Red and Blue Lane on a Normal Club Night

## JUNIOR STATISTICS 1992-2023 - AFTER DHORC 667

Sheet 1 of 4 (Note: Highlighted Names are Current 2023 Members, CS = Best Consecutive Results)

MEETINGS ATTENDED		RACES COMPLETED		DRIVER RANKING		FINALS WON		
Pos	JUNIOR	No	Pos	JUNIOR	No	Pos	JUNIOR	
1	A TURNBULL	152	1	R LITHERLAND	917	1	* L SMITH	1.113
1	R LITHERLAND	152	2	A TURNBULL	905	2	* A HUGHES	1.175
3	T CHADWICK	147	3	L TURNBULL	807	3	* AJ McPEAKE	1.275
4	L TURNBULL	133	4	T CHADWICK	774	4	* L BOWLES	1.388
5	F HOLMES	130	5	F HOLMES	769	5	* J MELLOR	1.400
6	G REYES-ENGLAND	128	6	G REYES-ENGLAND	766	6	* J HENRY	1.438
7	J HENRY	127	7	J HENRY	658	7	* A HALL	1.475
8	J SISMEY	120	8	J SISMEY	654	8	* R LITHERLAND	1.600
9	R REES	103	9	Z ROYTHORNE	602	9	* T MEASHAM	1.638
10	H SMITH	102	10	H SMITH	564	10	* A TURNBULL	1.663
11	Z ROYTHORNE	100	11	T MEASHAM	550	11	* T CHADWICK	1.825
12	P CONNALLY	95	12	L BROOKS	539	12	* J SISMEY	1.838
13	C BRENTNALL	94	13	B ROYTHORNE	504	13	* M MINNIS	2.000
14	T MEASHAM	93	14	P CONNALLY	500	14	* J PATEMAN	2.025
15	B ROYTHORNE	84	15	A HALL	490	15	* P CONNALLY	2.175
16	L BROOKS	83	16	C BRENTNALL	486	16	* C BRENTNALL	2.275
17	J MELLOR	82	17	J MELLOR	481	17	* J LAWSON	2.300
18	A HALL	80	18	R REES	467	17	* C BULLOCK	2.300
19	C BOWLES	78	19	J PATEMAN	428	19	* C BOWLES	2.313
20	T PANK	74	20	C BOWLES	402	20	* H SMITH	2.375
21	J PATEMAN	71	21	C BULLOCK	391	21	* K ASHWORTH	2.613
21	J LAWSON	71	22	K LEVERS	381	22	* N GULL	2.763
23	M MINNIS	68	23	T PANK	378	23	* T PANK	2.800
24	C BULLOCK	66	24	A HUGHES	372	24	* Z ROYTHORNE	3.038
24	K LEVERS	66	24	Ca HOLLAND	372	25	* K LEVERS	3.125
26	AJ McPEAKE	65	26	J MARTINEZ	369	26	* K ALI	3.188
27	L BOWLES	64	27	J LAWSON	364	27	* L TURNBULL	3.238
28	A HUGHES	61	28	L SMITH	352	28	* B ROYTHORNE	3.250
28	Ca HOLLAND	61	28	M LITHERLAND	352	29	* P WALKER	3.325
30	J MARTINEZ	59	30	M MINNIS	343	30	* J THOMPSON	3.350
31	L SMITH	55	31	AJ McPEAKE	326	31	* J LISTER	3.700
32	J STEVENSON	54	32	B BROOKS	325	32	* T GREEN	3.725
33	M LITHERLAND	53	33	L BOWLES	311	33	* P MARTIN	3.763
34	D BARKER	51	34	D PAUL	308	33	* R COOK	3.763
34	B BROOKS	51	35	L CHADWICK	277	35	* C DAVENPORT	3.775
36	D PAUL	49	36	J STEVENSON	276	36	* S SLATER	3.813
37	S SCHULE	47	37	D BARKER	266	37	* K SCHOFIELD	3.888
37	L CHADWICK	47	38	P MARTIN	263	38	* K COOK	4.050
39	P WALKER	46	39	S BOWMAN	244	39	* F HOLMES	4.250
40	P MARTIN	45	40	P WALKER	236	40	* G HADDON	4.500
41	J LISTER	41	41	S SCHULE	234	41	* E HENRY	4.650
41	S BOWMAN	41	41	J LISTER	234	42	* G REYES-ENGLAND	4.738
43	J HAGUES	38	43	J HAGUES	221	43	* A OXSPRING	4.750
44	K ALI	30	44	R COOK	197	44	* R REES	4.800
45	M McNULTY	29	45	M BRADLEY	194	45	* M BRADLEY	4.900
45	J BULLOCK	29	46	D JACKSON	190	46	* D BARKER	5.038
45	R COOK	29	47	I BRADLEY	189	47	* J STEVENSON	5.125
45	A OXSPRING	29	48	K ALI	185	48	* R HUGHES	5.275
45	I BRADLEY	29	48	E JACKSON	185	49	* J ELMORE	5.600
45	M BRADLEY	29	50	N BRADFORD	172	49	* J MARTINEZ	5.600
						50	R LEY	7

(Driver Ranking = Average Position in Qualifying, Final Position, Fastest Lap & Race Laps Over Last 20 club nights)

## JUNIOR STATISTICS 1992-2023 - AFTER DHORC 667

Sheet 2 of 4 (Note: Highlighted Names are Current 2023 Members, CS = Best Consecutive Results)

MEETINGS ATTENDED		RACES COMPLETED		DRIVER RANKING		FINALS WON					
Pos	JUNIOR	No	Pos	JUNIOR	No	Pos	JUNIOR	No	CS		
45	D JACKSON	29	51	A BRADFORD	169	51	* M SEO	5.675	50	A CHATTLE	7
52	C DAVENPORT	28	52	M SEO	163	52	* A CHATTLE	5.863	50	A BRADFORD	7
52	E HENRY	28	52	K COOK	163	53	* L CHADWICK	6.025	53	S SLATER	6 (2)
52	E JACKSON	28	52	A OXSPRING	163	54	* J WATSON	6.063	53	P WALKER	6 (2)
55	K SCHOFIELD	27	52	S ROYTHORNE	163	55	* M LITHERLAND	6.250	53	G CONNALLY	6
56	N GULL	26	56	N GULL	156	56	* M McNULTY	6.288	53	E HENRY	6
56	N BRADFORD	26	57	M McNULTY	154	57	* J BULLOCK	6.300	53	R COOK	6
58	G HADDON	25	57	J PERRY	154	58	* B BROOKS	6.488	53	E JACKSON	6
58	A BRADFORD	25	59	R HUGHES	151	59	* D PAUL	6.550	53	D JACKSON	6 (2)
58	S ROYTHORNE	25	60	J BULLOCK	150	60	* D JACKSON	7.068	53	T JAMES	6 (2)
61	K COOK	24	61	C DAVENPORT	149	61	* H TAYLOR	7.513	53	J HAGUES	6 (2)
61	J PERRY	24	62	K SCHOFIELD	144	62	* S SCHULE	7.825	53	JJ HUGHES-DOWD	6
63	A CHATTLE	23	63	E HENRY	143	63	* S BOWMAN	8.050	63	L HAWLEY	5
63	L STOTT-ZAFIROPOULOS	23	64	G HADDON	138	64	* E STOTT-ZAFIROPOULOS	8.063	63	J BULLOCK	5
63	J ELMORE	23	65	A CHATTLE	136	65	* S MAFFIN	8.275	63	A HARTLEY	5 (2)
63	J THOMPSON	23	66	L STOTT-ZAFIROPOULOS	135	66	* L BROOKS	8.475	63	B CARRINGTON	5
67	J WATSON	22	67	H TAYLOR	134	67	* S MARTINEZ	8.600	63	K ASHWORTH	5
67	R MAFFIN	22	68	K ASHWORTH	132	68	* T SHARP	8.663	63	M WARREN	5
67	T GREEN	22	68	J ELMORE	132	69	* L STOTT-ZAFIROPOULOS	8.900	63	K COOK	5
67	R HUGHES	22	70	T JAMES	131	70	* Ca HOLLAND	8.913	63	N BRADFORD	5
67	E STOTT-ZAFIROPOULOS	22	71	E STOTT-ZAFIROPOULOS	130	71	* R MAFFIN	8.988	63	I PAUL	5 (2)
72	K ASHWORTH	21	72	B RILEY	124	72	* N BRADFORD	9.550	72	A REES	4
72	H TAYLOR	21	73	T GREEN	119	73	* I BRADLEY	9.688	72	J WATSON	4
72	S MARTINEZ	21	74	S MARTINEZ	117	74	* J HAGUES	9.800	72	T SHARP	4
75	S SLATER	20	75	J WATSON	113	75	* S ROYTHORNE	10.000	72	M WATTS	4
75	T SHARP	20	76	R MAFFIN	109	76	* A BRADFORD	10.775	72	J LISTER	4
75	S MAFFIN	20	77	S SLATER	108	77	* T JAMES	10.863	72	B JEFFRIES	4
75	T JAMES	20	77	B CARRINGTON	108	78	* E JACKSON	12.500	72	E STOTT-ZAFIROPOULOS	4
79	B RILEY	19	79	T SHARP	103	79	* J PERRY	13.813	72	L STOTT-ZAFIROPOULOS	4
79	E DOYLE	19	79	J GRATTON	103	N/A	L CAPEWELL	2.438	72	J ELMORE	4
81	B CARRINGTON	18	81	S MAFFIN	99	N/A	JJ HUGHES-DOWD	2.279	72	S ROYTHORNE	4
82	R LEY	17	82	M WARREN	98	N/A	S GILLARD	2.725	72	E DOYLE	4
82	G CONNALLY	17	83	F McCANDLESS	96	N/A	M WARREN	2.817	83	A PANK	3
82	J GRATTON	17	84	R LEY	92	N/A	A WATHEY	3.545	83	C CLARK	3
82	JJ HUGHES-DOWD	17	85	G CONNALLY	91	N/A	K JACKSON	3.563	83	R HUGHES	3
86	T STEVENSON	16	86	J THOMPSON	86	N/A	T REES	3.667	83	J PERRY	3
87	A HARTLEY	15	87	A HARTLEY	83	N/A	J WOODHOUSE	3.750	83	J BLURTON	3
87	J MOSEDALE	15	88	A WATHEY	72	N/A	S TAGUE	3.813	88	C WOODCOCK	2
87	M WARREN	15	88	J MOSEDALE	72	N/A	A FEARN	3.850	88	Mat McNULTY	2
90	C KAVANAGH	13	88	B JEFFRIES	72	N/A	E DOYLE	3.895	88	J MOSEDALE	2
90	M WATTS	13	91	M WATTS	69	N/A	N ZIMMERMANN	3.969	88	D SPENCER	2
92	J DOBBINS	12	92	I PAUL	68	N/A	R LEY	4.103	88	N ZIMMERMANN	2
92	F McCANDLESS	12	93	C KAVANAGH	65	N/A	C CLARK	4.179	88	A OXSPRING	2
94	A PANK	11	93	E DOYLE	65	N/A	D SPENCER	4.375	88	L BLAKE	2
94	A WATHEY	11	95	JJ HUGHES-DOWD	63	N/A	N BLACK	4.375	88	D JEFFRIES	2 (2)
94	N McDONALD	11	96	D JEFFRIES	62	N/A	M BUCKLEY	4.417	88	J GRATTON	2
97	S GILLARD	10	97	A FEARN	61	N/A	M WESTON	4.438	88	F McCANDLESS	2
97	A FEARN	10	97	I MATTHEWS	61	N/A	T KERR	4.458	88	I BRADLEY	2
97	I MATTHEWS	10	99	J DOBBINS	60	N/A	L BLAKE	4.500	88	E PAUL	2 (2)
100	L HAWLEY	9	100	A PANK	58	N/A	M YEOMANS	4.563	88	B RILEY	2

## JUNIOR STATISTICS 1992-2023 - AFTER DHORC 667

Sheet 3 of 4 (Note: Highlighted Names are Current 2023 Members, CS = Best Consecutive Results)

MEETINGS ATTENDED		RACES COMPLETED		DRIVER RANKING		FINALS WON						
Pos	JUNIOR	No	Pos	JUNIOR	No	Pos	JUNIOR	SCORE	Pos	JUNIOR	No	CS
100	D NEALE	9	101	N McDONALD	57	N/A	T STEVENSON	5.931	88	J McDONALD	2	
100	C WOODCOCK	9	101	T STEVENSON	57	N/A	I MATTHEWS	5.075	88	T KERR	2	
100	Mat McNULTY	9	103	J BLURTON	56	N/A	J DOBBINS	5.083	88	J WOODHOUSE	2	
100	B JEFFRIES	9	104	Ca BLURTON	55	N/A	N McDONALD	5.114	104	S GILLARD	1	
100	D JEFFRIES	9	105	E PAUL	54	N/A	A HARTLEY	5.212	104	C KAVANAGH	1	
100	I PAUL	9	106	N ZIMMERMANN	51	N/A	B REES	5.350	104	D NEALE	1	
100	E PAUL	9	107	S GILLARD	50	N/A	J MOSEDALE	5.462	104	A MILNER	1	
108	M SEO	8	107	L HAWLEY	50	N/A	M WILLIS	5.750	104	T REES	1	
108	TI REES	8	109	S LIVESEY	49	N/A	B CARRINGTON	5.847	104	R MAFFIN	1	
108	C BARTLETT	8	110	C BARTLETT	48	N/A	E WOODHOUSE	6.250	104	T ALLDREAD	1	
108	Ca BLURTON	8	111	Mat McNULTY	47	N/A	J McDONALD	6.458	104	M HART	1	
108	J BLURTON	8	112	C WOODCOCK	46	N/A	B JEFFRIES	6.472	104	S MAFFIN	1	
113	A MILNER	7	113	D NEALE	44	N/A	L BELL	6.550	104	D GEBAUERS	1	
113	A REES	7	114	C CLARK	41	N/A	D GEBAUERS	6.750	104	L BELL	1	
113	C CLARK	7	115	TI REES	40	N/A	D NEALE	7.083	104	M SEO	1	
113	N ZIMMERMANN	7	116	A REES	38	N/A	L HAWLEY	7.083	104	A FEARN	1	
113	M BUCKLEY	7	116	J McDONALD	38	N/A	D JEFFRIES	7.111	104	I MATTHEWS	1	
118	M HART	6	118	A MILNER	36	N/A	Mat McNULTY	7.167	104	M WILLIS	1	
118	S LIVESEY	6	119	B REES	35	N/A	C BARTLETT	7.344	104	B REES	1	
118	SM BLURTON	6	120	M BUCKLEY	33	N/A	J GRATTON	7.426	104	S TAGUE	1	
118	J McDONALD	6	121	M HART	31	N/A	M WATTS	7.519	104	L CAPEWELL	1	
118	T KERR	6	121	A PARKIN	31	N/A	C WOODCOCK	8.056	104	M BUCKLEY	1	
118	J WOODHOUSE	6	121	SM BLURTON	31	N/A	R FREEMAN	8.417	104	S LIVESEY	1	
124	L BELL	5	124	L PARKIN	30	N/A	H MOHAMMED	8.500	104	L PARKIN	1	
124	B REES	5	125	K JACKSON	29	N/A	G CONNALLY	8.588	104	A PARKIN	1	
124	L BLAKE	5	125	M WESTON	29	N/A	B RILEY	8.697	104	R FREEMAN	1	
124	A PARKIN	5	125	R FREEMAN	29	N/A	A STOTT	8.750	104	S MARTINEZ	1	
124	L PARKIN	5	128	J WOODHOUSE	27	N/A	A MILNER	8.786	104	E DOYLE	1	
129	D SPENCER	4	129	L BELL	26	N/A	M HART	9.417	104	T STEVENSON	1	
129	M YEOMANS	4	129	M YEOMANS	26	N/A	Ca BLURTON	9.594				
129	M WILLIS	4	131	S TAGUE	24	N/A	J BLURTON	9.781				
129	S TAGUE	4	131	T KERR	24	N/A	A PANK	10.114				
129	K JACKSON	4	133	D SPENCER	23	N/A	T ALLDREAD	10.167				
129	L CAPEWELL	4	134	M WILLIS	20	N/A	E GIBBS	10.417				
129	M WESTON	4	134	L CAPEWELL	20	N/A	F McCANDLESS	10.558				
129	E WOODHOUSE	4	134	E WOODHOUSE	20	N/A	C KAVANAGH	10.692				
137	T REES	3	137	T REES	16	N/A	TI REES	10.719				
137	D ALLDREAD	3	137	T ALLDREAD	16	N/A	D ALLDREAD	10.750				
137	T ALLDREAD	3	137	D GEBAUERS	16	N/A	A REES	10.786				
137	D GEBAUERS	3	140	D ALLDREAD	15	N/A	SM BLURTON	10.833				
137	E GIBBS	3	140	E GIBBS	15	N/A	A PARKIN	11.300				
137	R FREEMAN	3	142	H MOHAMMED	14	N/A	E PAUL	11.806				
143	N BLACK	2	143	L BLAKE	13	N/A	L PARKIN	12.900				
144	H MOHAMMED	1	144	N BLACK	10	N/A	S LIVESEY	13.083				
144	A STOTT	1	145	A STOTT	5	N/A	I PAUL	13.667				





## Outright Track Record Holders After DHORC 667

### Adults

Pos	Name	Qualifying	F1 Fastest Laps	GC Fastest Laps	F1 Race Laps	GC Race Laps	Total
1	L Pateman	35	46	63	28	49	221
2	S Goodlip	20	34	10	29	16	109
3	A Smith	28	11	27	13	24	103
4	N Sismey	15	8	11	15	16	65
5	J Sismey	15	7	8	14	12	56
6	M Chadwick	12			8	9	29
7	W Lander	9	5	3	6		23
8	P Rees	3	3		11	3	20
9	A McPeake	4	3	5	7		19
10	J Tague	4	3	2	3	5	17
11	J Lymer	4	2	1	2	1	10
12	T Baldock	3	1	1	1	2	8
13	D Garbett	1	1	1	3	1	7
14	L Smith	2	1	3			6
14	A Turnbull	1	2		3		6
16	C Roythorne		2	2		1	5
17	J Neale				2	1	3
17	S Anand	1			1	1	3
17	T Chadwick		1		2		3
17	J Lamb	1		1	1		3
21	M Allsopp				2		2
21	S Lander			1	1		2
21	C Bowles	1	1				2
24	G Peach		1				1
24	D McPeake		1				1
24	J Roythorne				1		1
24	S Pank				1		1
<b>Total</b>		<b>149</b>	<b>122</b>	<b>130</b>	<b>136</b>	<b>135</b>	<b>726</b>

Note: Some Records Can Be Held By More Than One Member - Highlighted Names 2023 Members

## Outright Track Record Holders After DHORC 667

### Juniors

Pos	Name	Qualifying	F1	GC	F1	GC	Total
			Fastest Laps	Fastest Laps	Race Laps	Race Laps	
1	A Turnbull	31	22	16	34	17	120
2	R Litherland	24	21	26	14	28	113
3	J Sismey	15	15	12	11	17	70
4	A Hall	12	9	6	13	11	51
5	T Chadwick	7	6	10	7	19	49
6	AJ McPeake	10	9	4	9	4	36
7	L Bowles	13	3	5	4	9	34
8	T Measham	6	4	1	13	3	27
8	J Henry	2	9	5	9	2	27
10	J Mellor	10	4	4	2	4	24
11	H Smith	7	5	5	3	2	22
12	M Minnis	6	2	4	2	5	19
13	Z Roythorne	2	2	6		8	18
14	J Pateman	4	4	5	1	3	17
15	B Roythorne	1	1	6		2	10
16	F Holmes	1	3	2	3		9
16	C Brentnall		2	3		4	9
18	J Lawson	1	2	2	3		8
18	A Hughes	2	1	5			8
18	L Smith		4		4		8
21	T Pank		1	3	2		6
21	C Bowles	2	1		1	2	6
23	P Connally		1	3			4
23	R Rees	1	1	1		1	4
23	K Ashworth	1	1	1		1	4
23	L Turnbull	1	1		2		4
27	K Levers		1		1	1	3
28	P Martin		1		1		2
28	N Gull		1		1		2
28	JJ Hughes-Dowd	2					2
31	Ca Holland			1			1
31	E Henry		1				1
31	C Clark					1	1
31	K Ali				1		1
31	B Brooks				1		1
31	J Elmore		1				1
31	S Roythorne			1			1
31	A Hartley			1			1
<b>Total</b>		<b>161</b>	<b>139</b>	<b>138</b>	<b>142</b>	<b>144</b>	<b>724</b>

Note: Some Records Can Be Held By More Than One Member - Highlighted Names 2023 Members

# DHORC Statistics 2023

Poles		Adult			Junior			Poles	
Records	Name	Total	2023	Name	Total	2023	Records		
<b>All Time</b>	L Pateman	127	5	L Bowles	24	6	<b>All Time</b>		
L Pateman 127	S Goodlip	89	2	H Smith	11		R Litherland	61	
<b>Season</b>	N Sismey	85		J Lawson	10		<b>Season</b>		
S Goodlip 17	A Smith	52	2	JJ Hughes-Dowd	4	3	L Smith	21	
	P Rees	19	1						
	L Smith	6							
	D Garbett	5							
	G Peach	2							
	C Bowles	2							
	A Turnbull	1							
<b>Race Wins</b>		<b>Adult</b>			<b>Junior</b>			<b>Race Wins</b>	
Records	Name	Total	2023	Name	Total	2023	Records		
<b>All Time</b>	L Pateman	119	3	L Bowles	22	6	<b>All Time</b>		
L Pateman 119	S Goodlip	86	3	H Smith	12		A Hall	49	
<b>Season</b>	N Sismey	85		J Lawson	10		<b>Season</b>		
W Lander 16	A Smith	46	2	JJ Hughes-Dowd	4	3	L Smith	20	
	P Rees	29	1	J Thompson	1		A Hall	20	
	D Garbett	4		J Woodhouse	1				
	L Smith	4		E Doyle	1				
	G Peach	3							
	A Turnbull	3							
	R Litherland	2							
<b>Fast Laps</b>		<b>Adult</b>			<b>Junior</b>			<b>Fast Laps</b>	
Records	Name	Total	2023	Name	Total	2023	Records		
<b>All Time</b>	L Pateman	284	4	L Bowles	23	7	<b>All Time</b>		
L Pateman 284	A Smith	56	4	H Smith	18		J Sismey	59	
<b>Season</b>	S Goodlip	55	1	J Lawson	9		<b>Season</b>		
L Pateman 19	N Sismey	50		JJ Hughes-Dowd	3	2	L Smith	21	
A Smith 19	P Rees	12							
	L Smith	7							
	D Garbett	5							
	G Peach	3							
	C Bowles	3							
	A Turnbull	2							
<b>Race Laps</b>		<b>Adult</b>			<b>Junior</b>			<b>Race Laps</b>	
Records	Name	Total	2023	Name	Total	2023	Records		
<b>All Time</b>	L Pateman	186	4	L Bowles	24	7	<b>All Time</b>		
L Pateman 186	N Sismey	90		H Smith	10		R Litherland	63	
<b>Season</b>	S Goodlip	69	3	J Lawson	9		<b>Season</b>		
W Lander 16	A Smith	59	2	JJ Hughes-Dowd	3	2	A Hall	22	
	P Rees	23		J Woodhouse	1				
	L Smith	10		E Doyle	1				
	D Garbett	7							
	G Peach	2							
	A Turnbull	2							
	C Bowles	2							

### Current Members Best Ever Position Records after DHORC 667

Qualifying				Final Position				Fastest Laps				Race Laps										
Pos	Adult	DHORC	Gap	Pos	Adult	DHORC	Gap	Pos	Adult	DHORC	Gap	Pos	Adult	DHORC	Gap	Pos	Adult	DHORC	Gap	Date		
1	L Pateman	667	0	1	L Pateman	667	0	1	S Goodlip	667	0	23-May-23	1	L Pateman	667	0	23-May-23	1	L Pateman	667	0	23-May-23
1	A Smith	664	3	1	P Rees	665	2	1	A Smith	666	1	02-May-23	1	S Goodlip	665	2	02-May-23	1	S Goodlip	665	2	02-May-23
1	S Goodlip	663	4	1	S Goodlip	664	3	1	L Pateman	665	2	04-Apr-23	1	A Smith	661	6	21-Feb-23	1	A Smith	661	6	21-Feb-23
1	P Rees	661	6	1	A Smith	661	6	1	D Garbett	657	10	21-Feb-23	1	D Garbett	657	10	13-Dec-22	1	D Garbett	657	10	13-Dec-22
1	C Bowles	647	20	1	R Litherland	652	15	1	A Turnbull	625	42	18-Oct-22	1	A Turnbull	653	14	08-Nov-22	1	C Bowles	653	14	08-Nov-22
1	A Turnbull	635	32	1	A Turnbull	649	18	1	C Bowles	612	55	27-Sep-22	1	C Bowles	649	18	27-Sep-22	1	P Rees	649	18	27-Sep-22
1	D Garbett	625	42	1	N Sismey	645	22	1	L Smith	591	76	28-Jun-22	1	N Sismey	645	22	28-Jun-22	1	N Sismey	645	22	28-Jun-22
1	N Sismey	613	54	1	D Garbett	611	56	1	G Peach	565	102	29-Oct-19	1	A Turnbull	635	32	22-Feb-22	1	A Turnbull	635	32	22-Feb-22
1	L Smith	591	76	1	L Smith	566	101	1	N Sismey	511	156	24-Feb-18	1	L Smith	579	88	04-Sep-18	1	L Smith	579	88	04-Sep-18
1	G Peach	565	102	1	G Peach	537	130	1	P Rees	497	170	25-Feb-17	1	G Peach	565	102	24-Feb-18	1	G Peach	565	102	24-Feb-18
2	R Litherland	624	43	2	C Bowles	600	67	2	R Litherland	624	43	09-Jul-19	2	R Litherland	624	43	28-Sep-21	2	R Litherland	624	43	28-Sep-21
4	D Turnbull	658	9	3	D Turnbull	527	140	3	D Turnbull	537	130	13-Sep-16	4	L Blacker	642	25	17-May-22	4	L Blacker	642	25	17-May-22
4	L Blacker	650	17	4	S Smith	627	40	4	D Turnbull	564	103	24-Feb-18	4	S Smith	537	130	25-Feb-17	4	S Smith	537	130	25-Feb-17
5	S Gray	627	40	5	S Gray	627	40	5	H Smith	658	9	09-Nov-21	6	H Smith	596	71	09-Apr-19	5	D Turnbull	596	71	09-Apr-19
7	R Lawson	629	38	6	R Lawson	651	12	6	J Lawson	650	17	29-Nov-22	6	J Lawson	530	137	18-Oct-16	6	R Lawson	530	137	18-Oct-16
7	S Smith	538	129	7	J Lawson	650	17	7	S Smith	657	10	13-Dec-22	7	S Gray	627	40	09-Nov-21	7	S Gray	627	40	09-Nov-21
8	J Lawson	650	17	8	L Bowles	662	5	8	J Hughes-Dowd	665	2	21-Feb-23	8	J Hughes-Dowd	650	17	27-Sep-22	8	H Smith	657	10	13-Dec-22
8	L Bowles	648	19	8	H Smith	657	10	8	L Bowles	662	5	13-Dec-22	8	L Bowles	647	20	09-Aug-22	8	M Dutton	647	20	09-Aug-22
9	JJ Hughes-Dowd	655	12	8	M Dutton	649	18	8	R Lawson	530	137	27-Sep-22	8	R Lawson	530	137	18-Oct-16	9	JJ Hughes-Dowd	655	12	29-Nov-22
10	D Hughes-Dowd	665	2	9	JJ Hughes-Dowd	655	12	9	M Dutton	649	18	29-Nov-22	9	M Dutton	648	19	09-Aug-22	9	L Bowles	648	19	09-Aug-22
10	H Smith	657	10	11	D Hughes-Dowd	667	0	11	A Stevenson	655	12	23-May-23	11	A Stevenson	667	0	23-May-23	10	A Stevenson	667	0	23-May-23
10	A Woodhouse	647	20	11	D Latham	661	6	12	A Woodhouse	647	20	21-Feb-23	12	A Woodhouse	655	12	29-Nov-22	11	A Thompson	655	12	29-Nov-22
10	A Thompson	646	21	13	A Thompson	645	22	12	A Thompson	644	23	28-Jun-22	12	A Thompson	644	23	07-Jun-22	12	D Hughes-Dowd	665	2	02-May-23
11	A Stevenson	658	9	14	A Stevenson	657	10	13	D Hughes-Dowd	656	11	13-Dec-22	13	D Hughes-Dowd	661	6	21-Feb-23	12	D Latham	661	6	21-Feb-23
12	D Latham	661	6	14	A Woodhouse	647	20	15	D Latham	661	6	09-Aug-22	15	D Latham	647	20	09-Aug-22	12	A Woodhouse	647	20	09-Aug-22
1	JJ Hughes-Dowd	667	0	1	JJ Hughes-Dowd	667	0	1	J Hughes-Dowd	667	0	23-May-23	1	J Hughes-Dowd	667	0	23-May-23	1	J Hughes-Dowd	667	0	23-May-23
1	L Bowles	666	1	1	L Bowles	666	1	1	L Bowles	666	1	02-May-23	1	L Bowles	666	1	02-May-23	1	L Bowles	666	1	02-May-23
1	H Smith	658	9	1	H Smith	657	10	1	H Smith	658	9	13-Dec-22	1	H Smith	657	10	13-Dec-22	1	H Smith	657	10	13-Dec-22
1	J Lawson	656	11	1	J Lawson	656	11	1	J Lawson	655	12	29-Nov-22	1	J Lawson	656	11	29-Nov-22	1	J Lawson	656	11	29-Nov-22
2	E Doyle	660	7	1	E Doyle	649	18	2	J Woodhouse	647	20	27-Sep-22	2	J Woodhouse	649	18	27-Sep-22	1	E Doyle	649	18	27-Sep-22
2	J Thompson	636	31	1	J Woodhouse	647	20	2	E Doyle	646	21	09-Aug-22	2	E Doyle	647	20	09-Aug-22	1	J Woodhouse	647	20	09-Aug-22
3	T Stevenson	661	6	1	J Thompson	640	27	2	J Thompson	636	31	26-Apr-22	2	J Thompson	636	31	22-Feb-22	2	J Thompson	636	31	22-Feb-22
3	J Woodhouse	648	19	2	T Stevenson	653	14	4	T Stevenson	659	8	08-Nov-22	4	T Stevenson	663	4	14-Mar-23	5	E Woodhouse	663	4	14-Mar-23
5	E Woodhouse	663	4	5	E Woodhouse	663	4	6	E Woodhouse	660	7	14-Mar-23	6	E Woodhouse	660	7	31-Jan-23	5	T Stevenson	663	4	14-Mar-23

### Distance Covered In DHORC Club Championship 2023

Pos	Competitor	Class	Laps	Feet	Feet / Race	Miles	Races
1	S Goodlip	A	987.3	97,159	2,429	18.4	40
2	L Pateman	A	951.6	93,757	2,467	17.8	38
3	G Peach	A	927.3	91,976	2,139	17.4	43
4	N Sismey	A	913.9	89,441	2,293	16.9	39
5	P Rees	A	893.0	88,668	2,163	16.8	41
6	A Turnbull	A	883.3	87,766	2,250	16.6	39
7	L Blacker	A	831.5	81,616	1,898	15.5	43
8	A Smith	A	820.6	80,244	2,360	15.2	34
9	D Turnbull	A	796.2	77,974	1,999	14.8	39
10	JJ Hughes-Dowd	J	706.8	69,890	1,839	13.2	38
11	C Bowles	A	691.2	68,629	2,214	13.0	31
12	D Hughes-Dowd	A	661.9	65,493	1,597	12.4	41
13	S Gray	A	665.7	64,850	1,853	12.3	35
14	L Bowles	J	618.7	60,389	1,887	11.4	32
15	R Litherland	A	595.2	56,466	2,091	10.7	27
16	A Stevenson	A	486.5	46,944	1,806	8.9	26
17	T Stevenson	J	439.3	42,278	1,321	8.0	32
18	J Thompson	A	432.7	41,936	1,677	7.9	25
19	S Smith	A	372.7	38,526	1,835	7.3	21
20	A Thompson	A	382.4	37,527	1,787	7.1	21
21	H Smith	J	355.3	36,685	1,747	6.9	21
22	D Latham	A	339.5	35,407	1,686	6.7	21
23	A Woodhouse	A	299.5	29,594	1,558	5.6	19
24	J Woodhouse	J	293.8	29,510	1,405	5.6	21
25	R Lawson	A	292.5	26,981	1,686	5.1	16
26	J Lawson	J	272.8	25,088	1,568	4.8	16
27	E Woodhouse	J	217.4	21,905	1,095	4.1	20
28	D Garbett	A	199.0	21,106	2,111	4.0	10
29	JJ Hughes-Dowd	A	194.9	19,086	1,909	3.6	10
30	E Doyle	J	145.9	15,513	1,724	2.9	9
31	H Smith	A	136.4	14,146	2,021	2.7	7
32	L Bowles	A	111.2	10,989	2,198	2.1	5
33	L Smith	A	89.0	9,456	1,576	1.8	6
34	J Lawson	A	89.0	7,921	1,584	1.5	5
35	M Dutson	A	66.7	6,403	1,601	1.2	4
Pos	Competitor	Class	17,160.7	1,691,316.8	1,867.8	320.3	875

# Next Circuit



Donington Park



**Where Do We Race Next?**

**What Are The Records?**

**Who Has Been On The Podium?**

# Circuit History

**Donington Park** is a motorsport circuit located near Castle Donington in Leicestershire, England. The circuit business is now owned by Jonathan Palmer's MotorSport Vision organisation, and the surrounding Donington Park Estate, still owned by the Wheatcroft family, is currently under lease by MotorSport Vision until 2038. It has a capacity of 120,000 and is also the venue of the Download Festival.

Originally part of the Donington Hall estate, it was created as a racing circuit during the period between the First and Second World Wars when the German Silver Arrows were battling for the European Championship. Used as a military vehicle storage depot during the Second World War, it fell into disrepair until bought by local construction entrepreneur Tom Wheatcroft. Revived under his ownership in the 1970s, it hosted a single Formula One race in 1993, but became the favoured home of the British round of the MotoGP motorcycling championship.

Rounds 10&11		Donington Park (UK)			Rounds 30&31	
Previous Results						
	Adults		1st	2nd	3rd	
DHRC 19	14-Sep 1993	92'7"	J Neale	N Sismej	J Tague	
DHRC 20	05-Oct 1993	92'7"	J Tague	N Sismej	D Brentnall	
DHRC 21	29-Oct 1993	92'7"	J Tague	A Smith	N Sismej	
DHRC 22	16-Nov 1993	92'7"	J Tague	A McPeake	J Neale	
DHRC 77	11-Mar 1997	92'7"	N Sismej	S Goodlip	M Chadwick	
DHRC 97	10-Mar 1998	92'7"	P Rees	N Sismej	A McPeake	
DHRC 117	09-Mar 1999	92'7"	P Rees	N Sismej	A McPeake	
DHRC 137	07-Mar 2000	92'7"	M Chadwick	T Dingley	J Tague	
DHRC 244	22-Feb 2005	92'7"	M Chadwick	W Lander	D McPeake	
DHRC 330	13-Jan 2009	66'3"	J Sismej	A McPeake	N Sismej	
DHRC 378	11-Jan 2011	66'3"	M Chadwick	A McPeake	L Smith	
DHRC 430	15-Jan 2013	66'3"	J Sismej	L Pateman	S Anand	
DHRC 500	22-Aug 2015	116'1"	T Baldock	S Goodlip	N Sismej	
DHRC 543	21-Mar 2017	66'3"	D Garbett	P Rees	S Goodlip	
DHRC 633 F1	01-Feb 2022	84'6"	A Smith	P Rees	S Goodlip	
DHRC 634 GC	01-Feb 2022	84'6"	L Pateman	A Smith	R Litherland	
DHRC 647 F1	09-Aug 2022	84'6"	A Smith	C Bowles	P Rees	
DHRC 648 GC	09-Aug 2022	84'6"	L Pateman	A Smith	N Sismej	
DHRC 668	06-Jun 2023	84'6"				
DHRC 669	06-Jun 2023	84'6"				


  


	Juniors		1st	2nd	3rd	
DHRC 19	14-Sep 1993	92'7"	M Minnis	C Davenport	K Schofield	
DHRC 20	05-Oct 1993	92'7"	AJ McPeake	M Minnis	C Davenport	
DHRC 21	29-Oct 1993	92'7"	M Minnis	AJ McPeake	C Davenport	
DHRC 22	16-Nov 1993	92'7"	M Minnis	C Davenport	K Schofield	
DHRC 77	11-Mar 1997	92'7"	C Brentnall	J Henry	J Watson	
DHRC 97	10-Mar 1998	92'7"	C Brentnall	C Bowles	G Haddon	
DHRC 117	09-Mar 1999	92'7"	J Henry	C Brentnall	P Connally	
DHRC 137	07-Mar 2000	92'7"	J Henry	P Connally	T Pank	
DHRC 244	22-Feb 2005	92'7"	T Chadwick	J Sismej	K All	
DHRC 330	13-Jan 2009	66'3"	L Smith	K Cook	R Cook	
DHRC 378	11-Jan 2011	66'3"	K Levers	J Mellor	J Pateman	
DHRC 430	15-Jan 2013	66'3"	J Mellor	J Pateman	J Lister	
DHRC 500	22-Aug 2015	116'1"	A Hall	A Turnbull	Z Roythorne	
DHRC 543	21-Mar 2017	66'3"	A Turnbull	R Litherland	F Holmes	
DHRC 633 F1	01-Feb 2022	84'6"	J Lawson	L Bowles	H Smith	
DHRC 634 GC	01-Feb 2022	84'6"	L Bowles	J Lawson	H Smith	
DHRC 647 F1	09-Aug 2022	84'6"	J Woodhouse	L Bowles		
DHRC 648 GC	09-Aug 2022	84'6"	L Bowles	J Woodhouse		
DHRC 668	06-Jun 2023	84'6"				
DHRC 669	06-Jun 2023	84'6"				

Circuit Records		Lap Length 84'6"	
<b>Qualifying</b>			
F1	L Pateman	01Feb22	58.1 Laps
GC	L Pateman	01Feb22	77.5 Laps
<b>Fastest Laps</b>			
F1	S Goodlip	01Feb22	5.25 secs
GC	L Pateman	01Feb22	3.99 secs
<b>Race Laps</b>			
F1	A Smith	01Feb22	30.3 Laps
GC	L Pateman	01Feb22	41.9 Laps
<b>Final Points</b>			
7.0 Points	P Rees	09Aug22	





**DHRC 668 & 669**



## Donington Park Best Off Chart 1

Qualifying Combined					Final Points			
Pos	Adult	Laps	MPH	Date	Pos	Adult	Pts	Date
1	L Pateman	N/A	N/A	N/A	1	P Rees (M)	7.0	09-Aug-22
1	A Smith (M)	N/A	N/A	N/A	2	G Peach (M)	5.0	01-Feb-22
1	P Rees (M)	N/A	N/A	N/A	2	D Garbett (M)	5.0	01-Feb-22
1	N Sismey (M)	N/A	N/A	N/A	4	C Cooper	3.5	01-Feb-22
1	S Goodlip	N/A	N/A	N/A	5	S Goodlip	3.0	01-Feb-22
1	A Turnbull	N/A	N/A	N/A	5	R Litherland	3.0	01-Feb-22
1	R Litherland	N/A	N/A	N/A	7	S Gray (M)	2.5	01-Feb-22
1	S Gray (M)	N/A	N/A	N/A	7	C Bowles	2.5	01-Feb-22
1	C Bowles	N/A	N/A	N/A	7	S Smith	2.5	01-Feb-22
1	D Edwards	N/A	N/A	N/A	10	A Smith (M)	2.0	01-Feb-22
1	G Peach (M)	N/A	N/A	N/A	10	L Pateman	2.0	01-Feb-22
1	R Lawson	N/A	N/A	N/A	12	N Sismey (M)	1.5	01-Feb-22
1	D Turnbull	N/A	N/A	N/A	12	D Edwards	1.5	01-Feb-22
1	L Blacker	N/A	N/A	N/A	12	L Blacker	1.5	01-Feb-22
1	L Edwards	N/A	N/A	N/A	12	J Lamb	1.5	01-Feb-22
1	S Smith	N/A	N/A	N/A	12	L Edwards	1.5	01-Feb-22
1	R Masters (M)	N/A	N/A	N/A	12	R Masters (M)	1.5	01-Feb-22
1	D Garbett (M)	N/A	N/A	N/A	12	R Lawson	1.5	01-Feb-22
1	C Cooper	N/A	N/A	N/A	12	D Turnbull	1.5	01-Feb-22
1	J Lamb	N/A	N/A	N/A	12	M Dutson	1.5	09-Aug-22
1	M Dutson	N/A	N/A	N/A	21	A Turnbull	1.0	09-Aug-22
1	L Bowles	N/A	N/A	N/A	22	L Bowles	0.5	09-Aug-22
1	A Woodhouse	N/A	N/A	N/A	23	A Woodhouse	0.0	09-Aug-22
Pos	Junior	Laps	MPH	Date	Pos	Junior	Pts	Date
1	J Lawson	N/A	N/A	N/A	1	J Lawson	2.0	01-Feb-22
1	L Bowles	N/A	N/A	N/A	1	L Bowles	2.0	01-Feb-22
1	H Smith	N/A	N/A	N/A	1	J Woodhouse	2.0	09-Aug-22
1	J Woodhouse	N/A	N/A	N/A	4	H Smith	1.0	01-Feb-22



### Donington Park Best Off Chart 2 - F1

Qualifying					Fastest Laps					Race Laps				
Pos	Adult	Laps	MPH	Date	Pos	Adult	Time	MPH	Date	Pos	Adult	Laps	MPH	Date
1	L Pateman	58.1	9.298	01-Feb-22	1	S Goodlip	5.25	10.974	01-Feb-22	1	A Smith (M)	30.3	9.698	01-Feb-22
2	A Smith (M)	55.6	8.898	01-Feb-22	2	L Pateman	5.31	10.850	01-Feb-22	2	L Pateman	29.4	9.410	01-Feb-22
3	P Rees (M)	55.0	8.802	01-Feb-22	3	A Smith (M)	5.34	10.789	01-Feb-22	3	S Goodlip	29.2	9.346	01-Feb-22
3	C Bowles	55.0	8.802	09-Aug-22	4	G Peach (M)	5.58	10.325	01-Feb-22	4	P Rees (M)	29.1	9.314	01-Feb-22
5	N Sismey (M)	54.9	8.786	01-Feb-22	5	C Bowles	5.65	10.197	01-Feb-22	4	N Sismey (M)	29.1	9.314	01-Feb-22
6	S Goodlip	54.4	8.706	01-Feb-22	5	D Garbett (M)	5.65	10.197	01-Feb-22	6	C Bowles	28.1	8.994	09-Aug-22
7	A Turnbull	50.4	8.066	01-Feb-22	7	P Rees (M)	5.72	10.072	01-Feb-22	7	G Peach (M)	27.8	8.898	01-Feb-22
8	R Litherland	49.1	7.858	01-Feb-22	8	D Edwards	5.73	10.055	01-Feb-22	8	D Garbett (M)	26.8	8.578	01-Feb-22
9	S Gray (M)	48.1	7.698	01-Feb-22	9	A Turnbull	5.88	9.798	09-Aug-22	9	A Turnbull	26.7	8.546	01-Feb-22
10	D Edwards	46.2	7.394	01-Feb-22	10	N Sismey (M)	5.89	9.782	01-Feb-22	10	R Litherland	26.2	8.386	01-Feb-22
11	G Peach (M)	45.7	7.314	01-Feb-22	11	R Litherland	6.06	9.507	01-Feb-22	10	S Gray (M)	26.2	8.386	01-Feb-22
12	R Lawson	45.6	7.298	01-Feb-22	12	S Gray (M)	6.18	9.323	01-Feb-22	12	D Edwards	25.9	8.290	01-Feb-22
13	D Turnbull	45.2	7.234	01-Feb-22	13	L Blacker	6.40	9.002	01-Feb-22	13	M Dutson	25.6	8.194	09-Aug-22
14	L Blacker	44.6	7.138	01-Feb-22	14	R Lawson	6.51	8.850	01-Feb-22	14	L Blacker	25.5	8.162	01-Feb-22
15	L Bowles	42.2	6.754	09-Aug-22	15	S Smith	6.55	8.796	01-Feb-22	15	R Lawson	24.3	7.778	01-Feb-22
16	L Edwards	41.7	6.674	01-Feb-22	15	C Cooper	6.55	8.796	01-Feb-22	16	L Edwards	23.6	7.554	01-Feb-22
17	A Woodhouse	41.3	6.610	09-Aug-22	17	D Turnbull	6.62	8.703	01-Feb-22	17	D Turnbull	23.5	7.522	01-Feb-22
18	S Smith	40.8	6.530	01-Feb-22	18	M Dutson	6.68	8.625	09-Aug-22	18	C Cooper	23.1	7.394	01-Feb-22
19	R Masters (M)	40.4	6.466	01-Feb-22	19	A Woodhouse	6.78	8.498	09-Aug-22	18	J Lamb	23.1	7.394	01-Feb-22
20	D Garbett (M)	39.0	6.241	01-Feb-22	20	J Lamb	6.80	8.473	01-Feb-22	20	A Woodhouse	22.7	7.266	09-Aug-22
21	M Dutson	38.6	6.177	09-Aug-22	21	L Edwards	6.83	8.435	01-Feb-22	21	R Masters (M)	22.3	7.138	01-Feb-22
22	C Cooper	37.5	6.001	01-Feb-22	22	L Bowles	7.05	8.172	09-Aug-22	22	L Bowles	22.1	7.074	09-Aug-22
23	J Lamb	35.0	5.601	01-Feb-22	23	R Masters (M)	7.33	7.860	01-Feb-22	23	S Smith	21.9	7.010	01-Feb-22
Pos	Junior	Laps	MPH	Date	Pos	Junior	Time	MPH	Date	Pos	Junior	Laps	MPH	Date
1	J Lawson	43.1	6.898	01-Feb-22	1	J Lawson	6.29	9.160	01-Feb-22	1	J Lawson	25.3	8.098	01-Feb-22
2	L Bowles	39.2	6.273	01-Feb-22	2	L Bowles	6.61	8.716	01-Feb-22	2	L Bowles	22.1	7.074	01-Feb-22
3	H Smith	33.5	5.361	01-Feb-22	3	H Smith	6.74	8.548	01-Feb-22	3	J Woodhouse	21.1	6.754	09-Aug-22
4	J Woodhouse	30.9	4.945	09-Aug-22	4	J Woodhouse	7.48	7.702	09-Aug-22	4	H Smith	17.9	5.729	01-Feb-22



### Donington Park Best Off Chart 3 - GC

Qualifying					Fastest Laps					Race Laps				
Pos	Adult	Laps	MPH	Date	Pos	Adult	Time	MPH	Date	Pos	Adult	Laps	MPH	Date
1	L Pateman	77.5	12.403	01-Feb-22	1	L Pateman	3.99	14.440	01-Feb-22	1	L Pateman	41.9	13.411	01-Feb-22
2	A Smith (M)	74.4	11.907	01-Feb-22	1	A Smith (M)	3.99	14.440	01-Feb-22	2	A Smith (M)	39.1	12.515	01-Feb-22
3	S Goodlip	69.6	11.139	01-Feb-22	3	G Peach (M)	4.34	13.275	01-Feb-22	3	S Goodlip	36.7	11.747	01-Feb-22
4	R Litherland	67.6	10.819	01-Feb-22	4	J Lamb	4.42	13.035	01-Feb-22	4	R Litherland	35.2	11.267	01-Feb-22
5	N Sismey (M)	67.0	10.723	09-Aug-22	5	R Litherland	4.45	12.947	01-Feb-22	5	G Peach (M)	34.9	11.171	01-Feb-22
6	P Rees (M)	65.0	10.402	01-Feb-22	6	D Garbett (M)	4.46	12.918	01-Feb-22	6	N Sismey (M)	34.5	11.043	09-Aug-22
7	C Bowles	62.9	10.066	01-Feb-22	7	S Goodlip	4.53	12.718	01-Feb-22	7	P Rees (M)	34.4	11.011	01-Feb-22
8	D Garbett (M)	61.7	9.874	01-Feb-22	8	C Bowles	4.54	12.690	09-Aug-22	8	D Garbett (M)	34.0	10.883	09-Aug-22
9	A Turnbull	61.3	9.810	01-Feb-22	9	P Rees (M)	4.72	12.206	01-Feb-22	9	A Turnbull	33.7	10.787	09-Aug-22
10	G Peach (M)	60.6	9.698	01-Feb-22	10	N Sismey (M)	4.73	12.180	09-Aug-22	10	C Bowles	32.8	10.498	01-Feb-22
11	L Bowles	57.0	9.122	09-Aug-22	11	D Edwards	4.76	12.104	01-Feb-22	11	J Lamb	32.3	10.338	01-Feb-22
12	D Turnbull	56.8	9.090	01-Feb-22	12	C Cooper	4.77	12.078	01-Feb-22	12	C Cooper	31.9	10.210	01-Feb-22
13	J Lamb	56.6	9.058	01-Feb-22	13	A Turnbull	4.78	12.053	01-Feb-22	13	D Turnbull	30.9	9.890	01-Feb-22
14	R Lawson	55.4	8.866	01-Feb-22	14	D Turnbull	4.92	11.710	01-Feb-22	13	R Lawson	30.9	9.890	01-Feb-22
15	C Cooper	52.2	8.354	01-Feb-22	15	S Smith	5.11	11.275	01-Feb-22	13	S Smith	30.9	9.890	01-Feb-22
16	D Edwards	50.4	8.066	01-Feb-22	16	R Lawson	5.14	11.209	01-Feb-22	13	L Bowles	30.9	9.890	09-Aug-22
17	S Gray (M)	50.1	8.018	01-Feb-22	17	L Bowles	5.16	11.165	09-Aug-22	17	D Edwards	30.2	9.666	01-Feb-22
18	L Edwards	49.6	7.938	01-Feb-22	18	L Blacker	5.25	10.974	09-Aug-22	18	L Blacker	28.6	9.154	09-Aug-22
18	L Blacker	49.6	7.938	09-Aug-22	19	A Woodhouse	5.63	10.233	09-Aug-22	19	L Edwards	27.3	8.738	01-Feb-22
20	S Smith	48.6	7.778	01-Feb-22	20	L Edwards	5.79	9.951	01-Feb-22	20	S Gray (M)	26.5	8.482	01-Feb-22
21	A Woodhouse	43.3	6.930	09-Aug-22	21	S Gray (M)	6.01	9.586	01-Feb-22	21	A Woodhouse	23.9	7.650	09-Aug-22
22	R Masters (M)	42.1	6.738	01-Feb-22	22	R Masters (M)	6.24	9.233	01-Feb-22	22	R Masters (M)	23.0	7.362	01-Feb-22
23	M Dutson	37.9	6.065	09-Aug-22	23	M Dutson	6.42	8.974	09-Aug-22	23	M Dutson	20.6	6.594	09-Aug-22
Pos	Junior	Laps	MPH	Date	Pos	Junior	Time	MPH	Date	Pos	Junior	Laps	MPH	Date
1	L Bowles	55.5	8.882	01-Feb-22	1	L Bowles	5.12	11.253	01-Feb-22	1	L Bowles	29.7	9.506	01-Feb-22
2	H Smith	51.4	8.226	01-Feb-22	2	J Lawson	5.26	10.953	01-Feb-22	2	J Lawson	28.5	9.122	01-Feb-22
3	J Lawson	46.6	7.458	01-Feb-22	3	H Smith	5.66	10.179	01-Feb-22	3	H Smith	26.2	8.386	01-Feb-22
4	J Woodhouse	32.5	5.201	09-Aug-22	4	J Woodhouse	6.45	8.932	09-Aug-22	4	J Woodhouse	25.1	8.034	09-Aug-22





## LEXAN BODY CATALOGUE

### Legends

SWB = 38mm (1.5")  
between axle centres

LWB = 41mm (1.6")  
between axle centres



AC Cobra  
Convertible  
LWB



Acura NSX  
GT3 2017  
LWB  
30mm Clip



Alfa Romeo 155  
Touring Car  
LWB  
29mm Clip



Alfa Romeo  
BTCC  
LWB  
30mm Clip



Alfa Romeo  
TZ3 Corsa  
SWB  
29mm Clip



Aston Martin  
Vantage GT3  
LWB



Audi  
R8LMS GT3  
LWB



Audi S3  
BTCC  
LWB  
27mm Clip



Austin  
Mini Cooper  
SWB  
28mm Clip



Bentley  
Continental GT3  
LWB  
30mm Clip











BMW  
320i Turbo Grp5  
SWB  
27mm Clip



BMW 1 Series  
BTCC  
LWB  
29mm Clip





















BMW  
M1  
SWB  
30mm Clip




















			
BMW M3 GT2 LWB 27mm Clip	BMW Z4 GT3 LWB	BMW Z8 Convertible LWB 30mm Clip	Bugatti EB110 SWB 32mm Clip
			
Bugatti Veyron LWB 31mm Clip			
			
Chevrolet Nastruck LWB 30mm Clip	Chevron B19 SWB or LWB 29mm Clip	Corvette C5r GT SWB 30mm Clip	Corvette C7r GT 2017 LWB 31mm Clip
			
Corvette C8r GT3 LWB	Corvette Daytona Prototype SWB 30mm Clip	Corvette 1969 Stingray SWB 30mm Clip	
			
Datsun 240Z SWB 27mm Clip	Datsun Fairlady 2000 LWB 26mm Clip	Dodge Challenger LWB 31mm Clip	
















			
Ferrari 250 gt Berlinetta Lusso SWB 30mm Clip	Ferrari 250 GTO LWB 29mm Clip	Ferrari 308 GTb LWB 28mm Clip	Ferrari 365 GTb Daytona SWB 28mm Clip
			
Ferrari 488 Gte LWB 29mm Clip	Ferrari 512 LM SWB or LWB 29mm Clip	Ferrari 575 GTc LWB 30mm Clip	Ferrari 612 Can-Am SWB 32mm Clip
			
Ferrari F40 SWB 32mm Clip	Ferrari Testarossa SWB 32mm Clip	Ford Capri SWB 30mm Clip	Ford Escort SWB 29mm Clip
			
Ford Custom Van LWB 30mm Clip	Ford Focus RS BTCC LWB 29mm Clip	Ford 2006 GT LWB 29mm Clip	Ford 2016 GT LWB Body Pins Only
			
Ford GT40 SWB 29mm Clip	Ford 2005 Mustang LWB 27mm Clip		

			
Honda Civic BTCC LWB 28mm Clip	Honda Integra LWB 28mm Clip	Honda S2000 SWB 26mm Clip	
			
Jaguar D Type LWB 30mm Clip	Jaguar XJ 220 LWB 32mm Clip	Jaguar XJR 5 (Grp 44) SWB 32mm Clip	Jaguar XJR 9 (Grp C) SWB or LWB 33mm Clip
			
Jaguar XKR GT3 LWB 30mm Clip			Koenigsegg CCX LWB 30mm Clip
			
Lamborghini Contach SWB 29mm Clip	Lamborghini Huracan GT3 LWB 32mm Clip	Lamborghini Miura Concept LWB 30mm Clip	Lamborghini Miura Jota SWB 28mm Clip
			
Lancia LC2 SWB 31mm Clip	Lotus Elise LWB 27mm Clip	Lotus Espirit LWB	Lotus Europa LWB 31mm Clip

			
Matchbox Hi-Tailer LWB 33mm Clip	Mazda 787b (Grp C) LWB 30mm Clip	Mazda RX7 SWB 27mm Clip	McLaren F1 GTr LWB
			
McLaren MP4 12C GT3 LWB 28mm Clip	Mercedes Gullwing 300SL SWB	Mercedes 300SLR LWB	Mercedes CLK GTB LWB 30mm Clip
			
Mercedes DTM Car LWB 30mm Clip	MG 6GT BTCC LWB 28mm Clip	Mini Mini Cooper LWB 27mm Clip	Morris Minor LWB 27mm Clip
			
Mustang 1967 GT 500 SWB 30mm Clip	Mustang Mach 1 SWB 30mm Clip		
			
Nascar  SWB 32mm Clip	Nissan 300ZX SWB 31mm Clip	Nissan March 86G Gtp SWB or LWB 30mm Clip	Nissan R390 GT LWB 32mm Clip



			
Nissan 1989 R89C LWB 32mm Clip	Nissan 1977 Skyline GT-R LWB 27mm Clip	Nissan R32 Skyline SWB 30mm Clip	Nissan Grp C SWB 32mm Clip
			
Pagani Huayra LWB 29mm Clip	Pagini Zonda C12 LWB 30mm Clip	Panoz 1999 LMP-1 LWB 32mm Clip	Peugeot 905 Grp C SWB or LWB 31mm Clip
			
Pontiac 1977 Firebird LWB 30mm Clip	Porsche 908 SWB 29mm Clip	Porsche 910 LWB 32mm Clip	Porsche 911 GT3 SWB 27mm Clip
			
Porsche 911 Turbo RSR GT3 LWB 28mm Clip	Porsche 917 SWB or LWB 31mm Clip	Porsche 934 Turbo RSR SWB 26mm Clip	Porsche 935 Turbo SWB 28mm Clip
			
Porsche 956 Grp C SWB 31mm Clip	Porsche 959 SWB 29mm Clip	Porsche 962 Grp C LWB 32mm Clip	

			
Renault Clio Cup Car LWB 30mm Clip	Renault Clio V6 LWB 29mm Clip	Renault Megane Trophy LWB 30mm Clip	Renault RS01 GT LWB 28mm Clip
			
Saleen S7 LWB	Sauber Mercedes C11 Grp C SWB or LWB 32mm Clip	Shadow MK 11a LWB 31mm Clip	Shelby Cobra Daytona Coupe SWB 31mm Clip
			
Subaru Levorg BTCC LWB 28mm Clip			
			
Toyota 88C-V Grp C SWB or LWB 32mm Clip	Toyota GT-One LWB	Triumph TR7 LWB 28mm Clip	TVR Sagaris LWB
			
Wiesmann GT MF5 SWB or LWB			Zakspeed Grp 5 Capri SWB or LWB 30mm Clip

# Where is DHORC?

Derby HO Racing Club 

[www.dhorc.co.uk](http://www.dhorc.co.uk)

# dhorc



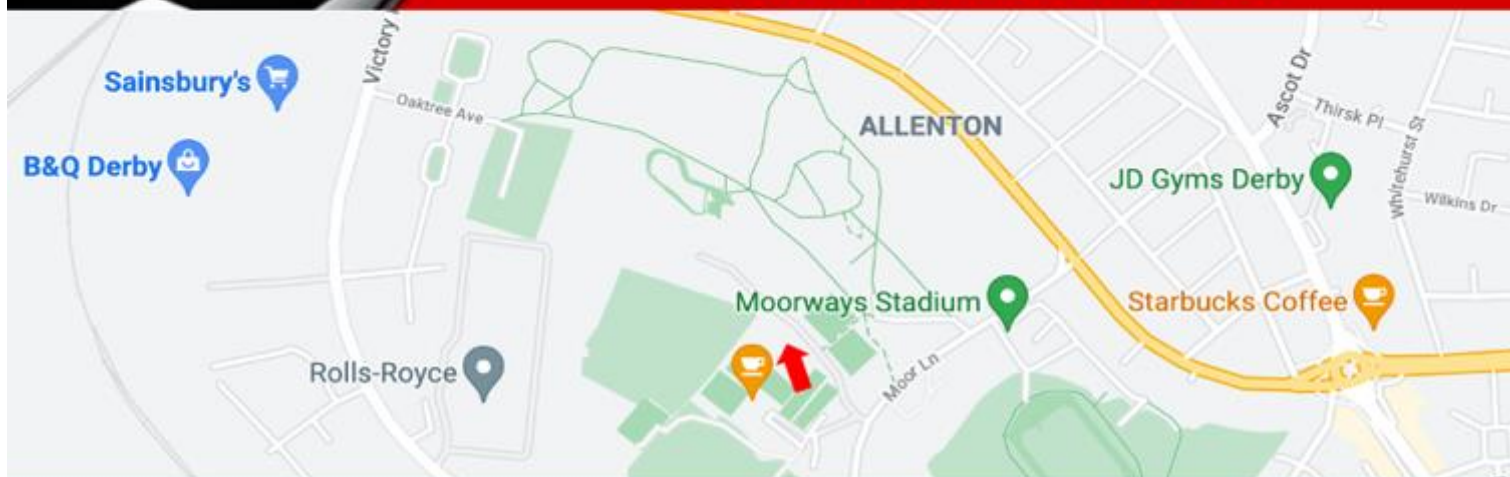
Home of HO Le Mans

TOMY AFX  
TYCO

Derby H:O Racing Club  
A Record Breaking Club



[www.dhorc.co.uk](http://www.dhorc.co.uk)



## DHORC's Club Room

DERBY LEISURE  
& EVENTS VENUE



## Derby Leisure Ltd Table Tennis Room

Derby Leisure Ltd,  
Moor Lane, Allenton  
Derby, DE24 9HY

Derby HO Racing Club 

[www.dhorc.co.uk](http://www.dhorc.co.uk)

# dhorc

Home of HO Le Mans

Carrera  
DIGITAL

Nick Sismey  
[sismey80@hotmail.co.uk](mailto:sismey80@hotmail.co.uk)  
07984 339192