

Visit [dhorc.co.uk](http://dhorc.co.uk) or Find us on **facebook**

Derby HO Racing Club   
www.dhorc.co.uk

**dhorc**

Home of HO Le Mans

TOMY AFX  
TYCO

Club Night

668

Round 10

Miami - GC

27Jun23



**ADULTS**

- 01 A SMITH**
- 02 L PATEMAN**
- 03 S GOODLIP**

**JUNIORS**

- 01 L BOWLES**
- 02 JJ HUGHES-DOWD**
- 03 J WOODHOUSE**

**This Week:** Donington Park saves the day – British GT – Tennis – True Love

## History and Key Facts

### HO Club founded on 7 July 1992

- DHORC: Derby HO Racing Club ("HO" Is The Scale = 1/64th)
- Section of Derby Leisure Limited, open to all!
- Home of world famous international Le Mans 24 Hour race.
- Smaller scale version of Scalextric, once set up works all night!
- Four and Eight lane circuits
- Computerised timing
- Statistics for every meeting and every member since July 1992
- Over 20 race meetings each year
- 50+ circuit designs, up to 567 feet in length
- Eight-lane routed DHORCingham oval
- Two car categories – Tyco open wheel (F1)  
– Tomy SGP, BSRT, VSR enclosed wheel (GC)



### Carrera Digital Club 1<sup>st</sup> race 18 January 2022

- 1/32<sup>nd</sup> Carrera Digital GT Cars
- 13 Evenings a year, minimum 3x15-minute races per driver per evening.
- 6 circuits, 2 evenings per circuit + Le Mans
- Full computerised timing and stats through SmartRace App



## The Club Nights and Magazine Coverage

### HO

- Racing starts between 18:45 and 19:00 hours – Finished by 21:30 hours
- Minimum of four 3-minute qualifying races & up to two Finals (F1 & GC) for each member
- Championship points for all members
- Magazine produced for every single meeting and covering every track statistic

### Carrera Digital

- Racing starts between 18:00 and 18:15 hours – Finished by 21:30 hours
- Magazine produced after each evening
- Championship points for all members

- Rules & regulations booklet covering all the DHORC rules produced each year
- Great family atmosphere, a help-all culture

### Membership Fees, Car Costs and Prizes

- Adult £30 and junior (under 16) £15 for HO & Carrera, £40/£20 combined
- Only £50 Total expenditure for two cars HO Cars, £65 one Carrera
- All cars and spares can be bought at club
- Adult, Masters (over 56), Junior (16 & under) HO championships





# Editorial 668



**Hot summer nights are here!** Luckily the temperature dropped slightly before Tuesday night, which saw our largest grid of the year, 26 racers. Even someone all the way from Edinburgh, Scotland (See Page 15).

The return to the Miami International Autodrome F1 circuit saw us start the second half of the season. That meant that F1 & GC swap Qualifying lanes, F1 moving from Yellow/Red to Green/Blue and GC vice versa. I wonder if that was the reason why we saw three track records go?

Congratulations to **Angus Smith** for taking both the Adults and Masters wins and to **Lewis Bowles** for winning the Juniors.

Apologies again for having to cancel the Donington Park Club Night due to catching a bug, probably influenced by the stress of the travellers being on site and the possible damage they could cause. Thanks again to Donington Park for supporting us in our moment of need (See Page 5).

It was great to be back at the oche on Tuesday after five weeks away. We are also all looking forward to our first oval race in over three years in four weeks' time, at the all new DHORCingham (See Page 13). It was great to hear so many people talking about tweaking their cars for those oval races, on Tuesday night!

Before that we have the Interlagos race on 18Jul23. Hope to see you all there!

**Nick Sismey**



Front Cover: Dan Turnbull kindly took on the majority of the Miami races at Race Control.

DHORC		Committee...2023		DHORC	
<b>Chairman / Treasurer</b>	Nick Sismey	M 07984 339 192	sismey80@hotmail.co.uk		
<b>Vice Chairman</b>	Phil Rees	M 07912 378 652	dhorcman.p.r@ntlworld.com		
<b>Secretary</b>	Laura Edwards	M 07501 217 254	laurabubbles07@hotmail.co.uk		
<b>Spares</b>	Geoff Peach	M 07443 585 902	geoff@geoffpeach.com		
<b>Race Control</b>	Liam Smith	M 07477 698 158	liam-smith-93@hotmail.co.uk		
<b>Race Control</b>	Darryn Mutch	M 07954 741 677	darrynmutch@live.co.uk		
<b>Scrutineer</b>	Dean Garbett	M 07964 854 084	garbett@d@sky.com		
<b>Carrera Digital Scrutineer</b>	Angus Smith	M 07591 813 431	angus@angussmith500.plus.com		
<b>Carrera Digital</b>	John Lamb	M 07758 917 497	john.lamb22@ntlworld.com		
<b>Carrera Digital</b>	Steve White	M 07859 999 480	wslotcarsteve@gmail.com		

ROLLS-ROYCE SLOT CAR MAGAZINE IS PUBLISHED AND COPYRIGHT 2023 BY DHORC, AND NO PORTION MAY BE REPRODUCED OR TRANSMITTED WITHOUT WRITTEN PERMISSION, AND MAY CONTAIN ARTICLES AND GRAPHICS REPRINTED WITH THE PERMISSION OF THE ORIGINAL COPYRIGHT HOLDER, WHO RETAINS ALL RIGHTS,

# Contents .....668

Page	Details
003	Editorial
004	Contents
005	News & Views Including..... <ul style="list-style-type: none"><li>1. Acknowledgements</li><li>2. Thank you Donington Park for your support!</li><li>3. British GT - Donington Park - 27/28May23</li><li>4. Oval racing is back!</li><li>5. Anyone for Tennis?</li><li>6. Can you feel the love tonight?</li></ul>
006	2023 Calendar
008	2023 Winners & Continuous Club Night Attendance Records
010	DHRC Official Clothing
012	Slot Cars & Spares
014	Razorlite Lexans HO
016	Race Report — Miami GC — 27 June 2023 - Round 10 of 28 Including..... Page 25 - Race Results Page 33 - Best Results Page 41 - Championship Tables
047	Members' Statistics
060	Next Race - Donington Park — 18 July 2023 - Rounds 11 & 12 of 28
066	Razorlite Lexans HO Catalogue



**SLOT CARS DIRECT**  
UK's HO 1/64th Slot Car Specialist  
We specialize in Tomy AFX, Viper Scale Racing  
and Bulldog Racing Products.



Viper Scale Racing

**News & Views.....668**

**1. Acknowledgements for DHORC 668**

<b>Phil Rees</b>	Parc Ferme & Everything Else	<b>Adam Turnbull</b>	Marshalling & PA
<b>John Lamb</b>	Setting Up	<b>Dan Hughes-Dowd</b>	Marshalling
<b>Stuart Gray</b>	Setting Up, Marshalling & PA	<b>JJ Hughes-Dowd</b>	Marshalling
<b>Angus Smith</b>	Setting Up, Marshalling & PA	<b>Chris Bowles</b>	Marshalling & PA
<b>Dan Turnbull</b>	Race Control & Packing Away	<b>Lewis Bowles</b>	Marshalling
<b>Simon Goodlip</b>	Race Control, Marshalling & PA	<b>Andrew Thompson</b>	Marshalling
<b>Lewis Blacker</b>	Parc Ferme, Marshalling & PA	<b>Jamie Thompson</b>	Marshalling
<b>Lee Pateman</b>	Marshalling & Packing Away	<b>Alan Stevenson</b>	Marshalling
<b>Geoff Peach</b>	Car Prep, Spares & Marshalling	<b>Timmy Stevenson</b>	Marshalling
<b>Ellis Woodhouse</b>	Marshalling & Car Collecting	<b>Andrew Woodhouse</b>	Marshalling
<b>Reuben Litherland</b>	Marshalling & Packing Away	<b>Jenson Woodhouse</b>	Marshalling
<b>Russell Lawson</b>	Biscuits & Marshalling	<b>Denis Latham</b>	Marshalling & PA
<b>Jacob Lawson</b>	Biscuits Distribution & Marshalling		

**2. Thank you Donington Park for your support!**

We have to thank **Andrew Swift** from Donington Park for his fantastic support in our moment of need when the travellers arrived on site. At very short notice he agreed to let us store all of our tables plus other slot car equipment in their paddock store room. While the travellers left Derby Leisure & Events Venue before causing any damage to our room (that can't be said for other buildings unfortunately) we just couldn't take the risk of leaving any of our equipment there.



Derby HO Racing Club		Calendar 2023			Derby HO Racing Club		
Day	Date	Location	Round	Round	Track		
Tuesday	10-Jan	Table Tennis Room	1 (F1)		Miami (NEW)		
Thu-Sun	12-15-Jan	NEC	Corporate		Autosport International Racing Car Show		
Tuesday	31-Jan	Table Tennis Room	2 (GC)		Interlagos		
Saturday	04-Feb	Lockington Village Hall	Corporate		Charity Event		
Tuesday	21-Feb	Table Tennis Room	3 (F1)	4 (GC)	Cadwell Park		
Tuesday	14-Mar	Table Tennis Room	5 (F1)		Monaco		
Tuesday	04-Apr	Table Tennis Room	6 (GC)		Long Beach		
Sat/Sun	29/30Apr	Donington Park	Corporate		Donington Historic Festival		
Tuesday	02-May	Table Tennis Room	7 (F1)	8 (GC)	Zandvoort		
Wednesday	03-May	Table Tennis Room	Corporate		ALTEN		
Tuesday	23-May	Table Tennis Room	9 (F1)		Nashville		
Sat/Sun	27/28May	Donington Park	Corporate		British GT		
Tuesday	06-Jun	Table Tennis Room	Cancelled		Donington Park		
Tuesday	27-Jun	Table Tennis Room	10 (GC)		Miami		
Tuesday	18-Jul	Table Tennis Room	11 (F1)	12 (GC)	Interlagos		
Tuesday	25-Jul	Table Tennis Room	13 (F1)	14 (GC)	DHORCIngham Oval (NEW)		
Tuesday	08-Aug	Table Tennis Room	15 (F1)	16 (GC)	Cadwell Park		
Sat/Sun	12/13Aug	Donington Park	Corporate		Convoy in the Park		
Sunday	20-Aug	Donington Park	Corporate		Tunerfest		
Sat/Sun	26/27Aug	Donington Park	Corporate		BTCC (Provisional)		
Tuesday	12-Sep	Table Tennis Room	17 (F1)	18 (GC)	Monaco		
Tuesday	03-Oct	Table Tennis Room	19 (F1)	20 (GC)	Long Beach		
Tuesday	17-Oct	Table Tennis Room	21 (F1)	22 (GC)	Zandvoort		
Sat/Sun	21/22Oct	Donington Park	Corporate		British GT		
Tuesday	14-Nov	Table Tennis Room	23 (F1)	24 (GC)	Nashville		
Tuesday	21-Nov	Table Tennis Room	25 (F1)	26 (GC)	AGM		
Tuesday	28-Nov	Table Tennis Room	27 (F1)	28 (GC)	Donington Park		
Derby HO Racing Club		Carrera DIGITAL		Derby HO Racing Club		Carrera DIGITAL	
Day	Date	Location	Rounds*	Track			
Tuesday	03-Jan	Table Tennis Room	Test Night	Imola			
Tuesday	17-Jan	Table Tennis Room	1 2 3	Imola (New)			
Tuesday	07-Feb	Table Tennis Room	4 5 6	Imola			
Tuesday	14-Feb	Table Tennis Room	Test Night	Paul Ricard			
Saturday	18-Feb	Table Tennis Room	DISCA/DHORC	Sebring 3 Hours - Oxigen/Carrera GT4			
Tuesday	07-Mar	Table Tennis Room	7 8 9	Paul Ricard (New)			
Tuesday	28-Mar	Table Tennis Room	10 11 12	Paul Ricard			
Tuesday	18-Apr	Table Tennis Room	Test Night	Road Atlanta			
Tuesday	09-May	Table Tennis Room	13 14 15	Road Atlanta (New)			
Tuesday	13-Jun	Table Tennis Room	16 17 18	Road Atlanta			
Tuesday	20-Jun	Table Tennis Room	Test Night	Brands Hatch			
Tuesday	04-Jul	Table Tennis Room	19 20 21	Brands Hatch (New)			
Tuesday	01-Aug	Table Tennis Room	22 23 24/25	Brands Hatch			
Tuesday	19-Sep	Table Tennis Room	26 27 28	Sakhir			
Tuesday	10-Oct	Table Tennis Room	29 30 31/32	Sakhir			
Tuesday	31-Oct	Table Tennis Room	Test Night	Monza			
Tuesday	07-Nov	Table Tennis Room	33 34 35	Daytona Sports Car Course			
Friday	17-Nov	Table Tennis Room	Test Night 36	Le Mans			
Saturday	18-Nov	Table Tennis Room	37 38 39 40 41	Le Mans (New)			
Saturday	25-Nov	Table Tennis Room	DISCA/DHORC	Fuji 6 Hours - Oxigen/Carrera WEC			
Tuesday	12-Dec	Table Tennis Room	42 43 44	Daytona Sports Car Course			

Key: 20 or less HO racers then double finals, 21 and above then single finals

\* Could be more than three Digital Rounds on a night, depending on attendance.

Note: 75% of HO Rounds count towards DHORC Championship which equals 21

Note: 75% of Digital Rounds count towards Carrera Championship which equals 32

### 3. British GT – Donington Park – 27/28May23

Thank you to all who supported our 8-lane track at the British GT weekend at Donington Park.



Saturday - Dan & JT Hughes-Dowd, Darryn Mutch, Nick Sismey, Martin Thorpe, Carly & Steve White



Sunday – Jag & Daniel Kalyan, JJ, Darryn, Dan, Nick, Chris & Lewis Bowles

# Winners 2023

GC Qualifies on Yellow & Red, F1 on Green & Blue Lanes from Round 10

Day	Date	Rnd	Track	Final	Adults	Masters	Juniors	Wooden
Tue	10-Jan	1	Miami	F1	L Pateman	A Smith	L Bowles	A Stevenson
Tue	31-Jan	2	Interlagos	GC	A Smith	A Smith	L Bowles	A Woodhouse
Tue	21-Feb	3	Cadwell Park	F1	A Smith	A Smith	L Bowles	M Dutson
Tue	21-Feb	4	Cadwell Park	GC	S Goodlip	S Goodlip	L Bowles	M Dutson (2)
Tue	14-Mar	5	Monaco	F1	S Goodlip	S Goodlip	JJ Hughes-Dowd	A Stevenson (2)
Tue	04-Apr	6	Long Beach	GC	S Goodlip (3)	S Goodlip	L Bowles	A Thompson
Tue	02-May	7	Zandvoort	F1	P Rees	P Rees	JJ Hughes-Dowd	A Thompson
Tue	02-May	8	Zandvoort	GC	L Pateman	S Goodlip	L Bowles	A Thompson
Tue	23-May	9	Nashville	F1	L Pateman (3)	S Goodlip (5)	JJ Hughes-Dowd (3)	A Woodhouse (2)
Tue	27-Jun	10	Miami	F1	A Smith (3)	A Smith (4)	L Bowles (7)	A Thompson (4)
Tue	18-Jul	11	Interlagos	F1				
Tue	18-Jul	12	Interlagos	GC				
Tue	25-Jul	13	DHORCingham	F1				
Tue	25-Jul	14	DHORCingham	GC				
Tue	25-Jul	15	DHORCingham	F1				
Tue	25-Jul	16	DHORCingham	GC				
Tue	08-Aug	17	Cadwell Park	F1				
Tue	08-Aug	18	Cadwell Park	GC				
Tue	12-Sep	19	Monaco	F1				
Tue	12-Sep	20	Monaco	GC				
Tue	03-Oct	21	Long Beach	F1				
Tue	03-Oct	22	Long Beach	GC				
Tue	17-Oct	23	Zandvoort	F1				
Tue	17-Oct	24	Zandvoort	GC				
Tue	14-Nov	25	Nashville	F1				
Tue	14-Nov	26	Nashville	GC				
Tue	28-Nov	27	Donington Park	F1				
Tue	28-Nov	28	Donington Park	GC				

## Race Winners



Adults



Angus Smith  
Adults

Masters



Angus Smith  
Masters

Juniors



Lewis Bowles  
Juniors

Wooden



Andrew Thompson  
Wooden

## Continuous Club Night Attendance Records

Members below have built up ten or more continuous Club Night attendances, including DHORC 668:-

Nick Sismey	217 Club Nights	Phil Rees	55	Lewis Blacker	40
Dan Turnbull	32	Dan Hughes-Dowd	18	JJ Hughes-Dowd	18
Adam Turnbull	16	Geoff Peach	12	Simon Goodlip	10
Lee Pateman	10				

**Record Continuous Club Night Attendance** Nick Sismey 217

**Record Continuous Evening Attendance** Nick Sismey 195

**Record Continuous Club Night Attendance from 1<sup>st</sup> Race** Martin Allsopp 131





Thanks also to **Dave Edwards, Darryn, Phil Rees, Angus Smith** and **Nick** for setting up on Friday afternoon. That saved so much faffing on Saturday morning. We had 200 racers on the first day and over 250 on the second so a successful weekend. With at least two more events at Donington Park this year we certainly should have a healthy bank balance come year end!



Derby HO Racing Club  [www.dhorc.co.uk](http://www.dhorc.co.uk)




# Official Clothing

Home of HO Le Mans 



**Please contact Nick Sismey**





**Oliver Farrell** was the Junior Donington Park winner in 2022. He chose a free ticket for the British GT weekend. By the end of the weekend he and dad **Rob Farrell** broke both of the 2023 records. With just one more event in our gazebo left this year, they are looking good!

# Slot Cars & Spares



## Open Wheel (F1)



Chassis	£10.00
Car (+ £7.5 if Painted)	£15.00
Resin Shell (+ £7.5 if Painted)	£6.00
Pickup Shoes (Pair)	£1.00
Pickup Springs	£0.25
Pinion Gear	£1.00
Front Tyres (Pair)	£1.50
Front Axle	£2.00
Brush Springs (Pair)	£1.00
Brushes (Pair)	£1.00
Motor Magnets (Pair)	£2.45
Bulkhead	£5.00
Armature	£4.00
Crown Gear	£2.00
Rear Tyres (Pair)	£2.00
Rear Axle	£3.00
Guide Pins	£1.00
Traction Magnets (Pair)	£2.00
Brush Tubes (Pair)	£2.00



## Enclosed Wheel (GC)

#902 G3 or VSR Chassis	£30.00	(1st one £20)
Wet Weather V-Jet	£31.50	
Painted Lexan Body	£7.50+	
#250B G3 Pickup Shoes (Pair)	£1.00	
Pickup Springs	£0.25	
#417 7T Delrin Pinion Gear	£1.00	
SGP Black Pinion	£0.30	
#950 G3 Front Tyres (Pair)	£1.50	
Front Axle, Wheels and Tyres	£4.00	
Rear Axle and Washer	£5.50	
Rear Double Flanged Hubs (Pair)	£3.50	
#925 G3 Endbell	£6.00	
Armature	£4.00	
24T Delrin Crown Gear	£2.00	
Spacer washer	£0.25	
22T VSR Crown Gear	£2.00	
Rear Tyres (Pair)	£2.00	
#941 Guide Pins	£1.00	
Front Wheels (Pair)	£2.00	
VSR Pro Blank Chassis	£8.50	
Front Axle, Hubs & 'O' Rings	£3.00	



Updated 30Sep18

## 4. Oval racing is back!

The Sunday before the Miami Club Night marked a month to go before we are back Oval racing at DHORC. DHORCingham, produced from the ashes of the Rockingham Motor Speedway, will be used for the first time on Tuesday 25Jul23.

The four classes will be as follows:-

1. DHORC provided brass weighted V-Jet F1 cars.
2. DHORC provided Bulldog GC cars.
3. Members own Tyco F1 cars
4. Members own Viper GC cars

Qualifying will be done in twos with one racer running an F1 car on the tighter Lane 6 the other the GC car on the faster Lane 4. They will run for five laps and their grid position based on their overall time for those five laps. Cars can be marshalled. Then they will swap until both have run all four cars. The Finals will then be 8-lanes and three-minutes in length, like a normal Club Night, with racers choosing lanes as usual. The winner moving up. These will be Crash & Burn so if you crash you are out. Watch out for the squeeze track in Turn 4.



Derby HO Racing Club f  
www.dhorc.co.uk

# dhore

Home of HO Le Mans TOMY AFX TYCO

## 1 Month To Go

25Jul23 – 6:30pm - DHORC 672 to 675

Derby HO Racing Club

# dhorcingham



8-Lanes - 107'11"

Rnd 14 F1 V-Jet, Rnd 15 GC Bulldog, Rnd 16 F1 Tyco, Rnd 17 Viper



Geoff Peach giving Chris Bowles tips on how to set up his cars for DHORCingham



Visit our  
Facebook Page  
or the back of  
this magazine



Clear plastic bodies to suit a variety of HO  
chassis. Many not found elsewhere



## 5. Anyone for Tennis?

**James MacKinlay** (centre) had come down to DL&EV from Edinburgh to watch his girlfriend play in a Tennis Match. Wondering into the Table Tennis Room his priorities soon changed!



## 6. Can you feel the love tonight?

Former DHORC Member **Shloke Anand** made the news on Sunday night proposing to his girlfriend **Eva Plyčiuvaitytė** during the Elton John concert at Glastonbury.

He was then interviewed by Amanda Holden and Jamie Theakston on Heart Breakfast the next morning.

Congratulations both, from all at DHORC.

**Nick Sismey**




# Race Report



**Round 10**  
**Miami – GC Finals**  
**27 June 2023**



Round 1		Miami International Autodrome (USA)			Round 10		
<b>Previous Results</b>							
Adults				1st	2nd	3rd	
DHORC 659 F1	10-Jan	2023	99'4"	L Pateman	A Smith	P Rees	
DHORC 668 GC	27-Jun	2023	99'4"	A Smith	L Pateman	S Goodlip	
Juniors				1st	2nd	3rd	
DHORC 659 F1	10-Jan	2023	99'4"	L Bowles	JJ Hughes-Dowd	H Smith	
DHORC 668 GC	27-Jun	2023	99'4"	L Bowles	JJ Hughes-Dowd	J Woodhouse	
<b>Circuit Records</b>				<b>Lap Length 99'4"</b>			
<b>Qualifying</b>							
<b>F1/GC</b>		L Pateman 10Jan23		103.0 Laps			
<b>Fastest Laps</b>							
<b>F1</b>		L Pateman 10Jan23		6.97 secs			
<b>GC</b>		S Goodlip 27Jun23		5.28 secs			
<b>Race Laps</b>							
<b>F1</b>		L Pateman 10Jan23		23.5 Laps			
<b>GC</b>		L Pateman 27Jun23		31.6 Laps			
<b>Final Points</b>							
<b>3.5 Points</b>		S Goodlip 10Jan23					
		D Hughes-Dowd 10Jan23					




**DHORC 668**



Angus Smith (right) took his third win of the year from Pole, while Lee Pateman (second left) continues to lead the Championship and set a new GC race laps record. Geoff Peach (left) took 10<sup>th</sup> after winning the 'D' going joint top of the DHORC Challenge, while Chris Bowles took fifth.



JJ Hughes-Dowd, Lewis Bowles, Jenson & Ellis Woodhouse set the evening in motion while Lewis Blacker and Andrew Woodhouse (smile Andrew!) take care of marshalling.

GC Finals ADULT REPORT GC Finals

## Angus joins 2023 triple winners

**'A' Final** – **Angus Smith** became the third racer to win three Club Nights in 2023 on Tuesday night following in the footsteps of Championship leader **Lee Pateman** and **Simon Goodlip**. The 100.9 laps that took Angus to his 53<sup>rd</sup> Pole was only the second 100+ lap Qualifying score at Miami, Lee holding the record with 103 laps. Angus' last win was on 21Feb23, so it was badly needed to get his Championship challenge back on track. Lee won the January F1 race at Miami from Angus by 0.7 laps, the latter taking the GC race win on Tuesday by 1.2 laps from the former.

Simon celebrated his 2,000 three-minute race start on Red lane in Qualifying by beating Angus' fastest lap record, reducing it from 5.53 seconds to 5.48, and only missing out on equalling Lee's laps record by 0.1 laps! He had little time to celebrate however as Lee then came along and broke both records during his run on Red. 29.7 laps were converted to 31.6 and Simon's 5.48 became Lee's 5.41 seconds! These were the highest race laps scored on the night so Lee's third straight race laps win added up to an unprecedented 187<sup>th</sup> over nearly 32 years of racing! Talking of big numbers Lee also recorded his 500<sup>th</sup> Individual Qualifying Round when he won Red lane!

Back to the 'A' Final and Simon took third 2.1 laps behind Lee, however he went home happy as he wrestled Lee's new fastest lap record off him, taking it down to 5.28 seconds! **Reuben Litherland** made it into the 'A' after winning the 'B' and was immediately on the pace, lapping in 5.54 seconds, matching Lee and beating Angus by 0.05 seconds: so close! Angus' 30.8 laps in the 'A' also broke the old race laps record. What a performance by our top three racers, with Reuben close behind!





Jamie Thompson qualified 4<sup>th</sup> for the fifth time in a row and made it five consecutive Junior 'B' Final wins finishing 4<sup>th</sup>. Dad Andrew Thompson finished 20<sup>th</sup> this week.



Phil Rees and Simon Goodlip at Parc Ferme. Simon would take 0.25 seconds off the original Miami GC fastest lap in the 'A' Final.

**'B' Final** – **Chris Bowles** beat Reuben to first lane choice in the 'B' by just 0.2 laps after 12 minutes of Qualifying. Reuben reversed these placings in the Final taking the the win 28.0 laps to 27.6, with their best lap times in favour of Chris by a mere 0.03 seconds! **Adam Turnbull** and 'C' Final winner **Nick Sismey** couldn't stay with these two on Blue and Yellow lanes respectively. Adam beat Nick to sixth by 0.9 laps.

**'C' Final** – **Phil Rees'** pink GC car certainly had pace down the straights if not quite the handling it needed through the curves. Nick lead the attack against Phil's car but like **Lewis Blacker** and 'D' Final winner **Geoff Peach**, as soon as their cars got close to Phil's they hit the boonies in an effort to catch him. By half distance it seemed like Phil just had to continue doing what he was doing and the others would just run out of breath and ability. Nick however finally caught him, but struggled to stay ahead until Phil made his first mistake. That was just enough for his mate to build up a lead for the first time, which eventually extended out to 1.1 laps. All were exhausted!

**Lewis Blacker** was a further 0.9 laps back in his 301<sup>st</sup> race, with Geoff only 0.4 laps up the road. This was Lewis' third 9<sup>th</sup> place finish in a row while Geoff's 2.5 points total meant he joined Lewis atop the DHORC Challenge table, up from fourth after the previous Club Night.

**'D' Final** – **Dan Turnbull** took a break from running 27 straight three-minute races at Race Control to Qualify in 11<sup>th</sup> directly behind Geoff, 0.8 laps separating the two. In the 'D' Dan was favourite initially as Geoff had a big off leaving him well behind the eight ball. The new calmer Geoff consolidated however and slowly passed his fellow Finalists. First 'E' Final winner **Russell Lawson**, who had won his first Final of the year, and then **JJ Hughes-Dowd** before moving past Dan and adding a further 1.4 laps to Dan's score at the flag.

Russell unfortunately had car problems after 11.6 laps finishing in 16<sup>th</sup>, while JJ was three laps behind Dan, although he did beat his Junior 'A' lap score by 0.5 laps.

**'E' Final** – **Dan Hughes-Dowd's** 1.5 Final points in the 'E' for taking second place and 14<sup>th</sup> overall took him to within 0.5 points of the lead of the DHORC Challenge. Dan was only 0.3 laps behind Russell, with a borrowed rear axle from Simon, running Shloke Anand's (See Page 15) old Indian flag coloured Porsche 917. In a very close fought Final top 'E' Final qualifier **Stuart Gray** was only just over a lap behind Dan while 'F' Final winner **Jacob Lawson** would have taken second behind his dad with his previous Final score. However Yellow lane reduced his attack by four laps taking 4<sup>th</sup> in his second Final (which would be a theme in every Final throughout the evening) in 16<sup>th</sup>.

**'F' Final** – **Denis Latham**, in only his sixth race start, set the 14<sup>th</sup> fastest lap of the night, beating his previous best of 15<sup>th</sup> on 21Feb23. Despite Dan Qualifying three places above Jacob and lapping 0.35 seconds quicker it was 13-year old Jacob who used his experience from 85 starts to win the 'F' by 2.4 laps.

**'Early G' Final.** – **Alan Stevenson** again took home the Early Final, the Final of three A's, with **Andrew Woodhouse** a lap further back and **Andrew Thompson** taking home his fourth Wooden Spoon. As covered on Page 15 **James MacKinlay** ran as a Non-Member but only Qualified.

## MASTERS REPORT

### Angus back to winning ways

After taking the first three Master wins of 2023 it took Angus another seven Club Nights to take his fourth ahead of Simon, Nick, Phil, Geoff and Stuart.





JJ took his first back to back Pole and race laps as well as six consecutive Individual Qualifying rounds, finishing 2<sup>nd</sup>. Dad, Dan Hughes-Dowd is now 2<sup>nd</sup> in the DHORC Challenge.



Alan Stevenson again won the early 'G' Final!

JUNIOR REPORT

## Lewis closes in on JJ's Championship lead!

**'A' Final** – **Lewis Bowles** closed the Junior Championship lead, held by **JJ Hughes-Dowd**, down to one point after his seventh win of the year. Missing Round 9 has put him on the back foot, however he will get that Round back later in the year. JJ meanwhile had a pretty good evening finishing second to his mate, 1.7 laps the margin. Added to this JJ took his first back to back Pole position and broke Lewis' F1 fastest lap record, set in January, taking it down from 8.62 seconds to 8.26. In addition he also set his first back to back race lap wins and recorded six consecutive Individual Qualifying Rounds on the way to his fifth Pole.

Lewis' 23<sup>rd</sup> win over JJ matched the same result at the Miami F1 race on 10Jan23 with his 6.42 second GC lap on Red lane in Qualifying being only 0.01 seconds off his own track record! It is going to be a fascinating second half of the season between these two! **Jenson Woodhouse** was again on the podium in third beating 'B' Final winner **Jamie Thompson** by just 1.2 laps. This was Jamie's fifth straight 'B' Final win from five straight fourth place grid slots! He is slowly eating into JJ's lead in the DHORC Challenge. Will he catch him by year end?



**'B' Final** – **Jacob Lawson** lead the battle to dispose Jamie of his now expected 'B' Final crown but couldn't get to within 2.2 laps of our winner, whose score would have been good enough for second in the 'A'. **Timmy Stevenson** was next home with **Ellis Woodhouse** closing out the Juniors in seventh. These two's combined ages fall two years short of Jacob's 13 years that he celebrated on the Sunday preceding the Miami Club Night. Congrats Jacob. **Tommy Tyco**



Stuart Gray did a great job helping with setting up and took 15<sup>th</sup> on the night.



# Race Results



Who Came Where?

Who Scored What?



With college in Sheffield over for the summer Adam Turnbull had a much shorter journey to DHORC, taking 6<sup>th</sup> overall.

Derby HO Racing Club		DERBY H:O SLOT CAR CLUB CHAMPIONSHIP RACE 668										Derby HO Racing Club		
dhore		Miami GC - 27 June 2023 - Round 10										dhore		
M = HO Master			MASTER POINTS TABLE						NM = NON MEMBER					
QUALIFYING			FINAL POSITIONS			POINTS TOTAL			FINAL POINTS					
POS	ADULT	LAPS	POS	ADULT	PTS	POS	ADULT	PTS	POS	ADULT	PTS			
1	A Smith (M)	100.9	1	A Smith (M)	45	1	A Smith (M)	48	1	R Litherland	2.5			
2	S Goodlip (M)	99.9	2	L Pateman	38	2	L Pateman	40	1	N Sismey (M)	2.5			
3	L Pateman	97.3	3	S Goodlip (M)	34	3	S Goodlip (M)	34	1	G Peach (M)	2.5			
4	C Bowles	91.6	4	R Litherland	31	4	R Litherland	31	1	R Lawson	2.5			
5	R Litherland	91.2	5	C Bowles	29	5	C Bowles	29	1	J Lawson	2.5			
6	A Turnbull	89.6	6	A Turnbull	28	6	A Turnbull	28	6	A Smith (M)	2.0			
7	N Sismey (M)	87.6	7	N Sismey (M)	27	7	N Sismey (M)	27	7	L Pateman	1.5			
8	L Blacker	84.8	8	P Rees (M)	26	8	P Rees (M)	26	7	C Bowles	1.5			
9	P Rees (M)	83.6	9	L Blacker	25	9	L Blacker	25	7	P Rees (M)	1.5			
10	G Peach (M)	81.7	10	G Peach (M)	24	10	G Peach (M)	24	7	D Turnbull	1.5			
11	D Turnbull	80.9	11	D Turnbull	23	11	D Turnbull	23	7	D Hughes-Dowd	1.5			
12	JJ Hughes-Dowd	79.0	12	JJ Hughes-Dowd	22	12	JJ Hughes-Dowd	22	7	D Latham	1.5			
13	A Stevenson	72.5	13	R Lawson	21	13	R Lawson	21	13	S Goodlip (M)	1.0			
14	S Gray (M)	71.6	14	D Hughes-Dowd	20	14	D Hughes-Dowd	20	13	A Turnbull	1.0			
15	R Lawson	69.6	15	S Gray (M)	19	15	S Gray (M)	19	13	L Blacker	1.0			
16	D Hughes-Dowd	68.6	16	J Lawson	18	16	J Lawson	18	13	JJ Hughes-Dowd	1.0			
17	D Latham	67.6	17	D Latham	17	17	D Latham	17	13	S Gray (M)	1.0			
18	A Woodhouse	66.0	18	A Stevenson	16	18	A Stevenson	16	18	A Stevenson	0.0			
19	A Thompson	64.0	19	A Woodhouse	15	19	A Woodhouse	15	18	A Woodhouse	0.0			
20	J Lawson	56.7	20	A Thompson	14	20	A Thompson	14	18	A Thompson	0.0			
21	J MacKinlay (NM)	56.1	21	J MacKinlay	NM	21	J MacKinlay	NM	18	J MacKinlay	NM			
QUALIFYING			FINAL POSITIONS			POINTS TOTAL			FINAL POINTS					
POS	JUNIOR	LAPS	POS	JUNIOR	PTS	POS	JUNIOR	PTS	POS	JUNIOR	PTS			
1	JJ Hughes-Dowd	79.0	1	L Bowles	45	1	L Bowles	47	1	J Thompson	2.5			
2	L Bowles	76.9	2	JJ Hughes-Dowd	38	2	JJ Hughes-Dowd	41	2	L Bowles	2.0			
3	J Woodhouse	60.4	3	J Woodhouse	34	3	J Woodhouse	34	3	JJ Hughes-Dowd	1.5			
4	J Thompson	57.2	4	J Thompson	31	4	J Thompson	31	3	J Lawson	1.5			
5	J Lawson	56.7	5	J Lawson	29	5	J Lawson	29	5	J Woodhouse	1.0			
6	T Stevenson	51.5	6	T Stevenson	28	6	T Stevenson	28	5	T Stevenson	1.0			
7	E Woodhouse	42.7	7	E Woodhouse	27	7	E Woodhouse	27	7	E Woodhouse	0.5			



In his 6<sup>th</sup> Club Night Denis Latham took home 17<sup>th</sup> place.



Junior 'B' Final, Ellis (7<sup>th</sup>), Jacob Lawson (5<sup>th</sup>), winner Jamie and Timmy Stevenson (6<sup>th</sup>)

DERBY H:O SLOT CAR CLUB CHAMPIONSHIP RACE 668													
GROUP 'C' CAR LAPS & TIMES						FORMULA 1 CAR LAPS & TIMES							
FASTEST LAPS			BEST RACE LAPS (3 MINS)			FASTEST LAPS			BEST RACE LAPS (3 MINS)				
POS	ADULT	TIME	SPEED	POS	ADULT	LAPS	POS	ADULT	TIME	SPEED	POS	ADULT	LAPS
1	S Goodlip (M)	5.28	12.827	1	L Pateman	31.6	1	A Smith (M)	7.20	9.407	1	A Smith (M)	22.6
2	L Pateman	5.41	12.519	2	A Smith (M)	30.8	2	L Pateman	7.25	9.342	2	S Goodlip (M)	22.3
3	R Litherland	5.54	12.225	3	S Goodlip (M)	29.6	3	S Goodlip (M)	7.38	9.177	3	L Pateman	22.0
4	A Smith (M)	5.59	12.116	4	R Litherland	28.0	4	P Rees (M)	7.58	8.935	4	C Bowles	21.2
5	C Bowles	5.86	11.558	5	C Bowles	27.6	5	A Turnbull	7.61	8.900	4	A Turnbull	21.2
6	A Turnbull	6.00	11.288	6	N Sismey (M)	26.2	6	C Bowles	7.72	8.773	6	P Rees (M)	20.1
7	N Sismey (M)	6.31	10.733	7	A Turnbull	25.2	7	R Litherland	8.16	8.300	7	L Blacker	19.9
8	L Blacker	6.35	10.666	8	G Peach (M)	25.0	8	D Hughes-Dowd	8.19	8.269	8	N Sismey (M)	19.5
9	G Peach (M)	6.63	10.215	9	P Rees (M)	24.2	9	JJ Hughes-Dowd	8.26	8.199	9	R Litherland	19.4
10	P Rees (M)	6.72	10.078	10	L Blacker	24.1	10	N Sismey (M)	8.32	8.140	10	G Peach (M)	19.3
11	D Turnbull	6.79	9.975	11	D Turnbull	23.8	11	D Latham	8.42	8.044	11	D Turnbull	18.5
12	JJ Hughes-Dowd	6.90	9.816	12	JJ Hughes-Dowd	23.6	12	G Peach (M)	8.49	7.977	12	D Hughes-Dowd	18.1
13	A Thompson	7.00	9.675	13	R Lawson	22.8	13	J MacKinlay (NM)	8.53	7.940	13	A Stevenson	17.8
14	D Latham	7.08	9.566	14	J Lawson	22.6	14	A Stevenson	8.81	7.688	14	S Gray (M)	17.6
15	D Hughes-Dowd	7.13	9.499	15	D Hughes-Dowd	22.5	15	D Turnbull	8.85	7.653	15	JJ Hughes-Dowd	17.5
16	R Lawson	7.18	9.433	16	A Stevenson	21.6	16	L Blacker	8.94	7.576	16	R Lawson	17.4
17	J Lawson	7.26	9.329	17	A Thompson	21.3	17	S Gray (M)	8.95	7.567	17	D Latham	17.0
18	A Woodhouse	7.28	9.303	18	S Gray (M)	21.1	17	R Lawson	8.95	7.567	18	A Woodhouse	16.5
19	S Gray (M)	7.47	9.067	19	D Latham	20.2	19	A Woodhouse	9.03	7.500	19	J MacKinlay (NM)	15.6
20	A Stevenson	7.52	9.006	20	A Woodhouse	20.1	20	J Lawson	9.76	6.939	20	A Thompson	14.7
21	J MacKinlay (NM)	7.69	8.807	21	J MacKinlay (NM)	13.9	21	A Thompson	9.91	6.834	21	J Lawson	12.9
FASTEST LAPS			BEST RACE LAPS (3 MINS)			FASTEST LAPS			BEST RACE LAPS (3 MINS)				
POS	JUNIOR	TIME	SPEED	POS	JUNIOR	LAPS	POS	JUNIOR	TIME	SPEED	POS	JUNIOR	LAPS
1	L Bowles	6.42	10.549	1	JJ Hughes-Dowd	23.6	1	JJ Hughes-Dowd	8.26	8.199	1	L Bowles	18.2
2	JJ Hughes-Dowd	6.52	10.388	2	L Bowles	23.0	2	L Bowles	8.37	8.092	2	JJ Hughes-Dowd	17.5
3	J Lawson	7.26	9.329	3	J Thompson	21.0	3	J Woodhouse	8.95	7.567	3	J Thompson	14.2
4	J Woodhouse	7.40	9.152	4	J Lawson	20.3	4	J Lawson	9.76	6.939	3	T Stevenson	14.2
5	J Thompson	7.45	9.091	5	J Woodhouse	17.7	5	J Thompson	9.90	6.841	5	J Woodhouse	14.1
6	T Stevenson	9.59	7.062	6	T Stevenson	15.2	6	E Woodhouse	10.24	6.614	6	J Lawson	12.9
7	E Woodhouse	11.18	6.058	7	E Woodhouse	12.6	7	T Stevenson	10.84	6.248	7	E Woodhouse	10.8



Junior 'A' Final, Jamie (4<sup>th</sup>), winner Lewis, JJ (2<sup>nd</sup>), who continues to lead the Championship by one point from Lewis, and Jenson (3<sup>rd</sup>)



Early 'G' Final – Andrew W (2<sup>nd</sup>), winner Alan and Andrew T (3<sup>rd</sup>)

dherc		DERBY H-O SLOT CAR CLUB CHAMPIONSHIP RACE 668																dherc	
Home of HO Le Mans		Miami GC - 27 June 2023 - Round 10																Home of HO Le Mans	
QUALIFYING AND FINAL RACE RESULTS																			
CL	NAME	ROUND 1 (GC) Y		ROUND 2 (F1) G		ROUND 3 (GC) B		ROUND 4 (F1) B		QUAL	FIN	FIN	FINAL 1		FINAL 2		BEST		TOTAL
		LAPS	TIME	LAPS	TIME	LAPS	TIME	LAPS	TIME				LAPS	TIME	LAPS	TIME	LAPS	TIME	
A	A Smith (M)	27.6	6.08	21.5	7.20	29.2	5.60	22.6	7.35	100.9	A1	2.0	30.8	5.59			30.8	5.59	131.7
A	S Goodlip (M)	26.4	5.70	22.3	7.38	29.6	5.48	21.6	7.76	99.9	A3	1.0	27.5	5.28			29.6	5.28	127.4
A	L Pateman	22.9	5.74	22.0	7.25	31.8	5.41	20.8	7.60	97.3	A2	1.5	29.6	5.54			31.6	5.41	126.9
A	C Bowles	24.2	6.42	18.9	7.77	27.3	6.13	21.2	7.72	91.6	B2	1.5	27.6	5.86			27.6	5.86	119.2
A	R Litherland	25.5	5.94	19.4	8.35	27.1	5.79	19.2	8.16	91.2	A4	2.5	28.0	5.89	26.4	5.54	28.0	5.54	145.6
A	A Turnbull	24.8	6.94	18.5	8.04	25.1	6.19	21.2	7.61	89.6	B3	1.0	25.2	6.00			25.2	6.00	114.8
A	N Sismey (M)	23.8	6.75	18.1	8.32	26.2	6.31	19.5	8.77	87.6	B4	2.5	25.3	6.48	24.3	6.56	26.2	6.31	137.2
A	L Blacker	21.5	7.28	19.3	8.94	24.1	6.35	19.9	9.09	84.8	C3	1.0	23.3	6.49			24.1	6.35	108.1
A	P Rees (M)	21.0	7.44	20.1	7.58	23.6	6.72	18.9	8.20	83.6	C2	1.5	24.2	6.75			24.2	6.72	107.8
A	G Peach (M)	21.0	7.66	19.3	8.66	22.5	6.79	18.9	8.49	81.7	C4	2.5	25.0	6.63	22.9	6.72	25.0	6.63	129.6
A	D Turnbull	20.2	7.93	18.5	8.85	23.8	7.12	18.4	8.99	80.9	D2	1.5	23.6	6.79			23.8	6.79	104.5
A	JJ Hughes-Dowd	21.8	7.40	16.1	8.52	23.6	6.90	17.5	8.26	79.0	D3	1.0	20.6	7.01			23.6	6.90	20.6
A	A Stevenson	17.9	8.85	16.0	9.19	20.8	7.67	17.8	8.81	72.5	G1		21.6	7.52			21.6	7.52	94.1
A	S Gray (M)	18.4	8.61	17.3	8.95	18.3	8.41	17.6	9.47	71.6	E3	1.0	21.1	7.47			21.1	7.47	92.7
A	R Lawson	16.4	8.17	15.4	9.01	20.4	7.88	17.4	8.95	69.6	D4	2.5	22.8	7.26	11.6	7.18	22.8	7.18	104.0
A	D Hughes-Dowd	14.5	8.52	14.9	8.20	21.1	7.90	18.1	8.19	68.6	E2	1.5	22.5	7.13			22.5	7.13	91.1
A	D Latham	17.6	8.61	16.5	8.42	16.5	8.09	17.0	8.83	67.6	F2	1.5	20.2	7.08			20.2	7.08	87.8
A	A Woodhouse	16.5	9.76	14.2	10.65	18.8	8.28	16.5	9.03	66.0	G2		20.1	7.28			20.1	7.28	86.1
A	A Thompson	13.7	8.75	14.3	10.01	21.3	7.86	14.7	9.91	64.0	G3		18.5	7.00			21.3	7.00	82.5
A	J Lawson	12.4	8.54	11.1	9.76	20.3	7.26	12.9	16.86	56.7	E4	2.5	22.6	7.43	18.5	7.74	22.6	7.26	41.1
AS	J MacKinlay	13.0	8.74	13.6	8.96	13.9	7.69	15.6	8.53	56.1	H1						15.6	7.69	56.1
J	JJ Hughes-Dowd	21.8	7.40	16.1	8.52	23.6	6.90	17.5	8.26	79.0	A2	1.5	20.1	6.52			23.6	6.52	99.1
J	L Bowles	17.9	8.42	18.2	8.37	23.0	6.42	17.8	8.41	76.9	A1	2.0	21.8	6.89			23.0	6.42	98.7
J	J Woodhouse	14.8	8.89	13.8	9.82	17.7	7.40	14.1	8.95	60.4	A3	1.0	17.4	7.51			17.7	7.40	77.8
J	J Thompson	14.9	8.57	14.2	9.90	14.1	7.71	14.0	10.02	57.2	A4	2.5	21.0	7.45	16.2	8.44	21.0	7.45	94.4
J	J Lawson	12.4	8.54	11.1	9.76	20.3	7.26	12.9	16.86	56.7	B2	1.5	18.8	7.63			20.3	7.26	75.5
J	T Stevenson	11.9	11.58	11.1	11.66	14.3	10.46	14.2	10.84	51.5	B3	1.0	15.2	9.59			15.2	9.59	66.7
J	E Woodhouse	11.7	12.37	7.6	16.15	12.6	11.18	10.8	10.24	42.7	B4	0.5	9.2	13.64			12.6	10.24	51.9
TOTAL FEET													265,517.1		TOTAL LAPS		2,673.0		



Queue smile from Sophie Aisthorpe as partner Lewis marshals (this shot was not set up!)



Both Russell Lawson and son Jacob won Finals in the Adults at Miami, Jacob from Green lane in the 'F' and Russell from Blue in the 'E'. They finished 13<sup>th</sup> and 16<sup>th</sup> respectively. Thanks again to Russell for supplying the biscuits and Jacob for distributing them.





Everyone's  
**Best Results**  
At This Circuit



**What are my Best Scores?**  
**Who Have I Beaten?**



Adult 'F' Final – winner Jacob and Denis in 17<sup>th</sup>

## Miami Best Off Chart 1

Qualifying Combined					Final Points			
Pos	Adult	Laps	MPH	Date	Pos	Adult	Pts	Date
1	L Pateman	103.0	9.689	10-Jan-23	1	S Goodlip (M)	3.5	10-Jan-23
2	A Smith (M)	100.9	9.491	27-Jun-23	1	D Hughes-Dowd	3.5	10-Jan-23
3	S Goodlip (M)	99.9	9.397	27-Jun-23	3	P Rees (M)	3.0	10-Jan-23
4	R Litherland	95.4	8.974	10-Jan-23	4	G Peach (M)	2.5	10-Jan-23
5	N Sismey (M)	92.6	8.710	10-Jan-23	4	S Gray (M)	2.5	10-Jan-23
6	A Turnbull	91.7	8.626	10-Jan-23	4	R Litherland	2.5	27-Jun-23
7	C Bowles	91.6	8.616	27-Jun-23	4	N Sismey (M)	2.5	27-Jun-23
8	P Rees (M)	90.4	8.504	10-Jan-23	4	R Lawson	2.5	27-Jun-23
9	D Garbett (M)	87.1	8.193	10-Jan-23	4	J Lawson	2.5	27-Jun-23
10	G Peach (M)	86.0	8.090	10-Jan-23	10	L Pateman	2.0	10-Jan-23
11	L Blacker	84.8	7.977	27-Jun-23	10	A Smith (M)	2.0	02-Jun-23
12	D Turnbull	80.9	7.610	27-Jun-23	12	C Bowles	1.5	10-Jan-23
13	JJ Hughes-Dowd	79.0	7.431	27-Jun-23	12	L Blacker	1.5	10-Jan-23
14	S Gray (M)	78.1	7.347	10-Jan-23	12	H Smith	1.5	10-Jan-23
15	A Stevenson	75.1	7.064	10-Jan-23	12	D Turnbull	1.5	27-Jun-23
16	R Lawson	69.6	6.547	27-Jun-23	12	D Latham	1.5	27-Jun-23
17	D Hughes-Dowd	68.6	6.453	27-Jun-23	17	A Turnbull	1.0	10-Jan-23
18	D Latham	67.6	6.359	27-Jun-23	17	D Garbett (M)	1.0	10-Jan-23
19	A Woodhouse	66.0	6.208	27-Jun-23	17	JJ Hughes-Dowd	1.0	10-Jan-23
20	S Smith	65.6	6.171	10-Jan-23	20	S Smith	0.5	10-Jan-23
21	A Thompson	64.0	6.020	27-Jun-23	21	A Stevenson	0.0	10-Jan-23
22	H Smith	61.3	5.766	10-Jan-23	21	A Woodhouse	0.0	27-Jun-23
23	J Lawson	56.7	5.334	27-Jun-23	21	A Thompson	0.0	27-Jun-23
Pos	Junior	Laps	MPH	Date	Pos	Junior	Pts	Date
1	L Bowles	79.9	7.516	10-Jan-23	1	J Thompson	2.5	27-Jun-23
2	JJ Hughes-Dowd	79.0	7.431	27-Jun-23	2	L Bowles	2.0	10-Jan-23
3	H Smith	61.3	5.766	10-Jan-23	3	JJ Hughes-Dowd	1.5	10-Jan-23
4	T Stevenson	51.5	4.844	27-Jun-23	3	J Lawson	1.5	27-Jun-23
5	J Woodhouse	60.4	5.682	27-Jun-23	5	H Smith	1.0	10-Jan-23
6	J Thompson	57.2	5.381	27-Jun-23	5	T Stevenson	1.0	27-Jun-23
7	J Lawson	56.7	5.334	27-Jun-23	5	J Woodhouse	1.0	27-Jun-23
8	E Woodhouse	42.7	4.017	27-Jun-23	8	E Woodhouse	0.5	27-Jun-23



Adult 'E' Final – Jacob (16<sup>th</sup>), Dan (14<sup>th</sup>), Stuart (15<sup>th</sup>) and winner Russell



### Miami Best Off Chart 2 - F1

Qualifying					Fastest Laps					Race Laps				
Pos	Adult	Laps	MPH	Date	Pos	Adult	Time	MPH	Date	Pos	Adult	Laps	MPH	Date
1	A Smith (M)	N/A	N/A	N/A	1	L Pateman	6.97	9.717	10-Jan-23	1	L Pateman	23.5	8.842	10-Jan-23
1	A Stevenson	N/A	N/A	N/A	2	C Bowles	7.10	9.539	10-Jan-23	2	S Goodlip (M)	23.1	8.692	10-Jan-23
1	A Thompson	N/A	N/A	N/A	3	S Goodlip (M)	7.18	9.433	10-Jan-23	3	P Rees (M)	23.0	8.654	10-Jan-23
1	A Turnbull	N/A	N/A	N/A	4	A Smith (M)	7.20	9.407	27-Jun-23	4	A Smith (M)	22.8	8.579	10-Jan-23
1	A Woodhouse	N/A	N/A	N/A	5	D Garbett (M)	7.27	9.316	10-Jan-23	5	A Turnbull	21.9	8.240	10-Jan-23
1	C Bowles	N/A	N/A	N/A	6	A Turnbull	7.30	9.278	10-Jan-23	6	C Bowles	21.2	7.977	27-Jun-23
1	D Garbett (M)	N/A	N/A	N/A	7	P Rees (M)	7.41	9.140	10-Jan-23	7	R Litherland	21.0	7.901	10-Jan-23
1	D Hughes-Dowd	N/A	N/A	N/A	8	R Litherland	7.45	9.091	10-Jan-23	8	N Sismey (M)	20.9	7.864	10-Jan-23
1	D Latham	N/A	N/A	N/A	9	G Peach (M)	7.78	8.705	10-Jan-23	9	D Garbett (M)	20.6	7.751	10-Jan-23
1	D Turnbull	N/A	N/A	N/A	10	D Hughes-Dowd	7.82	8.661	10-Jan-23	10	G Peach (M)	20.1	7.563	10-Jan-23
1	G Peach (M)	N/A	N/A	N/A	11	N Sismey (M)	8.00	8.466	10-Jan-23	11	L Blacker	19.9	7.488	10-Jan-23
1	H Smith	N/A	N/A	N/A	12	L Blacker	8.02	8.445	10-Jan-23	12	A Stevenson	19.8	7.450	10-Jan-23
1	J Lawson	N/A	N/A	N/A	13	S Gray (M)	8.09	8.372	10-Jan-23	13	S Gray (M)	19.6	7.375	10-Jan-23
1	JJ Hughes-Dowd	N/A	N/A	N/A	14	A Stevenson	8.11	8.351	10-Jan-23	14	D Hughes-Dowd	19.5	7.337	10-Jan-23
1	L Blacker	N/A	N/A	N/A	15	JJ Hughes-Dowd	8.26	8.199	27-Jun-23	15	D Turnbull	19.1	7.187	10-Jan-23
1	L Pateman	N/A	N/A	N/A	16	H Smith	8.29	8.170	10-Jan-23	16	H Smith	17.8	6.697	10-Jan-23
1	N Sismey (M)	N/A	N/A	N/A	17	D Latham	8.42	8.044	27-Jun-23	17	JJ Hughes-Dowd	17.5	6.585	27-Jun-23
1	P Rees (M)	N/A	N/A	N/A	18	D Turnbull	8.80	7.696	10-Jan-23	18	R Lawson	17.4	6.547	27-Jun-23
1	R Lawson	N/A	N/A	N/A	19	R Lawson	8.95	7.567	27-Jun-23	19	D Latham	17.0	6.396	27-Jun-23
1	R Litherland	N/A	N/A	N/A	20	S Smith	9.03	7.500	10-Jan-23	20	A Woodhouse	16.5	6.208	27-Jun-23
1	S Goodlip (M)	N/A	N/A	N/A	20	A Woodhouse	9.03	7.500	27-Jun-23	21	S Smith	16.0	6.020	10-Jan-23
1	S Gray (M)	N/A	N/A	N/A	22	J Lawson	9.76	6.939	27-Jun-23	22	A Thompson	14.7	5.531	27-Jun-23
1	S Smith	N/A	N/A	N/A	23	A Thompson	9.91	6.834	27-Jun-23	23	J Lawson	12.9	4.854	27-Jun-23
Pos	Junior	Laps	MPH	Date	Pos	Junior	Time	MPH	Date	Pos	Junior	Laps	MPH	Date
1	E Woodhouse	N/A	N/A	N/A	1	JJ Hughes-Dowd	8.26	8.199	27-Jun-23	1	L Bowles	18.5	6.961	10-Jan-23
1	H Smith	N/A	N/A	N/A	2	L Bowles	8.37	8.092	02-Jun-23	2	JJ Hughes-Dowd	17.5	6.585	27-Jun-23
1	J Lawson	N/A	N/A	N/A	3	J Woodhouse	8.95	7.567	27-Jun-23	3	H Smith	15.5	5.832	10-Jan-23
1	J Thompson	N/A	N/A	N/A	4	H Smith	9.10	7.443	10-Jan-23	4	T Stevenson	14.2	5.343	27-Jun-23
1	J Woodhouse	N/A	N/A	N/A	5	J Lawson	9.76	6.939	27-Jun-23	4	J Thompson	14.2	5.343	27-Jun-23
1	JJ Hughes-Dowd	N/A	N/A	N/A	6	J Thompson	9.90	6.841	27-Jun-23	6	J Woodhouse	14.1	5.305	27-Jun-23
1	L Bowles	N/A	N/A	N/A	7	E Woodhouse	10.24	6.614	27-Jun-23	7	J Lawson	12.9	4.854	27-Jun-23
1	T Stevenson	N/A	N/A	N/A	8	T Stevenson	10.70	6.330	10-Jan-23	8	E Woodhouse	10.8	4.064	27-Jun-23



Simon checking Dan HD's Porsche 917 ground clearance.



Adult 'D' Final – Russell (13<sup>th</sup>), JJ (12<sup>th</sup>), winner Geoff and Dan Turnbull (11<sup>th</sup>)



### Miami Best Off Chart 3 - GC

Qualifying					Fastest Laps					Race Laps				
Pos	Adult	Laps	MPH	Date	Pos	Adult	Time	MPH	Date	Pos	Adult	Laps	MPH	Date
1	A Smith (M)	N/A	N/A	N/A	1	S Goodlip (M)	5.28	12.827	27-Jun-23	1	L Pateman	31.6	11.890	27-Jun-23
1	A Stevenson	N/A	N/A	N/A	2	L Pateman	5.41	12.519	27-Jun-23	2	A Smith (M)	30.8	11.589	27-Jun-23
1	A Thompson	N/A	N/A	N/A	3	A Smith (M)	5.53	12.247	10-Jan-23	3	S Goodlip (M)	29.6	11.137	27-Jun-23
1	A Turnbull	N/A	N/A	N/A	4	R Litherland	5.54	12.225	27-Jun-23	4	R Litherland	29.5	11.100	10-Jan-23
1	A Woodhouse	N/A	N/A	N/A	5	C Bowles	5.86	11.558	27-Jun-23	5	C Bowles	27.6	10.385	27-Jun-23
1	C Bowles	N/A	N/A	N/A	6	N Sismey (M)	5.95	11.383	10-Jan-23	6	A Turnbull	26.9	10.121	10-Jan-23
1	D Garbett (M)	N/A	N/A	N/A	7	A Turnbull	6.00	11.288	27-Jun-23	7	N Sismey (M)	26.8	10.084	10-Jan-23
1	D Hughes-Dowd	N/A	N/A	N/A	8	G Peach (M)	6.18	10.959	10-Jan-23	8	D Garbett (M)	25.5	9.595	10-Jan-23
1	D Latham	N/A	N/A	N/A	9	D Garbett (M)	6.20	10.924	10-Jan-23	8	G Peach (M)	25.5	9.595	10-Jan-23
1	D Turnbull	N/A	N/A	N/A	10	L Blacker	6.35	10.666	10-Jan-23	8	L Blacker	25.5	9.595	10-Jan-23
1	G Peach (M)	N/A	N/A	N/A	11	JJ Hughes-Dowd	6.56	10.324	10-Jan-23	11	P Rees (M)	24.6	9.256	10-Jan-23
1	H Smith	N/A	N/A	N/A	12	P Rees (M)	6.72	10.078	27-Jun-23	12	D Turnbull	23.8	8.955	27-Jun-23
1	J Lawson	N/A	N/A	N/A	13	D Turnbull	6.79	9.975	27-Jun-23	13	JJ Hughes-Dowd	23.6	8.880	27-Jun-23
1	JJ Hughes-Dowd	N/A	N/A	N/A	14	S Gray (M)	6.99	9.689	10-Jan-23	14	R Lawson	22.8	8.579	27-Jun-23
1	L Blacker	N/A	N/A	N/A	15	A Thompson	7.00	9.675	27-Jun-23	15	J Lawson	22.6	8.504	27-Jun-23
1	L Pateman	N/A	N/A	N/A	16	D Latham	7.08	9.566	27-Jun-23	16	D Hughes-Dowd	22.5	8.466	27-Jun-23
1	N Sismey (M)	N/A	N/A	N/A	17	D Hughes-Dowd	7.13	9.499	27-Jun-23	17	S Gray (M)	22.2	8.353	10-Jan-23
1	P Rees (M)	N/A	N/A	N/A	18	H Smith	7.14	9.486	10-Jan-23	18	A Stevenson	21.8	8.202	10-Jan-23
1	R Lawson	N/A	N/A	N/A	19	R Lawson	7.18	9.433	27-Jun-23	19	H Smith	21.3	8.014	10-Jan-23
1	R Litherland	N/A	N/A	N/A	20	J Lawson	7.26	9.329	27-Jun-23	19	A Thompson	21.3	8.014	27-Jun-23
1	S Goodlip (M)	N/A	N/A	N/A	21	A Woodhouse	7.28	9.303	27-Jun-23	21	S Smith	20.3	7.638	10-Jan-23
1	S Gray (M)	N/A	N/A	N/A	22	S Smith	7.50	9.030	10-Jan-23	22	D Latham	20.2	7.600	27-Jun-23
1	S Smith	N/A	N/A	N/A	23	A Stevenson	7.52	9.006	27-Jun-23	23	A Woodhouse	20.1	7.563	27-Jun-23
Pos	Junior	Laps	MPH	Date	Pos	Junior	Time	MPH	Date	Pos	Junior	Laps	MPH	Date
1	E Woodhouse	N/A	N/A	N/A	1	L Bowles	6.41	10.566	10-Jan-23	1	L Bowles	24.4	9.181	10-Jan-23
1	H Smith	N/A	N/A	N/A	2	JJ Hughes-Dowd	6.52	10.388	27-Jun-23	2	JJ Hughes-Dowd	23.6	8.880	27-Jun-23
1	J Lawson	N/A	N/A	N/A	3	H Smith	7.14	9.486	10-Jan-23	3	H Smith	21.3	8.014	10-Jan-23
1	J Thompson	N/A	N/A	N/A	4	J Lawson	7.26	9.329	27-Jun-23	4	J Thompson	21.0	7.901	27-Jun-23
1	J Woodhouse	N/A	N/A	N/A	5	J Woodhouse	7.40	9.152	27-Jun-23	5	J Lawson	20.3	7.638	27-Jun-23
1	JJ Hughes-Dowd	N/A	N/A	N/A	6	J Thompson	7.45	9.091	27-Jun-23	6	J Woodhouse	17.7	6.660	27-Jun-23
1	L Bowles	N/A	N/A	N/A	7	T Stevenson	8.90	7.610	10-Jan-23	7	T Stevenson	16.3	6.133	10-Jan-23
1	T Stevenson	N/A	N/A	N/A	8	E Woodhouse	11.18	6.058	27-Jun-23	8	E Woodhouse	12.6	4.741	27-Jun-23





Adult 'C' Final – Geoff (10<sup>th</sup>), Lewis (9<sup>th</sup>), winner Nick Sismey and Phil (8<sup>th</sup>) (Pic: Adam)





# Championship Tables



Those All Important  
**Points!**



Adult 'B' Final – Nick (7<sup>th</sup>), winner Reuben Litherland, Chris (5<sup>th</sup>) & Adam (6<sup>th</sup>) (Pic: Lewis)



DHORC Championship 2023														
Pos	Competitor Name (Adult)	MIA F1 1 10-Jan	INT GC 2 31-Jan	CP F1 3 21-Feb	CP GC 4 21-Feb	MON F1 5 14-Mar	LB GC 6 04-Apr	ZAN F1 7 02-May	ZAN GC 8 02-May	NAS F1 9 23-May	MIA GC 10 27-Jun	Total 28 Scores	Best (75%) 21 Scores	Diff
1	L Pateman	49	31	29	41	32	40	39	48	49	40	398	398	
2	S Goodlip (M)	29	38	31	45	49	45	38	38	35	34	382	382	16
3	A Smith (M)	39	45	48	33	34	34	31	30	DNS	48	342	342	40
4	N Sismey (M)	27	29	34	34	38	34	28	31	27	27	309	309	33
5	P Rees (M)	34	26	38	27	27	27	45	29	29	26	308	308	1
6	A Turnbull	28	34	29	23	28	28	27	26	38	28	289	289	19
7	G Peach (M)	24	27	28	28	25	24	29	27	31	24	267	267	22
8	D Turnbull	22	25	25	25	24	25	25	24	26	23	244	244	23
9	L Blacker	23	21	22	24	18	22	23	25	25	25	228	228	16
10	C Bowles	26	28	DNS	DNS	29	26	26	34	28	29	226	226	2
11	JJ Hughes-Dowd	19	16	18	22	23	20	24	23	22	22	209	209	17
12	R Litherland	31	DNS	26	29	26	29	DNS	DNS	24	31	196	196	13
13	D Hughes-Dowd	20	17	19	17	19	17	22	19	23	20	193	193	3
14	S Gray (M)	21	22	24	19	DNS	19	21	21	20	19	186	186	7
15	A Stevenson	16	DNS	DNS	DNS	15	16	18	18	17	16	116	116	70
16	D Latham	DNS	18	23	18	17	DNS	DNS	DNS	21	17	114	114	2
17	R Lawson	DNS	DNS	20	20	21	18	DNS	DNS	DNS	21	100	100	14
18	S Smith	18	20	DNS	DNS	DNS	DNS	20	20	19	DNS	97	97	3
18	J Lawson	DNS	DNS	17	21	20	21	DNS	DNS	DNS	18	97	97	
20	H Smith	17	19	DNS	DNS	DNS	DNS	19	22	18	DNS	95	95	2
21	L Bowles	DNS	23	21	26	DNS	23	DNS	DNS	DNS	DNS	93	93	2
21	A Thompson	DNS	15	DNS	DNS	DNS	14	17	17	16	14	93	93	
23	A Woodhouse	DNS	14	DNS	DNS	16	15	DNS	DNS	15	15	75	75	18
24	D Garbett (M)	25	24	DNS	DNS	DNS	DNS	DNS	DNS	DNS	DNS	49	49	26
25	M Dutson	DNS	DNS	16	16	DNS	DNS	DNS	DNS	DNS	DNS	32	32	17
26	L Smith	DNS	DNS	DNS	DNS	22	DNS	DNS	DNS	DNS	DNS	22	22	10
Pos	(Juniors)	659	660	661	662	663	664	665	666	667	668	Total	75%	Diff
1	JJ Hughes-Dowd	39	35	38	38	48	35	46	40	49	41	409	409	
2	L Bowles	49	47	50	50	35	47	35	48	DNS	47	408	408	1
3	T Stevenson	31	DNS	31	31	28	28	29	29	29	28	264	264	144
4	J Thomson	DNS	29	DNS	DNS	DNS	32	34	31	34	31	191	191	73
5	J Lawson	DNS	DNS	34	34	39	39	DNS	DNS	DNS	29	175	175	16
6	H Smith	34	32	DNS	DNS	DNS	DNS	38	34	32	DNS	170	170	5
7	J Woodhouse	DNS	28	DNS	DNS	31	29	DNS	DNS	38	34	160	160	10
8	E Woodhouse	DNS	27	DNS	DNS	29	27	DNS	DNS	28	27	138	138	22
9	E Doyle	DNS	39	29	29	DNS	DNS	DNS	DNS	DNS	DNS	97	97	41
Pos	(Masters)	659	660	661	662	663	664	665	666	667	668	Total	75%	Diff
1	S Goodlip (M)	35	42	31	46	50	47	43	46	48	40	428	428	
2	A Smith (M)	48	46	50	38	34	37	35	35	DNS	48	371	371	57
3	N Sismey (M)	31	34	34	38	38	38	29	38	32	34	346	346	25
4	P Rees (M)	39	29	38	29	31	31	45	34	35	31	342	342	4
5	G Peach (M)	28	31	29	31	29	29	31	29	38	29	304	304	38
6	S Gray (M)	27	27	28	28	DNS	28	28	28	29	28	251	251	53
7	D Garbett (M)	29	28	DNS	DNS	DNS	DNS	DNS	DNS	DNS	DNS	57	57	194

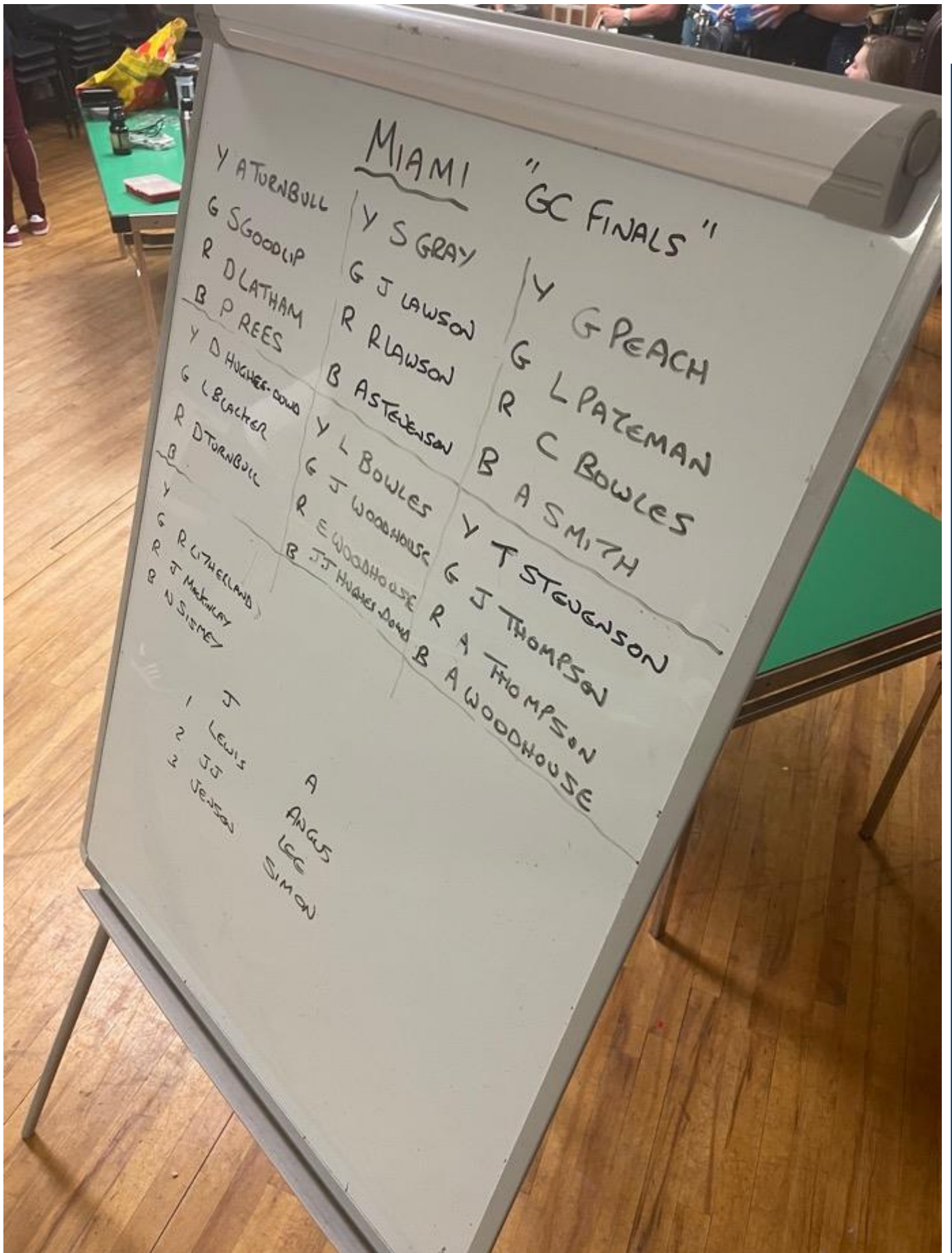


Adult 'A' Final – Reuben (4<sup>th</sup>), Simon (3<sup>rd</sup>), winner Angus and Lee (2<sup>nd</sup>)



DHORC Final Challenge 2023														
Pos	Competitor		MIA F1	INT GC	CP F1	CP GC	MON F1	LB GC	ZAN F1	ZAN GC	NAS F1	MIA GC	Results	
	Name	Wins	1	2	3	4	5	6	7	8	9	10	(28)	Turn Up
	(Adult)		10-Jan	31-Jan	21-Feb	21-Feb	14-Mar	04-Apr	02-May	02-May	23-May	27-Jun	Points	Rate
1	L Blacker	6	1.5	0.5	3.0	6.5	0.5	1.0	3.5	1.0	3.0	1.0	21.5	100.00%
1	G Peach (M)	7	2.5	2.5	1.0	3.0	1.0	0.5	3.5	0.5	4.5	2.5	21.5	100.00%
3	D Hughes-Dowd	4	3.5	1.5	3.0	1.5	3.0	1.5	1.0	1.0	3.5	1.5	21.0	100.00%
4	S Goodlip (M)	6	3.5	1.5	4.5	2.0	2.0	2.0	1.0	1.5	1.0	1.0	20.0	100.00%
4	P Rees (M)	5	3.0	3.5	1.5	0.5	2.5	0.5	4.0	1.5	1.5	1.5	20.0	100.00%
6	A Turnbull	2	1.0	3.0	1.5	1.5	1.0	1.0	0.5	3.5	1.5	1.0	15.5	100.00%
6	L Pateman	4	2.0	0.5	0.5	1.5	2.5	1.5	1.5	2.0	2.0	1.5	15.5	100.00%
8	A Smith (M)	5	1.5	2.0	2.0	2.5	1.0	0.5	0.5	3.0	DNS	2.0	15.0	90.00%
8	N Sismey (M)	3	0.5	1.5	1.0	1.0	1.5	3.0	1.0	2.5	0.5	2.5	15.0	100.00%
10	D Turnbull	2	1.0	1.0	1.0	1.0	2.5	3.0	1.0	0.5	1.5	1.5	14.0	100.00%
11	S Gray (M)	3	2.5	1.0	2.5	1.0	DNS	3.0	0.5	0.5	1.5	1.0	13.5	90.00%
12	JJ Hughes-Dowd	1	1.0	1.0	0.5	1.0	1.5	1.5	2.5	1.5	1.0	1.0	12.5	100.00%
13	R Litherland	2	0.5	DNS	1.5	1.5	1.5	3.5	DNS	DNS	0.5	2.5	11.5	70.00%
14	C Bowles		1.5	1.0	DNS	DNS	1.5	1.5	1.5	1.0	1.0	1.5	10.5	80.00%
15	H Smith	2	1.5	3.0	DNS	DNS	DNS	DNS	1.0	3.0	0.5	DNS	9.0	50.00%
16	J Lawson	2	DNS	DNS	1.5	0.5	1.5	2.5	DNS	DNS	DNS	2.5	8.5	62.50%
17	L Bowles	1	DNS	3.5	0.5	1.5	DNS	1.5	DNS	DNS	DNS	DNS	7.0	44.44%
18	R Lawson	1	DNS	DNS	1.5	1.5	0.5	0.5	DNS	DNS	DNS	2.5	6.5	62.50%
19	S Smith		0.5	1.5	DNS	DNS	DNS	DNS	1.5	1.5	1.0	DNS	6.0	50.00%
19	D Latham		DNS	0.5	1.5	0.5	1.5	DNS	DNS	DNS	0.5	1.5	6.0	66.67%
21	L Smith	1	DNS	DNS	DNS	DNS	3.0	DNS	DNS	DNS	DNS	DNS	3.0	16.67%
22	D Garbett (M)		1.0	0.5	DNS	DNS	DNS	DNS	DNS	DNS	DNS	DNS	1.5	20.00%
23	A Stevenson		0.0	DNS	DNS	DNS	0.0	0.0	0.0	0.0	0.0	0.0	0.0	70.00%
23	A Woodhouse		DNS	0.0	DNS	DNS	0.0	0.0	DNS	DNS	0.0	0.0	0.0	55.56%
23	A Thompson		DNS	0.0	DNS	DNS	DNS	0.0	0.0	0.0	0.0	0.0	0.0	66.67%
23	M Dutson		DNS	DNS	0.0	0.0	DNS	DNS	DNS	DNS	DNS	DNS	0.0	25.00%
Pos	(Junior)	Wins	659	660	661	662	663	664	665	666	667	668	Points	Rate
1	JJ Hughes-Dowd	3	1.5	3.0	1.5	1.5	2.0	1.0	2.0	1.5	2.0	1.5	17.5	100.00%
2	L Bowles	7	2.0	2.0	2.0	2.0	1.0	2.0	0.5	2.0	DNS	2.0	15.5	90.00%
3	J Thomson	5	DNS	1.5	DNS	DNS	DNS	2.5	3.0	2.5	3.0	2.5	15.0	66.67%
4	T Stevenson		0.5	DNS	0.5	0.5	1.0	1.0	1.5	1.5	1.5	1.0	9.0	90.00%
5	J Woodhouse	1	DNS	1.0	DNS	DNS	2.5	1.5	DNS	DNS	1.5	1.0	8.5	66.67%
6	J Lawson		DNS	DNS	1.0	1.0	1.5	1.5	DNS	DNS	DNS	1.5	6.5	62.50%
7	H Smith		1.0	0.5	DNS	DNS	DNS	DNS	1.5	1.0	0.5	DNS	4.5	50.00%
8	E Woodhouse		DNS	0.5	DNS	DNS	1.5	0.5	DNS	DNS	1.0	0.5	4.0	55.56%
9	E Doyle		DNS	1.5	0.0	0.0	DNS	DNS	DNS	DNS	DNS	DNS	1.5	33.33%
Turn Up Rates			100.00%	90.00%	69.70%	69.70%	71.43%	77.14%	62.86%	62.86%	71.43%	77.14%	AVE	74.39%





DHORC 668 was the busiest night of the year so far with 26 racers on the grid.

# Members' Statistics

## ADULT STATISTICS 1992-2023 - AFTER DHORC 668

Sheet 1 of 5 (Note: Highlighted Names are Current 2023 Members, CS = Best Consecutive Results)

MEETINGS (Junior & Adult)		RACES (Junior & Adult)		DRIVER RANKING		FINALS WON		
ATTENDED		COMPLETED		ADULT		ADULT		
Pos	No	Pos	No	Pos	SCORE	Pos	No	
1	P REES	653	1 P REES	3,784	1 * A SMITH	2.100	1 L PATEMAN	275 (5)
2	N SISMEY	615	2 N SISMEY	3,465	2 * L PATEMAN	2.625	2 P REES	239 (3)
3	L PATEMAN	578	3 L PATEMAN	3,294	3 * J SISMEY	2.750	3 N SISMEY	171 (2)
4	G PEACH	442	4 G PEACH	2,494	4 * W LANDER	2.838	4 S GOODLIP	170 (4)
5	S GOODLIP	368	5 P BARBER	2,102	5 * S GOODLIP	2.988	5 M CHADWICK	117 (3)
6	P BARBER	363	6 S GOODLIP	2,003	6 * M CHADWICK	3.813	6 J SISMEY	103 (4)
7	A McPEAKE	299	7 A BULLOCK	1,802	7 * J TAGUE	4.538	7 G PEACH	99 (2)
8	A BULLOCK	292	8 A McPEAKE	1,658	8 * T MEASHAM	5.113	8 L SMITH	88 (3)
9	M CHADWICK	287	9 R MASTERS	1,598	9 * J NEALE	5.200	9 D McPEAKE	77 (2)
10	R MASTERS	280	10 M CHADWICK	1,537	10 * A TURNBULL	5.300	10 A SMITH	76 (5)
11	N LAMBERT	269	11 C ROYTHORNE	1,513	11 * C BOWLES	5.413	11 A McPEAKE	66 (2)
12	C ROYTHORNE	249	12 N LAMBERT	1,479	12 * N SISMEY	5.825	11 A BULLOCK	66 (2)
13	D McPEAKE	245	13 D McPEAKE	1,366	13 * R LITHERLAND	6.025	13 J TAGUE	64 (2)
14	R SEAMAN	235	14 R SEAMAN	1,313	14 * K LYE	6.063	14 N LAMBERT	61 (2)
15	J SISMEY (331)	211	15 J SISMEY (1,957)	1,303	15 * P REES	6.250	14 M ALLSOPP	61 (3)
16	L SMITH (285)	210	16 L SMITH (1,643)	1,291	16 * C ROYTHORNE	6.350	16 R SEAMAN	60 (2)
17	M ALLSOPP	203	17 M ALLSOPP	1,265	17 * D GARBETT	6.450	17 W LANDER	56 (2)
18	D TURNBULL	196	18 D TURNBULL	1,075	18 * A McPEAKE	6.488	18 C ROYTHORNE	55 (2)
19	J LAMB	179	19 J LAMB	1,048	19 * R SEAMAN	6.550	19 R MASTERS	54 (2)
20	P LEVERS	166	20 S ANAND	976	20 * R BLAKE	7.125	20 S ANAND	53 (3)
20	A SMITH	166	21 P LEVERS	957	21 * T CHADWICK	7.250	21 J LAMB	49 (3)
22	J TAGUE	165	22 J LYMER	948	21 * S ANAND	7.250	22 P LEVERS	48 (2)
23	S ANAND	154	23 J TAGUE	858	23 * G PEACH	7.425	23 A HOLLIDAY	43 (3)
24	J LYMER	146	24 A SMITH	852	24 * A BULLOCK	7.438	24 I BRENTNALL	41 (3)
25	D EDWARDS	139	25 K ALCOCK	848	25 * M ALLSOPP	7.488	24 P BARBER	41 (2)
26	K ALCOCK	131	26 D EDWARDS	801	26 * R CROSSLAND	8.175	26 J LYMER	38 (2)
27	A HOLLIDAY	121	27 G WESTON	682	27 * L SMITH	8.400	27 G WESTON	33 (2)
28	L EDWARDS	116	28 A HOLLIDAY	673	28 * D McPEAKE	8.563	28 K ALCOCK	30 (3)
29	G WESTON	113	29 W LANDER	661	29 * D BRENTNALL	8.838	29 D EDWARDS	29 (2)
30	C BOWLES (187)	110	30 L EDWARDS	654	30 * K PAYNE	8.850	29 D GARBETT	29 (2)
31	C HENRY	109	31 J HOLMES	639	31 * J ROYTHORNE	8.938	29 D TURNBULL	29 (3)
31	D GARBETT	109	32 C BOWLES (957)	555	32 * J LEVERS	9.063	32 B JOHNSON	28 (3)
33	W LANDER	104	33 C HENRY	552	33 * A DAVIES	9.138	32 C BOWLES	28 (2)
34	S SMITH	102	34 S SMITH	544	34 * P LEVERS	9.188	32 L BLACKER	28 (3)
35	R LAWSON	99	35 R LAWSON	526	35 * D TURNBULL	9.225	35 A TURNBULL	27 (2)
36	J HOLMES	98	36 D GARBETT	523	36 * J LYMER	9.288	36 R BLAKE	26 (2)
37	B JOHNSON	96	37 I BRENTNALL	511	37 * L BLACKER	9.538	37 D BRENTNALL	25 (5)
38	I BRENTNALL	94	38 B JOHNSON	509	38 * S PANK	9.775	37 M ROGERS	25 (3)
39	T DINGLEY	87	39 R CROSSLAND	456	39 * D PASSELL	9.850	37 J HOLMES	25
39	S GRAY	87	40 T DINGLEY	455	40 * J LAMB	10.063	40 J NEALE	24 (2)
41	R CROSSLAND	81	41 J ROYTHORNE	432	41 * T DINGLEY	10.125	41 J LEVERS	22 (3)
42	A STAMPER	76	42 S GRAY	408	42 * I BRENTNALL	10.325	41 R CROSSLAND	22 (2)
43	A TURNBULL (227)	75	43 R BLAKE	383	43 * M KNIGHTON	10.363	43 S MINNIS	21 (3)
44	S PANK	69	44 A STAMPER	366	44 * G WESTON	10.375	43 S PANK	21 (2)
44	J ROYTHORNE	69	45 S PANK	364	45 * D EDWARDS	10.438	43 T DINGLEY	21
46	S MINNIS	67	46 J LITHERLAND	357	46 * M ROGERS	10.463	46 J ROYTHORNE	20 (2)
47	L BLACKER	66	47 S MINNIS	356	47 * S MINNIS	11.400	47 C HENRY	19
48	R BLAKE	62	48 A TURNBULL (1,255)	350	48 * J HOLMES	12.350	48 A FEARN	18 (2)
49	J LITHERLAND	61	49 J LEVERS	322	49 * A HOLLIDAY	12.413	49 S LANDER	14 (2)
50	J NEALE	60	50 A FEARN (380)	319	50 * B JOHNSON	12.500	50 T CHADWICK	13 (2)

(Driver Ranking = Average Position in Qualifying, Final Position, Fastest Lap & Race Laps Over Last 20 club nights)

## ADULT STATISTICS 1992-2023 - AFTER DHORC 668

Sheet 2 of 5 (Note: Highlighted Names are Current 2023 Members, CS = Best Consecutive Results)

MEETINGS (Junior & Adult) ATTENDED			RACES (Junior & Adult) COMPLETED			DRIVER RANKING		FINALS WON				
Pos	ADULT	No	Pos	ADULT	No	Pos	ADULT	SCORE	Pos	ADULT	No	CS
51	M ROGERS	57	51	J NEALE	318	51	* K ALCOCK	12.613	50	R LITHERLAND	13	(2)
52	J LEVERS	53	52	M ROGERS	308	52	* A FEARN	12.625	52	J HITCHCOCK	12	(2)
53	G SCHULE	52	53	L BLACKER	301	53	* M STURGESS	12.675	52	P FOXLEY	12	(2)
54	A FEARN	49	54	M MARTINEZ	289	54	* N LAMBERT	12.950	54	T MEASHAM	11	
54	M MARTINEZ	49	55	K LYE	263	55	* P FOXLEY	12.963	54	S GRAY	11	
56	D OLIVER	45	56	G SCHULE	258	56	* G SCHULE	13.238	56	D WALKER	10	
57	D WALKER	42	57	C BULLOCK (639)	248	57	* S GRAY	13.250	56	D PASSELL	10	(2)
57	K LYE	42	58	D BRETNALL	225	58	* J TETLEY	13.313	56	L EDWARDS	10	
59	D BRETNALL	41	58	T CHADWICK (999)	225	59	* R LAWSON	13.675	56	S SMITH	10	
60	R LITHERLAND (192)	40	60	D OLIVER	216	60	* C HENRY	13.763	60	S DUNN	9	(2)
61	A THOMPSON	39	61	D WALKER	212	61	* D GREEN	13.850	60	K LYE	9	
62	M KNIGHTON	36	62	A DAVIES	211	62	* A STAMPER	14.300	60	R LAWSON	9	
62	T CHADWICK (183)	36	63	T MEASHAM (758)	208	63	* R MASTERS	14.325	63	G LAMBERT	8	(4)
62	C BULLOCK (102)	36	64	M KNIGHTON	206	64	* M HOLLAND	14.375	63	J LITHERLAND	8	
65	S DUNN	35	65	J CHELL	202	65	* N CHATTLE	14.488	63	C COOPER	8	
66	D PASSELL	34	66	D PASSELL	191	66	* J LITHERLAND	14.550	66	R CHADWICK	7	(2)
66	A DAVIES	34	67	S DUNN	183	67	* B BRUCE	14.563	66	A DAVIES	7	
68	T MEASHAM (126)	33	68	A THOMPSON	179	68	* S SMITH	14.713	66	H SMITH	7	
69	G LAMBERT	32	69	P FOXLEY	172	69	* L EDWARDS	14.800	69	M JUBB	6	
69	P FOXLEY	32	70	G LAMBERT	168	70	* C BULLOCK	15.138	69	A STAMPER	6	
71	J CHELL	30	71	M STURGESS	163	71	* D OLIVER	15.688	69	C BULLOCK	6	
72	M STURGESS	29	72	S SUMNER	157	72	* S DUNN	15.963	69	K PAYNE	6	
73	R HITCHCOCK	27	73	B BRUCE	148	73	* A THOMPSON	16.063	69	J TETLEY	6	(2)
73	R CHADWICK	27	74	R LITHERLAND (1,064)	147	74	* G LAMBERT	16.175	69	T BALDOCK	6	
75	S SUMNER	26	75	R CHADWICK	146	75	* S SUMNER	16.425	75	C SCHOFIELD	5	(2)
76	B BRUCE	25	76	J TETLEY	143	76	* M MARTINEZ	16.763	75	AJ McPEAKE	5	(2)
77	C STANNARD	24	77	K PAYNE	140	77	* J CHELL	17.138	75	I HOLLAND	5	
78	I HOLLAND	23	78	R HITCHCOCK	138	78	* C STANNARD	17.325	75	M TANSLEY	5	
78	J HITCHCOCK	23	79	M HOLLAND	129	79	* R HITCHCOCK	18.063	75	D OLIVER	5	
78	C SCHOFIELD	23	80	J HITCHCOCK	127	80	* C SCHOFIELD	18.113	75	D GREEN	5	
78	D GREEN	23	81	C SCHOFIELD	124	81	* D WALKER	18.163	75	J CHELL	5	
78	M HOLLAND	23	82	I HOLLAND	120	82	* P BARBER	18.938	75	R JAMES	5	
78	K PAYNE	23	82	D GREEN	120	83	* J HITCHCOCK	21.388	83	S REVITT	4	(2)
84	J TETLEY	21	84	N CHATTLE	119	84	* R CHADWICK	22.013	83	R HITCHCOCK	4	
85	N CHATTLE	20	85	S LANDER	118	85	* I HOLLAND	22.288	83	M KNIGHTON	4	
86	M JUBB	19	85	C STANNARD	118	N/A	T BALDOCK	2.583	83	M STURGESS	4	
87	C CARRINGTON	18	87	T HAGUES	111	N/A	S REVITT	3.792	83	M BLOOD	4	
87	T HAGUES	18	88	R JAMES	105	N/A	S LANDER	4.485	83	JJ HUGHES-DOWD	4	
87	M DUTSON	18	89	C CARRINGTON	100	N/A	AJ McPEAKE	6.699	83	D HUGHES-DOWD	4	
87	D HUGHES-DOWD	18	90	M JUBB	99	N/A	A HUGHES	6.792	90	S PATCHING	3	
91	N MAFFIN	17	91	C BRADFORD	97	N/A	S WHITE	8.000	90	C NORRIS	3	
91	S LANDER	17	92	P MELLOR	93	N/A	C SLATER	9.250	90	J HENRY	3	
91	P MELLOR	17	93	N MAFFIN	82	N/A	S SIDDANS	10.417	90	C CARRINGTON	3	
91	C BRADFORD	17	94	P COCKBILL	81	N/A	J KELLY	10.500	90	A HUGHES	3	
91	C COOPER	17	95	D LEVERTON	75	N/A	L BOWLES	10.583	90	M HOLLAND	3	
96	P COCKBILL	16	96	M TANSLEY	73	N/A	J HENRY	11.000	90	C STANNARD	3	
96	JJ HUGHES-DOWD (34)	16	97	D HUGHES-DOWD	70	N/A	F HOLMES	11.194	90	J LAWSON	3	
98	R JAMES	15	98	YAN SHEN	68	N/A	C COOPER	11.500	98	H VD HEUVEL	2	(2)
98	A STEVENSON	15	99	J KELLY	67	N/A	M BLOOD	11.639	98	J KELLY	2	
100	M TANSLEY	14	100	S REVITT	63	N/A	C ATKINSON	12.125	98	C SLATER	2	(2)



### ADULT STATISTICS 1992-2023 - AFTER DHORC 668

Sheet 3 of 5 (Note: Highlighted Names are Current 2023 Members, CS = Best Consecutive Results)

MEETINGS (Junior & Adult)			RACES (Junior & Adult)			DRIVER RANKING			FINALS WON			
ATTENDED			COMPLETED			RANKING			WON			
Pos	ADULT	No	Pos	ADULT	No	Pos	ADULT	SCORE	Pos	ADULT	No	CS
101	J KELLY	13	101	M WATTS (130)	61	N/A	J MELLOR	12.650	98	YAN SHEN	2	
101	D LEVERTON	13	101	C COOPER	61	N/A	JJ HUGHES-DOWD	12.672	98	I HALL	2	
101	J LAWSON (85)	13	103	J McDONALD (98)	60	N/A	A DOBBINS	12.925	98	S SUMNER	2	
104	S REVITT	12	104	M BLOOD	58	N/A	J LAWSON	13.038	98	B BRUCE	2	
104	P PURKIS	12	104	W BLURTON	58	N/A	H SMITH	13.045	98	C BRADFORD	2	
104	M WATTS (25)	12	104	F HOLMES (827)	58	N/A	P WRIGHT	13.250	98	M MARTINEZ	2	
104	T STACEY	12	107	I HALL	57	N/A	T STACEY	13.271	107	R GILLARD	1	
108	AJ McPEAKE (76)	11	107	T STACEY	57	N/A	P ZIMMERMAN	13.500	107	D ROYTHORNE	1	
108	YAN SHEN	11	109	A STEVENSON	55	N/A	M TANSLEY	13.500	107	P COCKBILL	1	
108	H SMITH (113)	11	110	T CASH	54	N/A	L COPLEY	13.500	107	J JOHNSON	1	
111	R GILLARD	10	110	M DUTSON	54	N/A	N WRIGHT	13.556	107	G SCHULE	1	
111	A DOBBINS	10	112	N WRIGHT	52	N/A	C WILKINSON	14.083	107	M WATTS	1	
111	I HALL	10	113	AJ McPEAKE (376)	50	N/A	C CARRINGTON	14.111	107	B GEBAUERS	1	
111	J McDONALD (16)	10	113	T BALDOCK	50	N/A	K JEFFRIES	14.688	107	G CLARK	1	
115	N WRIGHT	9	115	R GILLARD	49	N/A	Da BUCKLEY	14.844	107	L COPLEY	1	
115	M BLOOD	9	115	A DOBBINS	49	N/A	S ALLDREAD	14.917	107	A DOBBINS	1	
115	T BALDOCK	9	115	D KENNING	49	N/A	B COOK	15.000	107	C WILKINSON	1	
115	T CASH	9	118	P PURKIS	47	N/A	J FLETCHER	15.125	107	R HILL	1	
115	F HOLMES (139)	9	119	A LEE	46	N/A	A STEVENSON	15.267	107	N CHATTLE	1	
120	C NORRIS	8	119	Z MIDDLETON	46	N/A	M DUTSON	15.361	107	C ATKINSON	1	
120	Da BUCKLEY	8	121	Da BUCKLEY	43	N/A	W BLURTON	15.438	107	A THOMPSON	1	
120	W BLURTON	8	122	A HUGHES (414)	42	N/A	R HEATON	15.500	107	A LEE	1	
120	D KENNING	8	123	P WRIGHT	40	N/A	R GILLARD	15.575	107	D LLOYD	1	
124	S PATCHING	7	124	G CLARK	39	N/A	R JAMES	15.617	107	Z MIDDLETON	1	
124	G CLARK	7	125	S PATCHING	38	N/A	G CLARK	15.750	107	T STACEY	1	
124	J HENRY (134)	7	125	C NORRIS	38	N/A	L HENDERSON	15.750	107	F HOLMES	1	
124	R HILL	7	127	J HENRY (895)	37	N/A	A LEE	15.833	107	J McDONALD	1	
124	L ELMORE	7	128	C WILKINSON	35	N/A	D LEVERTON	15.846	107	L BOWLES	1	
124	A WOODHOUSE	7	128	YUAN ZHI	35	N/A	R SPENCER	15.850				
130	D HARROP	6	128	L ELMORE	35	N/A	YUAN ZHI	15.875				
130	D HART	6	131	D BUCKLEY	33	N/A	D LATHAM	16.042				
130	P WRIGHT	6	132	R HILL	32	N/A	R HILL	16.071				
130	C WILKINSON	6	133	D HART	30	N/A	S KERR	16.083				
130	A HUGHES (67)	6	133	D HARROP	30	N/A	D HUGHES-DOWD	16.097				
130	Ch HOLLAND	6	133	Ch HOLLAND	30	N/A	P COCKBILL	16.156				
130	D BUCKLEY	6	136	St BOWMAN	29	N/A	D LLOYD	16.167				
130	YUAN ZHI	6	136	C BLURTON	29	N/A	S PATCHING	16.179				
130	A LEE	6	138	R SPENCER	28	N/A	Z MIDDLETON	16.250				
130	Z MIDDLETON	6	139	C ATKINSON	27	N/A	J McDONALD	16.375				
130	S KERR	6	140	K JEFFRIES	26	N/A	D KENNING	16.469				
130	L BOWLES (71)	6	141	L COPLEY	25	N/A	A WOODHOUSE	16.571				
130	D LATHAM	6	141	D LLOYD	25	N/A	M WATTS	16.625				
143	R SPENCER	5	143	J LAWSON (393)	24	N/A	C NORRIS	16.714				
143	J MELLOR (87)	5	144	S SIDDONS	23	N/A	T CASH	16.889				
143	C BLURTON	5	145	S KERR	22	N/A	G HADDON	17.000				
146	B GEBAUERS	4	145	H SMITH (586)	22	N/A	D HARROP	17.500				
146	C ROBINSON	4	147	B GEBAUERS	21	N/A	St BOWMAN	17.500				
146	S HENDRY	4	147	D LATHAM	21	N/A	YAN SHEN	17.636				
146	C ATKINSON	4	149	C ROBINSON	20	N/A	I HALL	17.650				
146	K JEFFRIES	4	149	S HENDRY	20	N/A	L ZHOU	17.750				

### ADULT STATISTICS 1992-2023 - AFTER DHORC 668

Sheet 4 of 5 (Note: Highlighted Names are Current 2023 Members, CS = Best Consecutive Results)

MEETINGS (Junior & Adult)			RACES (Junior & Adult)			DRIVER RANKING			FINALS WON			
ATTENDED			COMPLETED			RANKING			WON			
Pos	ADULT	No	Pos	ADULT	No	Pos	ADULT	SCORE	Pos	ADULT	No	CS
146	W PARKIN	4	149	JJ HUGHES-DOWD (88)	20	N/A	C ROBINSON	18.000				
146	St BOWMAN	4	152	W PARKIN	17	N/A	N MAFFIN	18.103				
153	H VD HEUVEL	3	153	J JOHNSON	16	N/A	D HART	18.208				
153	J JOHNSON	3	153	J MELLOR (497)	16	N/A	T HAGUES	18.236				
153	S ALLDREAD	3	155	S ALLDREAD	15	N/A	C BRADFORD	18.279				
153	L COPLEY	3	155	S BENNETT	15	N/A	D BUCKLEY	18.333				
153	S SIDDONS	3	157	H VD HEUVEL	14	N/A	J ASHCROFT	18.375				
153	D LLOYD	3	157	P ZIMMERMANN	14	N/A	B FAHRNER	18.750				
153	S BENNETT	3	157	L HENDERSON	14	N/A	Ch HOLLAND	18.792				
160	D ROYTHORNE	2	160	D ROYTHORNE	11	N/A	C BLURTON	18.800				
160	J ASHCROFT	2	160	L BOWLES (316)	11	N/A	B GEBAUERS	18.875				
160	A CARTER	2	162	J ASHCROFT	10	N/A	S HENDRY	19.188				
160	B FAHRNER	2	162	A CARTER	10	N/A	D ROYTHORNE	19.375				
160	L ZHOU	2	162	B FAHRNER	10	N/A	M JUBB	19.408				
160	B COOK	2	162	B COOK	10	N/A	S BENNETT	19.417				
160	J FLETCHER	2	162	J FLETCHER	10	N/A	J JOHNSON	19.500				
167	S WHITE	1	167	L ZHOU	9	N/A	A HARTLEY	19.750				
167	P DUNNE	1	168	C SLATER	7	N/A	W PARKIN	19.813				
167	A HARTLEY	1	169	T MAKUNI	6	N/A	T MAKUNI	20.000				
167	C SLATER	1	169	A WOODHOUSE	6	N/A	P DUNNE	20.750				
167	P ZIMMERMANN	1	171	S WHITE	5	N/A	P MELLOR	20.882				
167	L HENDERSON	1	171	R HEATON	5	N/A	A CARTER	21.625				
167	G HADDON (26)	1	171	A HARTLEY	5	N/A	L ELMORE	21.786				
167	T MAKUNI	1	171	G HADDON (143)	5	N/A	P PURKIS	22.667				
167	R HEATON	1	175	P DUNNE	4	N/A	H VD HEUVEL	22.917				

## ADULT STATISTICS 1992-2023, AFTER DHORC 668

Sheet 5 of 5 (Note: Highlighted Names are Current 2023 Members, CS = Best Consecutive Results)

POLES				IQR's				WINS				FASTEST LAPS				BEST RACE LAPS			CHAMPIONSHIPS		
Pos	ADULT	No	CS	Pos	ADULT	No	CS	Pos	ADULT	No	CS	Pos	ADULT	No	CS	Pos	ADULT	No	CS	YEAR	ADULT
1	L PATEMAN	127	(7)	1	L PATEMAN	500	(19)	1	L PATEMAN	119	(4)	1	L PATEMAN	284	(14)	1	L PATEMAN	187	(6)	1992	N SISMEY
2	M CHADWICK	101	(9)	2	N SISMEY	399	(5)	2	S GOODLIP	86	(5)	2	A SMITH	56	(6)	2	N SISMEY	90	(5)	1993	J TAGUE
3	S GOODLIP	89	(7)	3	S GOODLIP	336	(5)	3	N SISMEY	85	(4)	2	S GOODLIP	56	(5)	3	S GOODLIP	69	(3)	1994	J TAGUE
4	N SISMEY	85	(3)	4	M CHADWICK	304	(10)	4	M CHADWICK	83	(7)	4	N SISMEY	50	(4)	4	M CHADWICK	66	(3)	1995	J TAGUE (3)
5	A SMITH	53	(4)	5	J SISMEY	210	(8)	5	J SISMEY	59	(3)	5	J TAGUE	48	(5)	5	A SMITH	59	(3)	1996	M CHADWICK
6	J SISMEY	50	(4)	6	W LANDER	183	(16)	6	A SMITH	47	(3)	6	J SISMEY	38	(4)	6	J SISMEY	39	(3)	1997	M CHADWICK
7	W LANDER	42	(11)	7	A SMITH	154	(4)	7	W LANDER	41	(9)	7	W LANDER	28	(5)	7	W LANDER	37	(11)	1998	N SISMEY
8	J TAGUE	26	(4)	8	J TAGUE	126	(5)	8	J TAGUE	28	(4)	8	M CHADWICK	22	(2)	8	J TAGUE	28	(3)	1999	N SISMEY
9	P REES	19	(2)	9	P REES	104	(3)	9	P REES	29	(2)	9	A McPEAKE	13	(2)	9	P REES	23	(2)	2000	M CHADWICK
10	A McPEAKE	16		10	A McPEAKE	101	(4)	10	A McPEAKE	16	(2)	10	P REES	12	(3)	10	A McPEAKE	13		2001	M CHADWICK
11	J LYMER	14		11	J NEALE	45	(6)	11	J LYMER	13	(2)	11	J NEALE	8	(2)	11	L SMITH	10	(2)	2002	S GOODLIP
12	J NEALE	9	(3)	12	L SMITH	37	(3)	12	J NEALE	9	(2)	12	L SMITH	7		12	D GARBETT	7		2003	L PATEMAN
13	L SMITH	6		13	J LYMER	36	(3)	13	S ANAND	5		13	C ROYTHORNE	6		13	J NEALE	6		2004	L PATEMAN
14	T BALDOCK	5	(2)	14	D GARBETT	30	(3)	13	M ALLSOPP	5		14	D GARBETT	5		13	M ALLSOPP	6		2005	M CHADWICK (5)
15	D GARBETT	5		15	S ANAND	25	(2)	13	T BALDOCK	5		15	T BALDOCK	4		15	J LYMER	5		2006	W LANDER
16	S ANAND	3		16	M ALLSOPP	21	(2)	16	C ROYTHORNE	4		15	T CHADWICK	4		16	T CHADWICK	4		2007	W LANDER
16	S REVITT	3	(2)	17	T BALDOCK	19	(8)	16	L SMITH	4	(2)	15	A BULLOCK	4		16	T BALDOCK	4	(2)	2008	W LANDER (3)
16	P LEVERS	3		18	G PEACH	17	(3)	16	D GARBETT	4		18	D BRENTNALL	3		18	S ANAND	3		2009	J SISMEY
16	J LAMB	3		19	A TURNBULL	14	(2)	19	S LANDER	3		18	G PEACH	3		19	S REVITT	2	(2)	2010	L PATEMAN
20	S LANDER	2		20	C ROYTHORNE	12	(2)	19	G PEACH	3		18	J LYMER	3		19	D BRENTNALL	2		2011	L PATEMAN
20	D McPEAKE	2		20	S LANDER	12	(2)	19	A TURNBULL	3		18	J LAMB	3		19	D McPEAKE	2		2012	L PATEMAN (5)
20	A BULLOCK	2		22	D McPEAKE	11		22	S REVITT	2		18	C BOWLES	3	(2)	19	R BLAKE	2		2013	J SISMEY
20	C ROYTHORNE	2		23	S REVITT	10	(5)	22	A J McPEAKE	2		23	S REVITT	2		19	K LYE	2		2014	J SISMEY (3)
20	G PEACH	2	(2)	23	T CHADWICK	10		22	R SEAMAN	2		23	A DAVIES	2	(2)	19	P LEVERS	2		2015	N SISMEY (4)
20	C BOWLES	2		23	A BULLOCK	10	(3)	22	D McPEAKE	2		23	A TURNBULL	2		19	J LAMB	2		2016	S GOODLIP
26	T MEASHAM	1		26	T MEASHAM	9		22	T CHADWICK	2		26	M ROGERS	1		19	C ROYTHORNE	2		2017	S GOODLIP
26	K LYE	1		26	P LEVERS	9		22	J LAMB	2		26	I BRENTNALL	1		19	G PEACH	2		2018	S GOODLIP (4)
26	A DAVIES	1		26	J LAMB	9	(3)	22	R LITHERLAND	2		26	A J McPEAKE	1		19	A TURNBULL	2		2019	A SMITH
26	A TURNBULL	1		29	N LAMBERT	7		29	K LYE	1		26	D McPEAKE	1		19	C BOWLES	2		2020	N/A
				30	T DINGLEY	6		29	R HILL	1		26	B JOHNSON	1		30	M ROGERS	1		2021	A SMITH
				31	A J McPEAKE	5	(2)	29	R BLAKE	1		26	S LANDER	1		30	S MINNIS	1		2022	A SMITH (3)
				31	R SEAMAN	5	(3)	29	P LEVERS	1		26	R SEAMAN	1		30	I BRENTNALL	1			
				31	J LEVERS	5		29	J ROYTHORNE	1		26	G WESTON	1		30	S PANK	1			
				34	M ROGERS	4						26	T MEASHAM	1		30	T DINGLEY	1			
				34	S MINNIS	4						26	J LEVERS	1		30	S LANDER	1			
				34	K LYE	4						26	R BLAKE	1		30	G WESTON	1			
				34	C BOWLES	4						26	S ANAND	1		30	J LEVERS	1			
				38	D BRENTNALL	3						26	P LEVERS	1		30	R HILL	1			
				38	R BLAKE	3						26	J ROYTHORNE	1		30	S SUMNER	1			
				38	R CROSSLAND	3						26	K ALCOCK	1		30	R CROSSLAND	1			
				41	I BRENTNALL	2										30	J ROYTHORNE	1			
				41	R MASTERS	2															
				41	R LITHERLAND	2															
				44	P FOXLEY	1															
				44	S PANK	1															
				44	G WESTON	1															
				44	A FEARN	1															
				44	K PAYNE	1															
				44	J ROYTHORNE	1															
				44	K ALCOCK	1															
				44	A DAVIES	1															
				44	J CHELL	1															

IQR Means Individual Qualifying Rounds I.E. Yellow, Green, Red and Blue Lane on a Normal Club Night

## JUNIOR STATISTICS 1992-2023 - AFTER DHORC 668

Sheet 1 of 4 (Note: Highlighted Names are Current 2023 Members, CS = Best Consecutive Results)

MEETINGS ATTENDED			RACES COMPLETED			DRIVER RANKING		FINALS WON				
Pos	JUNIOR	No	Pos	JUNIOR	No	Pos	JUNIOR	SCORE	Pos	JUNIOR	No	CS
1	A TURNBULL	152	1	R LITHERLAND	917	1	* L SMITH	1.113	1	R LITHERLAND	61	(5)
1	R LITHERLAND	152	2	A TURNBULL	905	2	* A HUGHES	1.175	2	J HENRY	59	(3)
3	T CHADWICK	147	3	L TURNBULL	807	3	* AJ McPEAKE	1.275	3	A HALL	56	
4	L TURNBULL	133	4	T CHADWICK	774	4	* L BOWLES	1.363	3	A TURNBULL	56	(2)
5	F HOLMES	130	5	F HOLMES	769	5	* J MELLOR	1.400	5	T CHADWICK	51	
6	G REYES-ENGLAND	128	6	G REYES-ENGLAND	766	6	* J HENRY	1.438	6	J SISMEY	47	
7	J HENRY	127	7	J HENRY	658	7	* A HALL	1.475	7	J MELLOR	36	
8	J SISMEY	120	8	J SISMEY	654	8	* R LITHERLAND	1.600	8	H SMITH	35	(2)
9	R REES	103	9	Z ROYTHORNE	602	9	* T MEASHAM	1.638	9	L SMITH	33	
10	H SMITH	102	10	H SMITH	564	10	* A TURNBULL	1.663	10	P CONNALLY	32	(2)
11	Z ROYTHORNE	100	11	T MEASHAM	550	11	* T CHADWICK	1.825	10	L BOWLES	32	
12	P CONNALLY	95	12	L BROOKS	539	12	* J SISMEY	1.838	12	M MINNIS	31	(2)
13	C BRENTNALL	94	13	B ROYTHORNE	504	13	* M MINNIS	2.000	12	A HUGHES	31	
14	T MEASHAM	93	14	P CONNALLY	500	14	* J PATEMAN	2.025	14	AJ McPEAKE	30	(2)
15	B ROYTHORNE	84	15	A HALL	490	15	* P CONNALLY	2.175	14	C BRENTNALL	30	(2)
16	L BROOKS	83	16	C BRENTNALL	486	16	* C BRENTNALL	2.275	14	J PATEMAN	30	
17	J MELLOR	82	17	J MELLOR	481	17	* C BULLOCK	2.300	14	G REYES-ENGLAND	30	
18	A HALL	80	18	R REES	467	18	* C BOWLES	2.313	18	C BOWLES	28	
19	C BOWLES	78	19	J PATEMAN	428	19	* H SMITH	2.375	18	L TURNBULL	28	(2)
20	T PANK	74	20	C BOWLES	402	20	* J LAWSON	2.463	20	F HOLMES	26	
21	J LAWSON	72	21	C BULLOCK	391	21	* K ASHWORTH	2.613	21	B ROYTHORNE	25	(2)
22	J PATEMAN	71	22	K LEVERS	381	22	* N GULL	2.763	21	Z ROYTHORNE	25	(3)
23	M MINNIS	68	23	T PANK	378	23	* T PANK	2.800	23	R REES	24	
24	C BULLOCK	66	24	A HUGHES	372	24	* Z ROYTHORNE	3.038	24	J STEVENSON	23	
24	K LEVERS	66	24	Ca HOLLAND	372	25	* K LEVERS	3.125	24	T MEASHAM	23	(3)
26	AJ McPEAKE	65	26	J MARTINEZ	369	26	* K ALI	3.188	26	L BROOKS	21	(2)
26	L BOWLES	65	26	J LAWSON	369	27	* L TURNBULL	3.238	27	T PANK	20	
28	A HUGHES	61	28	L SMITH	352	28	* B ROYTHORNE	3.250	27	J LAWSON	20	(2)
28	Ca HOLLAND	61	28	M LITHERLAND	352	29	* P WALKER	3.325	29	K LEVERS	15	
30	J MARTINEZ	59	30	M MINNIS	343	30	* J THOMPSON	3.400	30	D BARKER	14	
31	L SMITH	55	31	AJ McPEAKE	326	31	* J LISTER	3.700	30	M LITHERLAND	14	
32	J STEVENSON	54	32	B BROOKS	325	32	* T GREEN	3.725	32	J MARTINEZ	13	
33	M LITHERLAND	53	33	L BOWLES	316	33	* P MARTIN	3.763	33	C DAVENPORT	12	
34	D BARKER	51	34	D PAUL	308	33	* R COOK	3.763	33	K ALI	12	
34	B BROOKS	51	35	L CHADWICK	277	35	* C DAVENPORT	3.775	33	D PAUL	12	(2)
36	D PAUL	49	36	J STEVENSON	276	36	* S SLATER	3.813	36	M McNULTY	10	
37	S SCHULE	47	37	D BARKER	266	37	* K SCHOFIELD	3.888	36	P MARTIN	10	
37	L CHADWICK	47	38	P MARTIN	263	38	* K COOK	4.050	36	S BOWMAN	10	
39	P WALKER	46	39	S BOWMAN	244	39	* F HOLMES	4.250	39	G HADDON	9	
40	P MARTIN	45	40	P WALKER	236	40	* G HADDON	4.500	39	T GREEN	9	
41	J LISTER	41	41	S SCHULE	234	41	* E HENRY	4.650	39	N GULL	9	
41	S BOWMAN	41	41	J LISTER	234	42	* G REYES-ENGLAND	4.738	39	M BRADLEY	9	
43	J HAGUES	38	43	J HAGUES	221	43	* A OXSPRING	4.750	39	J THOMPSON	9	
44	K ALI	30	44	R COOK	197	44	* R REES	4.800	44	K SCHOFIELD	8	
45	M McNULTY	29	45	M BRADLEY	194	45	* M BRADLEY	4.900	44	L CHADWICK	8	
45	J BULLOCK	29	46	D JACKSON	190	46	* D BARKER	5.038	44	C BULLOCK	8	
45	R COOK	29	47	I BRADLEY	189	47	* J STEVENSON	5.125	44	B BROOKS	8	(2)
45	A OXSPRING	29	48	K ALI	185	48	* R HUGHES	5.275	44	Ca HOLLAND	8	
45	I BRADLEY	29	48	E JACKSON	185	49	* J ELMORE	5.600	44	H TAYLOR	8	
45	M BRADLEY	29	50	N BRADFORD	172	49	* J MARTINEZ	5.600	50	R LEY	7	

(Driver Ranking = Average Position in Qualifying, Final Position, Fastest Lap & Race Laps Over Last 20 club nights)

## JUNIOR STATISTICS 1992-2023 - AFTER DHORC 668

Sheet 2 of 4 (Note: Highlighted Names are Current 2023 Members, CS = Best Consecutive Results)

MEETINGS ATTENDED			RACES COMPLETED			DRIVER RANKING			FINALS WON			
Pos	JUNIOR	No	Pos	JUNIOR	No	Pos	JUNIOR	SCORE	Pos	JUNIOR	No	CS
45	D JACKSON	29	51	A BRADFORD	169	51	* M SEO	5.675	50	A CHATTLE	7	
52	C DAVENPORT	28	52	M SEO	163	52	* A CHATTLE	5.863	50	A BRADFORD	7	
52	E HENRY	28	52	K COOK	163	53	* L CHADWICK	6.025	53	S SLATER	6	(2)
52	E JACKSON	28	52	A OXSPRING	163	54	* J WATSON	6.063	53	P WALKER	6	(2)
55	K SCHOFIELD	27	52	S ROYTHORNE	163	55	* M LITHERLAND	6.250	53	G CONNALLY	6	
56	N GULL	26	56	N GULL	156	56	* M McNULTY	6.288	53	E HENRY	6	
56	N BRADFORD	26	57	M McNULTY	154	57	* J BULLOCK	6.300	53	R COOK	6	
58	G HADDON	25	57	J PERRY	154	58	* B BROOKS	6.488	53	E JACKSON	6	
58	A BRADFORD	25	59	R HUGHES	151	59	* D PAUL	6.550	53	D JACKSON	6	(2)
58	S ROYTHORNE	25	60	J BULLOCK	150	60	* D JACKSON	7.088	53	T JAMES	6	(2)
61	K COOK	24	61	C DAVENPORT	149	61	* H TAYLOR	7.513	53	J HAGUES	6	(2)
61	J PERRY	24	62	K SCHOFIELD	144	62	* S SCHULE	7.825	53	JJ HUGHES-DOWD	6	
61	J THOMPSON	24	63	E HENRY	143	63	* S BOWMAN	8.050	63	L HAWLEY	5	
64	A CHATTLE	23	64	G HADDON	138	64	* E STOTT-ZAFIROPOULOS	8.063	63	J BULLOCK	5	
64	L STOTT-ZAFIROPOULOS	23	65	A CHATTLE	136	65	* S MAFFIN	8.275	63	A HARTLEY	5	(2)
64	J ELMORE	23	66	L STOTT-ZAFIROPOULOS	135	66	* L BROOKS	8.475	63	B CARRINGTON	5	
67	J WATSON	22	67	H TAYLOR	134	67	* S MARTINEZ	8.600	63	K ASHWORTH	5	
67	R MAFFIN	22	68	K ASHWORTH	132	68	* T SHARP	8.663	63	M WARREN	5	
67	T GREEN	22	68	J ELMORE	132	69	* L STOTT-ZAFIROPOULOS	8.900	63	K COOK	5	
67	R HUGHES	22	70	T JAMES	131	70	* Ca HOLLAND	8.913	63	N BRADFORD	5	
67	E STOTT-ZAFIROPOULOS	22	71	E STOTT-ZAFIROPOULOS	130	71	* R MAFFIN	8.988	63	I PAUL	5	(2)
72	K ASHWORTH	21	72	B RILEY	124	72	* N BRADFORD	9.550	72	A REES	4	
72	H TAYLOR	21	73	T GREEN	119	73	* I BRADLEY	9.688	72	J WATSON	4	
72	S MARTINEZ	21	74	S MARTINEZ	117	74	* J HAGUES	9.800	72	T SHARP	4	
75	S SLATER	20	75	J WATSON	113	75	* S ROYTHORNE	10.000	72	M WATTS	4	
75	T SHARP	20	76	R MAFFIN	109	76	* A BRADFORD	10.775	72	J LISTER	4	
75	S MAFFIN	20	77	S SLATER	108	77	* T JAMES	10.863	72	B JEFFRIES	4	
75	T JAMES	20	77	B CARRINGTON	108	78	* E JACKSON	12.500	72	E STOTT-ZAFIROPOULOS	4	
79	B RILEY	19	79	T SHARP	103	79	* J PERRY	13.813	72	L STOTT-ZAFIROPOULOS	4	
79	E DOYLE	19	79	J GRATTON	103	N/A	L CAPEWELL	2.438	72	J ELMORE	4	
81	B CARRINGTON	18	81	S MAFFIN	99	N/A	JJ HUGHES-DOWD	2.236	72	S ROYTHORNE	4	
81	JJ HUGHES-DOWD	18	82	M WARREN	98	N/A	S GILLARD	2.725	72	E DOYLE	4	
83	R LEY	17	83	F McCANDLESS	96	N/A	M WARREN	2.817	83	A PANK	3	
83	G CONNALLY	17	84	R LEY	92	N/A	A WATHEY	3.545	83	C CLARK	3	
83	J GRATTON	17	84	J THOMPSON	92	N/A	K JACKSON	3.563	83	R HUGHES	3	
83	T STEVENSON	17	86	G CONNALLY	91	N/A	T REES	3.667	83	J PERRY	3	
87	A HARTLEY	15	87	A HARTLEY	83	N/A	J WOODHOUSE	3.750	83	J BLURTON	3	
87	J MOSEDALE	15	88	A WATHEY	72	N/A	S TAGUE	3.813	88	C WOODCOCK	2	
87	M WARREN	15	88	J MOSEDALE	72	N/A	A FEARN	3.850	88	Mat McNULTY	2	
90	C KAVANAGH	13	88	B JEFFRIES	72	N/A	E DOYLE	3.895	88	J MOSEDALE	2	
90	M WATTS	13	91	M WATTS	69	N/A	N ZIMMERMANN	3.989	88	D SPENCER	2	
92	J DOBBINS	12	92	I PAUL	68	N/A	R LEY	4.103	88	N ZIMMERMANN	2	
92	F McCANDLESS	12	92	JJ HUGHES-DOWD	68	N/A	C CLARK	4.179	88	A OXSPRING	2	
94	A PANK	11	94	C KAVANAGH	65	N/A	D SPENCER	4.375	88	L BLAKE	2	
94	A WATHEY	11	94	E DOYLE	65	N/A	N BLACK	4.375	88	D JEFFRIES	2	(2)
94	N McDONALD	11	96	D JEFFRIES	62	N/A	M BUCKLEY	4.417	88	J GRATTON	2	
97	S GILLARD	10	96	T STEVENSON	62	N/A	M WESTON	4.438	88	F McCANDLESS	2	
97	A FEARN	10	98	A FEARN	61	N/A	T KERR	4.458	88	I BRADLEY	2	
97	I MATTHEWS	10	98	I MATTHEWS	61	N/A	L BLAKE	4.500	88	E PAUL	2	(2)
100	L HAWLEY	9	100	J DOBBINS	60	N/A	M YEOMANS	4.563	88	B RILEY	2	

## JUNIOR STATISTICS 1992-2023 - AFTER DHORC 668

Sheet 3 of 4 (Note: Highlighted Names are Current 2023 Members, CS = Best Consecutive Results)

MEETINGS ATTENDED		RACES COMPLETED		DRIVER RANKING		FINALS WON						
Pos	JUNIOR	No	Pos	JUNIOR	No	Pos	JUNIOR	SCORE	Pos	JUNIOR	No	CS
100	D NEALE	9	101	A PANK	58	N/A	I MATTHEWS	5.075	88	J McDONALD	2	
100	C WOODCOCK	9	102	N McDONALD	57	N/A	J DOBBINS	5.083	88	T KERR	2	
100	Mat McNULTY	9	103	J BLURTON	56	N/A	T STEVENSON	5.088	88	J WOODHOUSE	2	
100	B JEFFRIES	9	104	Ca BLURTON	55	N/A	N McDONALD	5.114	104	S GILLARD	1	
100	D JEFFRIES	9	105	E PAUL	54	N/A	A HARTLEY	5.212	104	C KAVANAGH	1	
100	I PAUL	9	106	N ZIMMERMANN	51	N/A	B REES	5.350	104	D NEALE	1	
100	E PAUL	9	107	S GILLARD	50	N/A	J MOSEDALE	5.462	104	A MILNER	1	
108	M SEO	8	107	L HAWLEY	50	N/A	M WILLIS	5.750	104	T REES	1	
108	T REES	8	109	S LIVESEY	49	N/A	B CARRINGTON	5.847	104	R MAFFIN	1	
108	C BARTLETT	8	110	C BARTLETT	48	N/A	E WOODHOUSE	6.400	104	T ALLDREAD	1	
108	Ca BLURTON	8	111	Mat McNULTY	47	N/A	J McDONALD	6.458	104	M HART	1	
108	J BLURTON	8	112	C WOODCOCK	46	N/A	B JEFFRIES	6.472	104	S MAFFIN	1	
113	A MILNER	7	113	D NEALE	44	N/A	L BELL	6.550	104	D GEBAUERS	1	
113	A REES	7	114	C CLARK	41	N/A	D GEBAUERS	6.750	104	L BELL	1	
113	C CLARK	7	115	TI REES	40	N/A	D NEALE	7.083	104	M SEO	1	
113	N ZIMMERMANN	7	116	A REES	38	N/A	L HAWLEY	7.083	104	A FEARN	1	
113	M BUCKLEY	7	116	J McDONALD	38	N/A	D JEFFRIES	7.111	104	I MATTHEWS	1	
113	J WOODHOUSE	7	118	A MILNER	36	N/A	Mat McNULTY	7.167	104	M WILLIS	1	
119	M HART	6	119	B REES	35	N/A	C BARTLETT	7.344	104	B REES	1	
119	S LIVESEY	6	120	M BUCKLEY	33	N/A	J GRATTON	7.426	104	S TAGUE	1	
119	SM BLURTON	6	121	J WOODHOUSE	32	N/A	M WATTS	7.519	104	L CAPEWELL	1	
119	J McDONALD	6	122	M HART	31	N/A	C WOODCOCK	8.056	104	M BUCKLEY	1	
119	T KERR	6	122	A PARKIN	31	N/A	R FREEMAN	8.417	104	S LIVESEY	1	
124	L BELL	5	122	SM BLURTON	31	N/A	H MOHAMMED	8.500	104	L PARKIN	1	
124	B REES	5	125	L PARKIN	30	N/A	G CONNALLY	8.588	104	A PARKIN	1	
124	L BLAKE	5	126	K JACKSON	29	N/A	B RILEY	8.697	104	R FREEMAN	1	
124	A PARKIN	5	126	M WESTON	29	N/A	A STOTT	8.750	104	S MARTINEZ	1	
124	L PARKIN	5	126	R FREEMAN	29	N/A	A MILNER	8.786	104	E DOYLE	1	
124	E WOODHOUSE	5	129	L BELL	26	N/A	M HART	9.417	104	T STEVENSON	1	
130	D SPENCER	4	129	M YEOMANS	26	N/A	Ca BLURTON	9.594				
130	M YEOMANS	4	131	E WOODHOUSE	25	N/A	J BLURTON	9.781				
130	M WILLIS	4	132	S TAGUE	24	N/A	A PANK	10.114				
130	S TAGUE	4	132	T KERR	24	N/A	T ALLDREAD	10.167				
130	K JACKSON	4	134	D SPENCER	23	N/A	E GIBBS	10.417				
130	L CAPEWELL	4	135	M WILLIS	20	N/A	F McCANDLESS	10.558				
130	M WESTON	4	135	L CAPEWELL	20	N/A	C KAVANAGH	10.692				
137	T REES	3	137	T REES	16	N/A	TI REES	10.719				
137	D ALLDREAD	3	137	T ALLDREAD	16	N/A	D ALLDREAD	10.750				
137	T ALLDREAD	3	137	D GEBAUERS	16	N/A	A REES	10.786				
137	D GEBAUERS	3	140	D ALLDREAD	15	N/A	SM BLURTON	10.833				
137	E GIBBS	3	140	E GIBBS	15	N/A	A PARKIN	11.300				
137	R FREEMAN	3	142	H MOHAMMED	14	N/A	E PAUL	11.806				
143	N BLACK	2	143	L BLAKE	13	N/A	L PARKIN	12.900				
144	H MOHAMMED	1	144	N BLACK	10	N/A	S LIVESEY	13.083				
144	A STOTT	1	145	A STOTT	5	N/A	I PAUL	13.667				



## Outright Track Record Holders After DHORC 668

### Adults

Pos	Name	Qualifying	F1	GC	F1	GC	Total
			Fastest Laps	Fastest Laps	Race Laps	Race Laps	
1	L Pateman	35	46	63	28	49	221
2	S Goodlip	20	34	11	29	16	110
3	A Smith	28	11	26	13	24	102
4	N Sismey	15	8	11	15	16	65
5	J Sismey	15	7	8	14	12	56
6	M Chadwick	12			8	9	29
7	W Lander	9	5	3	6		23
8	P Rees	3	3		11	3	20
9	A McPeake	4	3	5	7		19
10	J Tague	4	3	2	3	5	17
11	J Lymer	4	2	1	2	1	10
12	T Baldock	3	1	1	1	2	8
13	D Garbett	1	1	1	3	1	7
14	L Smith	2	1	3			6
14	A Turnbull	1	2		3		6
16	C Roythorne		2	2		1	5
17	J Neale				2	1	3
17	S Anand	1			1	1	3
17	T Chadwick		1		2		3
17	J Lamb	1		1	1		3
21	M Allsopp				2		2
21	S Lander			1	1		2
21	C Bowles	1	1				2
24	G Peach		1				1
24	D McPeake		1				1
24	J Roythorne				1		1
24	S Pank				1		1
Total		149	122	130	136	135	726

Note: Some Records Can Be Held By More Than One Member - Highlighted Names 2023 Members

## Outright Track Record Holders After DHORC 668

### Juniors

Pos	Name	Qualifying	F1	GC	F1	GC	Total
			Fastest Laps	Fastest Laps	Race Laps	Race Laps	
1	A Turnbull	31	22	16	34	17	120
2	R Litherland	24	21	26	14	28	113
3	J Sismey	15	15	12	11	17	70
4	A Hall	12	9	6	13	11	51
5	T Chadwick	7	6	10	7	19	49
6	AJ McPeake	10	9	4	9	4	36
7	L Bowles	13	2	5	4	9	33
8	T Measham	6	4	1	13	3	27
8	J Henry	2	9	5	9	2	27
10	J Mellor	10	4	4	2	4	24
11	H Smith	7	5	5	3	2	22
12	M Minnis	6	2	4	2	5	19
13	Z Roythorne	2	2	6		8	18
14	J Pateman	4	4	5	1	3	17
15	B Roythorne	1	1	6		2	10
16	F Holmes	1	3	2	3		9
16	C Brentnall		2	3		4	9
18	J Lawson	1	2	2	3		8
18	A Hughes	2	1	5			8
18	L Smith		4		4		8
21	T Pank		1	3	2		6
21	C Bowles	2	1		1	2	6
23	P Connally		1	3			4
23	R Rees	1	1	1		1	4
23	K Ashworth	1	1	1		1	4
23	L Turnbull	1	1		2		4
27	K Levers		1		1	1	3
27	JJ Hughes-Dowd	2	1				3
29	P Martin		1		1		2
29	N Gull		1		1		2
31	Ca Holland			1			1
31	E Henry		1				1
31	C Clark					1	1
31	K Ali				1		1
31	B Brooks				1		1
31	J Elmore		1				1
31	S Roythorne			1			1
31	A Hartley			1			1
<b>Total</b>		<b>161</b>	<b>139</b>	<b>138</b>	<b>142</b>	<b>144</b>	<b>724</b>

Note: Some Records Can Be Held By More Than One Member - **Highlighted Names 2023 Members**



# DHORC Statistics 2023

Poles		Adult			Junior			Poles	
Records		Name	Total	2023	Name	Total	2023	Records	
All Time		L Pateman	127	5	L Bowles	24	6	All Time	
L Pateman	127	S Goodlip	89	2	H Smith	11		R Litherland	61
Season		N Sismey	85		J Lawson	10		Season	
S Goodlip	17	A Smith	53	3	JJ Hughes-Dowd	5	4	L Smith	21
		P Rees	19	1					
		L Smith	6						
		D Garbett	5						
		G Peach	2						
		C Bowles	2						
		A Turnbull	1						
Race Wins		Adult			Junior			Race Wins	
Records		Name	Total	2023	Name	Total	2023	Records	
All Time		L Pateman	119	3	L Bowles	23	7	All Time	
L Pateman	119	S Goodlip	86	3	H Smith	12		A Hall	49
Season		N Sismey	85		J Lawson	10		Season	
W Lander	16	A Smith	47	3	JJ Hughes-Dowd	4	3	L Smith	20
		P Rees	29	1	J Thompson	1		A Hall	20
		D Garbett	4		J Woodhouse	1			
		L Smith	4		E Doyle	1			
		G Peach	3						
		A Turnbull	3						
		R Litherland	2						
Fast Laps		Adult			Junior			Fast Laps	
Records		Name	Total	2023	Name	Total	2023	Records	
All Time		L Pateman	284	4	L Bowles	24	8	All Time	
L Pateman	284	A Smith	56	4	H Smith	18		J Sismey	59
Season		S Goodlip	56	2	J Lawson	9		Season	
L Pateman	19	N Sismey	50		JJ Hughes-Dowd	3	2	L Smith	21
A Smith	19	P Rees	12						
		L Smith	7						
		D Garbett	5						
		G Peach	3						
		C Bowles	3						
		A Turnbull	2						
Race Laps		Adult			Junior			Race Laps	
Records		Name	Total	2023	Name	Total	2023	Records	
All Time		L Pateman	187	5	L Bowles	24	7	All Time	
L Pateman	187	N Sismey	90		H Smith	10		R Litherland	63
Season		S Goodlip	69	3	J Lawson	9		Season	
W Lander	16	A Smith	59	2	JJ Hughes-Dowd	4	3	A Hall	22
		P Rees	23		J Woodhouse	1			
		L Smith	10		E Doyle	1			
		D Garbett	7						
		G Peach	2						
		A Turnbull	2						
		C Bowles	2						

## Current Members Best Ever Position Records after DHORC 668

Qualifying				Final Position				Fastest Laps				Race Laps								
Pos	Adult	DHORC	Gap	Pos	Adult	DHORC	Gap	Pos	Adult	DHORC	Gap	Pos	Adult	DHORC	Gap	Pos	Adult	DHORC	Gap	Date
1	A Smith	668	0	27-Jun-23	1	A Smith	668	0	27-Jun-23	1	S Goodlip	668	0	27-Jun-23	1	L Pateman	668	0	27-Jun-23	
1	L Pateman	667	1	23-May-23	1	L Pateman	667	1	23-May-23	1	A Smith	666	2	02-May-23	1	S Goodlip	665	3	02-May-23	
1	S Goodlip	663	5	14-Mar-23	1	P Rees	665	3	02-May-23	1	L Pateman	665	3	02-May-23	1	A Smith	661	7	21-Feb-22	
1	P Rees	661	7	21-Feb-23	1	S Goodlip	664	4	04-Apr-23	1	D Garbett	657	11	13-Dec-22	1	A Garbett	657	11	13-Dec-22	
1	C Bowles	647	21	09-Aug-22	1	R Litherland	652	16	18-Oct-22	1	A Turnbull	625	43	19-Oct-22	1	C Bowles	653	15	08-Nov-22	
1	A Turnbull	635	33	22-Feb-22	1	A Turnbull	649	19	27-Sep-22	1	C Bowles	612	56	07-Nov-19	1	P Rees	649	19	27-Sep-22	
1	D Garbett	625	43	19-Oct-21	1	N Sismey	645	23	28-Jun-22	1	L Smith	591	77	23-Feb-19	1	N Sismey	645	23	28-Jun-22	
1	N Sismey	613	55	07-Jan-20	1	D Garbett	611	57	29-Oct-19	1	G Peach	565	103	24-Feb-18	1	A Turnbull	635	33	22-Feb-22	
1	L Smith	591	77	23-Feb-19	1	L Smith	566	102	24-Feb-18	1	N Sismey	511	157	27-Feb-16	1	L Smith	579	89	04-Sep-18	
1	G Peach	565	103	24-Feb-18	1	G Peach	537	131	25-Feb-17	1	P Rees	497	171	30-Jun-15	1	G Peach	565	103	24-Feb-18	
2	R Litherland	624	44	28-Sep-21	2	C Bowles	600	68	09-Jul-19	2	R Litherland	624	44	28-Sep-21	2	R Litherland	624	44	28-Sep-21	
4	D Turnbull	658	10	13-Dec-22	3	D Turnbull	527	141	13-Sep-16	4	L Blacker	658	10	13-Dec-22	4	L Blacker	642	26	17-May-22	
4	L Blacker	650	18	27-Sep-22	4	S Smith	537	131	25-Feb-17	4	D Turnbull	564	104	24-Feb-18	4	S Smith	537	131	25-Feb-17	
5	S Gray	627	41	09-Nov-21	5	S Gray	627	41	09-Nov-21	6	H Smith	658	10	13-Dec-22	5	D Turnbull	596	72	09-Apr-19	
7	M Dutton	649	19	27-Sep-22	6	L Blacker	655	13	29-Nov-22	6	J Lawson	650	18	27-Sep-22	6	R Lawson	530	138	18-Oct-16	
7	R Lawson	629	39	30-Nov-21	6	R Lawson	530	138	18-Oct-16	6	S Gray	635	33	22-Feb-22	7	S Gray	627	41	09-Nov-21	
7	S Smith	538	130	25-Feb-17	7	J Lawson	650	18	27-Sep-22	7	S Smith	657	11	13-Dec-22	8	H Smith	657	11	13-Dec-22	
8	J Lawson	650	18	27-Sep-22	8	L Bowles	662	6	21-Feb-23	8	JJ Hughes-Dowd	665	3	02-May-23	8	J Lawson	650	18	27-Sep-22	
8	L Bowles	648	20	09-Aug-22	8	H Smith	657	11	13-Dec-22	8	L Bowles	662	6	21-Feb-23	8	M Dutton	647	21	09-Aug-22	
9	JJ Hughes-Dowd	655	13	29-Nov-22	8	M Dutton	649	19	27-Sep-22	8	R Lawson	530	138	18-Oct-16	9	JJ Hughes-Dowd	655	13	29-Nov-22	
10	D Hughes-Dowd	665	3	03-May-23	9	JJ Hughes-Dowd	655	13	29-Nov-22	9	M Dutton	649	1	27-Sep-22	9	L Bowles	648	20	09-Aug-22	
10	H Smith	657	11	13-Dec-22	11	D Hughes-Dowd	667	1	23-May-23	11	A Stevenson	655	13	29-Nov-22	10	A Stevenson	667	1	23-May-23	
10	A Woodhouse	647	21	09-Aug-22	11	D Latham	661	7	21-Feb-23	12	A Woodhouse	647	21	09-Aug-22	11	A Thompson	655	13	29-Nov-22	
11	A Thompson	646	22	28-Jun-22	13	A Thompson	645	23	28-Jun-22	12	A Thompson	644	24	07-Jun-22	12	D Hughes-Dowd	665	3	02-May-23	
11	A Stevenson	658	10	13-Dec-22	14	A Stevenson	657	11	13-Dec-22	13	D Hughes-Dowd	656	12	29-Nov-22	12	D Latham	661	7	21-Feb-23	
12	D Latham	661	7	21-Feb-23	14	A Woodhouse	647	21	09-Aug-22	14	D Latham	668	0	27-Jun-23	12	A Woodhouse	647	21	09-Aug-22	
1	JJ Hughes-Dowd	668	0	27-Jun-23	1	L Bowles	668	0	27-Jun-23	1	L Bowles	668	0	27-Jun-23	1	JJ Hughes-Dowd	668	0	27-Jun-23	
1	L Bowles	666	2	02-May-23	1	JJ Hughes-Dowd	667	1	23-May-23	1	JJ Hughes-Dowd	667	1	23-May-23	1	L Bowles	666	2	02-May-23	
1	H Smith	658	10	13-Dec-22	1	H Smith	657	11	13-Dec-22	1	H Smith	658	10	13-Dec-22	1	H Smith	657	11	13-Dec-22	
1	J Lawson	656	12	29-Nov-22	1	J Lawson	656	12	29-Nov-22	1	J Lawson	655	13	29-Nov-22	1	J Lawson	656	12	29-Nov-22	
2	E Doyle	660	8	31-Jan-23	1	E Doyle	649	19	27-Sep-22	2	J Woodhouse	647	21	09-Aug-22	1	E Doyle	649	19	27-Sep-22	
2	J Thompson	636	32	22-Feb-22	1	J Woodhouse	647	21	09-Aug-22	2	E Doyle	646	22	28-Jun-22	1	J Woodhouse	647	21	09-Aug-22	
3	T Stevenson	661	7	21-Feb-23	1	J Thompson	640	28	26-Apr-22	2	J Thompson	636	32	22-Feb-22	2	J Thompson	636	32	22-Feb-22	
3	J Woodhouse	648	20	09-Aug-22	2	T Stevenson	653	15	08-Nov-22	4	T Stevenson	659	9	10-Jan-23	5	E Woodhouse	663	5	14-Mar-23	
5	E Woodhouse	663	5	14-Mar-23	5	E Woodhouse	663	5	14-Mar-23	6	E Woodhouse	660	8	31-Jan-23	5	T Stevenson	653	15	08-Nov-22	

### Distance Covered In DHORC Club Championship 2023

Pos	Competitor	Class	Laps	Feet	Feet / Race	Miles	Races
1	S Goodlip	A	1,114.7	109,814	2,440	20.8	45
2	L Pateman	A	1,078.5	106,362	2,474	20.1	43
3	G Peach	A	1,056.9	104,849	2,140	19.9	49
4	N Sismey	A	1,051.1	103,069	2,290	19.5	45
5	P Rees	A	1,000.8	99,376	2,160	18.8	46
6	A Turnbull	A	998.1	99,169	2,254	18.8	44
7	A Smith	A	952.3	93,326	2,393	17.7	39
8	L Blacker	A	939.6	92,354	1,924	17.5	48
9	D Turnbull	A	900.7	88,354	2,008	16.7	44
10	C Bowles	A	810.4	80,469	2,235	15.2	36
11	JJ Hughes-Dowd	J	805.9	79,734	1,854	15.1	43
12	D Hughes-Dowd	A	753.0	74,542	1,620	14.1	46
13	S Gray	A	758.4	74,058	1,851	14.0	40
14	R Litherland	A	740.8	70,929	2,149	13.4	33
15	L Bowles	J	717.4	70,194	1,897	13.3	37
16	A Stevenson	A	580.6	56,292	1,816	10.7	31
17	J Thompson	A	527.1	51,313	1,655	9.7	31
18	T Stevenson	J	506.0	48,903	1,322	9.3	37
19	A Thompson	A	464.9	45,722	1,759	8.7	26
20	D Latham	A	427.3	44,128	1,697	8.4	26
21	S Smith	A	372.7	38,526	1,835	7.3	21
22	A Woodhouse	A	385.6	38,146	1,589	7.2	24
23	R Lawson	A	396.5	37,312	1,696	7.1	22
24	J Woodhouse	J	371.6	37,239	1,432	7.1	26
25	H Smith	J	355.3	36,685	1,747	6.9	21
26	J Lawson	J	348.3	32,587	1,552	6.2	21
27	E Woodhouse	J	269.3	27,060	1,082	5.1	25
28	JJ Hughes-Dowd	A	215.5	21,132	1,921	4.0	11
29	D Garbett	A	199.0	21,106	2,111	4.0	10
30	E Doyle	J	145.9	15,513	1,724	2.9	9
31	H Smith	A	136.4	14,146	2,021	2.7	7
32	J Lawson	A	130.1	12,004	1,715	2.3	7
33	L Bowles	A	111.2	10,989	2,198	2.1	5
34	L Smith	A	89.0	9,456	1,576	1.8	6
35	M Dutson	A	66.7	6,403	1,601	1.2	4
Pos	Competitor	Class	19,777.6	1,951,261.4	1,878.3	369.6	1,008

# Next Circuit



## Interlagos



**Where Do We Race Next?**

**What Are The Records?**

**Who Has Been On The Podium?**

# Circuit History

The Autódromo José Carlos Pace, better known as **Interlagos**, is a 4.309 km (2.677 mi) motorsport circuit located in the city of São Paulo, in the neighbourhood of Interlagos. It was inaugurated on 12 May 1940, by the federal intervener Adhemar de Barros. The traditional name of the circuit and of the neighbourhood itself comes from the fact that it is located in a region between two large artificial lakes, Guarapiranga and Billings, which were built in the beginning of the 20th century to supply the city with water and electricity. In 1985 the circuit was renamed to honour the Formula 1 driver José Carlos Pace, who died in a plane crash in 1977. Attached to its facilities there is a Kart circuit named after Ayrton Senna. The circuit runs counter clockwise.

It is internationally known for hosting the Formula 1 Brazilian Grand Prix and the Lollapalooza music festival. It has hosted the Formula One Brazilian Grand Prix since 1973. It also hosted the Brazilian motorcycle Grand Prix in 1992, the Deutsche Tourenwagen Meisterschaft in 1996, the FIA GT1 World Championship in 2010, and the FIA World Endurance Championship from 2012 to 2014. As the major racetrack in the country it also hosted many previous and active national championships such as Stock Car Brasil, Campeonato Sudamericano de GT, Fórmula Truck, Copa Truck, Formula 3 Sudamericana, Brazilian Formula Three Championship, and Mil Milhas Brasil. In addition, the Prova Ciclística 9 de Julho road cycling race was held at the venue from 2002 to 2006 and from 2008 to 2013.

One of the main characteristics of Interlagos is that it was not built on flat terrain, but follows the ups and downs of hilly ground, which makes it harder to drive and demands more power from the cars' engines. The races therefore can be tough on the car and physically demanding on the drivers, especially since the circuit runs counter clockwise, where the centrifugal forces in the many hard left turns push the drivers' necks to the right, instead of left as in most of the circuits on the F1 calendar. The hilly course is also a good feature for road cycling races, which are usually held at the circuit.

Additionally to the physical aspects there is also a climate component to the venue, the region where the track is located is known for having rapid changes in weather with outbursts of rain being common, which can vary from a short lived drizzle to a torrential storm. This can add a degree of unpredictability to the races and it's classic associated with the circuit. The city of São Paulo itself where Interlagos is located is known by the nickname "Land of the Drizzle".



**Round 2 Interlagos (Brazil) Rounds 11&12**

**Previous Results**

Adults				1st	2nd	3rd
DHORC 23	04-Jan	1994	203'1"	N Sismey	J Tague	S Goodlip
DHORC 24	28-Jan	1994	203'1"	S Goodlip	M Chadwick	N Sismey
DHORC 25	15-Feb	1994	203'1"	J Neale	N Sismey	J Tague
DHORC 26	08-Mar	1994	203'1"	J Tague	A Smith	J Neale
DHORC 78	01-Apr	1997	203'1"	M Chadwick	S Goodlip	N Sismey
DHORC 98	31-Mar	1998	203'1"	N Sismey	M Chadwick	S Goodlip
DHORC 118	30-Mar	1999	203'1"	N Sismey	P Rees	R Seaman
DHORC 138	28-Mar	2000	203'1"	L Pateman	M Chadwick	S Goodlip
DHORC 249	03-May	2005	203'1"	M Chadwick	N Sismey	W Lander
DHORC 304	16-Oct	2007	203'1"	W Lander	N Sismey	J Sismey
DHORC 347	06-Oct	2009	203'1"	J Sismey	L Pateman	N Sismey
DHORC 400	11-Oct	2011	203'1"	L Pateman	P Rees	S Anand
DHORC 452	08-Oct	2013	114'0"	J Sismey	N Sismey	L Smith
DHORC 504	13-Oct	2015	114'0"	N Sismey	P Rees	D Passell
DHORC 510	09-Feb	2016	414'2"	J Sismey	S Goodlip	N Sismey
DHORC 548	27-Jun	2017	114'0"	S Goodlip	N Sismey	L Pateman
DHORC 610	22-Oct	2019	114'0"	A Smith	L Pateman	P Rees
DHORC 660	31-Jan	2023	114'0"	A Smith	S Goodlip	A Turnbull
DHORC 669	18-Jul	2023	114'0"			
DHORC 670	18-Jul	2023	114'0"			

Juniors				1st	2nd	3rd
DHORC 23	04-Jan	1994	203'1"	M Minnis	AJ McPeake	K Schofield
DHORC 24	28-Jan	1994	203'1"	M Minnis	AJ McPeake	J Henry
DHORC 25	15-Feb	1994	203'1"	M Minnis	AJ McPeake	C Davenport
DHORC 26	08-Mar	1994	203'1"	M Minnis	AJ McPeake	C Davenport
DHORC 78	01-Apr	1997	203'1"	C Bowles	J Henry	J Stevenson
DHORC 98	31-Mar	1998	203'1"	T Pank	C Bowles	J Stevenson
DHORC 118	30-Mar	1999	203'1"	C Bowles	J Henry	D Barker
DHORC 138	28-Mar	2000	203'1"	J Henry	T Pank	P Connally
DHORC 249	03-May	2005	203'1"	T Chadwick	J Sismey	T Measham
DHORC 304	16-Oct	2007	203'1"	C Bullock	A Hughes	M Warren
DHORC 347	06-Oct	2009	203'1"	L Smith	K Levers	J Mellor
DHORC 400	11-Oct	2011	203'1"	J Mellor	J Pateman	J Lister
DHORC 452	08-Oct	2013	114'0"	A Hall	P Martin	R Litherland
DHORC 504	13-Oct	2015	114'0"	A Hall	F Holmes	M Litherland
DHORC 510	09-Feb	2016	414'2"	A Turnbull	F Holmes	R Litherland
DHORC 548	27-Jun	2017	114'0"	A Turnbull	F Holmes	L Turnbull
DHORC 610	22-Oct	2019	114'0"	A Turnbull	L Turnbull	R Litherland
DHORC 660	31-Jan	2023	114'0"	L Bowles	E Doyle	JJ Hughes-Dowd
DHORC 669	18-Jul	2023	114'0"			
DHORC 670	18-Jul	2023	114'0"			

**Circuit Records**

**Lap Length 114'**

<b>Qualifying</b>	S Goodlip	31Jan23
	97.7 Laps	
<b>Fastest Laps</b>		
F1	S Goodlip	22Oct19
	7.01 Secs	
GC	L Pateman	22Oct19
	5.45 Secs	
<b>Race Laps</b>		
F1	S Goodlip	31Jan23
	23.0 Laps	
GC	A Smith	31Jan23
	28.4 Laps	
<b>Final Points</b>		
5.0 Points	M Allsopp	27Jun17



**DHORC 669 & 670**

### Interlagos Adult Best Off Chart 1

Qualifying					Open Wheel Race Laps					Enclosed Wheel Race Laps				
Pos	Adult	Laps	MPH	Date	Pos	Adult	Laps	MPH	Date	Pos	Adult	Laps	MPH	Date
1	S Goodlip	97.7	10.547	31-Jan-23	1	S Goodlip	23.0	9.932	31-Jan-23	1	A Smith	28.4	12.264	31-Jan-23
2	A Smith	94.2	10.169	22-Oct-19	2	P Rees	21.6	9.327	22-Oct-19	2	S Goodlip	28.1	12.134	31-Jan-23
3	N Sismey	91.9	9.921	13-Oct-15	3	A Smith	21.5	9.284	22-Oct-19	3	L Pateman	27.9	12.048	22-Oct-19
4	L Pateman	91.2	9.845	22-Oct-19	4	L Pateman	21.3	9.198	22-Oct-19	4	A Turnbull	27.1	11.702	31-Jan-23
5	A Turnbull	88.2	9.522	22-Oct-19	5	N Sismey	21.0	9.068	27-Jun-17	5	N Sismey	26.8	11.573	13-Oct-15
6	P Rees	88.1	9.511	22-Oct-19	6	J Sismey	20.6	8.895	08-Oct-13	6	G Peach	25.6	11.055	31-Jan-23
7	J Sismey	87.4	9.435	08-Oct-13	7	J Lymer	20.0	8.636	27-Jun-17	7	J Sismey	25.4	10.968	08-Oct-13
8	J Lymer	86.7	9.360	27-Jun-17	8	A Turnbull	19.6	8.464	22-Oct-19	7	P Rees	25.4	10.968	22-Oct-19
9	L Smith	84.3	9.101	08-Oct-13	9	R Blake	19.5	8.420	08-Oct-13	7	C Bowles	25.4	10.968	31-Jan-23
10	C Bowles	82.8	8.939	31-Jan-23	9	C Bowles	19.5	8.420	31-Jan-23	10	D Passell	24.9	10.752	13-Oct-15
11	G Peach	80.6	8.701	27-Jun-17	11	D Edwards	19.4	8.377	22-Oct-19	11	J Lymer	24.5	10.580	27-Jun-17
12	R Blake	78.3	8.453	08-Oct-13	12	L Smith	19.3	8.334	08-Oct-13	12	J Lamb	24.4	10.536	13-Oct-15
13	J Holmes	78.2	8.442	13-Oct-15	13	M Allsopp	19.2	8.291	27-Jun-17	13	L Smith	23.7	10.234	08-Oct-13
14	D Turnbull	78.0	8.420	22-Oct-19	14	G Peach	19.1	8.248	27-Jun-17	14	J Holmes	23.2	10.018	13-Oct-15
15	D Passell	77.8	8.399	13-Oct-15	15	D Turnbull	18.9	8.161	27-Jun-17	15	D Turnbull	22.9	9.889	22-Oct-19
16	D Edwards	76.5	8.259	22-Oct-19	16	J Tetley	18.6	8.032	13-Oct-15	16	D Edwards	22.5	9.716	22-Oct-19
17	D Garbett	76.2	8.226	31-Jan-23	16	J Holmes	18.6	8.032	27-Jun-17	16	D Garbett	22.5	9.716	22-Oct-19
18	J Tetley	76.1	8.215	13-Oct-15	18	R Masters	17.7	7.643	13-Oct-15	18	R Blake	22.4	9.673	08-Oct-13
19	J Lamb	75.5	8.151	13-Oct-15	19	D Passell	17.6	7.600	13-Oct-15	18	L Blacker	22.4	9.673	31-Jan-23
20	C Roythorne	72.2	7.794	08-Oct-13	20	D Garbett	17.5	7.557	22-Oct-19	20	L Bowles	21.5	9.284	31-Jan-23
21	M Allsopp	71.9	7.762	27-Jun-17	21	D Latham	17.4	7.514	31-Jan-23	20	H Smith	21.5	9.284	31-Jan-23
22	R Masters	71.5	7.719	27-Jun-17	22	C Roythorne	17.2	7.427	08-Oct-13	22	K Payne	21.2	9.155	08-Oct-13
23	L Williamson	71.4	7.708	22-Oct-19	23	L Williamson	17.0	7.341	27-Jun-17	23	S Gray	20.8	8.982	31-Jan-23
24	K Payne	71.1	7.676	08-Oct-13	23	K Alcock	17.0	7.341	27-Jun-17	24	L Smith	20.7	8.939	13-Oct-15
25	L Blacker	70.8	7.643	22-Oct-19	25	L Blacker	16.7	7.211	22-Oct-19	25	J Tetley	20.5	8.852	13-Oct-15
26	S Gray	70.3	7.589	31-Jan-23	26	K Payne	16.6	7.168	08-Oct-13	26	R Crossland	20.4	8.809	08-Oct-13
27	R Crossland	69.5	7.503	08-Oct-13	26	S Gray	16.6	7.168	31-Jan-23	26	S Smith	20.4	8.809	31-Jan-23
28	L Bowles	68.8	7.427	31-Jan-23	28	J Lamb	16.5	7.125	13-Oct-15	28	R Masters	20.2	8.723	27-Jun-17
29	L Smith	67.8	7.319	13-Oct-15	28	L Smith	16.5	7.125	13-Oct-15	28	A Thompson	20.2	8.723	31-Jan-23
30	M Martinez	66.5	7.179	22-Oct-19	30	M Martinez	16.2	6.995	22-Oct-19	30	M Allsopp	20.0	8.636	27-Jun-17
31	A Thompson	66.0	7.125	31-Jan-23	31	S Smith	15.9	6.866	27-Jun-17	31	L Williamson	19.7	8.507	22-Oct-19
32	D Latham	65.6	7.082	31-Jan-23	32	R Crossland	15.8	6.823	08-Oct-13	32	C Roythorne	19.5	8.420	08-Oct-13
33	S Smith	65.5	7.071	31-Jan-23	33	P Barber	15.5	6.693	08-Oct-13	33	K Alcock	19.4	8.377	27-Jun-17
34	K Alcock	64.7	6.985	22-Oct-19	34	A Woodhouse	15.2	6.564	31-Jan-23	34	JJ Hughes-Dowd	19.2	8.291	31-Jan-23
35	H Smith	63.1	6.812	31-Jan-23	35	T Hagues	15.0	6.477	27-Jun-17	35	D Latham	18.6	8.032	31-Jan-23
36	JJ Hughes-Dowd	62.8	6.780	31-Jan-23	35	A Thompson	15.0	6.477	31-Jan-23	36	A Woodhouse	18.5	7.989	31-Jan-23
37	R Lawson	62.1	6.704	27-Jun-17	37	C Stannard	14.7	6.348	13-Oct-15	37	M Martinez	18.4	7.945	22-Oct-19
38	J Litherland	61.0	6.585	08-Oct-13	38	J Litherland	14.6	6.305	08-Oct-13	38	R Lawson	17.5	7.557	27-Jun-17
39	P Barber	59.4	6.413	08-Oct-13	38	H Smith	14.6	6.305	31-Jan-23	39	J Litherland	17.3	7.470	08-Oct-13
40	C Stannard	58.0	6.261	13-Oct-15	40	R Lawson	14.4	6.218	27-Jun-17	40	L Elmore	16.7	7.211	13-Oct-15
41	A Woodhouse	57.3	6.186	31-Jan-23	41	L Bowles	14.2	6.132	31-Jan-23	41	P Barber	16.5	7.125	08-Oct-13
42	T Hagues	56.5	6.099	27-Jun-17	42	JJ Hughes-Dowd	12.8	5.527	31-Jan-23	41	D Hughes-Dowd	16.5	7.125	31-Jan-23
43	L Elmore	55.7	6.013	13-Oct-15	43	L Elmore	12.6	5.441	13-Oct-15	43	C Stannard	16.3	7.039	13-Oct-15
44	D Hughes-Dowd	54.9	5.927	31-Jan-23	44	D Hughes-Dowd	12.3	5.311	31-Jan-23	44	T Hagues	15.6	6.736	27-Jun-17

Using SRT F1

Using SRT F1



### Interlagos Adult Best Off Chart 2

Open Wheel Fastest Laps					Enclosed Wheel Fastest Laps					Final Points			
Pos	Adult	Sec	MPH	Date	Pos	Adult	Sec	MPH	Date	Pos	Adult	PTS	Date
1	S Goodlip	7.01	11.607	22-Oct-19	1	L Pateman	5.45	14.929	22-Oct-19	1	M Allsopp	5.0	27-Jun-17
2	L Pateman	7.42	10.965	27-Jun-17	2	A Smith	5.47	14.874	31-Jan-23	2	D Edwards	4.5	22-Oct-19
3	P Rees	7.82	10.405	22-Oct-19	3	S Goodlip	5.66	14.375	22-Oct-19	3	D Turnbull	3.5	13-Oct-15
4	N Sismey	7.83	10.391	27-Jun-17	4	N Sismey	6.03	13.493	31-Jan-23	3	N Sismey	3.5	27-Jun-17
5	J Sismey	7.84	10.378	08-Oct-13	5	C Bowles	6.17	13.187	31-Jan-23	3	P Rees	3.5	31-Jan-23
6	A Smith	7.85	10.365	22-Oct-19	6	J Lamb	6.19	13.144	13-Oct-15	3	L Bowles	3.5	31-Jan-23
7	C Bowles	8.00	10.170	31-Jan-23	7	G Peach	6.23	13.060	31-Jan-23	7	R Crossland	3.0	08-Oct-13
8	R Blake	8.10	10.045	08-Oct-13	8	A Turnbull	6.29	12.935	31-Jan-23	7	D Passell	3.0	13-Oct-15
9	L Smith	8.16	9.971	08-Oct-13	9	J Sismey	6.52	12.479	08-Oct-13	7	K Alcock	3.0	27-Jun-17
9	G Peach	8.16	9.971	22-Oct-19	10	D Garbett	6.54	12.441	31-Jan-23	7	L Blacker	3.0	22-Oct-19
11	A Turnbull	8.19	9.934	22-Oct-19	11	P Rees	6.58	12.365	22-Oct-19	7	A Turnbull	3.0	31-Jan-23
12	D Edwards	8.21	9.910	27-Jun-17	12	L Smith	6.75	12.054	08-Oct-13	7	H Smith	3.0	31-Jan-23
13	L Smith	8.37	9.721	13-Oct-15	13	J Lymer	6.76	12.036	22-Oct-19	13	G Peach	2.5	08-Oct-13
14	D Garbett	8.40	9.686	31-Jan-23	14	D Passell	6.78	12.001	13-Oct-15	13	J Lamb	2.5	13-Oct-15
15	J Lymer	8.43	9.652	27-Jun-17	14	L Blacker	6.78	12.001	31-Jan-23	15	J Sismey	2.0	08-Oct-13
16	M Allsopp	8.45	9.629	27-Jun-17	16	R Blake	6.85	11.878	08-Oct-13	15	S Goodlip	2.0	27-Jun-17
17	J Holmes	8.49	9.583	13-Oct-15	17	D Turnbull	6.91	11.775	22-Oct-19	15	A Smith	2.0	22-Oct-19
18	J Tetley	8.54	9.527	13-Oct-15	17	L Bowles	6.91	11.775	31-Jan-23	18	R Blake	1.5	08-Oct-13
19	L Williamson	8.57	9.494	22-Oct-19	19	D Edwards	6.96	11.690	22-Oct-19	18	K Payne	1.5	08-Oct-13
20	L Blacker	8.62	9.439	31-Jan-23	20	J Holmes	7.06	11.525	13-Oct-15	18	J Litherland	1.5	08-Oct-13
21	K Payne	8.81	9.235	08-Oct-13	21	M Allsopp	7.19	11.316	27-Jun-17	18	L Pateman	1.5	13-Oct-15
22	R Masters	8.94	9.101	13-Oct-15	22	K Alcock	7.23	11.254	22-Oct-19	18	L Smith	1.5	13-Oct-15
23	K Alcock	8.96	9.081	27-Jun-17	23	J Tetley	7.26	11.207	13-Oct-15	18	L Williamson	1.5	13-Oct-15
24	D Passell	9.06	8.981	13-Oct-15	24	JJ Hughes-Dowd	7.33	11.100	31-Jan-23	18	J Holmes	1.5	27-Jun-17
25	D Latham	9.09	8.951	31-Jan-23	25	H Smith	7.34	11.085	31-Jan-23	18	D Garbett	1.5	22-Oct-19
26	C Roythorne	9.13	8.912	08-Oct-13	26	L Smith	7.39	11.010	13-Oct-15	18	S Smith	1.5	31-Jan-23
27	A Thompson	9.26	8.787	31-Jan-23	27	S Smith	7.40	10.995	31-Jan-23	18	D Hughes-Dowd	1.5	31-Jan-23
28	D Turnbull	9.27	8.777	13-Oct-15	28	R Masters	7.57	10.748	27-Jun-17	28	L Smith	1.0	08-Oct-13
29	J Lamb	9.47	8.592	22-Oct-19	29	S Gray	7.63	10.664	31-Jan-23	28	J Tetley	1.0	13-Oct-15
30	S Gray	9.51	8.556	31-Jan-23	30	R Crossland	7.64	10.650	08-Oct-13	28	R Masters	1.0	13-Oct-15
30	A Woodhouse	9.51	8.556	31-Jan-23	31	A Thompson	7.74	10.512	31-Jan-23	28	C Stannard	1.0	13-Oct-15
32	L Bowles	9.62	8.458	31-Jan-23	32	L Williamson	7.77	10.471	22-Oct-19	28	J Lymer	1.0	08-Oct-13
33	M Martinez	9.70	8.388	22-Oct-19	33	D Latham	7.86	10.352	31-Jan-23	28	P Barber	1.0	08-Oct-13
34	R Crossland	9.80	8.302	08-Oct-13	34	K Payne	7.95	10.234	08-Oct-13	28	S Gray	1.0	31-Jan-23
34	J Litherland	9.80	8.302	08-Oct-13	35	J Litherland	7.99	10.183	08-Oct-13	28	C Bowles	1.0	31-Jan-23
36	S Smith	9.97	8.161	27-Jun-17	36	C Roythorne	8.00	10.170	08-Oct-13	28	JJ Hughes-Dowd	1.0	31-Jan-23
37	H Smith	10.00	8.136	31-Jan-23	37	A Woodhouse	8.06	10.095	31-Jan-23	37	C Roythorne	0.5	08-Oct-13
37	JJ Hughes-Dowd	10.00	8.136	31-Jan-23	37	D Hughes-Dowd	8.06	10.095	31-Jan-23	37	D Latham	0.5	31-Jan-23
39	T Hagues	10.14	8.024	27-Jun-17	39	L Elmore	8.54	9.527	13-Oct-15	39	R Lawson	0.0	27-Jun-17
40	C Stannard	10.33	7.876	13-Oct-15	40	M Martinez	8.57	9.494	22-Oct-19	39	T Hagues	0.0	27-Jun-17
41	R Lawson	10.34	7.869	27-Jun-17	41	R Lawson	8.77	9.277	27-Jun-17	39	M Martinez	0.0	27-Jun-17
42	L Elmore	10.78	7.548	13-Oct-15	42	T Hagues	9.10	8.941	27-Jun-17	39	L Elmore	0.0	13-Oct-15
43	P Barber	10.85	7.499	08-Oct-13	43	P Barber	9.56	8.511	08-Oct-13	39	A Thompson	0.0	31-Jan-23
44	D Hughes-Dowd	11.75	6.925	31-Jan-23	44	C Stannard	9.88	8.235	13-Oct-15	39	A Woodhouse	0.0	31-Jan-23

Using SRT F1





### Interlagos Junior Best Off Chart 1

Qualifying					Open Wheel Race Laps					Enclosed Wheel Race Laps				
Pos	Junior	Laps	MPH	Date	Pos	Junior	Laps	MPH	Date	Pos	Junior	Laps	MPH	Date
1	R Litherland	84.3	9.101	27-Jun-17	1	A Turnbull	20.9	9.025	27-Jun-17	1	R Litherland	26.1	11.270	22-Oct-19
2	A Turnbull	82.9	8.949	22-Oct-19	2	R Litherland	18.4	7.945	27-Jun-17	2	A Turnbull	24.6	10.623	22-Oct-19
3	A Hall	76.0	8.205	13-Oct-15	3	A Hall	18.0	7.773	13-Oct-15	3	A Hall	22.6	9.759	13-Oct-15
4	L Turnbull	75.8	8.183	22-Oct-19	4	L Turnbull	17.8	7.686	27-Jun-17	4	L Turnbull	22.4	9.673	22-Oct-19
5	F Holmes	72.5	7.827	27-Jun-17	5	F Holmes	16.6	7.168	13-Oct-15	5	L Bowles	21.8	9.414	31-Jan-23
6	L Bowles	68.8	7.427	31-Jan-23	6	J Martinez	15.7	6.780	22-Oct-19	6	G Reyes-England	20.8	8.982	22-Oct-19
7	E Doyle	65.0	7.017	31-Jan-23	7	G Reyes-England	15.5	6.693	27-Jun-17	7	F Holmes	20.6	8.895	13-Oct-15
8	H Smith	63.1	6.812	31-Jan-23	8	P Martin	14.7	6.348	08-Oct-13	8	H Smith	20.4	8.809	31-Jan-23
9	G Reyes-England	62.9	6.790	22-Oct-19	9	E Doyle	14.7	6.348	31-Jan-23	9	J Martinez	20.0	8.636	22-Oct-19
10	JJ Hughes-Dowd	62.8	6.780	31-Jan-23	10	L Brooks	14.6	6.305	13-Oct-15	10	L Brooks	19.9	8.593	13-Oct-15
11	M Litherland	60.2	6.499	13-Oct-15	10	H Smith	14.6	6.305	31-Jan-23	11	M Litherland	19.5	8.420	13-Oct-15
12	J Martinez	59.8	6.456	22-Oct-19	12	J Perry	14.2	6.132	13-Oct-15	12	JJ Hughes-Dowd	19.4	8.377	31-Jan-23
13	J Elmore	59.4	6.413	13-Oct-15	12	L Bowles	14.2	6.132	31-Jan-23	13	E Doyle	18.7	8.075	31-Jan-23
14	L Brooks	58.0	6.261	13-Oct-15	14	J Elmore	14.0	6.045	13-Oct-15	14	J Thompson	17.4	7.514	31-Jan-23
15	Ca Holland	56.9	6.143	13-Oct-15	14	M Bradley	14.0	6.045	08-Oct-13	15	P Martin	16.8	7.255	08-Oct-13
16	J Thompson	56.7	6.121	31-Jan-23	16	Ca Holland	13.9	6.002	13-Oct-15	16	J Lawson	16.7	7.211	27-Jun-17
17	J Woodhouse	56.3	6.078	31-Jan-23	16	E Jackson	13.9	6.002	13-Oct-15	17	J Woodhouse	16.3	7.039	31-Jan-23
18	M Bradley	56.1	6.056	08-Oct-13	18	J Woodhouse	13.8	5.959	31-Jan-23	18	Ca Holland	16.2	6.995	13-Oct-15
19	P Martin	55.7	6.013	08-Oct-13	19	T James	13.7	5.916	13-Oct-15	19	J Elmore	16.0	6.909	13-Oct-15
20	T James	53.9	5.819	13-Oct-15	19	H Taylor	13.7	5.916	13-Oct-15	20	T James	15.9	6.866	13-Oct-15
21	J Lawson	52.5	5.668	27-Jun-17	21	J Hagues	13.5	5.830	27-Jun-17	21	D Jackson	15.5	6.693	13-Oct-15
21	D Jackson	52.5	5.668	13-Oct-15	22	M Litherland	13.0	5.614	13-Oct-15	21	D Paul	15.5	6.693	27-Jun-17
23	J Perry	51.1	5.516	13-Oct-15	23	D Jackson	12.8	5.527	13-Oct-15	23	H Taylor	15.4	6.650	13-Oct-15
24	I Bradley	50.9	5.495	08-Oct-13	23	JJ Hughes-Dowd	12.8	5.527	31-Jan-23	24	M Bradley	15.0	6.477	08-Oct-13
25	H Taylor	50.8	5.484	13-Oct-15	25	I Bradley	12.5	5.398	08-Oct-13	25	E Woodhouse	14.4	6.218	31-Jan-23
26	E Jackson	50.7	5.473	13-Oct-15	26	J Thompson	12.3	5.311	31-Jan-23	26	J Hagues	14.3	6.175	27-Jun-17
27	J Hagues	50.5	5.452	27-Jun-17	27	D Paul	12.0	5.182	27-Jun-17	27	E Jackson	14.2	6.132	13-Oct-15
28	S Bowman	48.4	5.225	22-Oct-19	28	S Bowman	11.2	4.836	22-Oct-19	28	I Bradley	13.9	6.002	08-Oct-13
29	D Paul	46.3	4.998	27-Jun-17	28	J Lawson	11.2	4.836	27-Jun-17	29	S Bowman	13.8	5.959	22-Oct-19
30	E Woodhouse	43.3	4.674	31-Jan-23	30	E Woodhouse	10.1	4.361	31-Jan-23	30	J Perry	12.5	5.398	13-Oct-15
31	S Martinez	31.4	3.390	22-Oct-19	31	S Martinez	8.1	3.498	22-Oct-19	31	S Martinez	9.8	4.232	22-Oct-19

### Interlagos Junior Best Off Chart 2

Open Wheel Fastest Laps					Enclosed Wheel Fastest Laps					Final Points			
Pos	Junior	Sec	MPH	Date	Pos	Junior	Sec	MPH	Date	Pos	Junior	PTS	Date
1	A Hall	8.17	9.959	13-Oct-15	1	R Litherland	6.25	13.018	22-Oct-19	1	P Martin	3.5	08-Oct-13
2	A Turnbull	8.44	9.640	27-Jun-17	2	A Turnbull	6.37	12.773	27-Jun-17	2	L Brooks	3.0	13-Oct-15
3	R Litherland	8.61	9.450	27-Jun-17	3	L Turnbull	6.95	11.707	22-Oct-19	2	H Taylor	3.0	13-Oct-15
4	J Martinez	8.69	9.363	22-Oct-19	4	G Reyes-England	7.05	11.541	22-Oct-19	2	M Litherland	3.0	13-Oct-15
5	L Brooks	8.87	9.173	13-Oct-15	5	M Litherland	7.07	11.508	13-Oct-15	2	L Turnbull	3.0	27-Jun-17
6	F Holmes	8.91	9.132	13-Oct-15	6	A Hall	7.43	10.951	13-Oct-15	2	JJ Hughes-Dowd	3.0	31-Jan-23
7	L Turnbull	9.00	9.040	27-Jun-17	7	J Martinez	7.45	10.921	22-Oct-19	7	T James	2.5	13-Oct-15
8	Ca Holland	9.41	8.646	13-Oct-15	7	L Bowles	7.45	10.921	31-Jan-23	7	J Hagues (C)	2.5	27-Jun-17
9	L Bowles	9.62	8.458	31-Jan-23	9	JJ Hughes-Dowd	7.49	10.863	31-Jan-23	7	J Martinez (C)	2.5	22-Oct-19
10	D Jackson	9.63	8.449	13-Oct-15	10	H Smith	7.60	10.706	31-Jan-23	10	A Hall	2.0	08-Oct-13
11	P Martin	9.67	8.414	08-Oct-13	11	L Brooks	7.65	10.636	13-Oct-15	10	A Turnbull	2.0	27-Jun-17
12	J Hagues	9.71	8.379	27-Jun-17	12	F Holmes	7.70	10.567	13-Oct-15	10	L Bowles	2.0	31-Jan-23
13	M Bradley	9.85	8.260	08-Oct-13	13	D Paul	7.78	10.458	27-Jun-17	13	I Bradley	1.5	08-Oct-13
14	J Perry	9.92	8.202	13-Oct-15	14	E Doyle	7.81	10.418	31-Jan-23	13	F Holmes	1.5	13-Oct-15
15	H Smith	10.00	8.136	31-Jan-23	15	J Elmore	8.13	10.008	13-Oct-15	13	Ca Holland	1.5	13-Oct-15
15	JJ Hughes-Dowd	10.00	8.136	31-Jan-23	16	H Taylor	8.22	9.898	13-Oct-15	13	D Jackson	1.5	13-Oct-15
17	M Litherland	10.04	8.104	13-Oct-15	17	J Thompson	8.25	9.862	31-Jan-23	13	E Jackson	1.5	13-Oct-15
18	D Paul	10.05	8.096	27-Jun-17	18	Ca Holland	8.28	9.826	13-Oct-15	13	R Litherland	1.5	13-Oct-15
19	E Doyle	10.06	8.088	31-Jan-23	19	E Woodhouse	8.73	9.320	31-Jan-23	13	G Reyes-England	1.5	27-Jun-17
20	J Woodhouse	10.19	7.985	31-Jan-23	20	P Martin	8.89	9.152	08-Oct-13	13	E Doyle	1.5	31-Jan-23
21	E Jackson	10.32	7.884	13-Oct-15	21	J Woodhouse	8.98	9.061	31-Jan-23	13	J Thompson	1.5	31-Jan-23
22	J Lawson	10.38	7.838	27-Jun-17	22	T James	9.07	8.971	13-Oct-15	22	M Bradley	1.0	08-Oct-13
23	J Elmore	10.63	7.654	13-Oct-15	23	J Perry	9.12	8.921	13-Oct-15	22	H Smith (C)	1.0	27-Jun-17
24	G Reyes-England	10.69	7.611	27-Jun-17	24	D Jackson	9.25	8.796	13-Oct-15	22	J Lawson (C)	1.0	27-Jun-17
25	T James	10.80	7.534	13-Oct-15	25	J Lawson	9.37	8.683	27-Jun-17	22	J Perry	1.0	13-Oct-15
26	S Bowman	11.21	7.258	22-Oct-19	26	M Bradley	9.70	8.388	08-Oct-13	22	S Bowman	1.0	22-Oct-19
27	I Bradley	11.37	7.156	08-Oct-13	27	J Hagues	9.95	8.177	27-Jun-17	22	J Woodhouse	1.0	31-Jan-23
28	H Taylor	11.42	7.125	13-Oct-15	27	S Bowman	9.95	8.177	22-Oct-19	28	S Martinez	0.5	22-Oct-19
29	E Woodhouse	12.04	6.758	31-Jan-23	29	E Jackson	10.55	7.712	13-Oct-15	28	D Paul	0.5	27-Jun-17
30	J Thompson	12.12	6.713	31-Jan-23	30	I Bradley	10.95	7.430	08-Oct-13	28	E Woodhouse	0.5	31-Jan-23
31	S Martinez	14.24	5.714	22-Oct-19	31	S Martinez	12.16	6.691	22-Oct-19	28	J Elmore	0.5	13-Oct-15



## LEXAN BODY CATALOGUE

### Legends

SWB = 38mm (1.5")  
between axle centres

LWB = 41mm (1.6")  
between axle centres



AC Cobra  
Convertible  
LWB



Acura NSX  
GT3 2017  
LWB  
30mm Clip



Alfa Romeo 155  
Touring Car  
LWB  
29mm Clip



Alfa Romeo  
BTCC  
LWB  
30mm Clip



Alfa Romeo  
TZ3 Corsa  
SWB  
29mm Clip



Aston Martin  
Vantage GT3  
LWB



Audi  
R8LMS GT3  
LWB



Audi S3  
BTCC  
LWB  
27mm Clip



Austin  
Mini Cooper  
SWB  
28mm Clip



Bentley  
Continental GT3  
LWB  
30mm Clip














BMW  
320i Turbo Grp5  
SWB  
27mm Clip



BMW 1 Series  
BTCC  
LWB  
29mm Clip








































BMW  
M1  
SWB  
30mm Clip
















			
BMW M3 GT2 LWB 27mm Clip	BMW Z4 GT3 LWB	BMW Z8 Convertible LWB 30mm Clip	Bugatti EB110 SWB 32mm Clip
			
Bugatti Veyron LWB 31mm Clip			
			
Chevrolet Nastruck LWB 30mm Clip	Chevron B19 SWB or LWB 29mm Clip	Corvette C5r GT SWB 30mm Clip	Corvette C7r GT 2017 LWB 31mm Clip
			
Corvette C8r GT3 LWB	Corvette Daytona Prototype SWB 30mm Clip	Corvette 1969 Stingray SWB 30mm Clip	
			
Datsun 240Z SWB 27mm Clip	Datsun Fairlady 2000 LWB 26mm Clip	Dodge Challenger LWB 31mm Clip	

			
Ferrari 250 gt Berlinetta Lusso SWB 30mm Clip	Ferrari 250 GTO LWB 29mm Clip	Ferrari 308 GTb LWB 28mm Clip	Ferrari 365 GTb Daytona SWB 28mm Clip
			
Ferrari 488 Gte LWB 29mm Clip	Ferrari 512 LM SWB or LWB 29mm Clip	Ferrari 575 GTc LWB 30mm Clip	Ferrari 612 Can-Am SWB 32mm Clip
			
Ferrari F40 SWB 32mm Clip	Ferrari Testarossa SWB 32mm Clip	Ford Capri SWB 30mm Clip	Ford Escort SWB 29mm Clip
			
Ford Custom Van LWB 30mm Clip	Ford Focus RS BTCC LWB 29mm Clip	Ford 2006 GT LWB 29mm Clip	Ford 2016 GT LWB Body Pins Only
			
Ford GT40 SWB 29mm Clip	Ford 2005 Mustang LWB 27mm Clip		

			
Honda Civic BTCC LWB 28mm Clip	Honda Integra LWB 28mm Clip	Honda S2000 SWB 26mm Clip	
			
Jaguar D Type LWB 30mm Clip	Jaguar XJ 220 LWB 32mm Clip	Jaguar XJR 5 (Grp 44) SWB 32mm Clip	Jaguar XJR 9 (Grp C) SWB or LWB 33mm Clip
			
Jaguar XKR GT3 LWB 30mm Clip			Koenigsegg CCX LWB 30mm Clip
			
Lamborghini Contach SWB 29mm Clip	Lamborghini Huracan GT3 LWB 32mm Clip	Lamborghini Miura Concept LWB 30mm Clip	Lamborghini Miura Jota SWB 28mm Clip
			
Lancia LC2 SWB 31mm Clip	Lotus Elise LWB 27mm Clip	Lotus Espirit LWB	Lotus Europa LWB 31mm Clip

			
Matchbox Hi-Tailer LWB 33mm Clip	Mazda 787b (Grp C) LWB 30mm Clip	Mazda RX7 SWB 27mm Clip	McLaren F1 GTr LWB
			
McLaren MP4 12C GT3 LWB 28mm Clip	Mercedes Gullwing 300SL SWB	Mercedes 300SLR LWB	Mercedes CLK GTB LWB 30mm Clip
			
Mercedes DTM Car LWB 30mm Clip	MG 6GT BTCC LWB 28mm Clip	Mini Mini Cooper LWB 27mm Clip	Morris Minor LWB 27mm Clip
			
Mustang 1967 GT 500 SWB 30mm Clip	Mustang Mach 1 SWB 30mm Clip		
			
Nascar  SWB 32mm Clip	Nissan 300ZX SWB 31mm Clip	Nissan March 86G Gtp SWB or LWB 30mm Clip	Nissan R390 GT LWB 32mm Clip

			
Nissan 1989 R89C LWB 32mm Clip	Nissan 1977 Skyline GT-R LWB 27mm Clip	Nissan R32 Skyline SWB 30mm Clip	Nissan Grp C SWB 32mm Clip
			
Pagani Huayra LWB 29mm Clip	Pagini Zonda C12 LWB 30mm Clip	Panoz 1999 LMP-1 LWB 32mm Clip	Peugeot 905 Grp C SWB or LWB 31mm Clip
			
Pontiac 1977 Firebird LWB 30mm Clip	Porsche 908 SWB 29mm Clip	Porsche 910 LWB 32mm Clip	Porsche 911 GT3 SWB 27mm Clip
			
Porsche 911 Turbo RSR GT3 LWB 28mm Clip	Porsche 917 SWB or LWB 31mm Clip	Porsche 934 Turbo RSR SWB 26mm Clip	Porsche 935 Turbo SWB 28mm Clip
			
Porsche 956 Grp C SWB 31mm Clip	Porsche 959 SWB 29mm Clip	Porsche 962 Grp C LWB 32mm Clip	

			
Renault Clio Cup Car LWB 30mm Clip	Renault Clio V6 LWB 29mm Clip	Renault Megane Trophy LWB 30mm Clip	Renault RS01 GT LWB 28mm Clip
			
Saleen S7 LWB	Sauber Mercedes C11 Grp C SWB or LWB 32mm Clip	Shadow MK 11a LWB 31mm Clip	Shelby Cobra Daytona Coupe SWB 31mm Clip
			
Subaru Levorg BTCC LWB 28mm Clip			
			
Toyota 88C-V Grp C SWB or LWB 32mm Clip	Toyota GT-One LWB	Triumph TR7 LWB 28mm Clip	TVR Sagaris LWB
			
Wiesmann GT MF5 SWB or LWB			Zakspeed Grp 5 Capri SWB or LWB 30mm Clip



# Where is DHORC?

Derby HO Racing Club 

[www.dhorc.co.uk](http://www.dhorc.co.uk)

# dhorc



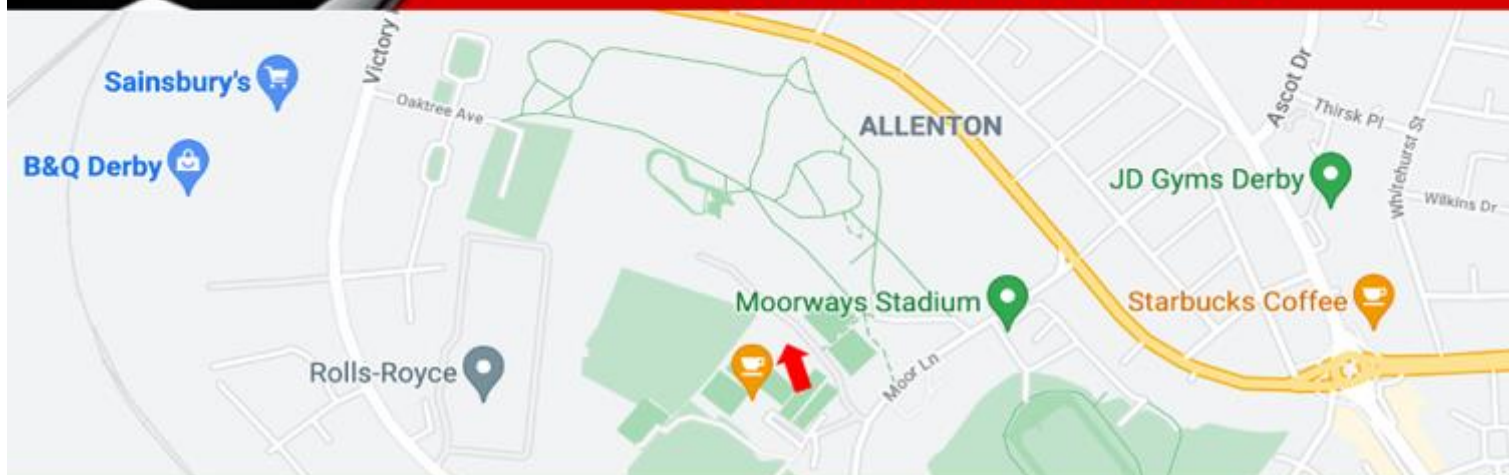
Home of HO Le Mans

TOMY AFX  
TYCO

Derby H:O Racing Club  
A Record Breaking Club



[www.dhorc.co.uk](http://www.dhorc.co.uk)



## DHORC's Club Room

DERBY LEISURE  
& EVENTS VENUE



## Derby Leisure Ltd Table Tennis Room

Derby Leisure Ltd,  
Moor Lane, Allenton  
Derby, DE24 9HY

Derby HO Racing Club 

# dhorc

Home of HO Le Mans

Carrera  
DIGITAL

Nick Sismey  
[sismey80@hotmail.co.uk](mailto:sismey80@hotmail.co.uk)  
07984 339192