

Visit dhorc.co.uk or Find us on **facebook**

Derby HO Racing Club 

www.dhorc.co.uk

dhorc

Home of HO Le Mans

TOMY **FX**
TYCO

Club Night

6 7 0

Round 12

Interlagos – GC

18 Jul 23



ADULTS

- 01** A SMITH
- 02** S GOODLIP
- 03** A TURNBULL

JUNIORS

- 01** L BOWLES
- 02** JJ HUGHES-DOWD
- 03** J WOODHOUSE

This Week: Six Club Nights in a week – Oval racing to return to DHORC

History and Key Facts

HO Club founded on 7 July 1992

- DHORC: Derby HO Racing Club ("HO" Is The Scale = 1/64th)
- Section of Derby Leisure Limited, open to all!
- Home of world famous international Le Mans 24 Hour race.
- Smaller scale version of Scalextric, once set up works all night!
- Four and Eight lane circuits
- Computerised timing
- Statistics for every meeting and every member since July 1992
- Over 20 race meetings each year
- 50+ circuit designs, up to 567 feet in length
- Eight-lane routed DHORCingham oval
- Two car categories – Tyco open wheel (F1)
– Tomy SGP, BSRT, VSR enclosed wheel (GC)



Carrera Digital Club 1st race 18 January 2022

- 1/32nd Carrera Digital GT Cars
- 13 Evenings a year, minimum 3x15-minute races per driver per evening.
- 6 circuits, 2 evenings per circuit + Le Mans
- Full computerised timing and stats through SmartRace App



The Club Nights and Magazine Coverage

HO

- Racing starts between 18:45 and 19:00 hours – Finished by 21:30 hours
- Minimum of four 3-minute qualifying races & up to two Finals (F1 & GC) for each member
- Championship points for all members
- Magazine produced for every single meeting and covering every track statistic

Carrera Digital

- Racing starts between 18:00 and 18:15 hours – Finished by 21:30 hours
- Magazine produced after each evening
- Championship points for all members

- Rules & regulations booklet covering all the DHORC rules produced each year
- Great family atmosphere, a help-all culture

Membership Fees, Car Costs and Prizes

- Adult £30 and junior (under 16) £15 for HO & Carrera, £40/£20 combined
- Only £50 Total expenditure for two cars HO Cars, £65 one Carrera
- All cars and spares can be bought at club
- Adult, Masters (over 56), Junior (16 & under) HO championships





Editorial 670



Six Club Nights in 7 Days! With Interlagos running double Finals on Tuesday night for the first time in its 29 years as a DHORC track, it means for the first time in the Club's history we will run six Club Nights within a week!

That is because at the DHORCingham Oval evening next Tuesday we will be running four Club Nights to go with the two this week. The previous record was five Club Nights in a week.

Before we talk further about DHORCingham we have to congratulate **Angus Smith** for winning both the Adults and Masters at the Interlagos GC Club Night and **Lewis Bowles** the Juniors. They are therefore both in a good place for the fastest class for next Tuesday's oval meeting.

Just to remind you all there will be four classes of cars run next week as follows:-

1. DHORC provided brass weighted V-Jet F1 cars.
2. DHORC provided Bulldog GC cars.
3. Members own Tyco F1 cars
4. Members own Viper GC cars

Qualifying is run one by one (well two racers on at the same time with different cars) with the time taken to run 5 laps setting the grid.

The Finals will actually be Groups (although you will get Final points. 4.0 for a win down to 0.5 points for eighth) as you can win the overall Club Night from any Group. The most laps wins, as we did in the last few events of our 10-lane ovals.

Bring it on!

Nick Sismey



Front Cover: Adam Turnbull and Lewis Bowles marshalling in unison.

Derby HO Racing Club		Committee...2023		Derby HO Racing Club	
Chairman / Treasurer	Nick Sismey	M 07984 339 192	sismey80@hotmail.co.uk		
Vice Chairman	Phil Rees	M 07912 378 652	dhorcman.p.r@ntlworld.com		
Secretary	Laura Edwards	M 07501 217 254	laurabubbles07@hotmail.co.uk		
Spares	Geoff Peach	M 07443 585 902	geoff@geoffpeach.com		
Race Control	Liam Smith	M 07477 698 158	liam-smith-93@hotmail.co.uk		
Race Control	Darryn Mutch	M 07954 741 677	darrynmutch@live.co.uk		
Scrutineer	Dean Garbett	M 07964 854 084	garbettd@sky.com		
Carrera Digital Scrutineer	Angus Smith	M 07591 813 431	angus@angussmith500.plus.com		
Carrera Digital	John Lamb	M 07758 917 497	john.lamb22@ntlworld.com		
Carrera Digital	Steve White	M 07859 999 480	wslotcarsteve@gmail.com		

ROLLS-ROYCE SLOT CAR MAGAZINE IS PUBLISHED AND COPYRIGHT 2023 BY DHORC, AND NO PORTION MAY BE REPRODUCED OR TRANSMITTED WITHOUT WRITTEN PERMISSION, AND MAY CONTAIN ARTICLES AND GRAPHICS REPRINTED WITH THE PERMISSION OF THE ORIGINAL COPYRIGHT HOLDER, WHO RETAINS ALL RIGHTS,

Contents670

Page	Details
003	Editorial
004	Contents
005	News & Views Including..... 1. Acknowledgements 2. DHORCingham Oval is up next - 25Jul23
006	2023 Calendar
007	2023 Winners & Continuous Club Night Attendance Records
008	DHORC Official Clothing
009	Slot Cars & Spares
010	Razorlite Lexans HO
011	Race Report – Interlagos GC – 18 July 2023 - Round 12 of 28 Including..... Page 20 - Race Results Page 26 - Best Results Page 38 - Championship Tables
044	Members' Statistics
058	Next Race - DHORCingham Oval – 25 July 2023 - Rounds 13, 14, 15 & 16 of 28
061	Razorlite Lexans HO Catalogue



SLOTCARSDIRECT
UK's HO 1/64th Slot Car Specialist
We specialize in Tomy AFX, Viper Scale Racing
and Bulldog Racing Products.



News & Views.....670

1. Acknowledgements for DHORC 670

Phil Rees	Parc Ferme & Everything Else	Adam Turnbull	Marshalling & PA
John Lamb	Setting Up	Dan Hughes-Dowd	Marshalling & PA
Stuart Gray	Setting Up, Marshalling & PA	JJ Hughes-Dowd	Marshalling & PA
Angus Smith	Setting Up, Marshalling & PA	Chris Bowles	Marshalling
Dan Turnbull	Race Control & Packing Away	Lewis Bowles	Marshalling
Simon Goodlip	Race Control, Marshalling & PA	Alan Stevenson	Marshalling
Lewis Blacker	Parc Ferme, Marshalling & PA	Timmy Stevenson	Marshalling
Ellis Woodhouse	Marshalling & Car Collecting	Andrew Woodhouse	Marshalling
Jenson Woodhouse	Marshalling	Denis Latham	Marshalling & PA

2. DHORCingham Oval is up next – 25Jul23

We are back oval racing next Tuesday, for the first time since our 10-lane Daytona Club Night on 11Feb20. That evening was also our last race before COVID-19 closed DHORC for 17 months. **Simon Goodlip** won the Adults, **Dean Garbett** the Masters and **Reuben Litherland** the Juniors. Who will be the first to win at DHORCingham?

Also with four Club Nights with four different chassis during the evening, will someone win all four Rounds! Time will tell. The F1 Viper Jet and GC Bulldog chassied cars are shown below.



Derby HO Racing Club		Calendar 2023			Derby HO Racing Club		
Day	Date	Location	Round	Round	Track		
Tuesday	10-Jan	Table Tennis Room	1	(F1)	Miami (NEW)		
Thu-Sun	12-15-Jan	NEC	Corporate		Autosport International Racing Car Show		
Tuesday	31-Jan	Table Tennis Room	2	(GC)	Interlagos		
Saturday	04-Feb	Lockington Village Hall	Corporate		Charity Event		
Tuesday	21-Feb	Table Tennis Room	3	(F1)	4 (GC) Cadwell Park		
Tuesday	14-Mar	Table Tennis Room	5	(F1)	Monaco		
Tuesday	04-Apr	Table Tennis Room	6	(GC)	Long Beach		
Sat/Sun	29/30Apr	Donington Park	Corporate		Donington Historic Festival		
Tuesday	02-May	Table Tennis Room	7	(F1)	8 (GC) Zandvoort		
Wednesday	03-May	Table Tennis Room	Corporate		ALTEN		
Tuesday	23-May	Table Tennis Room	9	(F1)	Nashville		
Sat/Sun	27/28May	Donington Park	Corporate		British GT		
Tuesday	06-Jun	Table Tennis Room	Cancelled		Donington Park		
Tuesday	27-Jun	Table Tennis Room	10	(GC)	Miami		
Tuesday	18-Jul	Table Tennis Room	11	(F1)	12 (GC) Interlagos		
Tuesday	25-Jul	Table Tennis Room	13	(F1)	14 (GC) DHORCIngham Oval (NEW)		
Tuesday	08-Aug	Table Tennis Room	15	(F1)	16 (GC) Cadwell Park		
Sat/Sun	12/13Aug	Donington Park	Corporate		Convoy in the Park		
Sunday	20-Aug	Donington Park	Corporate		Tunerfest		
Sat/Sun	26/27Aug	Donington Park	Corporate		BTCC (Provisional)		
Tuesday	12-Sep	Table Tennis Room	19	(F1)	20 (GC) Monaco		
Tuesday	03-Oct	Table Tennis Room	21	(F1)	22 (GC) Long Beach		
Tuesday	17-Oct	Table Tennis Room	23	(F1)	24 (GC) Zandvoort		
Sat/Sun	21/22Oct	Donington Park	Corporate		British GT		
Tuesday	14-Nov	Table Tennis Room	25	(F1)	26 (GC) Nashville		
Tuesday	21-Nov	Table Tennis Room			AGM		
Tuesday	28-Nov	Table Tennis Room	27	(F1)	28 (GC) Donington Park		
Derby HO Racing Club		Carrera DIGITAL		Derby HO Racing Club		Carrera DIGITAL	
Day	Date	Location	Rounds*	Track			
Tuesday	03-Jan	Table Tennis Room	Test Night	Imola			
Tuesday	17-Jan	Table Tennis Room	1 2 3	Imola (New)			
Tuesday	07-Feb	Table Tennis Room	4 5 6	Imola			
Tuesday	14-Feb	Table Tennis Room	Test Night	Paul Ricard			
Saturday	18-Feb	Table Tennis Room	DISCA/DHORC	Sebring 3 Hours - Oxigen/Carrera GT4			
Tuesday	07-Mar	Table Tennis Room	7 8 9	Paul Ricard (New)			
Tuesday	28-Mar	Table Tennis Room	10 11 12	Paul Ricard			
Tuesday	18-Apr	Table Tennis Room	Test Night	Road Atlanta			
Tuesday	09-May	Table Tennis Room	13 14 15	Road Atlanta (New)			
Tuesday	13-Jun	Table Tennis Room	16 17 18	Road Atlanta			
Tuesday	20-Jun	Table Tennis Room	Test Night	Brands Hatch			
Tuesday	04-Jul	Table Tennis Room	19 20 21	Brands Hatch (New)			
Tuesday	01-Aug	Table Tennis Room	22 23 24/25	Brands Hatch			
Tuesday	19-Sep	Table Tennis Room	26 27 28	Sakhir			
Tuesday	10-Oct	Table Tennis Room	29 30 31/32	Sakhir			
Tuesday	31-Oct	Table Tennis Room	Test Night	Monza			
Tuesday	07-Nov	Table Tennis Room	33 34 35	Daytona Sports Car Course			
Friday	17-Nov	Table Tennis Room	Test Night 36	Le Mans			
Saturday	18-Nov	Table Tennis Room	37 38 39 40 41	Le Mans (New)			
Saturday	25-Nov	Table Tennis Room	DISCA/DHORC	Fuji 6 Hours - Oxigen/Carrera WEC			
Tuesday	12-Dec	Table Tennis Room	42 43 44	Daytona Sports Car Course			

Key: 20 or less HO racers then double finals, 21 and above then single finals

* Could be more than three Digital Rounds on a night, depending on attendance.

Note: 75% of HO Rounds count towards DHORC Championship which equals 21

Note: 75% of Digital Rounds count towards Carrera Championship which equals 32

Winners 2023

GC Qualifies on Yellow & Red, F1 on Green & Blue Lanes from Round 10

Day	Date	Rnd	Track	Final	Adults	Masters	Juniors	Wooden
Tue	10-Jan	1	Miami	F1	L Pateman	A Smith	L Bowles	A Stevenson
Tue	31-Jan	2	Interlagos	GC	A Smith	A Smith	L Bowles	A Woodhouse
Tue	21-Feb	3	Cadwell Park	F1	A Smith	A Smith	L Bowles	M Dutson
Tue	21-Feb	4	Cadwell Park	GC	S Goodlip	S Goodlip	L Bowles	M Dutson (2)
Tue	14-Mar	5	Monaco	F1	S Goodlip	S Goodlip	JJ Hughes-Dowd	A Stevenson (2)
Tue	04-Apr	6	Long Beach	GC	S Goodlip	S Goodlip	L Bowles	A Thompson
Tue	02-May	7	Zandvoort	F1	P Rees	P Rees	JJ Hughes-Dowd	A Thompson
Tue	02-May	8	Zandvoort	GC	L Pateman	S Goodlip	L Bowles	A Thompson
Tue	23-May	9	Nashville	F1	L Pateman (3)	S Goodlip	JJ Hughes-Dowd (3)	A Woodhouse
Tue	27-Jun	10	Miami	GC	A Smith	A Smith	L Bowles	A Thompson (4)
Tue	18-Jul	11	Interlagos	F1	S Goodlip (4)	S Goodlip (6)	L Bowles	A Woodhouse
Tue	18-Jul	12	Interlagos	GC	A Smith (4)	A Smith (5)	L Bowles (9)	A Woodhouse (4)
Tue	25-Jul	13	DHORCingham	F1				
Tue	25-Jul	14	DHORCingham	GC				
Tue	25-Jul	15	DHORCingham	F1				
Tue	25-Jul	16	DHORCingham	GC				
Tue	08-Aug	17	Cadwell Park	F1				
Tue	08-Aug	18	Cadwell Park	GC				
Tue	12-Sep	19	Monaco	F1				
Tue	12-Sep	20	Monaco	GC				
Tue	03-Oct	21	Long Beach	F1				
Tue	03-Oct	22	Long Beach	GC				
Tue	17-Oct	23	Zandvoort	F1				
Tue	17-Oct	24	Zandvoort	GC				
Tue	14-Nov	25	Nashville	F1				
Tue	14-Nov	26	Nashville	GC				
Tue	28-Nov	27	Donington Park	F1				
Tue	28-Nov	28	Donington Park	GC				

Race Winners



Derby HO Racing Club
www.dhorc.co.uk

Home of HO Le Mans

Adults



Angus Smith
Adults

Masters



Angus Smith
Masters

Juniors



Lewis Bowles
Juniors

Wooden



Andrew Woodhouse
Wooden

Continuous Club Night Attendance Records

Members below have built up ten or more continuous Club Night attendances, including DHORC 670:-

Nick Sismey	219 Club Nights	Phil Rees	57	Lewis Blacker	42
Dan Turnbull	34	Dan Hughes-Dowd	20	JJ Hughes-Dowd	20
Adam Turnbull	18	Simon Goodlip	12	Timmy Stevenson.	10

Record Continuous Club Night Attendance Nick Sismey 219

Record Continuous Evening Attendance Nick Sismey 196

Record Continuous Club Night Attendance from 1st Race Martin Allsopp 131

Derby HO Racing Club  www.dhorc.co.uk



Official Clothing

Home of HO Le Mans 



Please contact Nick Sismey



Slot Cars & Spares



Open Wheel (F1)



	Chassis	£10.00	
	Car (+ £7.5 if Painted)	£15.00	
	Resin Shell (+ £7.5 if Painted)	£6.00	
Pickup Shoes (Pair)	£1.00	Bulkhead	£5.00
Pickup Springs	£0.25	Armature	£4.00
Pinion Gear	£1.00	Crown Gear	£2.00
Front Tyres (Pair)	£1.50	Rear Tyres (Pair)	£2.00
Front Axle	£2.00	Rear Axle	£3.00
Brush Springs (Pair)	£1.00	Guide Pins	£1.00
Brushes (Pair)	£1.00	Traction Magnets (Pair)	£2.00
Motor Magnets (Pair)	£2.45	Brush Tubes (Pair)	£2.00



Enclosed Wheel (GC)

	#902 G3 or VSR Chassis	£30.00	(1st one £20)
	Wet Weather V-Jet	£31.50	
	Painted Lexan Body	£7.50+	
#250B G3 Pickup Shoes (Pair)	£1.00	#925 G3 Endbell	£6.00
Pickup Springs	£0.25	Armature	£4.00
#417 7T Delrin Pinion Gear	£1.00	24T Delrin Crown Gear	£2.00
SGP Black Pinion	£0.30	Spacer washer	£0.25
#950 G3 Front Tyres (Pair)	£1.50	22T VSR Crown Gear	£2.00
Front Axle, Wheels and Tyres	£4.00	Rear Tyres (Pair)	£2.00
Rear Axle and Washer	£5.50	#941 Guide Pins	£1.00
Rear Double Flanged Hubs (Pair)	£3.50	Front Wheels (Pair)	£2.00
	VSR Pro Blank Chassis	£8.50	
	Front Axle, Hubs & 'O' Rings	£3.00	



Updated 30Sep18



Visit our
Facebook Page
or the back of
this magazine



Clear plastic bodies to suit a variety of HO
chassis. Many not found elsewhere



Race Report



Round 12

Interlagos – GC Finals

18 July 2023

Round 2		Interlagos (Brazil)			Rounds 11&12	
Previous Results						
Adults			1st	2nd	3rd	
DHORC 23	04-Jan	1994	203'1"	N Sismey	J Tague	S Goodlip
DHORC 24	28-Jan	1994	203'1"	S Goodlip	M Chadwick	N Sismey
DHORC 25	15-Feb	1994	203'1"	J Neale	N Sismey	J Tague
DHORC 26	08-Mar	1994	203'1"	J Tague	A Smith	J Neale
DHORC 78	01-Apr	1997	203'1"	M Chadwick	S Goodlip	N Sismey
DHORC 98	31-Mar	1998	203'1"	N Sismey	M Chadwick	S Goodlip
DHORC 118	30-Mar	1999	203'1"	N Sismey	P Rees	R Seaman
DHORC 138	28-Mar	2000	203'1"	L Pateman	M Chadwick	S Goodlip
DHORC 249	03-May	2005	203'1"	M Chadwick	N Sismey	W Lander
DHORC 304	16-Oct	2007	203'1"	W Lander	N Sismey	J Sismey
DHORC 347	06-Oct	2009	203'1"	J Sismey	L Pateman	N Sismey
DHORC 400	11-Oct	2011	203'1"	L Pateman	P Rees	S Anand
DHORC 452	08-Oct	2013	114'0"	J Sismey	N Sismey	L Smith
DHORC 504	13-Oct	2015	114'0"	N Sismey	P Rees	D Passell
DHORC 510	09-Feb	2016	414'2"	J Sismey	S Goodlip	N Sismey
DHORC 548	27-Jun	2017	114'0"	S Goodlip	N Sismey	L Pateman
DHORC 610	22-Oct	2019	114'0"	A Smith	L Pateman	P Rees
DHORC 660	31-Jan	2023	114'0"	A Smith	S Goodlip	A Turnbull
DHORC 669	18-Jul	2023	114'0"	S Goodlip	A Smith	N Sismey
DHORC 670	18-Jul	2023	114'0"	A Smith	S Goodlip	A Turnbull
Juniors			1st	2nd	3rd	
DHORC 23	04-Jan	1994	203'1"	M Minnis	AJ McPeake	K Schofield
DHORC 24	28-Jan	1994	203'1"	M Minnis	AJ McPeake	J Henry
DHORC 25	15-Feb	1994	203'1"	M Minnis	AJ McPeake	C Davenport
DHORC 26	08-Mar	1994	203'1"	M Minnis	AJ McPeake	C Davenport
DHORC 78	01-Apr	1997	203'1"	C Bowles	J Henry	J Stevenson
DHORC 98	31-Mar	1998	203'1"	T Pank	C Bowles	J Stevenson
DHORC 118	30-Mar	1999	203'1"	C Bowles	J Henry	D Barker
DHORC 138	28-Mar	2000	203'1"	J Henry	T Pank	P Connally
DHORC 249	03-May	2005	203'1"	T Chadwick	J Sismey	T Measham
DHORC 304	16-Oct	2007	203'1"	C Bullock	A Hughes	M Warren
DHORC 347	06-Oct	2009	203'1"	L Smith	K Levers	J Mellor
DHORC 400	11-Oct	2011	203'1"	J Mellor	J Pateman	J Lister
DHORC 452	08-Oct	2013	114'0"	A Hall	P Martin	R Litherland
DHORC 504	13-Oct	2015	114'0"	A Hall	F Holmes	M Litherland
DHORC 510	09-Feb	2016	414'2"	A Turnbull	F Holmes	R Litherland
DHORC 548	27-Jun	2017	114'0"	A Turnbull	F Holmes	L Turnbull
DHORC 610	22-Oct	2019	114'0"	A Turnbull	L Turnbull	R Litherland
DHORC 660	31-Jan	2023	114'0"	L Bowles	E Doyle	JJ Hughes-Dowd
DHORC 669	18-Jul	2023	114'0"	L Bowles	JJ Hughes-Dowd	J Woodhouse
DHORC 670	18-Jul	2023	114'0"	L Bowles	JJ Hughes-Dowd	J Woodhouse
Circuit Records			Lap Length 114'			
Qualifying						
F1/GC	S Goodlip	31Jan23	97.7 Laps			
F1	S Goodlip	18Jul23	42.5 Laps			
GC	A Smith	18Jul23	55.3 Laps			
Fastest Laps						
F1	S Goodlip	22Oct19	7.01 Secs			
GC	L Pateman	22Oct19	5.45 Secs			
Race Laps						
F1	S Goodlip	31Jan23	23.0 Laps			
GC	A Smith	31Jan23	28.4 Laps			
Final Points						
5.0 Points	M Allsopp	27Jun17				



DHORC 669 & 670



Angus Smith setting up his cars prior to his 48th win

GC Finals ADULT REPORT GC Finals

Angus fights back

'A' Final – Angus Smith matched Simon Goodlip's fourth win of the year in the earlier F1 Club Night, by taking his fourth win in the GC race. As with F1 Angus set a new GC Pole track record at Interlagos as the previous 18 Club Nights on Interlagos were single Finals. Interestingly the combined totals of the two Poles on Tuesday, F1 (42.5 laps) and GC (55.3 laps) totalled only 0.1 laps more than the single Finals record of 97.7 laps! This was also Angus' third win at Interlagos in the last four races held at the Brazilian circuit.

Angus equalled his own Interlagos race laps record with 28.4 laps in the Final, his 60th best race laps on a Club Night, his first since 21Feb23. This put him 1.4 laps ahead of new Championship leader Simon at the flag, the latter only losing out by four points as he set the most laps and fastest lap in Qualifying giving him four points to Angus' one. This was Simon's 57th career fastest lap, placing him second in the all-time record charts. Simon now leads Angus by 46 points with erstwhile leader Lee Pateman 28 points further back after missing Tuesday night's racing. Just to show how closely matched these three are the three fastest laps recorded at Interlagos are covered by just 0.02 seconds, Lee on 5.45, Angus and Simon both on 5.47!

Adam Turnbull took second in Qualifying, just 0.6 laps separating him from his second career Pole. He would take his third podium of the year exactly a lap behind Simon. Nick Sismey thanked his lucky stars his Porsche 917 lasted the full three minutes of an exciting 'B' Final as after a mere 0.7 laps of the 'A' his car stopped dead with a toothless crown gear!

Derby HO Racing Club
www.dherc.co.uk
Home of HO Le Mans

Round 12 - ADULTS
Interlagos GC - Brazil
18 July 2023

2nd	1st	3rd
Simon Goodlip	Angus Smith	Adam Turnbull



Both Angus and Simon Goodlip are on four wins with Simon leading the Championship



Lewis Bowles took his 8th and 9th Junior win of the year at Interlagos extending his Championship lead

'B' Final – **Chris Bowles** thought he had done enough to win the penultimate Final of the evening after clawing back Nick's lap lead and then taking out a lap lead himself. However instead of sitting on Nick's shoulder for the second half of the three-minutes Chris couldn't help himself racing the former. A couple of offs reduced his lead to just three tenths of a lap as the 10 second warning beeped out of the Tomy Timers. Racing down the back straight (Reta Oposta) for last time Chris hit the barrier going into the left handed Descida Do Lago, allowing Nick back passed to take the win by 0.4 laps. They were only separated on lap time by 0.05 seconds, Chris the quickest.

While this was all going on 'C' Final winner **Dan Turnbull** was battling it out with **Phil Rees** for sixth place , Dan taking it by 1.1 laps despite a lap time over a quarter of a second slower than Phil's.

'C' Final – **Lewis Blacker** had a much better GC Qualifying than F1, taking 8th on the grid compared to 14th. He maintained this position through to the flag beating his F1 finish by a single placing, 0.6 laps behind 'B' Final destined Dan. Following his three points in F1 he now leads the DHORC Challenge on his own by 2.5 points from Simon.

Lewis Bowles was only 0.4 laps behind his namesake in ninth while his main competitor in the Juniors **JJ Hughes-Dowd** won through from the 'D' Final to finish just 0.1 laps further back. A mere 1.1. laps covered the field in the closest Final of the night. JJ's 6.74 second lap was the sixth best of the night beating his previous PB of 8th on 02May23.

'D' Final – **Stuart Gray** stopped alongside JJ as the power ebbed away at the end of the fourth GC Final of the night. However JJ was a further lap up the road, taking him to the 'C'. **Denis Latham's** GC car behaved itself much better than his F1 in Qualifying taking 14th on the grid. He would finish two places higher in 12th some 1.5 laps ahead of **Dan Hughes-Dowd** despite just 0.05 seconds separating them on lap times. This was Dan's 20th Club Night, the 86th Adult to achieve this goal. Thanks for your support Dan.

'Early E' Final – **Alan Stevenson** out qualified **Andrew Woodhouse** this time, by seven laps, going on to win the Early Final by 7.3 laps as Andrew suffered car problems. He had forgotten his own cars so, like Jenson and Ellis, had to run Club Cars all night! He took his fourth Wooden Spoon of the year as a consequence.

MASTERS REPORT

Angus one behind Simon

Angus made it five Master wins in 2023, one behind second placed Simon who continues to lead the Championship. Third was Nick, then Phil and Stuart.





Adam Turnbull took his best result of the night in GC with third



Alan Stevenson won both Adult Early Finals at Interlagos

JUNIOR REPORT

Lewis back in Championship lead

'A' Final – Lewis Bowles' back to back Poles rewarded him with two new track records. His latest hattrick also added up to his 25th career win, with nine victories in 2023. JJ Hughes-Dowd challenged him right down to the wire in Qualifying matching him with laps on Yellow lane, losing out on his sixth Pole by just 1.1 laps. However in the 'A', despite lapping just 0.07 seconds slower, he lost 3.9 laps to Lewis as the latter took over the Championship lead. He also reduced JJ's Final Challenge lead to one point.

Lewis 26th fastest lap takes him into the top ten in the all-time charts while JJ completed his 20th Club Night, the 80th to pass this milestone – nice one JJ. Jenson Woodhouse again took third to make it three straight Club Nights with these three racers in these places on the podium. He again beat double Interlagos 'B' Final winner Timmy Stevenson who took fourth 1.6 laps behind Jenson.



'B' Final – Ellis Woodhouse did the best he could with a Club Car, as he lost a lap a minute to Timmy, to take back to back fifth place finishes. Timmy's second win of the evening trebled his previous Final wins. His 16.9 laps here was also good enough to record the third best race laps at a Club Night beating his fourth on 13Dec22.

Tommy Tyco



Timmy Stevenson won both Junior 'B' Finals on the night.

Race Results



Who Came Where?

Who Scored What?



Denis Latham teaching Nick Sismey how to marshal!



DERBY H:O RACING CLUB CHAMPIONSHIP RACE 670																
Interlagos GC - 18 July 2023 - Round 12																
MASTER POINTS TABLE (NIM = NON MEMBER)																
Derby HO Racing Club Home of HO Le Mans event@open					Derby HO Racing Club Home of HO Le Mans event@open					Derby HO Racing Club Home of HO Le Mans event@open						
QUALIFYING					FASTEST LAPS					POINTS TOTAL						
POS	ADULT	LAPS	ADULT	PTS	POS	ADULT	TIME	MPH	POS	ADULT	LAPS	ADULT	PTS	POS	ADULT	PTS
1	A Smith (M)	55.3	1	A Smith (M)	45	1	S Goodlip (M)	5.47	14.210	1	A Smith (M)	28.4	1	A Smith (M)	46	3.0
2	A Turnbull	54.7	2	S Goodlip (M)	38	2	A Smith (M)	5.67	13.709	2	S Goodlip (M)	28.2	2	S Goodlip (M)	42	2.5
3	S Goodlip (M)	52.5	3	A Turnbull	34	3	A Turnbull	5.95	13.063	3	A Turnbull	27.7	3	A Turnbull	34	2.5
4	N Sismey (M)	51.0	4	N Sismey (M)	31	4	C Bowles	6.19	12.557	4	C Bowles	26.4	4	N Sismey (M)	31	2.0
5	C Bowles	50.1	5	C Bowles	29	5	N Sismey (M)	6.30	12.338	5	N Sismey (M)	26.3	5	C Bowles	29	1.5
6	P Rees (M)	45.6	6	D Turnbull	28	6	JJ Hughes-Dowd	6.74	11.532	6	D Turnbull	23.6	6	D Turnbull	28	1.5
7	D Turnbull	45.2	7	P Rees (M)	27	7	L Blacker	6.75	11.515	7	P Rees (M)	23.2	7	P Rees (M)	27	1.5
8	L Blacker	44.5	8	L Blacker	26	8	D Turnbull	6.88	11.298	8	L Blacker	22.8	8	L Blacker	26	1.5
9	L Bowles	42.7	9	L Bowles	25	9	P Rees (M)	6.92	11.232	9	L Bowles	22.5	9	A Turnbull	25	1.0
10	JJ Hughes-Dowd	41.6	10	JJ Hughes-Dowd	24	10	L Bowles	7.05	11.025	9	JJ Hughes-Dowd	22.5	10	JJ Hughes-Dowd	24	1.0
11	S Gray (M)	40.5	11	S Gray (M)	23	11	A Stevenson	7.18	10.826	11	A Stevenson	22.1	11	S Gray (M)	23	1.0
12	A Stevenson	39.1	12	D Latham	22	12	D Hughes-Dowd	7.36	10.561	12	S Gray (M)	20.8	12	D Latham	22	0.5
13	D Hughes-Dowd	35.3	13	D Hughes-Dowd	21	13	S Gray (M)	7.96	9.765	13	D Hughes-Dowd	19.7	13	D Hughes-Dowd	21	0.5
14	D Latham	35.1	14	A Stevenson	20	14	D Latham	8.32	9.342	14	D Latham	18.4	14	A Stevenson	20	0.0
15	A Woodhouse	32.1	15	A Woodhouse	19	15	A Woodhouse	8.72	8.914	15	A Woodhouse	16.6	15	A Woodhouse	19	0.0
QUALIFYING					FASTEST LAPS					POINTS TOTAL						
POS	JUNIOR	LAPS	JUNIOR	PTS	POS	JUNIOR	TIME	MPH	POS	JUNIOR	LAPS	JUNIOR	PTS	POS	ADULT	PTS
1	L Bowles	42.7	1	L Bowles	45	1	L Bowles	6.84	11.364	1	L Bowles	24.0	1	L Bowles	50	2.5
2	JJ Hughes-Dowd	41.6	2	JJ Hughes-Dowd	38	2	JJ Hughes-Dowd	6.91	11.249	2	JJ Hughes-Dowd	22.5	2	JJ Hughes-Dowd	40	2.0
3	J Woodhouse	31.6	3	J Woodhouse	34	3	J Woodhouse	9.31	8.349	3	T Stevenson	16.9	3	J Woodhouse	34	1.5
4	T Stevenson	28.1	4	T Stevenson	31	4	T Stevenson	9.39	8.278	4	J Woodhouse	16.2	4	T Stevenson	31	1.5
5	E Woodhouse	21.5	5	E Woodhouse	29	5	E Woodhouse	10.83	7.177	5	E Woodhouse	13.5	5	E Woodhouse	29	1.0

Final Points

POS	ADULT	PTS
1	D Turnbull	3.0
2	N Sismey (M)	2.5
2	JJ Hughes-Dowd	2.5
4	A Smith (M)	2.0
5	S Goodlip (M)	1.5
5	C Bowles	1.5
5	L Blacker	1.5
5	S Gray (M)	1.5
9	A Turnbull	1.0
9	L Bowles	1.0
9	D Latham	1.0
12	P Rees (M)	0.5
12	D Hughes-Dowd	0.5
14	A Stevenson	0.0
14	A Woodhouse	0.0

FINAL POINTS

POS	ADULT	PTS
1	T Stevenson	2.5
2	L Bowles	2.0
3	JJ Hughes-Dowd	1.5
3	E Woodhouse	1.5
5	J Woodhouse	1.0

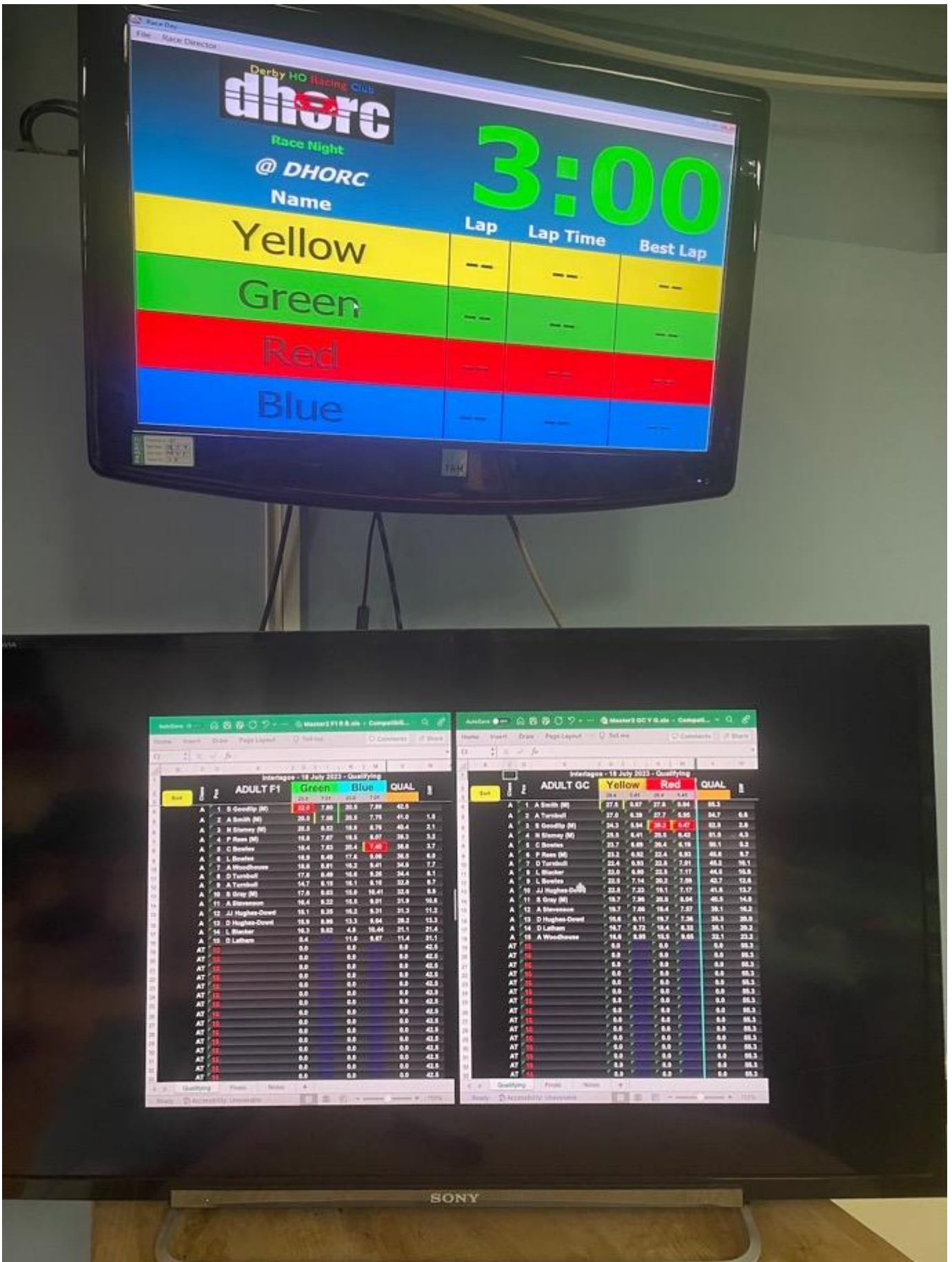


Chris Bowles nearly beat Nick in the 'B' Final. What a race!



Stuart Gray again helped to build our latest HO track that morning – thanks Stuart

CL		YELLOW		RED		QUAL		FIN		FINAL 1		FINAL 2		FINAL 3		BEST		TOTAL
		LAPS	TIME	LAPS	TIME	LAPS	TIME	POS	PTS	LAPS	TIME	LAPS	TIME	LAPS	TIME	LAPS	TIME	
A	A Smith (M)	27.5	5.67	27.8	5.84	55.3	A1	2.0	28.4	5.76				28.4	5.67	83.7		
A	A Turnbull	27.0	6.39	27.7	5.95	54.7	A3	1.0	26.0	6.03				27.7	5.95	80.7		
A	S Goodlip (M)	24.3	5.94	28.2	5.47	52.5	A2	1.5	27.0	5.64				28.2	5.47	79.5		
A	N Sismey (M)	25.5	6.41	25.5	6.42	51.0	A4	2.5	26.3	6.30	0.7			26.3	6.30	78.0		
A	C Bowles	23.7	6.69	26.4	6.19	50.1	B2	1.5	25.9	6.25				26.4	6.19	76.0		
A	P Rees (M)	23.2	6.92	22.4	6.93	45.6	B4	0.5	22.5	6.92				23.2	6.92	68.1		
A	D Turnbull	22.4	6.93	22.8	7.01	45.2	B3	3.0	23.4	6.88	23.6	7.28		23.6	6.88	92.2		
A	L Blacker	22.0	6.80	22.5	7.17	44.5	C2	1.5	22.8	6.75				22.8	6.75	67.3		
A	L Bowles	22.5	7.14	20.2	7.59	42.7	C3	1.0	22.4	7.05				22.5	7.05	22.4		
A	JJ Hughes-Dowd	22.5	7.23	19.1	7.17	41.6	C4	2.5	21.1	6.93	22.3	6.74		22.5	6.74	43.4		
A	S Gray (M)	19.7	7.96	20.8	8.04	40.5	D2	1.5	20.1	8.20				20.8	7.96	60.6		
A	A Stevenson	19.7	7.66	19.4	7.57	39.1	E1		22.1	7.18				22.1	7.18	61.2		
A	D Hughes-Dowd	15.6	8.11	19.7	7.36	35.3	D4	0.5	15.0	8.63				19.7	7.36	50.3		
A	D Latham	16.7	8.72	18.4	8.32	35.1	D3	1.0	16.5	8.58				18.4	8.32	51.6		
A	A Woodhouse	16.6	8.95	15.5	9.65	32.1	E2		14.8	8.72				16.6	8.72	46.9		
J	L Bowles	22.5	7.14	20.2	7.59	42.7	A1	2.0	24.0	6.84				24.0	6.84	66.7		
J	JJ Hughes-Dowd	22.5	7.23	19.1	7.17	41.6	A2	1.5	20.1	6.91				22.5	6.91	61.7		
J	J Woodhouse	16.2	9.51	15.4	9.43	31.6	A3	1.0	15.6	9.31				16.2	9.31	47.2		
J	T Stevenson	14.2	10.95	13.9	11.04	28.1	A4	2.5	16.9	9.39	14.0	10.90		16.9	9.39	59.0		
J	E Woodhouse	11.2	12.20	10.3	12.92	21.5	B2	1.5	13.5	10.83				13.5	10.83	35.0		
													TOTAL FEET	140,391.0	TOTAL LAPS	1,231.5		



Race Coordinator and Excel kept proceedings on track (pun intended)

Everyone's
Best Results
At This Circuit



What are my Best Scores?
Who Have I Beaten?



Junior 'B Final, Ellis Woodhouse (5th) & winner Timmy

Interlagos Adult Best Off Chart 1

Qualifying Combined					Final Points			
Pos	Adult	Laps	MPH	Date	Pos	Adult	Pts	Date
1	S Goodlip	97.7	10.547	31-Jan-23	1	M Allsopp	5.0	27-Jun-17
2	A Smith	94.2	10.169	22-Oct-19	2	D Edwards	4.5	22-Oct-19
3	N Sismey	91.9	9.921	13-Oct-15	3	D Turnbull	3.5	13-Oct-15
4	L Pateman	91.2	9.845	22-Oct-19	3	N Sismey	3.5	27-Jun-17
5	A Turnbull	88.2	9.522	22-Oct-19	3	P Rees	3.5	31-Jan-23
6	P Rees	88.1	9.511	22-Oct-19	3	L Bowles	3.5	31-Jan-23
7	J Sismey	87.4	9.435	08-Oct-13	7	R Crossland	3.0	08-Oct-13
8	J Lymer	86.7	9.360	27-Jun-17	7	D Passell	3.0	13-Oct-15
9	L Smith	84.3	9.101	08-Oct-13	7	K Alcock	3.0	27-Jun-17
10	C Bowles	82.8	8.939	31-Jan-23	7	L Blacker	3.0	22-Oct-19
11	G Peach	80.6	8.701	27-Jun-17	7	A Turnbull	3.0	31-Jan-23
12	R Blake	78.3	8.453	08-Oct-13	7	H Smith	3.0	31-Jan-23
13	J Holmes	78.2	8.442	13-Oct-15	13	G Peach	2.5	08-Oct-13
14	D Turnbull	78.0	8.420	22-Oct-19	13	J Lamb	2.5	13-Oct-15
15	D Passell	77.8	8.399	13-Oct-15	13	JJ Hughes-Dowd	2.5	18-Jul-23
16	D Edwards	76.5	8.259	22-Oct-19	16	J Sismey	2.0	08-Oct-13
17	D Garbett	76.2	8.226	31-Jan-23	16	S Goodlip	2.0	27-Jun-17
18	J Tetley	76.1	8.215	13-Oct-15	16	A Smith	2.0	22-Oct-19
19	J Lamb	75.5	8.151	13-Oct-15	19	R Blake	1.5	08-Oct-13
20	C Roythorne	72.2	7.794	08-Oct-13	19	K Payne	1.5	08-Oct-13
21	M Allsopp	71.9	7.762	27-Jun-17	19	J Litherland	1.5	08-Oct-13
22	R Masters	71.5	7.719	27-Jun-17	19	L Pateman	1.5	13-Oct-15
23	L Williamson	71.4	7.708	22-Oct-19	19	L Smith	1.5	13-Oct-15
24	K Payne	71.1	7.676	08-Oct-13	19	L Williamson	1.5	13-Oct-15
25	L Blacker	70.8	7.643	22-Oct-19	19	J Holmes	1.5	27-Jun-17
26	S Gray	70.3	7.589	31-Jan-23	19	D Garbett	1.5	22-Oct-19
27	R Crossland	69.5	7.503	08-Oct-13	19	S Smith	1.5	31-Jan-23
28	L Bowles	68.8	7.427	31-Jan-23	19	D Hughes-Dowd	1.5	31-Jan-23
29	M Martinez	66.5	7.179	22-Oct-19	19	S Gray	1.5	18-Jul-23
30	A Thompson	66.0	7.125	31-Jan-23	19	C Bowles	1.5	18-Jul-23
31	D Latham	65.6	7.082	31-Jan-23	31	J Tetley	1.0	13-Oct-15
32	S Smith	65.5	7.071	31-Jan-23	31	R Masters	1.0	13-Oct-15
33	K Alcock	64.7	6.985	22-Oct-19	31	C Stannard	1.0	13-Oct-15
34	H Smith	63.1	6.812	31-Jan-23	31	J Lymer	1.0	08-Oct-13
35	JJ Hughes-Dowd	62.8	6.780	31-Jan-23	31	P Barber	1.0	08-Oct-13
36	R Lawson	62.1	6.704	27-Jun-17	31	D Latham	1.0	18-Jul-23
37	J Litherland	61.0	6.585	08-Oct-13	37	C Roythorne	0.5	08-Oct-13
38	P Barber	59.4	6.413	08-Oct-13	38	R Lawson	0.0	27-Jun-17
39	C Stannard	58.0	6.261	13-Oct-15	38	T Hagues	0.0	27-Jun-17
40	A Woodhouse	57.3	6.186	31-Jan-23	38	M Martinez	0.0	27-Jun-17
41	T Hagues	56.5	6.099	27-Jun-17	38	L Elmore	0.0	13-Oct-15
42	L Elmore	55.7	6.013	13-Oct-15	38	A Thompson	0.0	31-Jan-23
43	D Hughes-Dowd	54.9	5.927	31-Jan-23	38	A Woodhouse	0.0	31-Jan-23
44	A Stevenson	10.0	N/A	N/A	38	A Stevenson	0.0	18-Jul-23



Start of the Junior 'A' Final, JJ Hughes-Dowd (2nd), winner Lewis, Jenson Woodhouse (3rd) and Timmy (4th)

Interlagos Adult Best Off Chart 2 - F1


Qualifying					Fastest Laps					Race Laps				
Pos	Adult	Laps	MPH	Date	Pos	Adult	Time	MPH	Date	Pos	Adult	Laps	MPH	Date
1	S Goodlip	42.5	9.176	18-Jul-23	1	S Goodlip	7.01	11.088	22-Oct-19	1	S Goodlip	23.0	9.932	31-Jan-23
2	A Smith	41.0	8.852	18-Jul-23	2	L Pateman	7.42	10.475	27-Jun-17	2	P Rees	21.6	9.327	22-Oct-19
3	N Sismey	40.4	8.723	18-Jul-23	3	C Bowles	7.45	10.433	18-Jul-23	3	A Smith	21.5	9.284	22-Oct-19
4	P Rees	39.3	8.485	18-Jul-23	4	A Smith	7.56	10.281	18-Jul-23	4	L Pateman	21.3	9.198	22-Oct-19
5	C Bowles	38.8	8.377	18-Jul-23	5	P Rees	7.67	10.134	18-Jul-23	5	N Sismey	21.0	9.068	27-Jun-17
6	L Woodhouse	36.5	7.881	18-Jul-23	6	N Sismey	7.83	9.927	27-Jun-17	6	J Sismey	20.6	8.895	08-Oct-13
7	A Woodhouse	34.8	7.514	18-Jul-23	6	A Turnbull	7.83	9.927	18-Jul-23	7	C Bowles	20.4	8.809	18-Jul-23
8	D Turnbull	34.4	7.427	18-Jul-23	8	J Sismey	7.84	9.914	08-Oct-13	8	J Lymer	20.0	8.636	27-Jun-17
9	A Turnbull	32.8	7.082	18-Jul-23	9	R Blake	8.10	9.596	08-Oct-13	8	A Turnbull	20.0	8.636	18-Jul-23
10	S Gray	32.6	7.039	18-Jul-23	10	L Smith	8.16	9.525	08-Oct-13	8	L Bowles	20.0	8.636	18-Jul-23
11	A Stevenson	31.9	6.888	18-Jul-23	10	G Peach	8.16	9.525	22-Oct-19	11	R Blake	19.5	8.420	08-Oct-13
12	JJ Hughes-Dowd	31.3	6.758	18-Jul-23	12	D Edwards	8.21	9.467	27-Jun-17	12	D Edwards	19.4	8.377	22-Oct-19
13	D Hughes-Dowd	29.2	6.305	18-Jul-23	13	L Bowles	8.29	9.376	18-Jul-23	13	L Smith	19.3	8.334	08-Oct-13
14	L Blacker	21.1	4.556	18-Jul-23	14	D Garbett	8.40	9.253	31-Jan-23	14	M Allsopp	19.2	8.291	27-Jun-17
15	D Latham	11.4	2.461	18-Jul-23	15	J Lymer	8.43	9.220	27-Jun-17	15	G Peach	19.1	8.248	27-Jun-17
16	A Thompson	N/A	N/A	N/A	16	M Allsopp	8.45	9.198	27-Jun-17	16	D Turnbull	18.9	8.161	27-Jun-17
16	C Roythorne	N/A	N/A	N/A	17	J Holmes	8.49	9.155	13-Oct-15	17	J Tetley	18.6	8.032	13-Oct-15
16	C Stannard	N/A	N/A	N/A	17	D Turnbull	8.49	9.155	18-Jul-23	17	J Holmes	18.6	8.032	27-Jun-17
16	D Edwards	N/A	N/A	N/A	19	J Tetley	8.54	9.102	13-Oct-15	17	A Woodhouse	18.6	8.032	18-Jul-23
16	D Garbett	N/A	N/A	N/A	20	L Williamson	8.57	9.070	22-Oct-19	20	R Masters	17.7	7.643	13-Oct-15
16	D Passell	N/A	N/A	N/A	21	L Blacker	8.62	9.017	31-Jan-23	21	D Passell	17.6	7.600	13-Oct-15
16	G Peach	N/A	N/A	N/A	22	K Payne	8.81	8.823	08-Oct-13	21	S Gray	17.6	7.600	18-Jul-23
16	H Smith	N/A	N/A	N/A	22	A Woodhouse	8.81	8.823	18-Jul-23	23	D Garbett	17.5	7.557	22-Oct-19
16	J Holmes	N/A	N/A	N/A	24	D Hughes-Dowd	8.86	8.773	18-Jul-23	24	D Latham	17.4	7.514	31-Jan-23
16	J Lamb	N/A	N/A	N/A	25	A Stevenson	8.90	8.733	18-Jul-23	24	A Stevenson	17.4	7.514	18-Jul-23
16	J Litherland	N/A	N/A	N/A	26	R Masters	8.94	8.694	13-Oct-15	26	C Roythorne	17.2	7.427	08-Oct-13
16	J Lymer	N/A	N/A	N/A	27	K Alcock	8.96	8.675	27-Jun-17	26	L Blacker	17.2	7.427	18-Jul-23
16	J Sismey	N/A	N/A	N/A	28	JJ Hughes-Dowd	9.02	8.617	18-Jul-23	28	L Williamson	17.0	7.341	27-Jun-17
16	J Tetley	N/A	N/A	N/A	29	S Gray	9.03	8.608	18-Jul-23	28	K Alcock	17.0	7.341	27-Jun-17
16	K Alcock	N/A	N/A	N/A	30	D Passell	9.06	8.579	13-Oct-15	30	K Payne	16.6	7.168	08-Oct-13
16	K Payne	N/A	N/A	N/A	31	D Latham	9.09	8.551	31-Jan-23	31	J Lamb	16.5	7.125	13-Oct-15
16	L Elmore	N/A	N/A	N/A	32	C Roythorne	9.13	8.513	08-Oct-13	32	M Martinez	16.2	6.995	22-Oct-19
16	L Pateman	N/A	N/A	N/A	33	A Thompson	9.26	8.394	31-Jan-23	32	JJ Hughes-Dowd	16.2	6.995	18-Jul-23
16	L Smith	N/A	N/A	N/A	34	J Lamb	9.47	8.208	22-Oct-19	34	D Hughes-Dowd	16.0	6.909	18-Jul-23
16	L Williamson	N/A	N/A	N/A	35	M Martinez	9.70	8.013	22-Oct-19	35	S Smith	15.9	6.866	27-Jun-17
16	M Allsopp	N/A	N/A	N/A	36	R Crossland	9.80	7.931	08-Oct-13	36	R Crossland	15.8	6.823	08-Oct-13
16	M Martinez	N/A	N/A	N/A	36	J Litherland	9.80	7.931	08-Oct-13	37	P Barber	15.5	6.693	08-Oct-13
16	P Barber	N/A	N/A	N/A	38	S Smith	9.97	7.796	27-Jun-17	38	T Hagues	15.0	6.477	27-Jun-17
16	R Blake	N/A	N/A	N/A	39	H Smith	10.00	7.773	31-Jan-23	38	A Thompson	15.0	6.477	31-Jan-23
16	R Crossland	N/A	N/A	N/A	40	T Hagues	10.14	7.665	27-Jun-17	40	C Stannard	14.7	6.348	13-Oct-15
16	R Lawson	N/A	N/A	N/A	41	C Stannard	10.33	7.524	13-Oct-15	41	J Litherland	14.6	6.305	08-Oct-13
16	R Masters	N/A	N/A	N/A	42	R Lawson	10.34	7.517	27-Jun-17	41	H Smith	14.6	6.305	31-Jan-23
16	S Smith	N/A	N/A	N/A	43	L Elmore	10.78	7.210	13-Oct-15	43	R Lawson	14.4	6.218	27-Jun-17
16	T Hagues	N/A	N/A	N/A	44	P Barber	10.85	7.164	08-Oct-13	44	L Elmore	12.6	5.441	13-Oct-15



Early Adult 'E' Final, winner Alan & Andrew Woodhouse (15th)

Interlagos Adult Best Off Chart 3 - GC


Qualifying					Fastest Laps					Race Laps				
Pos	Adult	Laps	MPH	Date	Pos	Adult	Time	MPH	Date	Pos	Adult	Laps	MPH	Date
1	A Smith	55.3	11.940	18-Jul-23	1	L Pateman	5.45	14.262	22-Oct-19	1	A Smith	28.4	12.264	31-Jan-23
2	A Turnbull	54.7	11.810	18-Jul-23	2	A Smith	5.47	14.210	31-Jan-23	2	S Goodlip	28.2	12.177	18-Jul-23
3	S Goodlip	52.5	11.335	18-Jul-23	2	S Goodlip	5.47	14.210	18-Jul-23	3	L Pateman	27.9	12.048	22-Oct-19
4	N Sismey	51.0	11.011	18-Jul-23	4	A Turnbull	5.95	13.063	18-Jul-23	4	A Turnbull	27.7	11.961	18-Jul-23
5	C Bowles	50.1	10.817	18-Jul-23	5	N Sismey	6.03	12.890	31-Jan-23	5	N Sismey	26.8	11.573	13-Oct-15
6	P Rees	45.6	9.845	18-Jul-23	6	C Bowles	6.17	12.598	31-Jan-23	6	C Bowles	26.4	11.400	18-Jul-23
7	D Turnbull	45.2	9.759	18-Jul-23	7	J Lamb	6.19	12.557	13-Oct-15	7	G Peach	25.6	11.055	31-Jan-23
8	L Blacker	44.5	9.608	18-Jul-23	8	G Peach	6.23	12.476	31-Jan-23	8	J Sismey	25.4	10.968	08-Oct-13
9	L Bowles	42.7	9.219	18-Jul-23	9	J Sismey	6.52	11.921	08-Oct-13	8	P Rees	25.4	10.968	22-Oct-19
10	JJ Hughes-Dowd	41.6	8.982	18-Jul-23	10	D Garbett	6.54	11.885	31-Jan-23	10	D Passell	24.9	10.752	13-Oct-15
11	S Gray	40.5	8.744	18-Jul-23	11	P Rees	6.58	11.813	22-Oct-19	11	J Lymer	24.5	10.580	27-Jun-17
12	A Stevenson	39.1	8.442	18-Jul-23	12	JJ Hughes-Dowd	6.74	11.532	18-Jul-23	12	J Lamb	24.4	10.536	13-Oct-15
13	D Hughes-Dowd	35.3	7.622	18-Jul-23	13	L Smith	6.75	11.515	08-Oct-13	13	L Smith	23.7	10.234	08-Oct-13
14	D Latham	35.1	7.578	18-Jul-23	13	L Blacker	6.75	11.515	18-Jul-23	14	D Turnbull	23.6	10.191	18-Jul-23
15	A Woodhouse	32.1	6.931	18-Jul-23	15	J Lymer	6.76	11.498	22-Oct-19	15	J Holmes	23.2	10.018	13-Oct-15
16	A Thompson	N/A	N/A	N/A	16	D Passell	6.78	11.464	13-Oct-15	16	L Blacker	22.8	9.845	18-Jul-23
16	C Roythorne	N/A	N/A	N/A	17	R Blake	6.85	11.347	08-Oct-13	17	D Edwards	22.5	9.716	22-Oct-19
16	C Stannard	N/A	N/A	N/A	18	D Turnbull	6.88	11.298	18-Jul-23	17	D Garbett	22.5	9.716	22-Oct-19
16	D Edwards	N/A	N/A	N/A	19	L Bowles	6.91	11.249	31-Jan-23	17	L Bowles	22.5	9.716	18-Jul-23
16	D Garbett	N/A	N/A	N/A	20	D Edwards	6.96	11.168	22-Oct-19	17	JJ Hughes-Dowd	22.5	9.716	18-Jul-23
16	D Passell	N/A	N/A	N/A	21	J Holmes	7.06	11.010	13-Oct-15	21	R Blake	22.4	9.673	08-Oct-13
16	G Peach	N/A	N/A	N/A	22	A Stevenson	7.18	10.826	18-Jul-23	22	A Stevenson	22.1	9.543	18-Jul-23
16	H Smith	N/A	N/A	N/A	23	M Allsopp	7.19	10.810	27-Jun-17	23	H Smith	21.5	9.284	31-Jan-23
16	J Holmes	N/A	N/A	N/A	24	K Alcock	7.23	10.751	22-Oct-19	24	K Payne	21.2	9.155	08-Oct-13
16	J Lamb	N/A	N/A	N/A	25	J Tetley	7.26	10.706	13-Oct-15	25	S Gray	20.8	8.982	31-Jan-23
16	J Litherland	N/A	N/A	N/A	26	H Smith	7.34	10.590	31-Jan-23	26	J Tetley	20.5	8.852	13-Oct-15
16	J Lymer	N/A	N/A	N/A	27	D Hughes-Dowd	7.36	10.561	18-Jul-23	27	R Crossland	20.4	8.809	08-Oct-13
16	J Sismey	N/A	N/A	N/A	28	S Smith	7.40	10.504	31-Jan-23	27	S Smith	20.4	8.809	31-Jan-23
16	J Tetley	N/A	N/A	N/A	29	R Masters	7.57	10.268	27-Jun-17	29	R Masters	20.2	8.723	27-Jun-17
16	K Alcock	N/A	N/A	N/A	30	S Gray	7.63	10.187	31-Jan-23	29	A Thompson	20.2	8.723	31-Jan-23
16	K Payne	N/A	N/A	N/A	31	R Crossland	7.64	10.174	08-Oct-13	31	M Allsopp	20.0	8.636	27-Jun-17
16	L Elmore	N/A	N/A	N/A	32	A Thompson	7.74	10.042	31-Jan-23	32	L Williamson	19.7	8.507	22-Oct-19
16	L Pateman	N/A	N/A	N/A	33	L Williamson	7.77	10.004	22-Oct-19	32	D Hughes-Dowd	19.7	8.507	18-Jul-23
16	L Smith	N/A	N/A	N/A	34	D Latham	7.86	9.889	31-Jan-23	34	C Roythorne	19.5	8.420	08-Oct-13
16	L Williamson	N/A	N/A	N/A	35	K Payne	7.95	9.777	08-Oct-13	35	K Alcock	19.4	8.377	27-Jun-17
16	M Allsopp	N/A	N/A	N/A	36	J Litherland	7.99	9.728	08-Oct-13	36	D Latham	18.6	8.032	31-Jan-23
16	M Martinez	N/A	N/A	N/A	37	C Roythorne	8.00	9.716	08-Oct-13	37	A Woodhouse	18.5	7.989	31-Jan-23
16	P Barber	N/A	N/A	N/A	38	A Woodhouse	8.06	9.644	31-Jan-23	38	M Martinez	18.4	7.945	22-Oct-19
16	R Blake	N/A	N/A	N/A	39	L Elmore	8.54	9.102	13-Oct-15	39	R Lawson	17.5	7.557	27-Jun-17
16	R Crossland	N/A	N/A	N/A	40	M Martinez	8.57	9.070	22-Oct-19	40	J Litherland	17.3	7.470	08-Oct-13
16	R Lawson	N/A	N/A	N/A	41	R Lawson	8.77	8.863	27-Jun-17	41	L Elmore	16.7	7.211	13-Oct-15
16	R Masters	N/A	N/A	N/A	42	T Hagues	9.10	8.541	27-Jun-17	42	P Barber	16.5	7.125	08-Oct-13
16	S Smith	N/A	N/A	N/A	43	P Barber	9.56	8.130	08-Oct-13	43	C Stannard	16.3	7.039	13-Oct-15
16	T Hagues	N/A	N/A	N/A	44	C Stannard	9.88	7.867	13-Oct-15	44	T Hagues	15.6	6.736	27-Jun-17



Adult 'D' Final, Denis (12th), Stuart (11th), winner JJ & Dan Hughes-Dowd (13th)

Interlagos Junior Best Off Chart 1

Qualifying Combined					Final Points			
Pos	Junior	Laps	MPH	Date	Pos	Junior	Pts	Date
1	R Litherland	84.3	9.101	27-Jun-17	1	P Martin	3.5	08-Oct-13
2	A Turnbull	82.9	8.949	22-Oct-19	2	L Brooks	3.0	13-Oct-15
3	A Hall	76.0	8.205	13-Oct-15	2	H Taylor	3.0	13-Oct-15
4	L Turnbull	75.8	8.183	22-Oct-19	2	M Litherland	3.0	13-Oct-15
5	F Holmes	72.5	7.827	27-Jun-17	2	L Turnbull	3.0	27-Jun-17
6	L Bowles	68.8	7.427	31-Jan-23	2	JJ Hughes-Dowd	3.0	31-Jan-23
7	E Doyle	65.0	7.017	31-Jan-23	7	T James	2.5	13-Oct-15
8	H Smith	63.1	6.812	31-Jan-23	7	J Hagues (C)	2.5	27-Jun-17
9	G Reyes-England	62.9	6.790	22-Oct-19	7	J Martinez (C)	2.5	22-Oct-19
10	JJ Hughes-Dowd	62.8	6.780	31-Jan-23	7	T Stevenson	2.5	18-Jul-23
11	M Litherland	60.2	6.499	13-Oct-15	11	A Hall	2.0	08-Oct-13
12	J Martinez	59.8	6.456	22-Oct-19	11	A Turnbull	2.0	27-Jun-17
13	J Elmore	59.4	6.413	13-Oct-15	11	L Bowles	2.0	31-Jan-23
14	L Brooks	58.0	6.261	13-Oct-15	14	I Bradley	1.5	08-Oct-13
15	Ca Holland	56.9	6.143	13-Oct-15	14	F Holmes	1.5	13-Oct-15
16	J Thompson	56.7	6.121	31-Jan-23	14	Ca Holland	1.5	13-Oct-15
17	J Woodhouse	56.3	6.078	31-Jan-23	14	D Jackson	1.5	13-Oct-15
18	M Bradley	56.1	6.056	08-Oct-13	14	E Jackson	1.5	13-Oct-15
19	P Martin	55.7	6.013	08-Oct-13	14	R Litherland	1.5	13-Oct-15
20	T James	53.9	5.819	13-Oct-15	14	G Reyes-England	1.5	27-Jun-17
21	J Lawson	52.5	5.668	27-Jun-17	14	E Doyle	1.5	31-Jan-23
21	D Jackson	52.5	5.668	13-Oct-15	14	J Thompson	1.5	31-Jan-23
23	J Perry	51.1	5.516	13-Oct-15	14	E Woodhouse	1.5	18-Jul-23
24	I Bradley	50.9	5.495	08-Oct-13	24	M Bradley	1.0	08-Oct-13
25	H Taylor	50.8	5.484	13-Oct-15	24	H Smith (C)	1.0	27-Jun-17
26	E Jackson	50.7	5.473	13-Oct-15	24	J Lawson (C)	1.0	27-Jun-17
27	J Hagues	50.5	5.452	27-Jun-17	24	J Perry	1.0	13-Oct-15
28	S Bowman	48.4	5.225	22-Oct-19	24	S Bowman	1.0	22-Oct-19
29	D Paul	46.3	4.998	27-Jun-17	24	J Woodhouse	1.0	31-Jan-23
30	E Woodhouse	43.3	4.674	31-Jan-23	30	S Martinez	0.5	22-Oct-19
31	S Martinez	31.4	3.390	22-Oct-19	30	D Paul	0.5	27-Jun-17
32	T Stevenson	N/A	N/A	N/A	30	J Elmore	0.5	13-Oct-15




Adult 'C' Final, JJ (10th), Lewis Blacker (8th), winner Dan Turnbull & Lewis (9th)



Adult 'B' Final, Dan (6th), Chris (5th), winner Nick and Phil Rees (7th)



Championship Tables



Those All Important
Points!

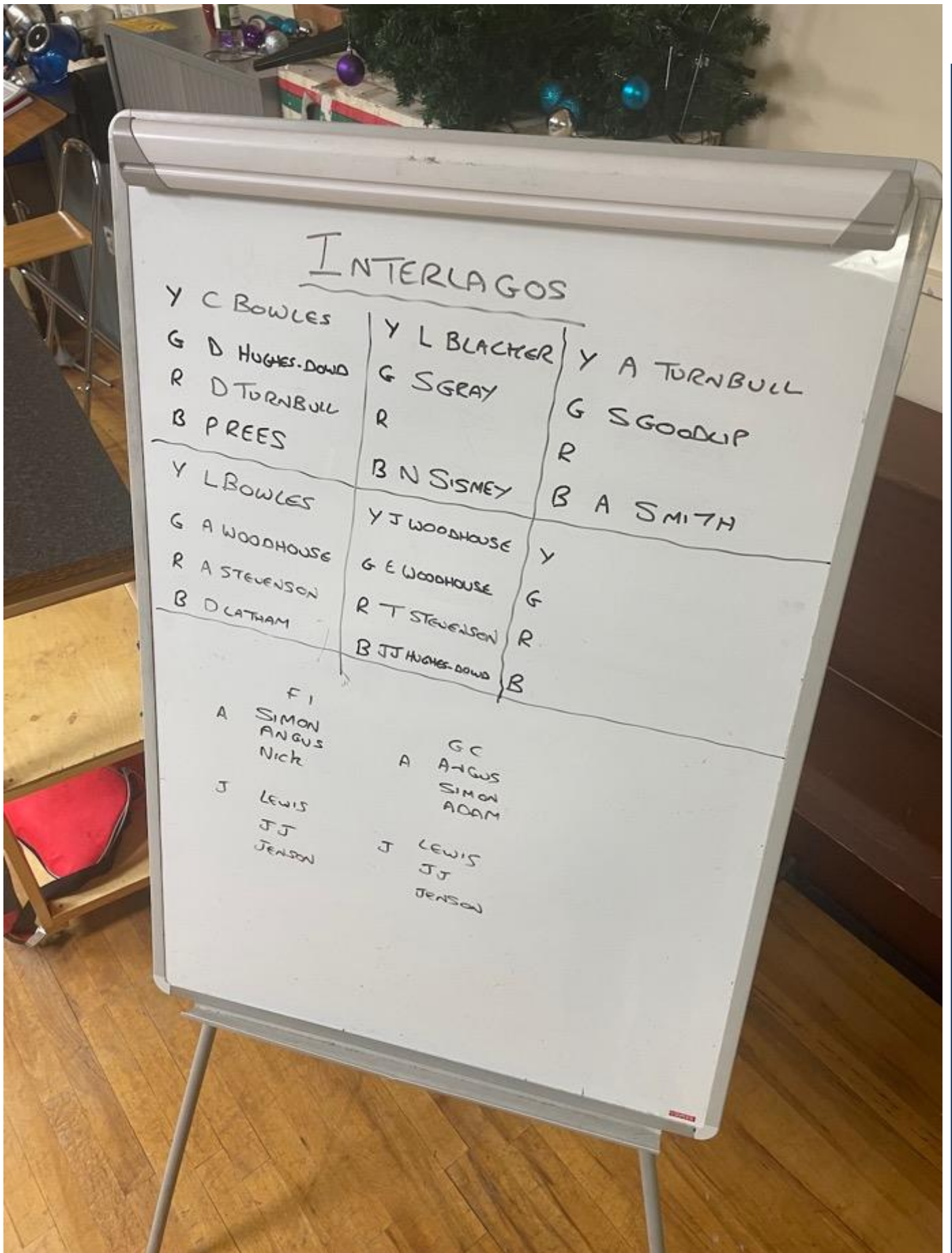


Adult 'A' Final, Nick (4th), Adam (3rd), winner Angus & Simon (2nd)



DHORC Championship 2023				
Pos	Competitor	Total	Best (75%)	Diff
	Name	28	21	
	(Adult)	Scores	Scores	
1	S Goodlip (M)	472	472	
2	A Smith (M)	426	426	46
3	L Pateman	398	398	28
4	N Sismey (M)	374	374	24
5	P Rees (M)	366	366	8
6	A Turnbull	351	351	15
7	D Turnbull	298	298	53
8	C Bowles	284	284	14
9	L Blacker	279	279	5
10	G Peach (M)	267	267	12
11	JJ Hughes-Dowd	254	254	13
12	D Hughes-Dowd	237	237	17
13	S Gray (M)	233	233	4
14	R Litherland	196	196	37
15	D Latham	158	158	38
16	A Stevenson	156	156	2
17	L Bowles	147	147	9
18	A Woodhouse	113	113	34
19	R Lawson	100	100	13
20	S Smith	97	97	3
20	J Lawson	97	97	
22	H Smith	95	95	2
23	A Thompson	93	93	2
24	D Garbett (M)	49	49	44
25	M Dutson	32	32	17
26	L Smith	22	22	10
Pos	(Juniors)	Total	75%	Diff
1	L Bowles	506	506	
2	JJ Hughes-Dowd	487	487	19
3	T Stevenson	326	326	161
4	J Woodhouse	230	230	96
5	E Woodhouse	196	196	34
6	J Thomson	191	191	5
7	J Lawson	175	175	16
8	H Smith	170	170	5
9	E Doyle	97	97	73
Pos	(Masters)	Total	75%	Diff
1	S Goodlip (M)	518	518	
2	A Smith (M)	457	457	61
3	N Sismey (M)	414	414	43
4	P Rees (M)	404	404	10
5	S Gray (M)	309	309	95
6	G Peach (M)	304	304	5
7	D Garbett (M)	57	57	247

DHORC Challenge 2023				
Pos	Competitor	Wins	Results	
			(28)	Turn Up
	Name		Points	Rate
	(Adult)			
1	L Blacker	7	26.0	100.00%
2	S Goodlip (M)	7	23.5	100.00%
3	D Hughes-Dowd	4	23.0	100.00%
3	P Rees (M)	6	23.0	100.00%
5	G Peach (M)	7	21.5	83.33%
6	A Turnbull	3	19.5	100.00%
7	A Smith (M)	6	18.5	91.67%
7	N Sismey (M)	4	18.5	100.00%
7	D Turnbull	3	18.5	100.00%
10	L Pateman	4	15.5	83.33%
10	S Gray (M)	3	15.5	91.67%
10	JJ Hughes-Dowd	2	15.5	100.00%
13	C Bowles	0	12.5	83.33%
14	R Litherland	2	11.5	58.33%
15	L Bowles	1	9.5	54.55%
16	H Smith	2	9.0	41.67%
17	J Lawson	2	8.5	50.00%
18	D Latham	0	8.0	72.73%
19	R Lawson	1	6.5	50.00%
20	S Smith	0	6.0	41.67%
21	L Smith	1	3.0	12.50%
22	D Garbett (M)	0	1.5	16.67%
23	A Stevenson	0	0.0	75.00%
23	A Woodhouse	0	0.0	63.64%
23	A Thompson	0	0.0	54.55%
23	M Dutson	0	0.0	20.00%
Pos	(Junior)	Wins	Points	Rate
1	JJ Hughes-Dowd	3	20.5	100.00%
2	L Bowles	9	19.5	91.67%
3	J Thomson	5	15.0	54.55%
4	T Stevenson	2	13.0	91.67%
5	J Woodhouse	1	9.5	63.64%
6	E Woodhouse	0	7.0	63.64%
7	J Lawson	0	6.5	50.00%
8	H Smith	0	4.5	41.67%
9	E Doyle	0	1.5	27.27%



As the holiday season begins we had 18 on the grid giving us double Finals

DHORC Championship 2023																
Pos	Competitor Name (Adult)	MIA F1	INT GC	CP F1	CP GC	MON F1	LB GC	ZAN F1	ZAN GC	NAS F1	MIA GC	INT F1	INT GC	Total	Best (75%)	Diff
		1 10-Jan	2 31-Jan	3 21-Feb	4 21-Feb	5 14-Mar	6 04-Apr	7 02-May	8 02-May	9 23-May	10 27-Jun	11 18-Jul	12 18-Jul	28 Scores	21 Scores	
1	S Goodlip (M)	29	38	31	45	49	45	38	38	35	34	48	42	472	472	
2	A Smith (M)	39	45	48	33	34	34	31	30	DNS	48	38	46	426	426	46
3	L Pateman	49	31	29	41	32	40	39	48	49	40	DNS	DNS	398	398	28
4	N Sismey (M)	27	29	34	34	38	34	28	31	27	27	34	31	374	374	24
5	P Rees (M)	34	26	38	27	27	27	45	29	29	26	31	27	366	366	8
6	A Turnbull	28	34	29	23	28	28	27	26	38	28	28	34	351	351	15
7	D Turnbull	22	25	25	25	24	25	25	24	26	23	26	28	298	298	53
8	C Bowles	26	28	DNS	DNS	29	26	26	34	28	29	29	29	284	284	14
9	L Blacker	23	21	22	24	18	22	23	25	25	25	25	26	279	279	5
10	G Peach (M)	24	27	28	28	25	24	29	27	31	24	DNS	DNS	267	267	12
11	JJ Hughes-Dowd	19	16	18	22	23	20	24	23	22	22	21	24	254	254	13
12	D Hughes-Dowd	20	17	19	17	19	17	22	19	23	20	23	21	237	237	17
13	S Gray (M)	21	22	24	19	DNS	19	21	21	20	19	24	23	233	233	4
14	R Litherland	31	DNS	26	29	26	29	DNS	DNS	24	31	DNS	DNS	196	196	37
15	D Latham	DNS	18	23	18	17	DNS	DNS	DNS	21	17	22	22	158	158	38
16	A Stevenson	16	DNS	DNS	DNS	15	16	18	18	17	16	20	20	156	156	2
17	L Bowles	DNS	23	21	26	DNS	23	DNS	DNS	DNS	DNS	29	25	147	147	9
18	A Woodhouse	DNS	14	DNS	DNS	16	15	DNS	DNS	15	15	19	19	113	113	34
19	R Lawson	DNS	DNS	20	20	21	18	DNS	DNS	DNS	21	DNS	DNS	100	100	13
20	S Smith	18	20	DNS	DNS	DNS	DNS	20	20	19	DNS	DNS	DNS	97	97	3
20	J Lawson	DNS	DNS	17	21	20	21	DNS	DNS	DNS	18	DNS	DNS	97	97	
22	H Smith	17	19	DNS	DNS	DNS	DNS	19	22	18	DNS	DNS	DNS	95	95	2
23	A Thompson	DNS	15	DNS	DNS	DNS	14	17	17	16	14	DNS	DNS	93	93	2
24	D Garbett (M)	25	24	DNS	DNS	DNS	DNS	DNS	DNS	DNS	DNS	DNS	DNS	49	49	44
25	M Dutton	DNS	DNS	16	16	DNS	DNS	DNS	DNS	DNS	DNS	DNS	DNS	32	32	17
26	L Smith	DNS	DNS	DNS	DNS	22	DNS	DNS	DNS	DNS	DNS	DNS	DNS	22	22	10
Pos	(Juniors)	659	660	661	662	663	664	665	666	667	668	669	670	Total	75%	Diff
1	L Bowles	49	47	50	50	35	47	35	48	DNS	47	48	50	506	506	
2	JJ Hughes-Dowd	39	35	38	38	48	35	46	40	49	41	38	40	487	487	19
3	T Stevenson	31	DNS	31	31	28	28	29	29	29	28	31	31	326	326	161
4	J Woodhouse	DNS	28	DNS	DNS	31	29	DNS	DNS	38	34	36	34	230	230	96
5	E Woodhouse	DNS	27	DNS	DNS	29	27	DNS	DNS	28	27	29	29	196	196	34
6	J Thomson	DNS	29	DNS	DNS	DNS	32	34	31	34	31	DNS	DNS	191	191	5
7	J Lawson	DNS	DNS	34	34	39	39	DNS	DNS	DNS	29	DNS	DNS	175	175	16
8	H Smith	34	32	DNS	DNS	DNS	DNS	38	34	32	DNS	DNS	DNS	170	170	5
9	E Doyle	DNS	39	29	29	DNS	DNS	DNS	DNS	DNS	DNS	DNS	DNS	97	97	73
Pos	(Members)	659	660	661	662	663	664	665	666	667	668	669	670	Total	75%	Diff
1	S Goodlip (M)	35	42	31	46	50	47	43	46	48	40	48	42	518	518	
2	A Smith (M)	48	46	50	38	34	37	35	35	DNS	48	40	46	457	457	61
3	N Sismey (M)	31	34	34	38	38	38	29	38	32	34	34	34	414	414	43
4	P Rees (M)	39	29	38	29	31	31	45	34	35	31	31	31	404	404	10
5	S Gray (M)	27	27	28	28	DNS	28	28	28	29	28	29	29	309	309	95
6	G Peach (M)	28	31	29	31	29	29	31	29	38	29	DNS	DNS	304	304	5
7	D Garbett (M)	29	28	DNS	DNS	DNS	DNS	DNS	DNS	DNS	DNS	DNS	DNS	57	57	247

DHORC Final Challenge 2023																
Pos	Competitor		MIA F1 1 10-Jan	INT GC 2 31-Jan	CP F1 3 21-Feb	CP GC 4 21-Feb	MON F1 5 14-Mar	LB GC 6 04-Apr	ZAN F1 7 02-May	ZAN GC 8 02-May	NAS F1 9 23-May	MIA GC 10 27-Jun	INT F1 11 18-Jul	INT GC 12 18-Jul	Results	
	Name	Wins													(28)	Turn Up
	(Adult)														Points	Rate
1	L Blacker	7	1.5	0.5	3.0	6.5	0.5	1.0	3.5	1.0	3.0	1.0	3.0	1.5	26.0	100.00%
2	S Goodlip (M)	7	3.5	1.5	4.5	2.0	2.0	2.0	1.0	1.5	1.0	1.0	2.0	1.5	23.5	100.00%
3	D Hughes-Dowd	4	3.5	1.5	3.0	1.5	3.0	1.5	1.0	1.0	3.5	1.5	1.5	0.5	23.0	100.00%
3	P Rees (M)	6	3.0	3.5	1.5	0.5	2.5	0.5	4.0	1.5	1.5	1.5	2.5	0.5	23.0	100.00%
5	G Peach (M)	7	2.5	2.5	1.0	3.0	1.0	0.5	3.5	0.5	4.5	2.5	DNS	DNS	21.5	83.33%
6	A Turnbull	3	1.0	3.0	1.5	1.5	1.0	1.0	0.5	3.5	1.5	1.0	3.0	1.0	19.5	100.00%
7	A Smith (M)	6	1.5	2.0	2.0	2.5	1.0	0.5	0.5	3.0	DNS	2.0	1.5	2.0	18.5	91.67%
7	N Sismey (M)	4	0.5	1.5	1.0	1.0	1.5	3.0	1.0	2.5	0.5	2.5	1.0	2.5	18.5	100.00%
7	D Turnbull	3	1.0	1.0	1.0	1.0	2.5	3.0	1.0	0.5	1.5	1.5	1.5	3.0	18.5	100.00%
10	L Pateman	4	2.0	0.5	0.5	1.5	2.5	1.5	1.5	2.0	2.0	1.5	DNS	DNS	15.5	83.33%
10	S Gray (M)	3	2.5	1.0	2.5	1.0	DNS	3.0	0.5	0.5	1.5	1.0	0.5	1.5	15.5	91.67%
10	JJ Hughes-Dowd	2	1.0	1.0	0.5	1.0	1.5	1.5	2.5	1.5	1.0	1.0	0.5	2.5	15.5	100.00%
13	C Bowles		1.5	1.0	DNS	DNS	1.5	1.5	1.5	1.0	1.0	1.5	0.5	1.5	12.5	83.33%
14	R Litherland	2	0.5	DNS	1.5	1.5	1.5	3.5	DNS	DNS	0.5	2.5	DNS	DNS	11.5	58.33%
15	L Bowles	1	DNS	3.5	0.5	1.5	DNS	1.5	DNS	DNS	DNS	DNS	1.5	1.0	9.5	54.55%
16	H Smith	2	1.5	3.0	DNS	DNS	DNS	DNS	1.0	3.0	0.5	DNS	DNS	DNS	9.0	41.67%
17	J Lawson	2	DNS	DNS	1.5	0.5	1.5	2.5	DNS	DNS	DNS	2.5	DNS	DNS	8.5	50.00%
18	D Latham		DNS	0.5	1.5	0.5	1.5	DNS	DNS	DNS	0.5	1.5	1.0	1.0	8.0	72.73%
19	R Lawson	1	DNS	DNS	1.5	1.5	0.5	0.5	DNS	DNS	DNS	2.5	DNS	DNS	6.5	50.00%
20	S Smith		0.5	1.5	DNS	DNS	DNS	DNS	1.5	1.5	1.0	DNS	DNS	DNS	6.0	41.67%
21	L Smith	1	DNS	DNS	DNS	DNS	3.0	DNS	DNS	DNS	DNS	DNS	DNS	DNS	3.0	12.50%
22	D Garbett (M)		1.0	0.5	DNS	DNS	DNS	DNS	DNS	DNS	DNS	DNS	DNS	DNS	1.5	16.67%
23	A Stevenson		0.0	DNS	DNS	DNS	0.0	0.0	0.0	0.0	0.0	0.0	0.0	0.0	0.0	75.00%
23	A Woodhouse		DNS	0.0	DNS	DNS	0.0	0.0	DNS	DNS	0.0	0.0	0.0	0.0	0.0	63.64%
23	A Thompson		DNS	0.0	DNS	DNS	DNS	0.0	0.0	0.0	0.0	0.0	DNS	DNS	0.0	54.55%
23	M Dutton		DNS	DNS	0.0	0.0	DNS	DNS	DNS	DNS	DNS	DNS	DNS	DNS	0.0	20.00%
Pos	(Junior)	Wins	659	660	661	662	663	664	665	666	667	668	669	670	Points	Rate
1	JJ Hughes-Dowd	3	1.5	3.0	1.5	1.5	2.0	1.0	2.0	1.5	2.0	1.5	1.5	1.5	20.5	100.00%
2	L Bowles	9	2.0	2.0	2.0	2.0	1.0	2.0	0.5	2.0	DNS	2.0	2.0	2.0	19.5	91.67%
3	J Thomson	5	DNS	1.5	DNS	DNS	DNS	2.5	3.0	2.5	3.0	2.5	DNS	DNS	15.0	54.55%
4	T Stevenson	2	0.5	DNS	0.5	0.5	1.0	1.0	1.5	1.5	1.5	1.0	2.5	1.5	13.0	91.67%
5	J Woodhouse	1	DNS	1.0	DNS	DNS	2.5	1.5	DNS	DNS	1.5	1.0	1.0	1.0	9.5	63.64%
6	E Woodhouse		DNS	0.5	DNS	DNS	1.5	0.5	DNS	DNS	1.0	0.5	1.5	1.5	7.0	63.64%
7	J Lawson		DNS	DNS	1.0	1.0	1.5	1.5	DNS	DNS	DNS	1.5	DNS	DNS	6.5	50.00%
8	H Smith		1.0	0.5	DNS	DNS	DNS	DNS	1.5	1.0	0.5	DNS	DNS	DNS	4.5	41.67%
9	E Doyle		DNS	1.5	0.0	0.0	DNS	DNS	DNS	DNS	DNS	DNS	DNS	DNS	1.5	27.27%
Turn Up Rates			100.00%	90.00%	69.70%	69.70%	71.43%	77.14%	62.86%	62.86%	71.43%	77.14%	57.14%	57.14%	AVE	71.11%

Members' Statistics

ADULT STATISTICS 1992-2023 - AFTER DHORC 670

Sheet 1 of 5 (Note: Highlighted Names are Current 2023 Members, CS = Best Consecutive Results)

MEETINGS (Junior & Adult) ATTENDED			RACES (Junior & Adult) COMPLETED			DRIVER RANKING			FINALS WON			
Pos	ADULT	No	Pos	ADULT	No	Pos	ADULT	SCORE	Pos	ADULT	No	CS
1	P REES	655	1	P REES	3,791	1	* A SMITH	2.063	1	L PATEMAN	275	(5)
2	N SISMEY	617	2	N SISMEY	3,472	2	* L PATEMAN	2.625	2	P REES	240	(3)
3	L PATEMAN	578	3	L PATEMAN	3,294	3	* S GOODLIP	2.713	3	N SISMEY	172	(2)
4	G PEACH	442	4	G PEACH	2,494	4	* J SISMEY	2.750	4	S GOODLIP	171	(4)
5	S GOODLIP	370	5	P BARBER	2,102	5	* W LANDER	2.838	5	M CHADWICK	117	(3)
6	P BARBER	363	6	S GOODLIP	2,009	6	* M CHADWICK	3.813	6	J SISMEY	103	(4)
7	A McPEAKE	299	7	A BULLOCK	1,802	7	* J TAGUE	4.538	7	G PEACH	99	(2)
8	A BULLOCK	292	8	A McPEAKE	1,658	8	* T MEASHAM	5.113	8	L SMITH	88	(3)
9	M CHADWICK	287	9	R MASTERS	1,598	9	* C BOWLES	5.188	9	D McPEAKE	77	(2)
10	R MASTERS	280	10	M CHADWICK	1,537	10	* J NEALE	5.200	10	A SMITH	77	(5)
11	N LAMBERT	269	11	C ROYTHORNE	1,513	11	* A TURNBULL	5.238	11	A McPEAKE	66	(2)
12	C ROYTHORNE	249	12	N LAMBERT	1,479	12	* N SISMEY	5.900	11	A BULLOCK	66	(2)
13	D McPEAKE	245	13	D McPEAKE	1,366	13	* R LITHERLAND	6.025	13	J TAGUE	64	(2)
14	R SEAMAN	235	14	R SEAMAN	1,313	14	* K LYE	6.063	14	N LAMBERT	61	(2)
15	J SISMEY (331)	211	15	J SISMEY (1,957)	1,303	15	* C ROYTHORNE	6.350	14	M ALLSOPP	61	(3)
16	L SMITH (265)	210	16	L SMITH (1,643)	1,291	16	* P REES	6.425	16	R SEAMAN	60	(2)
17	M ALLSOPP	203	17	M ALLSOPP	1,265	17	* D GARBETT	6.450	17	W LANDER	56	(2)
18	D TURNBULL	198	18	D TURNBULL	1,082	18	* A McPEAKE	6.488	18	C ROYTHORNE	55	(2)
19	J LAMB	179	19	J LAMB	1,048	19	* R SEAMAN	6.550	19	R MASTERS	54	(2)
20	A SMITH	168	20	S ANAND	976	20	* R BLAKE	7.125	20	S ANAND	53	(3)
21	P LEVERS	166	21	P LEVERS	957	21	* T CHADWICK	7.250	21	J LAMB	49	(3)
22	J TAGUE	165	22	J LYMER	948	21	* S ANAND	7.250	22	P LEVERS	48	(2)
23	S ANAND	154	23	J TAGUE	858	23	* G PEACH	7.425	23	A HOLLIDAY	43	(3)
24	J LYMER	146	23	A SMITH	858	24	* A BULLOCK	7.438	24	I BRENTNALL	41	(3)
25	D EDWARDS	139	25	K ALCOCK	848	25	* M ALLSOPP	7.488	24	P BARBER	41	(2)
26	K ALCOCK	131	26	D EDWARDS	801	26	* R CROSSLAND	8.175	26	J LYMER	38	(2)
27	A HOLLIDAY	121	27	G WESTON	682	27	* L SMITH	8.400	27	G WESTON	33	(2)
28	L EDWARDS	116	28	A HOLLIDAY	673	28	* D McPEAKE	8.563	28	K ALCOCK	30	(3)
29	G WESTON	113	29	W LANDER	661	29	* D BRENTNALL	8.838	28	D TURNBULL	30	(3)
30	C BOWLES (189)	112	30	L EDWARDS	654	30	* K PAYNE	8.850	30	D EDWARDS	29	(2)
31	C HENRY	109	31	J HOLMES	639	31	* J ROYTHORNE	8.938	30	D GARBETT	29	(2)
31	D GARBETT	109	32	C BOWLES (963)	561	32	* J LEVERS	9.063	30	L BLACKER	29	(3)
33	W LANDER	104	33	C HENRY	552	33	* A DAVIES	9.138	33	B JOHNSON	28	(3)
34	S SMITH	102	34	S SMITH	544	34	* P LEVERS	9.188	33	C BOWLES	28	(2)
35	R LAWSON	99	35	R LAWSON	526	35	* J LYMER	9.288	33	A TURNBULL	28	(2)
36	J HOLMES	96	36	D GARBETT	523	36	* D TURNBULL	9.375	36	R BLAKE	26	(2)
37	B JOHNSON	96	37	I BRENTNALL	511	37	* L BLACKER	9.438	37	D BRENTNALL	25	(5)
38	I BRENTNALL	94	38	B JOHNSON	509	38	* S PANK	9.775	37	M ROGERS	25	(3)
39	S GRAY	89	39	R CROSSLAND	456	39	* D PASSELL	9.850	37	J HOLMES	25	
40	T DINGLEY	87	40	T DINGLEY	455	40	* J LAMB	10.063	40	J NEALE	24	(2)
41	R CROSSLAND	81	41	J ROYTHORNE	432	41	* T DINGLEY	10.125	41	J LEVERS	22	(3)
42	A TURNBULL (229)	77	42	S GRAY	414	42	* I BRENTNALL	10.325	41	R CROSSLAND	22	(2)
43	A STAMPER	76	43	R BLAKE	383	43	* M KNIGHTON	10.363	43	S MINNIS	21	(3)
44	S PANK	69	44	A STAMPER	366	44	* G WESTON	10.375	43	S PANK	21	(2)
44	J ROYTHORNE	69	45	S PANK	364	45	* D EDWARDS	10.438	43	T DINGLEY	21	
46	L BLACKER	68	46	J LITHERLAND	357	46	* M ROGERS	10.463	46	J ROYTHORNE	20	(2)
47	S MINNIS	67	46	A TURNBULL (1,262)	357	47	* S MINNIS	11.400	47	C HENRY	19	
48	R BLAKE	62	48	S MINNIS	356	48	* J HOLMES	12.350	48	A FEARN	18	(2)
49	J LITHERLAND	61	49	J LEVERS	322	49	* A HOLLIDAY	12.413	49	S LANDER	14	(2)
50	J NEALE	60	50	A FEARN (380)	319	50	* B JOHNSON	12.500	50	T CHADWICK	13	(2)

(Driver Ranking = Average Position in Qualifying, Final Position, Fastest Lap & Race Laps Over Last 20 club nights)

ADULT STATISTICS 1992-2023 - AFTER DHORC 670

Sheet 2 of 5 (Note: Highlighted Names are Current 2023 Members, CS = Best Consecutive Results)

MEETINGS (Junior & Adult) ATTENDED		RACES (Junior & Adult) COMPLETED		DRIVER RANKING		FINALS WON						
Pos	ADULT	No	Pos	ADULT	No	Pos	ADULT	No	CS			
51	M ROGERS	57	51	J NEALE	318	51	* K ALCOCK	12.613	50	R LITHERLAND	13	(2)
52	J LEVERS	53	52	M ROGERS	308	52	* A FEARN	12.625	52	J HITCHCOCK	12	(2)
53	G SCHULE	52	52	L BLACKER	308	53	* M STURGESS	12.675	52	P FOXLEY	12	(2)
54	A FEARN	49	54	M MARTINEZ	289	54	* N LAMBERT	12.950	54	T MEASHAM	11	
54	M MARTINEZ	49	55	K LYE	263	55	* P FOXLEY	12.963	54	S GRAY	11	
56	D OLIVER	45	56	G SCHULE	258	56	* G SCHULE	13.238	56	D WALKER	10	
57	D WALKER	42	57	C BULLOCK (639)	248	57	* J TETLEY	13.313	56	D PASSELL	10	(2)
57	K LYE	42	58	D BRETNALL	225	58	* S GRAY	13.325	56	L EDWARDS	10	
59	D BRETNALL	41	58	T CHADWICK (999)	225	59	* R LAWSON	13.675	56	S SMITH	10	
60	R LITHERLAND (192)	40	60	D OLIVER	216	60	* C HENRY	13.763	60	S DUNN	9	(2)
61	A THOMPSON	39	61	D WALKER	212	61	* D GREEN	13.850	60	K LYE	9	
62	M KNIGHTON	36	62	A DAVIES	211	62	* A STAMPER	14.300	60	R LAWSON	9	
62	T CHADWICK (183)	36	63	T MEASHAM (758)	208	63	* R MASTERS	14.325	63	G LAMBERT	8	(4)
62	C BULLOCK (102)	36	64	M KNIGHTON	206	64	* M HOLLAND	14.375	63	J LITHERLAND	8	
65	S DUNN	35	65	J CHELL	202	65	* N CHATTLE	14.488	63	C COOPER	8	
66	D PASSELL	34	66	D PASSELL	191	66	* J LITHERLAND	14.550	66	R CHADWICK	7	(2)
66	A DAVIES	34	67	S DUNN	183	67	* B BRUCE	14.563	66	A DAVIES	7	
68	T MEASHAM (126)	33	68	A THOMPSON	179	68	* S SMITH	14.713	66	H SMITH	7	
69	G LAMBERT	32	69	P FOXLEY	172	69	* L EDWARDS	14.800	69	M JUBB	6	
69	P FOXLEY	32	70	G LAMBERT	168	70	* C BULLOCK	15.138	69	A STAMPER	6	
71	J CHELL	30	71	M STURGESS	163	71	* D OLVER	15.688	69	C BULLOCK	6	
72	M STURGESS	29	72	S SUMNER	157	72	* D HUGHES-DOWD	15.738	69	K PAYNE	6	
73	R HITCHCOCK	27	73	B BRUCE	148	73	* S DUNN	15.963	69	J TETLEY	6	(2)
73	R CHADWICK	27	74	R LITHERLAND (1,064)	147	74	* A THOMPSON	16.063	69	T BALDOCK	6	
75	S SUMNER	26	75	R CHADWICK	146	75	* G LAMBERT	16.175	75	C SCHOFIELD	5	(2)
76	B BRUCE	25	76	J TETLEY	143	76	* S SUMNER	16.425	75	AJ McPEAKE	5	(2)
77	C STANNARD	24	77	K PAYNE	140	77	* M MARTINEZ	16.763	75	I HOLLAND	5	
78	I HOLLAND	23	78	R HITCHCOCK	138	78	* J CHELL	17.138	75	M TANSLEY	5	
78	J HITCHCOCK	23	79	M HOLLAND	129	79	* C STANNARD	17.325	75	D OLIVER	5	
78	C SCHOFIELD	23	80	J HITCHCOCK	127	80	* R HITCHCOCK	18.063	75	D GREEN	5	
78	D GREEN	23	81	C SCHOFIELD	124	81	* C SCHOFIELD	18.113	75	J CHELL	5	
78	M HOLLAND	23	82	I HOLLAND	120	82	* D WALKER	18.163	75	R JAMES	5	
78	K PAYNE	23	82	D GREEN	120	83	* P BARBER	18.938	75	JJ HUGHES-DOWD	5	
84	J TETLEY	21	84	N CHATTLE	119	84	* J HITCHCOCK	21.388	84	S REVITT	4	(2)
85	N CHATTLE	20	85	S LANDER	118	85	* R CHADWICK	22.013	84	R HITCHCOCK	4	
85	D HUGHES-DOWD	20	85	C STANNARD	118	86	* I HOLLAND	22.288	84	M KNIGHTON	4	
87	M JUBB	19	87	T HAGUES	111	N/A	T BALDOCK	2.583	84	M STURGESS	4	
88	C CARRINGTON	18	88	R JAMES	105	N/A	S REVITT	3.792	84	M BLOOD	4	
88	T HAGUES	18	89	C CARRINGTON	100	N/A	S LANDER	4.485	84	D HUGHES-DOWD	4	
88	M DUTSON	18	90	M JUBB	99	N/A	AJ McPEAKE	6.659	90	S PATCHING	3	
88	JJ HUGHES-DOWD (38)	18	91	C BRADFORD	97	N/A	A HUGHES	6.792	90	C NORRIS	3	
92	N MAFFIN	17	92	P MELLOR	93	N/A	S WHITE	8.000	90	J HENRY	3	
92	S LANDER	17	93	N MAFFIN	82	N/A	C SLATER	9.250	90	C CARRINGTON	3	
92	P MELLOR	17	94	P COCKBILL	81	N/A	L BOWLES	9.813	90	A HUGHES	3	
92	C BRADFORD	17	95	D HUGHES-DOWD	76	N/A	S SIDDANS	10.417	90	M HOLLAND	3	
92	C COOPER	17	96	D LEVERTON	75	N/A	J KELLY	10.500	90	C STANNARD	3	
92	A STEVENSON	17	97	M TANSLEY	73	N/A	J HENRY	11.000	90	J LAWSON	3	
98	P COCKBILL	16	98	YAN SHEN	68	N/A	F HOLMES	11.194	98	H VD HEUVEL	2	(2)
99	R JAMES	15	99	J KELLY	67	N/A	C COOPER	11.500	98	J KELLY	2	
100	M TANSLEY	14	100	S REVITT	63	N/A	M BLOOD	11.639	98	C SLATER	2	(2)

ADULT STATISTICS 1992-2023 - AFTER DHORC 670

Sheet 3 of 5 (Note: Highlighted Names are Current 2023 Members, CS = Best Consecutive Results)

MEETINGS (Junior & Adult) ATTENDED		RACES (Junior & Adult) COMPLETED		DRIVER RANKING			FINALS WON					
Pos	ADULT	No	Pos	ADULT	No	Pos	ADULT	SCORE	Pos	ADULT	No	CS
101	J KELLY	13	101	M WATTS (130)	61	N/A	C ATKINSON	12.125	98	YAN SHEN	2	
101	D LEVERTON	13	101	C COOPER	61	N/A	JJ HUGHES-DOWD	12.458	98	I HALL	2	
101	J LAWSON (85)	13	101	A STEVENSON	61	N/A	J MELLOR	12.650	98	S SUMNER	2	
104	S REVITT	12	104	J McDONALD (98)	60	N/A	A DOBBINS	12.925	98	B BRUCE	2	
104	P PURKIS	12	105	M BLOOD	58	N/A	J LAWSON	13.038	98	C BRADFORD	2	
104	M WATTS (25)	12	105	W BLURTON	58	N/A	H SMITH	13.045	98	M MARTINEZ	2	
104	T STACEY	12	105	F HOLMES (827)	58	N/A	P WRIGHT	13.250	107	R GILLARD	1	
108	A J McPEAKE (76)	11	108	I HALL	57	N/A	T STACEY	13.271	107	D ROYTHORNE	1	
108	YAN SHEN	11	108	T STACEY	57	N/A	P ZIMMERMAN	13.500	107	P COCKBILL	1	
108	H SMITH (113)	11	110	T CASH	54	N/A	M TANSLEY	13.500	107	J JOHNSON	1	
111	R GILLARD	10	110	M DUTSON	54	N/A	L COPLEY	13.500	107	G SCHULE	1	
111	A DOBBINS	10	112	N WRIGHT	52	N/A	N WRIGHT	13.556	107	M WATTS	1	
111	I HALL	10	113	A J McPEAKE (376)	50	N/A	C WILKINSON	14.083	107	B GEBAUERS	1	
111	J McDONALD (16)	10	113	T BALDOCK	50	N/A	C CARRINGTON	14.111	107	G CLARK	1	
115	N WRIGHT	9	115	R GILLARD	49	N/A	K JEFFRIES	14.688	107	L COPLEY	1	
115	M BLOOD	9	115	A DOBBINS	49	N/A	Da BUCKLEY	14.844	107	A DOBBINS	1	
115	T BALDOCK	9	115	D KENNING	49	N/A	A STEVENSON	14.882	107	C WILKINSON	1	
115	T CASH	9	118	P PURKIS	47	N/A	S ALLDREAD	14.917	107	R HILL	1	
115	F HOLMES (139)	9	119	A LEE	46	N/A	B COOK	15.000	107	N CHATTLE	1	
115	A WOODHOUSE	9	119	Z MIDDLETON	46	N/A	J FLETCHER	15.125	107	C ATKINSON	1	
121	C NORRIS	8	121	Da BUCKLEY	43	N/A	M DUTSON	15.361	107	A THOMPSON	1	
121	Da BUCKLEY	8	122	A HUGHES (414)	42	N/A	W BLURTON	15.438	107	A LEE	1	
121	W BLURTON	8	123	P WRIGHT	40	N/A	R HEATON	15.500	107	D LLOYD	1	
121	D KENNING	8	124	G CLARK	39	N/A	D LATHAM	15.500	107	Z MIDDLETON	1	
121	L BOWLES (75)	8	125	S PATCHING	38	N/A	R GILLARD	15.575	107	T STACEY	1	
121	D LATHAM	8	125	C NORRIS	38	N/A	R JAMES	15.617	107	F HOLMES	1	
127	S PATCHING	7	127	J HENRY (695)	37	N/A	A WOODHOUSE	15.639	107	J McDONALD	1	
127	G CLARK	7	128	C WILKINSON	35	N/A	G CLARK	15.750	107	L BOWLES	1	
127	J HENRY (134)	7	128	YUAN ZHI	35	N/A	L HENDERSON	15.750				
127	R HILL	7	128	L ELMORE	35	N/A	A LEE	15.833				
127	L ELMORE	7	131	D BUCKLEY	33	N/A	D LEVERTON	15.846				
132	D HARROP	6	132	R HILL	32	N/A	R SPENCER	15.850				
132	D HART	6	132	D LATHAM	32	N/A	YUAN ZHI	15.875				
132	P WRIGHT	6	134	D HART	30	N/A	R HILL	16.071				
132	C WILKINSON	6	134	D HARROP	30	N/A	S KERR	16.083				
132	A HUGHES (67)	6	134	Ch HOLLAND	30	N/A	P COCKBILL	16.156				
132	Ch HOLLAND	6	137	St BOWMAN	29	N/A	D LLOYD	16.167				
132	D BUCKLEY	6	137	C BLURTON	29	N/A	S PATCHING	16.179				
132	YUAN ZHI	6	139	R SPENCER	28	N/A	Z MIDDLETON	16.250				
132	A LEE	6	140	C ATKINSON	27	N/A	J McDONALD	16.375				
132	Z MIDDLETON	6	141	K JEFFRIES	26	N/A	D KENNING	16.469				
132	S KERR	6	142	L COPLEY	25	N/A	M WATTS	16.625				
143	R SPENCER	5	142	D LLOYD	25	N/A	C NORRIS	16.714				
143	J MELLOR (87)	5	144	J LAWSON (393)	24	N/A	T CASH	16.889				
143	C BLURTON	5	145	S SIDONS	23	N/A	G HADDON	17.000				
146	B GEBAUERS	4	145	JJ HUGHES-DOWD (97)	23	N/A	D HARROP	17.500				
146	C ROBINSON	4	147	S KERR	22	N/A	St BOWMAN	17.500				
146	S HENDRY	4	147	H SMITH (586)	22	N/A	YAN SHEN	17.636				
146	C ATKINSON	4	149	B GEBAUERS	21	N/A	I HALL	17.650				
146	K JEFFRIES	4	150	C ROBINSON	20	N/A	L ZHOU	17.750				

ADULT STATISTICS 1992-2023 - AFTER DHORC 670

Sheet 4 of 5 (Note: Highlighted Names are Current 2023 Members, CS = Best Consecutive Results)

MEETINGS (Junior & Adult) ATTENDED		RACES (Junior & Adult) COMPLETED		DRIVER RANKING			FINALS WON					
Pos	ADULT	No	Pos	ADULT	No	Pos	ADULT	SCORE	Pos	ADULT	No	CS
146	W PARKIN	4	150	S HENDRY	20	N/A	C ROBINSON	18.000				
146	St BOWMAN	4	152	W PARKIN	17	N/A	N MAFFIN	18.103				
153	H VD HEUVEL	3	153	J JOHNSON	16	N/A	D HART	18.208				
153	J JOHNSON	3	153	J MELLOR (497)	16	N/A	T HAGUES	18.236				
153	S ALLDREAD	3	155	S ALLDREAD	15	N/A	C BRADFORD	18.279				
153	L COPLEY	3	155	S BENNETT	15	N/A	D BUCKLEY	18.333				
153	S SIDONS	3	157	H VD HEUVEL	14	N/A	J ASHCROFT	18.375				
153	D LLOYD	3	157	P ZIMMERMANN	14	N/A	B FAHRNER	18.750				
153	S BENNETT	3	157	L HENDERSON	14	N/A	Ch HOLLAND	18.792				
160	D ROYTHORNE	2	160	L BOWLES (335)	13	N/A	C BLURTON	18.800				
160	J ASHCROFT	2	161	D ROYTHORNE	11	N/A	B GEBAUERS	18.875				
160	A CARTER	2	162	J ASHCROFT	10	N/A	S HENDRY	19.188				
160	B FAHRNER	2	162	A CARTER	10	N/A	D ROYTHORNE	19.375				
160	L ZHOU	2	162	B FAHRNER	10	N/A	M JUBB	19.408				
160	B COOK	2	162	B COOK	10	N/A	S BENNETT	19.417				
160	J FLETCHER	2	162	J FLETCHER	10	N/A	J JOHNSON	19.500				
167	S WHITE	1	167	L ZHOU	9	N/A	A HARTLEY	19.750				
167	P DUNNE	1	168	C SLATER	7	N/A	W PARKIN	19.813				
167	A HARTLEY	1	169	T MAKUNI	6	N/A	T MAKUNI	20.000				
167	C SLATER	1	169	A WOODHOUSE	6	N/A	P DUNNE	20.750				
167	P ZIMMERMANN	1	171	S WHITE	5	N/A	P MELLOR	20.882				
167	L HENDERSON	1	171	R HEATON	5	N/A	A CARTER	21.625				
167	G HADDON (26)	1	171	A HARTLEY	5	N/A	L ELMORE	21.786				
167	T MAKUNI	1	171	G HADDON (143)	5	N/A	P PURKIS	22.667				
167	R HEATON	1	175	P DUNNE	4	N/A	H VD HEUVEL	22.917				

JUNIOR STATISTICS 1992-2023 - AFTER DHORC 670

Sheet 1 of 4 (Note: Highlighted Names are Current 2023 Members, CS = Best Consecutive Results)

MEETINGS ATTENDED		RACES COMPLETED		DRIVER RANKING		FINALS WON						
Pos	JUNIOR	No	Pos	JUNIOR	No	Pos	JUNIOR	No	CS			
1	A TURNBULL	152	1	R LITHERLAND	917	1	* L SMITH	1.113	1	R LITHERLAND	61	(5)
1	R LITHERLAND	152	2	A TURNBULL	905	2	* A HUGHES	1.175	2	J HENRY	59	(3)
3	T CHADWICK	147	3	L TURNBULL	807	3	* AJ McPEAKE	1.275	3	A HALL	56	
4	L TURNBULL	133	4	T CHADWICK	774	4	* L BOWLES	1.338	3	A TURNBULL	56	(2)
5	F HOLMES	130	5	F HOLMES	769	5	* J MELLOR	1.400	5	T CHADWICK	51	
6	G REYES-ENGLAND	128	6	G REYES-ENGLAND	766	6	* J HENRY	1.438	6	J SISMEY	47	
7	J HENRY	127	7	J HENRY	658	7	* A HALL	1.475	7	J MELLOR	36	
8	J SISMEY	120	8	J SISMEY	654	8	* R LITHERLAND	1.600	8	H SMITH	35	(2)
9	R REES	103	9	Z ROYTHORNE	602	9	* T MEASHAM	1.638	9	L BOWLES	34	
10	H SMITH	102	10	H SMITH	584	10	* A TURNBULL	1.663	10	L SMITH	33	
11	Z ROYTHORNE	100	11	T MEASHAM	550	11	* T CHADWICK	1.825	11	P CONNALLY	32	(2)
12	P CONNALLY	95	12	L BROOKS	539	12	* J SISMEY	1.838	12	M MINNIS	31	(2)
13	C BRENTNALL	94	13	B ROYTHORNE	504	13	* M MINNIS	2.000	14	A HUGHES	31	
14	T MEASHAM	93	14	P CONNALLY	500	14	* J PATEMAN	2.025	14	AJ McPEAKE	30	(2)
15	B ROYTHORNE	84	15	A HALL	490	15	* P CONNALLY	2.175	14	C BRENTNALL	30	(2)
16	L BROOKS	83	16	C BRENTNALL	486	16	* JJ HUGHES-DOWD	2.250	14	J PATEMAN	30	
17	J MELLOR	82	17	J MELLOR	481	17	* C BRENTNALL	2.275	14	G REYES-ENGLAND	30	
18	A HALL	80	18	R REES	467	18	* C BULLOCK	2.300	18	C BOWLES	28	
19	C BOWLES	78	19	J PATEMAN	428	19	* C BOWLES	2.313	18	L TURNBULL	28	(2)
20	T PANK	74	20	C BOWLES	402	20	* H SMITH	2.375	20	F HOLMES	26	
21	J LAWSON	72	21	C BULLOCK	391	21	* J LAWSON	2.463	21	B ROYTHORNE	25	(2)
22	J PATEMAN	71	22	K LEVERS	381	22	* K ASHWORTH	2.613	21	Z ROYTHORNE	25	(3)
23	M MINNIS	68	23	T PANK	378	23	* N GULL	2.763	23	R REES	24	
24	L BOWLES	67	24	A HUGHES	372	24	* T PANK	2.800	24	J STEVENSON	23	
25	C BULLOCK	66	24	Ca HOLLAND	372	25	* Z ROYTHORNE	3.038	24	T MEASHAM	23	(3)
25	K LEVERS	66	26	J MARTINEZ	369	26	* K LEVERS	3.125	26	L BROOKS	21	(2)
27	AJ McPEAKE	65	26	J LAWSON	369	27	* K ALI	3.188	27	T PANK	20	
28	A HUGHES	61	28	L SMITH	352	28	* L TURNBULL	3.238	27	J LAWSON	20	(2)
28	Ca HOLLAND	61	28	M LITHERLAND	352	29	* B ROYTHORNE	3.250	29	K LEVERS	15	
30	J MARTINEZ	59	30	M MINNIS	343	30	* P WALKER	3.325	30	D BARKER	14	
31	L SMITH	55	31	AJ McPEAKE	326	31	* J THOMPSON	3.400	30	M LITHERLAND	14	
32	J STEVENSON	54	32	B BROOKS	325	32	* J LISTER	3.700	32	J MARTINEZ	13	
33	M LITHERLAND	53	33	L BOWLES	322	33	* T GREEN	3.725	33	C DAVENPORT	12	
34	D BARKER	51	34	D PAUL	308	34	* P MARTIN	3.763	33	K ALI	12	
34	B BROOKS	51	35	L CHADWICK	277	34	* R COOK	3.763	33	D PAUL	12	(2)
36	D PAUL	49	36	J STEVENSON	276	36	* C DAVENPORT	3.775	36	M McNULTY	10	
37	S SCHULE	47	37	D BARKER	266	37	* S SLATER	3.813	36	P MARTIN	10	
37	L CHADWICK	47	38	P MARTIN	263	38	* K SCHOFIELD	3.888	36	S BOWMAN	10	
39	P WALKER	46	39	S BOWMAN	244	39	* K COOK	4.050	39	G HADDON	9	
40	P MARTIN	45	40	P WALKER	236	40	* F HOLMES	4.250	39	T GREEN	9	
41	J LISTER	41	41	S SCHULE	234	41	* G HADDON	4.500	39	N GULL	9	
41	S BOWMAN	41	41	J LISTER	234	42	* E HENRY	4.650	39	M BRADLEY	9	
43	J HAGUES	38	43	J HAGUES	221	43	* G REYES-ENGLAND	4.738	39	J THOMPSON	9	
44	K ALI	30	44	R COOK	197	44	* A OXSPRING	4.750	44	K SCHOFIELD	8	
45	M McNULTY	29	45	M BRADLEY	194	45	* R REES	4.800	44	L CHADWICK	8	
45	J BULLOCK	29	46	D JACKSON	190	46	* M BRADLEY	4.900	44	C BULLOCK	8	
45	R COOK	29	47	I BRADLEY	189	47	* D BARKER	5.038	44	B BROOKS	8	(2)
45	A OXSPRING	29	48	K ALI	185	48	* J STEVENSON	5.125	44	Ca HOLLAND	8	
45	I BRADLEY	29	48	E JACKSON	185	49	* R HUGHES	5.275	44	H TAYLOR	8	
45	M BRADLEY	29	50	N BRADFORD	172	50	* J ELMORE	5.600	50	R LEY	7	

(Driver Ranking = Average Position in Qualifying, Final Position, Fastest Lap & Race Laps Over Last 20 club nights)

JUNIOR STATISTICS 1992-2023 - AFTER DHORC 670

Sheet 2 of 4 (Note: Highlighted Names are Current 2023 Members, CS = Best Consecutive Results)

MEETINGS ATTENDED		RACES COMPLETED		DRIVER RANKING		FINALS WON					
Pos	JUNIOR	No	Pos	JUNIOR	No	Pos	JUNIOR	No CS			
45	D JACKSON	29	51	A BRADFORD	169	50	* J MARTINEZ	5.600	50	A CHATTLE	7
52	C DAVENPORT	28	52	M SEO	163	52	* M SEO	5.675	50	A BRADFORD	7
52	E HENRY	28	52	K COOK	163	53	* A CHATTLE	5.863	53	S SLATER	6 (2)
52	E JACKSON	28	52	A OXSPRING	163	54	* L CHADWICK	6.025	53	P WALKER	6 (2)
55	K SCHOFIELD	27	52	S ROYTHORNE	163	55	* J WATSON	6.063	53	G CONNALLY	6
56	N GULL	26	56	N GULL	156	56	* M LITHERLAND	6.250	53	E HENRY	6
56	N BRADFORD	26	57	M McNULTY	154	57	* M McNULTY	6.288	53	R COOK	6
58	G HADDON	25	57	J PERRY	154	58	* J BULLOCK	6.300	53	E JACKSON	6
58	A BRADFORD	25	59	R HUGHES	151	59	* B BROOKS	6.488	53	D JACKSON	6 (2)
58	S ROYTHORNE	25	60	J BULLOCK	150	60	* D PAUL	6.550	53	T JAMES	6 (2)
61	K COOK	24	61	C DAVENPORT	149	61	* D JACKSON	7.088	53	J HAGUES	6 (2)
61	J PERRY	24	62	K SCHOFIELD	144	62	* H TAYLOR	7.513	53	JJ HUGHES-DOWD	6
61	J THOMPSON	24	63	E HENRY	143	63	* S SCHULE	7.825	63	L HAWLEY	5
64	A CHATTLE	23	64	G HADDON	138	64	* S BOWMAN	8.050	63	J BULLOCK	5
64	L STOTT-ZAFIROPOULOS	23	65	A CHATTLE	136	65	* E STOTT-ZAFIROPOULOS	8.063	63	A HARTLEY	5 (2)
64	J ELMORE	23	66	L STOTT-ZAFIROPOULOS	135	66	* S MAFFIN	8.275	63	B CARRINGTON	5
67	J WATSON	22	67	H TAYLOR	134	67	* L BROOKS	8.475	63	K ASHWORTH	5
67	R MAFFIN	22	68	K ASHWORTH	132	68	* S MARTINEZ	8.600	63	M WARREN	5
67	T GREEN	22	68	J ELMORE	132	69	* T SHARP	8.663	63	K COOK	5
67	R HUGHES	22	70	T JAMES	131	70	* L STOTT-ZAFIROPOULOS	8.900	63	N BRADFORD	5
67	E STOTT-ZAFIROPOULOS	22	71	E STOTT-ZAFIROPOULOS	130	71	* Ca HOLLAND	8.913	63	I PAUL	5 (2)
72	K ASHWORTH	21	72	B RILEY	124	72	* R MAFFIN	8.988	72	A REES	4
72	H TAYLOR	21	73	T GREEN	119	73	* N BRADFORD	9.550	72	J WATSON	4
72	S MARTINEZ	21	74	S MARTINEZ	117	74	* I BRADLEY	9.688	72	T SHARP	4
75	S SLATER	20	75	J WATSON	113	75	* J HAGUES	9.800	72	M WATTS	4
75	T SHARP	20	76	R MAFFIN	109	76	* S ROYTHORNE	10.000	72	J LISTER	4
75	S MAFFIN	20	77	S SLATER	108	77	* A BRADFORD	10.775	72	B JEFFRIES	4
75	T JAMES	20	77	B CARRINGTON	108	78	* T JAMES	10.863	72	E STOTT-ZAFIROPOULOS	4
75	JJ HUGHES-DOWD	20	79	T SHARP	103	79	* E JACKSON	12.500	72	L STOTT-ZAFIROPOULOS	4
80	B RILEY	19	79	J GRATTON	103	80	* J PERRY	13.813	72	J ELMORE	4
80	E DOYLE	19	81	S MAFFIN	99	N/A	L CAPEWELL	2.438	72	S ROYTHORNE	4
80	T STEVENSON	19	82	M WARREN	98	N/A	S GILLARD	2.725	72	E DOYLE	4
83	B CARRINGTON	18	83	F McCANDLESS	96	N/A	M WARREN	2.817	83	A PANK	3
84	R LEY	17	84	R LEY	92	N/A	J WOODHOUSE	3.528	83	C CLARK	3
84	G CONNALLY	17	84	J THOMPSON	92	N/A	A WATHEY	3.545	83	R HUGHES	3
84	J GRATTON	17	86	G CONNALLY	91	N/A	K JACKSON	3.563	83	J PERRY	3
87	A HARTLEY	15	87	A HARTLEY	83	N/A	T REES	3.667	83	J BLURTON	3
87	J MOSEDALE	15	88	JJ HUGHES-DOWD	74	N/A	S TAGUE	3.813	83	T STEVENSON	3
87	M WARREN	15	89	A WATHEY	72	N/A	A FEARN	3.850	89	C WOODCOCK	2
90	C KAVANAGH	13	89	J MOSEDALE	72	N/A	E DOYLE	3.895	89	Mat McNULTY	2
90	M WATTS	13	89	B JEFFRIES	72	N/A	N ZIMMERMANN	3.969	89	J MOSEDALE	2
92	J DOBBINS	12	92	T STEVENSON	70	N/A	R LEY	4.103	89	D SPENCER	2
92	F McCANDLESS	12	93	M WATTS	69	N/A	C CLARK	4.179	89	N ZIMMERMANN	2
94	A PANK	11	94	I PAUL	68	N/A	D SPENCER	4.375	89	A OXSPRING	2
94	A WATHEY	11	95	C KAVANAGH	65	N/A	N BLACK	4.375	89	L BLAKE	2
94	N McDONALD	11	95	E DOYLE	65	N/A	M BUCKLEY	4.417	89	D JEFFRIES	2 (2)
97	S GILLARD	10	97	D JEFFRIES	62	N/A	M WESTON	4.438	89	J GRATTON	2
97	A FEARN	10	98	A FEARN	61	N/A	T KERR	4.458	89	F McCANDLESS	2
97	I MATTHEWS	10	98	I MATTHEWS	61	N/A	L BLAKE	4.500	89	I BRADLEY	2
100	L HAWLEY	9	100	J DOBBINS	60	N/A	M YEOMANS	4.563	89	E PAUL	2 (2)

JUNIOR STATISTICS 1992-2023 - AFTER DHORC 670

Sheet 3 of 4 (Note: Highlighted Names are Current 2023 Members, CS = Best Consecutive Results)

MEETINGS ATTENDED		RACES COMPLETED		DRIVER RANKING		FINALS WON					
Pos	JUNIOR	No	Pos	JUNIOR	No	Pos	JUNIOR	No	CS		
100	D NEALE	9	101	A PANK	58	N/A	T STEVENSON	4.981	89	B RILEY	2
100	C WOODCOCK	9	102	N McDONALD	57	N/A	I MATTHEWS	5.075	89	J McDONALD	2
100	Mat McNULTY	9	103	J BLURTON	56	N/A	J DOBBINS	5.083	89	T KERR	2
100	B JEFFRIES	9	104	Ca BLURTON	55	N/A	N McDONALD	5.114	89	J WOODHOUSE	2
100	D JEFFRIES	9	105	E PAUL	54	N/A	A HARTLEY	5.212	105	S GILLARD	1
100	I PAUL	9	106	N ZIMMERMANN	51	N/A	B REES	5.350	105	C KAVANAGH	1
100	E PAUL	9	107	S GILLARD	50	N/A	J MOSEDALE	5.462	105	D NEALE	1
100	J WOODHOUSE	9	107	L HAWLEY	50	N/A	M WILLIS	5.750	105	A MILNER	1
109	M SEO	8	109	S LIVESEY	49	N/A	B CARRINGTON	5.847	105	T REES	1
109	TI REES	8	110	C BARTLETT	48	N/A	E WOODHOUSE	6.000	105	R MAFFIN	1
109	C BARTLETT	8	111	Mat McNULTY	47	N/A	J McDONALD	6.458	105	T ALLDREAD	1
109	Ca BLURTON	8	112	C WOODCOCK	46	N/A	B JEFFRIES	6.472	105	M HART	1
109	J BLURTON	8	113	D NEALE	44	N/A	L BELL	6.590	105	S MAFFIN	1
114	A MILNER	7	114	C CLARK	41	N/A	D GEBAUERS	6.750	105	D GEBAUERS	1
114	A REES	7	115	TI REES	40	N/A	D NEALE	7.083	105	L BELL	1
114	C CLARK	7	116	A REES	38	N/A	L HAWLEY	7.083	105	M SEO	1
114	N ZIMMERMANN	7	116	J McDONALD	38	N/A	D JEFFRIES	7.111	105	A FEARN	1
114	M BUCKLEY	7	116	J WOODHOUSE	38	N/A	Mat McNULTY	7.167	105	I MATTHEWS	1
114	E WOODHOUSE	7	119	A MILNER	36	N/A	C BARTLETT	7.344	105	M WILLIS	1
120	M HART	6	120	B REES	35	N/A	J GRATTON	7.426	105	B REES	1
120	S LIVESEY	6	121	M BUCKLEY	33	N/A	M WATTS	7.519	105	S TAGUE	1
120	SM BLURTON	6	122	M HART	31	N/A	C WOODCOCK	8.056	105	L CAPEWELL	1
120	J McDONALD	6	122	A PARKIN	31	N/A	R FREEMAN	8.417	105	M BUCKLEY	1
120	T KERR	6	122	SM BLURTON	31	N/A	H MOHAMMED	8.500	105	S LIVESEY	1
125	L BELL	5	122	E WOODHOUSE	31	N/A	G CONNALLY	8.588	105	L PARKIN	1
125	B REES	5	126	L PARKIN	30	N/A	B RILEY	8.697	105	A PARKIN	1
125	L BLAKE	5	127	K JACKSON	29	N/A	A STOTT	8.750	105	R FREEMAN	1
125	A PARKIN	5	127	M WESTON	29	N/A	A MILNER	8.786	105	S MARTINEZ	1
125	L PARKIN	5	127	R FREEMAN	29	N/A	M HART	9.417	105	E DOYLE	1
130	D SPENCER	4	130	L BELL	26	N/A	Ca BLURTON	9.594			
130	M YEOMANS	4	130	M YEOMANS	26	N/A	J BLURTON	9.781			
130	M WILLIS	4	132	S TAGUE	24	N/A	A PANK	10.114			
130	S TAGUE	4	132	T KERR	24	N/A	T ALLDREAD	10.167			
130	K JACKSON	4	134	D SPENCER	23	N/A	E GIBBS	10.417			
130	L CAPEWELL	4	135	M WILLIS	20	N/A	F McCANDLESS	10.558			
130	M WESTON	4	135	L CAPEWELL	20	N/A	C KAVANAGH	10.692			
137	T REES	3	137	T REES	16	N/A	TI REES	10.719			
137	D ALLDREAD	3	137	T ALLDREAD	16	N/A	D ALLDREAD	10.750			
137	T ALLDREAD	3	137	D GEBAUERS	16	N/A	A REES	10.786			
137	D GEBAUERS	3	140	D ALLDREAD	15	N/A	SM BLURTON	10.833			
137	E GIBBS	3	140	E GIBBS	15	N/A	A PARKIN	11.300			
137	R FREEMAN	3	142	H MOHAMMED	14	N/A	E PAUL	11.806			
143	N BLACK	2	143	L BLAKE	13	N/A	L PARKIN	12.900			
144	H MOHAMMED	1	144	N BLACK	10	N/A	S LIVESEY	13.083			
144	A STOTT	1	145	A STOTT	5	N/A	I PAUL	13.667			

Outright Track Record Holders After DHORC 670

Adults

Pos	Name	Qualifying	F1	GC	F1	GC	Total
			Fastest Laps	Fastest Laps	Race Laps	Race Laps	
1	L Pateman	35	46	63	28	49	221
2	S Goodlip	21	34	11	29	16	111
3	A Smith	29	11	26	13	24	103
4	N Sismey	15	8	11	15	16	65
5	J Sismey	15	7	8	14	12	56
6	M Chadwick	12			8	9	29
7	W Lander	9	5	3	6		23
8	P Rees	3	3		11	3	20
9	A McPeake	4	3	5	7		19
10	J Tague	4	3	2	3	5	17
11	J Lymer	4	2	1	2	1	10
12	T Baldock	3	1	1	1	2	8
13	D Garbett	1	1	1	3	1	7
14	L Smith	2	1	3			6
14	A Turnbull	1	2		3		6
16	C Roythorne		2	2		1	5
17	J Neale				2	1	3
17	S Anand	1			1	1	3
17	T Chadwick		1		2		3
17	J Lamb	1		1	1		3
21	M Allsopp				2		2
21	S Lander			1	1		2
21	C Bowles	1	1				2
24	G Peach		1				1
24	D McPeake		1				1
24	J Roythorne				1		1
24	S Pank				1		1
Total		151	122	130	136	135	728

Note: Some Records Can Be Held By More Than One Member - Highlighted Names 2023 Members

Outright Track Record Holders After DHORC 670

Juniors

Pos	Name	Qualifying	F1	GC	F1	GC	Total
			Fastest Laps	Fastest Laps	Race Laps	Race Laps	
1	A Turnbull	31	22	16	34	17	120
2	R Litherland	24	21	26	14	28	113
3	J Sismey	15	15	12	11	17	70
4	A Hall	12	8	6	13	11	50
5	T Chadwick	7	6	10	7	19	49
6	AJ McPeake	10	9	4	9	4	36
6	L Bowles	15	3	5	4	9	36
8	T Measham	6	4	1	13	3	27
8	J Henry	2	9	5	9	2	27
10	J Mellor	10	4	4	2	4	24
11	H Smith	7	5	5	3	2	22
12	M Minnis	6	2	4	2	5	19
13	Z Roythorne	2	2	6		8	18
14	J Pateman	4	4	5	1	3	17
15	B Roythorne	1	1	6		2	10
16	F Holmes	1	3	2	3		9
16	C Brentnall		2	3		4	9
18	J Lawson	1	2	2	3		8
18	A Hughes	2	1	5			8
18	L Smith		4		4		8
21	T Pank		1	3	2		6
21	C Bowles	2	1		1	2	6
23	P Connally		1	3			4
23	R Rees	1	1	1		1	4
23	K Ashworth	1	1	1		1	4
23	L Turnbull	1	1		2		4
27	K Levers		1		1	1	3
27	JJ Hughes-Dowd	2	1				3
29	P Martin		1		1		2
29	N Gull		1		1		2
31	Ca Holland			1			1
31	E Henry		1				1
31	C Clark					1	1
31	K All				1		1
31	B Brooks				1		1
31	J Elmore		1				1
31	S Roythorne			1			1
31	A Hartley			1			1
Total		163	139	138	142	144	726

Note: Some Records Can Be Held By More Than One Member - Highlighted Names 2023 Members

DHORC Statistics 2023

Poles		Adult			Junior			Poles	
Records		Name	Total	2023	Name	Total	2023	Records	
All Time		L Pateman	127	5	L Bowles	26	7	All Time	
L Pateman	127	S Goodlip	90	3	H Smith	11		R Litherland	61
Season		N Sismey	85		J Lawson	10		Season	
S Goodlip	17	A Smith	54	4	JJ Hughes-Dowd	5	4	L Smith	21
		P Rees	19	1					
		L Smith	6						
		D Garbett	5						
		G Peach	2						
		C Bowles	2						
		A Turnbull	1						
Race Wins		Adult			Junior			Race Wins	
Records		Name	Total	2023	Name	Total	2023	Records	
All Time		L Pateman	119	3	L Bowles	25	9	All Time	
L Pateman	119	S Goodlip	87	4	H Smith	12		A Hall	49
Season		N Sismey	85		J Lawson	10		Season	
W Lander	16	A Smith	48	4	JJ Hughes-Dowd	4	3	L Smith	20
		P Rees	29	1	J Thompson	1		A Hall	20
		D Garbett	4		J Woodhouse	1			
		L Smith	4		E Doyle	1			
		G Peach	3						
		A Turnbull	3						
		R Litherland	2						
Fast Laps		Adult			Junior			Fast Laps	
Records		Name	Total	2023	Name	Total	2023	Records	
All Time		L Pateman	284	4	L Bowles	26	10	All Time	
L Pateman	284	S Goodlip	57	3	H Smith	18		J Sismey	59
Season		A Smith	56	4	J Lawson	9		Season	
L Pateman	19	N Sismey	50		JJ Hughes-Dowd	3	2	L Smith	21
A Smith	19	P Rees	12						
		L Smith	7						
		D Garbett	5						
		G Peach	3						
		C Bowles	4	1					
		A Turnbull	2						
Race Laps		Adult			Junior			Race Laps	
Records		Name	Total	2023	Name	Total	2023	Records	
All Time		L Pateman	187	5	L Bowles	26	9	All Time	
L Pateman	187	N Sismey	90		H Smith	10		R Litherland	63
Season		S Goodlip	70	4	J Lawson	9		Season	
W Lander	16	A Smith	60	3	JJ Hughes-Dowd	4	3	A Hall	22
		P Rees	23		J Woodhouse	1			
		L Smith	10		E Doyle	1			
		D Garbett	7						
		G Peach	2						
		A Turnbull	2						
		C Bowles	2						

Current Members Best Ever Position Records after DHORC 670

Qualifying				Final Position				Fastest Laps				Race Laps				
Pos	Adult	DHORC	Gap	Pos	Adult	DHORC	Gap	Pos	Adult	DHORC	Gap	Pos	Adult	DHORC	Gap	Date
1	A Smith	670	0	1	A Smith	670	0	1	S Goodlip	670	0	1	A Smith	670	0	18-Jul-23
1	S Goodlip	669	1	1	S Goodlip	669	1	1	C Bowles	669	1	1	S Goodlip	669	1	18-Jul-23
1	L Pateman	667	3	1	L Pateman	667	3	1	A Smith	666	4	1	L Pateman	668	2	27-Jun-22
1	P Rees	661	9	1	P Rees	665	5	1	L Pateman	665	5	1	D Garbett	657	13	13-Dec-22
1	C Bowles	647	23	1	R Litherland	652	18	1	D Garbett	657	13	1	C Bowles	653	17	08-Nov-22
1	A Turnbull	635	35	1	A Turnbull	649	21	1	A Turnbull	625	45	1	P Rees	649	21	27-Sep-22
1	D Garbett	625	45	1	N Sismey	645	25	1	L Smith	591	79	1	N Sismey	645	25	28-Jun-22
1	N Sismey	613	57	1	D Garbett	611	59	1	G Peach	565	105	1	A Turnbull	635	35	22-Feb-22
1	L Smith	591	79	1	L Smith	566	104	1	N Sismey	511	159	1	L Smith	579	91	04-Sep-18
1	G Peach	565	105	1	G Peach	537	133	1	P Rees	497	173	1	G Peach	565	105	24-Feb-18
2	R Litherland	624	46	2	C Bowles	600	70	2	R Litherland	624	46	2	R Litherland	624	46	28-Sep-21
4	D Turnbull	658	12	3	D Turnbull	527	143	3	L Blacker	658	12	4	L Blacker	642	28	17-May-22
4	L Blacker	650	20	4	S Smith	537	133	4	D Turnbull	564	106	4	S Smith	537	133	25-Feb-17
5	S Gray	627	43	5	L Bowles	669	1	5	JJ Hughes-Dowd	670	0	5	D Turnbull	596	74	09-Apr-19
6	L Bowles	669	1	5	S Gray	627	43	5	L Bowles	669	1	6	L Bowles	669	1	18-Jul-23
7	A Woodhouse	669	1	6	L Blacker	655	15	6	H Smith	658	12	6	R Lawson	530	140	18-Oct-16
7	M Dutton	649	21	6	R Lawson	530	140	6	J Lawson	650	20	7	S Gray	627	43	09-Nov-21
7	R Lawson	629	41	7	J Lawson	650	20	7	S Gray	635	35	7	A Woodhouse	669	1	18-Jul-23
7	S Smith	538	132	8	H Smith	657	13	8	S Smith	657	13	8	H Smith	657	13	13-Dec-22
8	J Lawson	650	20	8	M Dutton	649	21	8	R Lawson	530	140	8	J Lawson	650	20	27-Sep-22
9	JJ Hughes-Dowd	655	15	9	JJ Hughes-Dowd	655	15	9	M Dutton	649	1	9	M Dutton	647	23	09-Aug-22
10	D Hughes-Dowd	665	5	11	D Hughes-Dowd	667	3	11	A Woodhouse	669	1	9	JJ Hughes-Dowd	655	15	29-Nov-22
10	H Smith	657	13	11	D Latham	661	9	11	D Hughes-Dowd	669	1	10	A Stevenson	667	3	23-May-23
10	A Thompson	646	24	13	A Thompson	645	25	13	A Stevenson	655	15	11	A Thompson	655	15	29-Nov-22
11	A Stevenson	658	12	14	A Stevenson	657	13	14	A Thompson	644	26	12	D Hughes-Dowd	665	5	02-May-23
12	D Latham	661	9	14	A Woodhouse	647	23	14	D Latham	668	2	14	D Latham	661	9	21-Feb-23
Pos	Junior	DHORC	Gap	Pos	Junior	DHORC	Gap	Pos	Junior	DHORC	Gap	Pos	Junior	DHORC	Gap	Date
1	L Bowles	670	0	1	L Bowles	670	0	1	L Bowles	670	0	1	L Bowles	670	0	18-Jul-23
1	JJ Hughes-Dowd	668	2	1	JJ Hughes-Dowd	667	3	1	JJ Hughes-Dowd	667	3	1	JJ Hughes-Dowd	668	2	27-Jun-23
1	H Smith	658	12	1	H Smith	657	13	1	H Smith	658	12	1	H Smith	657	13	13-Dec-22
1	J Lawson	656	14	1	J Lawson	656	14	1	J Lawson	655	15	1	J Lawson	656	14	29-Nov-22
2	J Woodhouse	669	1	1	E Doyle	649	21	2	J Woodhouse	647	23	2	E Doyle	649	21	27-Sep-22
2	E Doyle	660	10	1	J Woodhouse	647	23	2	E Doyle	646	24	2	J Woodhouse	647	23	09-Aug-22
3	J Thompson	636	34	2	J Thompson	640	30	2	J Thompson	636	34	2	J Thompson	636	34	22-Feb-22
3	T Stevenson	661	9	2	T Stevenson	653	17	2	T Stevenson	659	11	4	T Stevenson	670	0	18-Jul-23
5	E Woodhouse	663	7	5	E Woodhouse	663	7	5	E Woodhouse	669	1	5	E Woodhouse	663	7	14-Mar-23

Distance Covered In DHORC Club Championship 2023

Pos	Competitor	Class	Laps	Feet	Feet / Race	Miles	Races
1	S Goodlip	A	1,258.3	126,184	2,474	23.9	51
2	N Sismey	A	1,189.7	118,870	2,286	22.5	52
3	A Turnbull	A	1,150.6	116,554	2,285	22.1	51
4	P Rees	A	1,148.6	116,225	2,193	22.0	53
5	A Smith	A	1,098.4	109,982	2,444	20.8	45
6	L Pateman	A	1,078.5	106,362	2,474	20.1	43
7	L Blacker	A	1,061.9	106,296	1,933	20.1	55
8	G Peach	A	1,056.9	104,849	2,140	19.9	49
9	D Turnbull	A	1,044.8	104,782	2,055	19.8	51
10	C Bowles	A	929.0	93,990	2,238	17.8	42
11	JJ Hughes-Dowd	J	914.9	92,160	1,881	17.5	49
12	S Gray	A	867.0	86,439	1,879	16.4	46
13	D Hughes-Dowd	A	848.5	85,429	1,643	16.2	52
14	L Bowles	J	840.3	84,204	1,958	15.9	43
15	R Litherland	A	740.8	70,929	2,149	13.4	33
16	A Stevenson	A	691.1	68,889	1,862	13.0	37
17	T Stevenson	J	614.6	61,284	1,362	11.6	45
18	D Latham	A	506.0	53,100	1,659	10.1	32
19	J Thompson	A	527.1	51,313	1,655	9.7	31
20	A Woodhouse	A	483.7	49,330	1,644	9.3	30
21	J Woodhouse	J	464.9	47,878	1,496	9.1	32
22	A Thompson	A	464.9	45,722	1,759	8.7	26
23	S Smith	A	372.7	38,526	1,835	7.3	21
24	R Lawson	A	396.5	37,312	1,696	7.1	22
25	H Smith	J	355.3	36,685	1,747	6.9	21
26	E Woodhouse	J	334.6	34,504	1,113	6.5	31
27	J Lawson	J	348.3	32,587	1,552	6.2	21
28	JJ Hughes-Dowd	A	274.4	27,847	1,989	5.3	14
29	D Garbett	A	199.0	21,106	2,111	4.0	10
30	L Bowles	A	153.6	15,823	2,260	3.0	7
31	E Doyle	J	145.9	15,513	1,724	2.9	9
32	H Smith	A	136.4	14,146	2,021	2.7	7
33	J Lawson	A	130.1	12,004	1,715	2.3	7
34	L Smith	A	89.0	9,456	1,576	1.8	6
35	M Dutson	A	66.7	6,403	1,601	1.2	4
Pos	Competitor	Class	21,983.0	2,202,680.4	1,897.3	417.2	1,128

Next Circuit



DHORCingham



Where Do We Race Next?

What Are The Records?

Who Has Been On The Podium?

Circuit History

Our all new eight lane 107'11" DHORCingham Oval routed track was born from the ashes of our 20 year old Rockingham Motor Speedway Oval built by **Brad Bowman** in Escondido, north of San Diego in California, USA. Rockingham was a 119'4" foot replica of the English oval near Corby, in Northamptonshire, which hosted two USA based Champ Car World Series races with the fastest lap being set at 211 mph.

The fastest lap of our Rockingham Oval was recorded by **Angus Smith** with a 3.13 second lap, equating to 25.995mph, on 23Feb19 with his GC car. The fastest F1 lap was set by **Chris Bowles** on 24Feb18 with a 4.17 second lap (19.512mph). To beat these mph records at the shorter DHORCingham we will have to see lap times of 2.83 seconds (GC) and 3.77 (F1) respectively.

For the first time we will be running four different classes on an oval, which will give us four Club Nights on one evening for the first time in DHORC's history.

Rounds 13-16				DHORCingham (UK)			
Previous Results							
Adults				1st	2nd	3rd	
DHORC 671 F1 V	25-Jul	2023	107'11"				
DHORC 672 F1 T	25-Jul	2023	107'11"				
DHORC 673 GC B	25-Jul	2023	107'11"				
DHORC 674 GC V	25-Jul	2023	107'11"				
Juniors				1st	2nd	3rd	
DHORC 671 F1 V	25-Jul	2023	107'11"				
DHORC 672 F1 T	25-Jul	2023	107'11"				
DHORC 673 GC B	25-Jul	2023	107'11"				
DHORC 674 GC V	25-Jul	2023	107'11"				



Circuit Records		Lap Length 107'11"	
Qualifying		Qualifying	
F1 V-Jet	TBA	GC Bulldog	TBA
F1 Tyco	TBA	GC Viper	TBA
Fastest Laps		Fastest Laps	
F1 V-Jet	TBA	GC Bulldog	TBA
F1 Tyco	TBA	GC Viper	TBA
Race Laps		Race Laps	
F1 V-Jet	TBA	GC Bulldog	TBA
F1 Tyco	TBA	GC Viper	TBA
Final Points		Total Laps	Total Miles
Points	TBA	TBA	TBA



DHORC 671-674





LEXAN BODY CATALOGUE

Legends

SWB = 38mm (1.5")
between axle centres

LWB = 41mm (1.6")
between axle centres



AC Cobra
Convertible
LWB



Acura NSX
GT3 2017
LWB
30mm Clip



Alfa Romeo 155
Touring Car
LWB
29mm Clip



Alfa Romeo
BTCC
LWB
30mm Clip



Alfa Romeo
TZ3 Corsa
SWB
29mm Clip



Aston Martin
Vantage GT3
LWB



Audi
R8LMS GT3
LWB



Audi S3
BTCC
LWB
27mm Clip



Austin
Mini Cooper
SWB
28mm Clip



Bentley
Continental GT3
LWB
30mm Clip










BMW
320i Turbo Grp5
SWB
27mm Clip



BMW 1 Series
BTCC
LWB
29mm Clip








































BMW
M1
SWB
30mm Clip
















			
BMW M3 GT2 LWB 27mm Clip	BMW Z4 GT3 LWB	BMW Z8 Convertible LWB 30mm Clip	Bugatti EB110 SWB 32mm Clip
			
Bugatti Veyron LWB 31mm Clip			
			
Chevrolet Nastruck LWB 30mm Clip	Chevron B19 SWB or LWB 29mm Clip	Corvette C5r GT SWB 30mm Clip	Corvette C7r GT 2017 LWB 31mm Clip
			
Corvette C8r GT3 LWB	Corvette Daytona Prototype SWB 30mm Clip	Corvette 1969 Stingray SWB 30mm Clip	
			
Datsun 240Z SWB 27mm Clip	Datsun Fairlady 2000 LWB 26mm Clip	Dodge Challenger LWB 31mm Clip	

			
Ferrari 250 gt Berlinetta Lusso SWB 30mm Clip	Ferrari 250 GTO LWB 29mm Clip	Ferrari 308 GTb LWB 28mm Clip	Ferrari 365 GTb Daytona SWB 28mm Clip
			
Ferrari 488 Gte LWB 29mm Clip	Ferrari 512 LM SWB or LWB 29mm Clip	Ferrari 575 GTc LWB 30mm Clip	Ferrari 612 Can-Am SWB 32mm Clip
			
Ferrari F40 SWB 32mm Clip	Ferrari Testarossa SWB 32mm Clip	Ford Capri SWB 30mm Clip	Ford Escort SWB 29mm Clip
			
Ford Custom Van LWB 30mm Clip	Ford Focus RS BTCC LWB 29mm Clip	Ford 2006 GT LWB 29mm Clip	Ford 2016 GT LWB Body Pins Only
			
Ford GT40 SWB 29mm Clip	Ford 2005 Mustang LWB 27mm Clip		

			
Honda Civic BTCC LWB 28mm Clip	Honda Integra LWB 28mm Clip	Honda S2000 SWB 26mm Clip	
			
Jaguar D Type LWB 30mm Clip	Jaguar XJ 220 LWB 32mm Clip	Jaguar XJR 5 (Grp 44) SWB 32mm Clip	Jaguar XJR 9 (Grp C) SWB or LWB 33mm Clip
			
Jaguar XKR GT3 LWB 30mm Clip			Koenigsegg CCX LWB 30mm Clip
			
Lamborghini Contach SWB 29mm Clip	Lamborghini Huracan GT3 LWB 32mm Clip	Lamborghini Miura Concept LWB 30mm Clip	Lamborghini Miura Jota SWB 28mm Clip
			
Lancia LC2 SWB 31mm Clip	Lotus Elise LWB 27mm Clip	Lotus Espirit LWB	Lotus Europa LWB 31mm Clip

			
Matchbox Hi-Tailer LWB 33mm Clip	Mazda 787b (Grp C) LWB 30mm Clip	Mazda RX7 SWB 27mm Clip	McLaren F1 GTr LWB
			
McLaren MP4 12C GT3 LWB 28mm Clip	Mercedes Gullwing 300SL SWB	Mercedes 300SLR LWB	Mercedes CLK GTB LWB 30mm Clip
			
Mercedes DTM Car LWB 30mm Clip	MG 6GT BTCC LWB 28mm Clip	Mini Mini Cooper LWB 27mm Clip	Morris Minor LWB 27mm Clip
			
Mustang 1967 GT 500 SWB 30mm Clip	Mustang Mach 1 SWB 30mm Clip		
			
Nascar SWB 32mm Clip	Nissan 300ZX SWB 31mm Clip	Nissan March 86G Gtp SWB or LWB 30mm Clip	Nissan R390 GT LWB 32mm Clip

			
Nissan 1989 R89C LWB 32mm Clip	Nissan 1977 Skyline GT-R LWB 27mm Clip	Nissan R32 Skyline SWB 30mm Clip	Nissan Grp C SWB 32mm Clip
			
Pagani Huayra LWB 29mm Clip	Pagini Zonda C12 LWB 30mm Clip	Panoz 1999 LMP-1 LWB 32mm Clip	Peugeot 905 Grp C SWB or LWB 31mm Clip
			
Pontiac 1977 Firebird LWB 30mm Clip	Porsche 908 SWB 29mm Clip	Porsche 910 LWB 32mm Clip	Porsche 911 GT3 SWB 27mm Clip
			
Porsche 911 Turbo RSR GT3 LWB 28mm Clip	Porsche 917 SWB or LWB 31mm Clip	Porsche 934 Turbo RSR SWB 26mm Clip	Porsche 935 Turbo SWB 28mm Clip
			
Porsche 956 Grp C SWB 31mm Clip	Porsche 959 SWB 29mm Clip	Porsche 962 Grp C LWB 32mm Clip	

			
Renault Clio Cup Car LWB 30mm Clip	Renault Clio V6 LWB 29mm Clip	Renault Megane Trophy LWB 30mm Clip	Renault RS01 GT LWB 28mm Clip
			
Saleen S7 LWB	Sauber Mercedes C11 Grp C SWB or LWB 32mm Clip	Shadow MK 11a LWB 31mm Clip	Shelby Cobra Daytona Coupe SWB 31mm Clip
			
Subaru Levorg BTCC LWB 28mm Clip			
			
Toyota 88C-V Grp C SWB or LWB 32mm Clip	Toyota GT-One LWB	Triumph TR7 LWB 28mm Clip	TVR Sagaris LWB
			
Wiesmann GT MF5 SWB or LWB			Zakspeed Grp 5 Capri SWB or LWB 30mm Clip

Where is DHORC?

Derby HO Racing Club 

www.dhorc.co.uk

dhorc



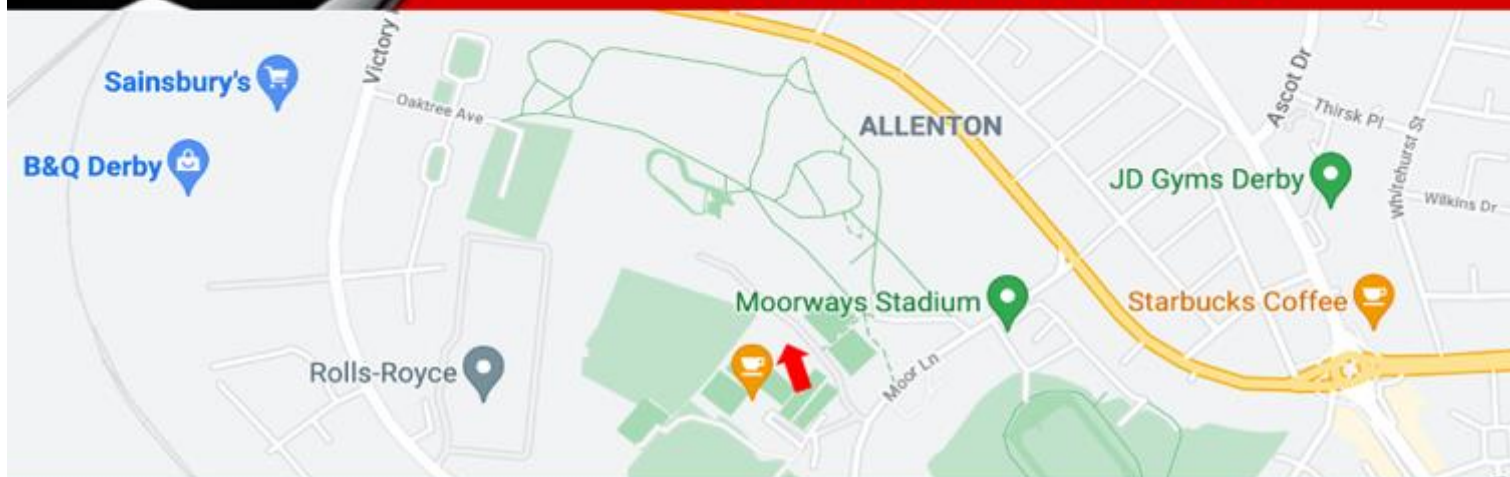
Home of HO Le Mans

TOMY AFX
TYCO

Derby H:O Racing Club
A Record Breaking Club



www.dhorc.co.uk



DHORC's Club Room

DERBY LEISURE
& EVENTS VENUE



Derby Leisure Ltd Table Tennis Room

Derby Leisure Ltd,
Moor Lane, Allenton
Derby, DE24 9HY

Derby HO Racing Club 

www.dhorc.co.uk

dhorc

Home of HO Le Mans

Carrera
DIGITAL

Nick Sismey

sismey80@hotmail.co.uk

07984 339192