

Visit dhorc.co.uk or Find us on **facebook**

Derby HO Racing Club 
www.dhorc.co.uk

dhorc

Home of HO Le Mans

TOMY AF
TYCO

Club Night

6 7 4

Round 16 **DHORCingham GC (V)** 25Jul23

Derby HO Racing Club
dhorcingham



ADULTS

- 01 L PATEMAN
- 02 A TURNBULL
- 03 L BLACKER

JUNIORS

- 01 L BOWLES
- 02 JJ HUGHES-DOWD
- 03 H SMITH

This Week: DHORCingham GC Viper Pole quicker than Rockingham

History and Key Facts

HO Club founded on 7 July 1992

- DHORC: Derby HO Racing Club ("HO" Is The Scale = 1/64th)
- Section of Derby Leisure Limited, open to all!
- Home of world famous international Le Mans 24 Hour race.
- Smaller scale version of Scalextric, once set up works all night!
- Four and Eight lane circuits
- Computerised timing
- Statistics for every meeting and every member since July 1992
- Over 20 race meetings each year
- 50+ circuit designs, up to 567 feet in length
- Eight-lane routed DHORCingham oval
- Two car categories – Tyco open wheel (F1)
– Tomy SGP, BSRT, VSR enclosed wheel (GC)



Carrera Digital Club 1st race 18 January 2022

- 1/32nd Carrera Digital GT Cars
- 13 Evenings a year, minimum 3x15-minute races per driver per evening.
- 6 circuits, 2 evenings per circuit + Le Mans
- Full computerised timing and stats through SmartRace App



The Club Nights and Magazine Coverage

HO

- Racing starts between 18:45 and 19:00 hours – Finished by 21:30 hours
- Minimum of four 3-minute qualifying races & up to two Finals (F1 & GC) for each member
- Championship points for all members
- Magazine produced for every single meeting and covering every track statistic

Carrera Digital

- Racing starts between 18:00 and 18:15 hours – Finished by 21:30 hours
- Magazine produced after each evening
- Championship points for all members

- Rules & regulations booklet covering all the DHORC rules produced each year
- Great family atmosphere, a help-all culture

Membership Fees, Car Costs and Prizes

- Adult £30 and junior (under 16) £15 for HO & Carrera, £40/£20 combined
- Only £50 Total expenditure for two cars HO Cars, £65 one Carrera
- All cars and spares can be bought at club
- Adult, Masters (over 56), Junior (16 & under) HO championships





Editorial 674



A new speed record at DHORCingham! Lee Pateman's 15.31 second Pole equated to 24.031mph, beating the 24.001mph Pole record at Rockingham Motor Speedway Oval. This is now therefore the fastest ever Qualifying speed at any DHORC circuit. Lee admitted he loved the DHORCingham Oval, much more so than Rockingham. A credit to **Phil Rees** for coming up with the design of the new track.

Congratulations to Lee for recording above and for taking his second Adult win of the evening. Congrats also to **Angus Smith**, the previous record holder above, for taking the Masters and to **Lewis Bowles** for taking his third win of the evening and taking home 15.5 Final/Group points from a possible 16.0.

We also have to mention 5-year old **Ellis Woodhouse** who hadn't even had as much as a sniff of a Pole or fastest lap before DHORCingham. Now he has two and three respectively to his name, quite incredible.

This magazine brings to a close an amazing evening at DHORC. As you can see from the News & Views there was a great deal of work behind the scenes converting Rockingham to DHORCingham and I believe you will all agree it was very much worth it.

Thank you DHORCingham, we will be back.



Nick Sismey

Front Cover: Lee Pateman getting ready for his record 121st victory.

DHORC Derby HO Racing Club		Committee...2023		DHORC Derby HO Racing Club	
Chairman / Treasurer	Nick Sismey	M 07984 339 192		sismey80@hotmail.co.uk	
Vice Chairman	Phil Rees	M 07912 378 652		dhorcman.p.r@ntlworld.com	
Secretary	Laura Edwards	M 07501 217 254		laurabubbles07@hotmail.co.uk	
Spares	Geoff Peach	M 07443 585 902		geoff@geoffpeach.com	
Race Control	Liam Smith	M 07477 698 158		liam-smith-93@hotmail.co.uk	
Race Control	Darryn Mutch	M 07954 741 677		darrynmutch@live.co.uk	
Scrutineer	Dean Garbett	M 07964 854 084		garbettd@sky.com	
Carrera Digital Scrutineer	Angus Smith	M 07591 813 431		angus@angussmith500.plus.com	
Carrera Digital	John Lamb	M 07758 917 497		john.lamb22@ntlworld.com	
Carrera Digital	Steve White	M 07859 999 480		wslotcarsteve@gmail.com	

ROLLS-ROYCE SLOT CAR MAGAZINE IS PUBLISHED AND COPYRIGHT 2023 BY DHORC, AND NO PORTION MAY BE REPRODUCED OR TRANSMITTED WITHOUT WRITTEN PERMISSION, AND MAY CONTAIN ARTICLES AND GRAPHICS REPRINTED WITH THE PERMISSION OF THE ORIGINAL COPYRIGHT HOLDER, WHO RETAINS ALL RIGHTS,

Contents674

Page	Details
003	Editorial
004	Contents
005	News & Views Including..... 1. Acknowledgements 2. DHORCingham Oval is born and what a success! 3. DHORCingham Oval record 4. DHORCingham Oval ultimate record 5. DHORCingham Oval packing away 6. Convoy in the Park - 12/13 August 2023
006	2023 Calendar
008	2023 Winners & Continuous Club Night Attendance Records
010	DHORC Official Clothing
012	Slot Cars & Spares
014	Razorlite Lexans HO
019	Race Report – DHORCingham GC (Viper) – 25 July 2023 - Round 16 of 28 Including..... Page 30 - Race Results Page 36 - Championship Tables
042	Members' Statistics
055	Next Race - Cadwell Park – 08 August 2023 - Rounds 17 & 18 of 28
061	Razorlite Lexans HO Catalogue



SLOT CARS DIRECT
UK's HO 1/64th Slot Car Specialist
We specialize in Tommy AFX, Viper Scale Racing
and Bulldog Racing Products.



Viper Scale Racing

News & Views.....674

1. Acknowledgements for DHORC 674

Phil Rees	Parc Ferme & Everything Else	Dan Hughes-Dowd	Marshalling & PA
John Lamb	Tables	Simon Goodlip	Marshalling & PA
Stuart Gray	Setting Up, Marshalling & PA	JJ Hughes-Dowd	Marshalling & PA
Angus Smith	Setting Up, Marshalling & PA	Chris Bowles	Marshalling
Dan Turnbull	Race Control, Marshalling & PA	Lewis Bowles	Marshalling
Adam Turnbull	Race Control, Marshalling & PA	Andrew Woodhouse	Marshalling
Lewis Blacker	Race Control, Marshalling & PA	Jenson Woodhouse	Marshalling
Denis Latham	Marshalling & Packing Away	Ellis Woodhouse	Marshalling
Liam Smith	Marshalling & Packing Away	Macaully Dutson	Marshalling & PA
Russell Lawson	Marshalling & Biscuits	Isaac Lawson	Marshalling
Steve Smith	Marshalling	Harry Smith	Marshalling
Lee Pateman	Marshalling & Packing Away		

2. DHORCingham Oval is born and what a success!

We are all indebted to **Phil Rees** whose vision made it possible for us to be able to convert our 20 year old Rockingham Motor Speedway Oval into our new DHORCingham Oval. We decided a couple of years ago that we no longer wanted to run Le Mans in the Sports Hall and Rockingham in the Nightingale Hall due to the effort compared to the reward. We did however wonder whether we could tweak Rockingham to make it fit in our Table Tennis Club Room. Drawings were made and plans discussed.



Phil rewiring one of the Rockingham/DHORCingham banked curves.

Derby HO Racing Club		Calendar 2023			Derby HO Racing Club		
Day	Date	Location	Round	Round	Track		
Tuesday	10-Jan	Table Tennis Room	1	(F1)	Miami (NEW)		
Thu-Sun	12-15-Jan	NEC	Corporate		Autosport International Racing Car Show		
Tuesday	31-Jan	Table Tennis Room	2	(GC)	Interlagos		
Saturday	04-Feb	Lockington Village Hall	Corporate		Charity Event		
Tuesday	21-Feb	Table Tennis Room	3	(F1)	4 (GC) Cadwell Park		
Tuesday	14-Mar	Table Tennis Room	5	(F1)	Monaco		
Tuesday	04-Apr	Table Tennis Room	6	(GC)	Long Beach		
Sat/Sun	29/30Apr	Donington Park	Corporate		Donington Historic Festival		
Tuesday	02-May	Table Tennis Room	7	(F1)	8 (GC) Zandvoort		
Wednesday	03-May	Table Tennis Room	Corporate		ALTEN		
Tuesday	23-May	Table Tennis Room	9	(F1)	Nashville		
Sat/Sun	27/28May	Donington Park	Corporate		British GT		
Tuesday	06-Jun	Table Tennis Room	Cancelled		Donington Park		
Tuesday	27-Jun	Table Tennis Room	10	(GC)	Miami		
Tuesday	18-Jul	Table Tennis Room	11	(F1)	12 (GC) Interlagos		
Tuesday	25-Jul	Table Tennis Room	13	(F1)	14 (GC) DHORCIngham Oval (NEW)		
Tuesday	08-Aug	Table Tennis Room	15	(F1)	16 (GC) Cadwell Park		
Sat/Sun	12/13Aug	Donington Park	Corporate		Convoy in the Park		
Sunday	20-Aug	Donington Park	Corporate		Tunerfest		
Sat/Sun	26/27Aug	Donington Park	Corporate		BTCC (Provisional)		
Tuesday	12-Sep	Table Tennis Room	19	(F1)	20 (GC) Monaco		
Tuesday	03-Oct	Table Tennis Room	21	(F1)	22 (GC) Long Beach		
Tuesday	17-Oct	Table Tennis Room	23	(F1)	24 (GC) Zandvoort		
Sat/Sun	21/22Oct	Donington Park	Corporate		British GT		
Tuesday	14-Nov	Table Tennis Room	25	(F1)	26 (GC) Nashville		
Tuesday	21-Nov	Table Tennis Room			AGM		
Tuesday	28-Nov	Table Tennis Room	27	(F1)	28 (GC) Donington Park		
Derby HO Racing Club		Carrera DIGITAL		Derby HO Racing Club		Carrera DIGITAL	
Day	Date	Location	Rounds*	Track			
Tuesday	03-Jan	Table Tennis Room	Test Night	Imola			
Tuesday	17-Jan	Table Tennis Room	1 2 3	Imola (New)			
Tuesday	07-Feb	Table Tennis Room	4 5 6	Imola			
Tuesday	14-Feb	Table Tennis Room	Test Night	Paul Ricard			
Saturday	18-Feb	Table Tennis Room	DISCA/DHORC	Sebring 3 Hours - Oxigen/Carrera GT4			
Tuesday	07-Mar	Table Tennis Room	7 8 9	Paul Ricard (New)			
Tuesday	28-Mar	Table Tennis Room	10 11 12	Paul Ricard			
Tuesday	18-Apr	Table Tennis Room	Test Night	Road Atlanta			
Tuesday	09-May	Table Tennis Room	13 14 15	Road Atlanta (New)			
Tuesday	13-Jun	Table Tennis Room	16 17 18	Road Atlanta			
Tuesday	20-Jun	Table Tennis Room	Test Night	Brands Hatch			
Tuesday	04-Jul	Table Tennis Room	19 20 21	Brands Hatch (New)			
Tuesday	01-Aug	Table Tennis Room	22 23 24/25	Brands Hatch			
Tuesday	19-Sep	Table Tennis Room	26 27 28	Sakhir			
Tuesday	10-Oct	Table Tennis Room	29 30 31/32	Sakhir			
Tuesday	31-Oct	Table Tennis Room	Test Night	Monza			
Tuesday	07-Nov	Table Tennis Room	33 34 35	Daytona Sports Car Course			
Friday	17-Nov	Table Tennis Room	Test Night 36	Le Mans			
Saturday	18-Nov	Table Tennis Room	37 38 39 40 41	Le Mans (New)			
Saturday	25-Nov	Table Tennis Room	DISCA/DHORC	Fuji 6 Hours - Oxigen/Carrera WEC			
Tuesday	12-Dec	Table Tennis Room	42 43 44	Daytona Sports Car Course			

Key: 20 or less HO racers then double finals, 21 and above then single finals

* Could be more than three Digital Rounds on a night, depending on attendance.

Note: 75% of HO Rounds count towards DHORC Championship which equals 21

Note: 75% of Digital Rounds count towards Carrera Championship which equals 32

On **26May22 Angus Smith**, Phil and I laid out the Rockingham track in the Table Tennis Room the best we could and realised it wouldn't work with the straights we had available to us. Phil therefore asked me that all important question, "Are you positive we are never going to do Le Mans again?" to which I answered in the affirmative. Phil was pleased to hear this as he felt the same. It meant we were free to start cutting up the Le Mans straights to make Rockingham fit in the room.



Therefore two weeks later on **Friday 10Jun22 Phil, Stuart Gray and John Lamb** (right) with me on photography duty, proceeded to cut up the Le Mans routed straights to enable Rockingham to fit into the Table Tennis Room.

While we narrowed the track in one way we were able to lengthen it in another. Therefore we only lost 11'5" as it came down from 119'4 to 107'11".

As Le Mans was no more Stuart even disassembled the steps for the Le Mans stand and we threw the metal stand into the skip at Derby Leisure & Events Centre. Le Mans was definitely over after 27 wonderful events! But a new era of oval racing was certainly in the making.



Winners 2023

GC Qualifies on Yellow & Red, F1 on Green & Blue Lanes from Round 10

Day	Date	Rnd	Track	Final	Adults	Masters	Juniors	Wooden
Tue	10-Jan	1	Miami	F1	L Pateman	A Smith	L Bowles	A Stevenson
Tue	31-Jan	2	Interlagos	GC	A Smith	A Smith	L Bowles	A Woodhouse
Tue	21-Feb	3	Cadwell Park	F1	A Smith	A Smith	L Bowles	M Dutson
Tue	21-Feb	4	Cadwell Park	GC	S Goodlip	S Goodlip	L Bowles	M Dutson (2)
Tue	14-Mar	5	Monaco	F1	S Goodlip	S Goodlip	JJ Hughes-Dowd	A Stevenson (2)
Tue	04-Apr	6	Long Beach	GC	S Goodlip	S Goodlip	L Bowles	A Thompson
Tue	02-May	7	Zandvoort	F1	P Rees	P Rees	JJ Hughes-Dowd	A Thompson
Tue	02-May	8	Zandvoort	GC	L Pateman	S Goodlip	L Bowles	A Thompson
Tue	23-May	9	Nashville	F1	L Pateman	S Goodlip	JJ Hughes-Dowd (3)	A Woodhouse
Tue	27-Jun	10	Miami	GC	A Smith	A Smith	L Bowles	A Thompson (4)
Tue	18-Jul	11	Interlagos	F1	S Goodlip	S Goodlip	L Bowles	A Woodhouse
Tue	18-Jul	12	Interlagos	GC	A Smith (4)	A Smith (5)	L Bowles	A Woodhouse (4)
Tue	25-Jul	13	DHORCingham	F1	S Smith	S Goodlip	J Woodhouse	R Lawson
Tue	25-Jul	14	DHORCingham	GC	S Goodlip (5) L Pateman	S Goodlip (8)	L Bowles	R Lawson
Tue	25-Jul	15	DHORCingham	F1	N Sismey	N Sismey	L Bowles J Woodhouse (2)	R Lawson
Tue	25-Jul	16	DHORCingham	GC	L Pateman (5)	A Smith (6)	L Bowles (12)	R Lawson (4)
Tue	08-Aug	17	Cadwell Park	F1				
Tue	08-Aug	18	Cadwell Park	GC				
Tue	12-Sep	19	Monaco	F1				
Tue	12-Sep	20	Monaco	GC				
Tue	03-Oct	21	Long Beach	F1				
Tue	03-Oct	22	Long Beach	GC				
Tue	17-Oct	23	Zandvoort	F1				
Tue	17-Oct	24	Zandvoort	GC				
Tue	14-Nov	25	Nashville	F1				
Tue	14-Nov	26	Nashville	GC				
Tue	28-Nov	27	Donington Park	F1				
Tue	28-Nov	28	Donington Park	GC				

Race Winners



Adults



Lee Pateman
Adults

Masters



Angus Smith
Masters

Juniors



Lewis Bowles
Juniors

Wooden



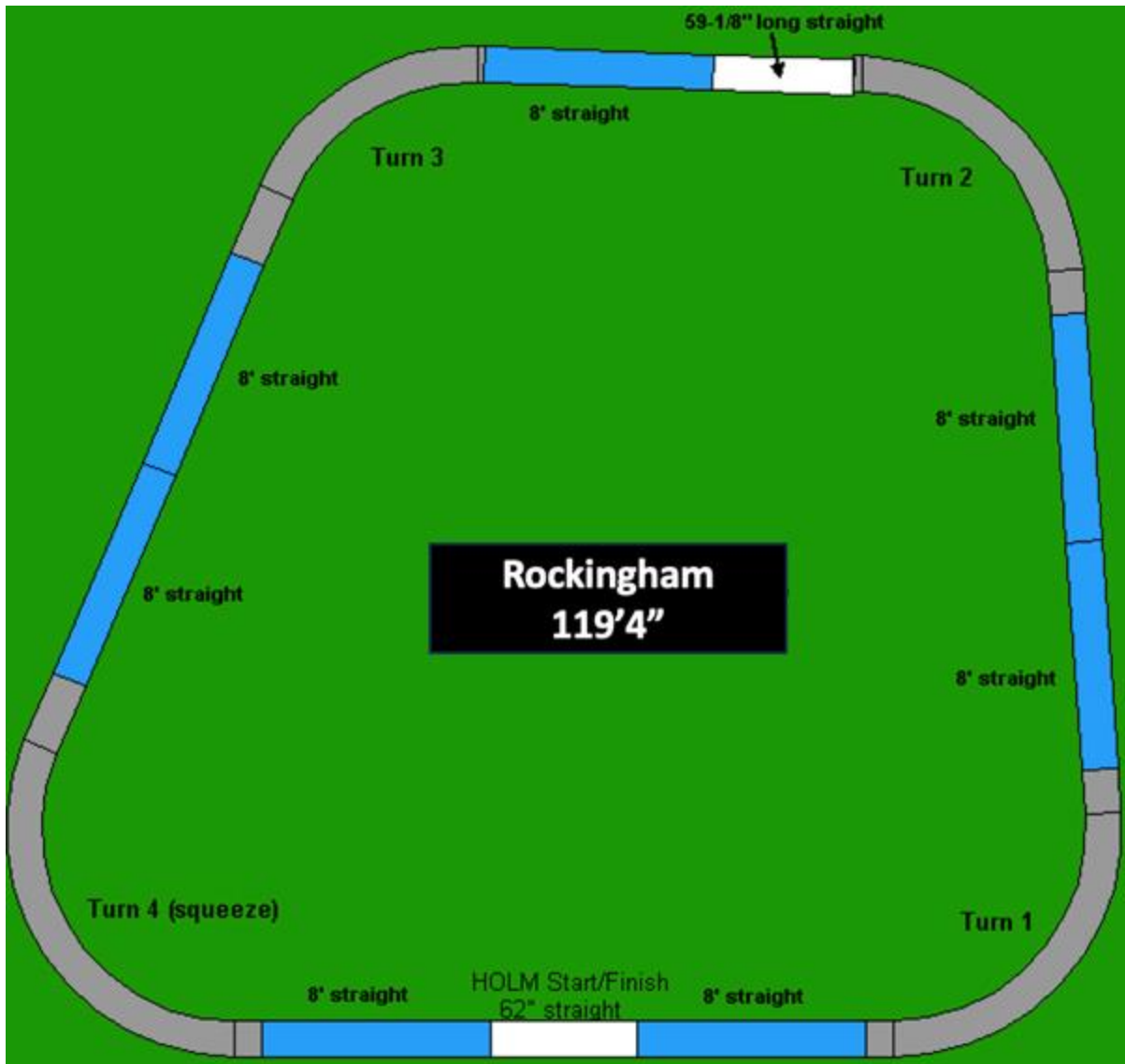
Russell Lawson
Wooden

Continuous Club Night Attendance Records

Members below have built up ten or more continuous Club Night attendances, including DHORC 674:-

Nick Sismey	223 Club Nights	Phil Rees	61	Lewis Blacker	46
Dan Turnbull	38	Dan Hughes-Dowd	24	JJ Hughes-Dowd	24
Adam Turnbull	22	Simon Goodlip	16	Chris Bowles	12
Stuart Gray	11				

Record Continuous Club Night Attendance	Nick Sismey	223
Record Continuous Evening Attendance	Nick Sismey	197
Record Continuous Club Night Attendance from 1st Race	Martin Allsopp	131



The change from the replica of the real Rockingham Motor Speedway, based in Corby, UK to the all-new oval was quite marked. We had to change the name as it was no longer Rockingham, so we came up with the name of DHORCingham. Took us months to come up with that name!



Derby HO Racing Club  www.dhorc.co.uk

dherc

Home of HO Le Mans 


Official Clothing




Please contact Nick Sismey



By the end of that Friday afternoon we could see what the new DHORCingham would look like.



We were back again on **Friday 05Aug22** where Phil and Stuart proceeded to cut up further Le Mans track and started to update the banked corners' wiring. In addition it was decided to strengthen the banked corners as they were coming apart due to years of carrying and use. If they could be made more structurally sound they would last for many years to come



Slot Cars & Spares



Open Wheel (F1)

Chassis	£10.00
Car (+ £7.5 if Painted)	£15.00
Resin Shell (+ £7.5 if Painted)	£6.00
Pickup Shoes (Pair)	£1.00
Pickup Springs	£0.25
Pinion Gear	£1.00
Front Tyres (Pair)	£1.50
Front Axle	£2.00
Brush Springs (Pair)	£1.00
Brushes (Pair)	£1.00
Motor Magnets (Pair)	£2.45
Bulkhead	£5.00
Armature	£4.00
Crown Gear	£2.00
Rear Tyres (Pair)	£2.00
Rear Axle	£3.00
Guide Pins	£1.00
Traction Magnets (Pair)	£2.00
Brush Tubes (Pair)	£2.00



Enclosed Wheel (GC)

#902 G3 or VSR Chassis	£30.00 (1st one £20)
Wet Weather V-Jet	£31.50
Painted Lexan Body	£7.50+
#250B G3 Pickup Shoes (Pair)	£1.00
Pickup Springs	£0.25
#417 7T Delrin Pinion Gear	£1.00
SGP Black Pinion	£0.30
#950 G3 Front Tyres (Pair)	£1.50
Front Axle, Wheels and Tyres	£4.00
Rear Axle and Washer	£5.50
Rear Double Flanged Hubs (Pair)	£3.50
#925 G3 Endbell	£6.00
Armature	£4.00
24T Delrin Crown Gear	£2.00
Spacer washer	£0.25
22T VSR Crown Gear	£2.00
Rear Tyres (Pair)	£2.00
#941 Guide Pins	£1.00
Front Wheels (Pair)	£2.00
VSR Pro Blank Chassis	£8.50
Front Axle, Hubs & 'O' Rings	£3.00



Updated 30Sep18

Our next date in 2022 was **Friday 04Nov22** where there was a new kid on the block helping Phil and Stuart, one **Dan Hughes-Dowd** who helped with the repositioning and strengthening of the wires and their connections.





Visit our
Facebook Page
or the back of
this magazine



Clear plastic bodies to suit a variety of HO
chassis. Many not found elsewhere



Work continued on **Friday 16Dec22** when we could start to see the light at the end of the tunnel.



Two more dates followed in '23, first on **Friday 03Mar23** below, when everything was finished off.



Then on **Friday 24Mar23** we were able to build the fully completed track and test it ready to race. After some tweaking all eight lanes were up and running and we were then in a position to name a date for our first DHORCingham Club Night, namely Tuesday 25Jul23. The rest as they say is history. Thank you again to all who supported this incredible project.



3. DHORCingham Oval record.

We recorded 12 new track records on Tuesday night with four different classes. It was incredible how close the F1 V-Jet and Tyco times were as shown in the previous magazine.

We also compared the records for the fastest class, GC Viper, to see how they compared to the highest speeds or longest distance covered at Rockingham. The first line shows what we needed to do at DHORCingham to beat the records at Rockingham. The second line are the results from Tuesday evening. **Lee Pateman**, as mentioned in the Editorial, set the fastest ever Pole at DHORC.

GC	Qualifying		Fastest Lap		Race Laps	
	Time	MPH	Time	MPH	Laps	Feet
R	15.32	24.014	2.83	25.999	60.8	6,561.4
D	15.31	24.031	2.96	24.859	58.9	6,356.3

4. DHORCingham Oval ultimate record.

With **Lee Pateman** setting the fastest GC car lap at DHORCingham at 2.96 seconds I had to try my RPMS chassis, which I had for my 60th birthday, to see what it could do. It recorded an incredible 2.56 second lap or 28.742 mph. I'm sure it could go under 2.50 seconds. Maybe this time next year we can have a try!



5. DHORCingham Oval packing away.

Thank you all so much for packing away so quickly. We really didn't think it possible for it to take 23 minutes from lights out at the start of the last race of the night until room lights out! And that included the 3-minute race!



6. Convoy in the Park – 12/13 August 2023



Thank you to all for offering your support for the Convoy in the Park weekend at Donington Park on 12/13 Aug 23. It looks like it will be a great event again.

Hopefully there will be a good footfall again and with **Dan Hughes-Dowd** front of house I'm sure he will encourage many folk to have a go.

Last year's Adult winner **Chloe Gunderson** will be back, we have provided her with weekend tickets. Can she take top honours again?

Nick Sismey



Race Report



Round 16

DHORCingham – GC (Viper)

25 July 2023

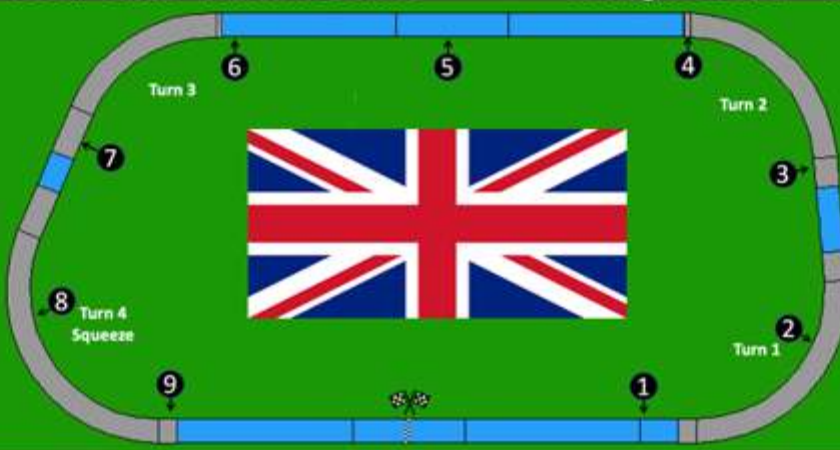
Rounds 13-16

DHORCingham (UK)



Previous Results

Adults		1st		2nd		3rd	
DHORC 671 F1 V	25-Jul 2023	107'11"	S Smith	C Bowles	A Turnbull		
DHORC 672 GC B	25-Jul 2023	107'11"	S Goodlip / L Pateman		A Woodhouse		
DHORC 673 F1 T	25-Jul 2023	107'11"	N Sismey	S Goodlip	L Blacker		
DHORC 674 GC V	25-Jul 2023	107'11"	L Pateman	A Turnbull	L Blacker		
Juniors		1st		2nd		3rd	
DHORC 671 F1 V	25-Jul 2023	107'11"	J Woodhouse	L Bowles / JJ Hughes-Dowd			
DHORC 672 GC B	25-Jul 2023	107'11"	L Bowles	J Woodhouse	H Smith		
DHORC 673 F1 T	25-Jul 2023	107'11"	L Bowles / J Woodhouse		JJ Hughes-Dowd		
DHORC 674 GC V	25-Jul 2023	107'11"	L Bowles	JJ Hughes-Dowd	H Smith		



Circuit Records

Lap Length 107'11"

Qualifying			Qualifying		
F1 V-Jet	E Woodhouse 25Jul23	20.16 secs	GC Bulldog	N Sismey 25Jul23	21.30 secs
F1 Tyco	A Smith 25Jul23	19.65 secs	GC Viper	L Pateman 25Jul23	15.31 secs
Fastest Laps			Fastest Laps		
F1 V-Jet	E Woodhouse 25Jul23	3.85 secs	GC Bulldog	N Sismey 25Jul23	4.11 secs
F1 Tyco	A Smith 25Jul23	3.84 secs	GC Viper	L Pateman 25Jul23	2.96 secs
Race Laps			Race Laps		
F1 V-Jet	S Smith 25Jul23	40.9 Laps	GC Bulldog	L Bowles 23Jul23	39.1 Laps
F1 Tyco	N Sismey 25Jul23	41.0 Laps	GC Viper	L Pateman 25Jul23	58.9 Laps
Total Evening Final Points			Total Laps	Total Miles	
15.5 Points	L Bowles	25Jul23	2,793	57	



DHORC 671-674



Testing took place between 17:30 and 18:30 hours




Simon Goodlip spotted a problem with one of the lanes during testing so Phil Rees spent ten minutes fixing it and loved me photographing him carrying out repairs. There were no more problems all night.



Simon and Alison Goodlip brought along grandson Oscar Bowwater for a run during testing



Simon and Phil qualifying their GC Viper and F1 Tyco cars



GC (Viper) ADULT REPORT GC (Viper)

Lee sets fastest ever Pole and takes record 121st win

Note: The 8-lane Group races were win overall with the most laps from any Group, to Crash and Burn rules. Which Group the racer was in was based on their 5-lap Qualifying time with Group A for the top qualifiers, then Group B and Group C. Juniors just Group A.

Lee Pateman set the fastest ever Pole speed in DHORC's 31+ year history on Tuesday night. The original record was held by **Angus Smith** at 24.001 mph on the Rockingham Motor Speedway Oval on 23Feb19. Lee's 15.31 seconds for 5-laps around DHORCingham equated to a speed of 24.031 mph. From his 128th Pole he went on to win his 121st Club Night 10 years after his only GC Oval win at Rockingham. It was his fifth routed oval win as he won three F1 races at Rockingham.

Adam Turnbull converted 4th on the grid to 2nd at the flag, his second podium of the night and best finish. He was 4.4 laps behind Lee who also set the fastest ever lap of DHORCingham in Qualifying, 2.96 seconds. He nearly matched that in the Group stage with a 2.98 second lap. **Lewis Blacker** equalled his career best finish at DHORC 673 with the same result here 2.2 laps in arrears. After four Club Nights in one evening and a maximum of 16.0 Final/Group points being available Lewis continues to lead the Final Challenge from Simon Goodlip but by 2.0 points now rather than 2.5.

Adults - Round 16 - GC (Viper)

Derby HO Racing Club



25 July 2023

2nd
Adam Turnbull

1st
Lee Pateman

3rd
Lewis Blacker



Lee Pateman, Chris Bowles and Denis Latham discuss car set up.



Dan and Adam Turnbull, together with Lewis Blacker did a great job at Race Control

Junior GC Viper winner **Lewis Bowles** recorded over 100 laps in his two (Adult & Junior) GC Viper Group races adding 50 here to take a PB 4th beating his fifth from a week earlier. Being 4th also in race laps beat his sixth at the same meeting. Angus, who saw his DHORC Pole speed record go earlier in the evening worked his way up from 11th on the grid to claim 5th just 0.2 laps behind Lewis. This gave him his sixth Masters win of the year.

Denis Latham continued with his best night to date with sixth at the final race of the evening another 0.3 laps back. His 6th placed grid slot was four better than he previously achieved earlier in the evening in F1 V-Jet. **Liam Smith's** 49.0 laps meant fourth to seventh were covered by a lap.

We had to go back another 3.7 laps to the next finisher with **Dan Turnbull** taking a break from Race Control duties to take eighth from 14th on the grid. **JJ Hughes-Dowd** set a PB in Qualifying with eighth, one place better than his ninth on 29Nov22. However he dropped a slot to take ninth here. **Macaully Dutson** improved his Qualifying position by six places to round out the top ten.

Everyone above **Chris Bowles**, in 11th, recorded a lap time below four seconds, Chris' was exactly 4.00 seconds. Only three behind him improved upon that before they hit something hard! His 43.1 laps were 1.5 behind Macaully but 3.9 ahead of **Andrew Woodhouse** who continued to break PBs on the night. This time his most impressive result of the night was second in Qualifying with only DHORC's Qualifying master Lee ahead of him. This was five places better than his previous best on 18Jul23 and his 3.32 second lap was the fifth best on the night beating his ninth a week ago.

Harry Smith and **Steve Smith** again shared a placing in a GC Group race on the night, going two better this time than in the Bulldog race, both finishing in 13th with 38.6 laps a piece, 0.6 behind Andrew. They had qualified 19th and 20th at the foot of the table so rescued a result out of this.

Dan Hughes-Dowd made 15th his own (up from 18th on the grid) with a massive 15.4 lap gap to his next challenger. **Phil Rees'** GC Viper had certainly picked up some pace over the last couple of evenings at DHORC, but the barriers came a calling after 22.1 laps, Turn 1 the culprit. For **Stuart Gray** it was Turn 3 on his 17th lap that caught him out leaving him, oddly enough, in 17th.

Stuart was the last racer to reach double figures. It just goes to show how precarious the DHORCingham Oval is as earlier winners **Nick Sismey** and **Simon Goodlip** only scored 1.4 and 0.4 laps respectively in the last race of the evening. From third and fifth on the grid this was a bitter pill to swallow. Simon still took the second fastest lap of the night home with him and maintained the Championship lead by an increased margin, while Nick was just pleased to get another win under his belt!

Russell Lawson matched Andrew and the absent Andrew Thompson on four Wooden Spoons after DHORCingham. It could have all been so different!

MASTERS REPORT

Angus' 6 of the best

Angus, fifth in the Adults, finished eleven places better than his nearest rival in the Masters who were all grouped together from 16th to 19th. Phil took second this time from Stuart, Nick and Championship leader Simon.





Lewis Bowles, 2023 Junior Champion in waiting after three wins at DHORCingham.

JUNIOR REPORT

Lewis' 2nd title virtually in the bag!

Lewis Bowles made it three wins from four starts on Tuesday night taking a hattrick of wins from the last three races. His 12th win of the year virtually secures him back to back Junior Championships. However there are six more evenings and if each of those are double Finals then it is possible for **JJ Hughes-Dowd** to take 15 wins in the year and **Jenson Woodhouse** 14. So those chickens should not yet be counted! In the DHORC Challenge Lewis' results at DHORCingham converted a 1.0 point deficit, in second place, to a 2.5 point lead over erstwhile leader JJ.

Lewis' 51.5 laps here were 1.5 more than he recorded in the Adults, both excellent performances. JJ was 3.4 laps in arrears in a safe second place, 8.8 laps up on **Harry Smith** who also beat his Adult laps score, by 0.7 laps. Jenson and younger brother **Ellis Woodhouse** took fourth and fifth in the last Junior race of the evening. But that wasn't the full story. Amazingly Ellis took his third fastest lap of the evening, only missing out on F1 Tyco where he took fifth. Jenson matched Ellis' lap time so we had two fast brothers at the top of the timesheets. In addition Ellis also took his second Pole of the evening, quite unbelievable.

This race was the only one that Non-Member **Isaac Lawson** didn't beat any Members as he took sixth. But what a great evening he had for is first go at HO racing!

Juniors - Round 16 - GC (Viper)
 Derby HO Racing Club
dhorcingham
 25 July 2023

TOMY	TYCO	ISSAI	dhorc	TOMY	TYCO	dhorc
TYCO	ISSAI	dhorc	TOMY	TYCO	ISSAI	TOMY
dhorc	TOMY	TYCO	dhorc	TYCO	dhorc	TYCO
ISSAI	TYCO	dhorc	TYCO	TYCO	dhorc	ISSAI
dhorc	TOMY	dhorc	TOMY	TYCO	dhorc	ISSAI
TOMY	TYCO	dhorc	TYCO	TYCO	dhorc	TOMY
TYCO	ISSAI	dhorc	dhorc	TYCO	TYCO	TYCO
dhorc	TOMY	dhorc	TYCO	TYCO	dhorc	ISSAI
dhorc	TOMY	dhorc	TOMY	TOMY	ISSAI	ISSAI

2nd JJ Hughes-Dowd 1st Lewis Bowles 3rd Harry Smith



Good to see both Liam Smith and Macaully Dutson back at an HO evening.



Lewis handing in his F1 and GC to Phil at Parc Ferme

Race Results



Who Came Where?

Who Scored What?




Adult Group A – Andrew Woodhouse (12th)
Junior Group A – Harry Smith (3rd), Ellis Woodhouse (5th), winner Lewis, JJ Hughes-Dowd (2nd), Jenson Woodhouse (4th) and Isaac Lawson (6th)



Derby HO Racing Club		DERBY H:O RACING CLUB CHAMPIONSHIP RACE 674										Derby HO Racing Club				
dherc		GC Viper - DHORCingham Oval - 25Jul23 - Round 16										dhorcingham				
MASTER POINTS TABLE										NM = NON MEMBER						
QUALIFYING				FINAL POSITIONS			FASTEST LAPS			BEST RACE LAPS (3 MINS)			POINTS TOTAL			
POS	ADULT	TIME	MPH	POS	ADULT	PTS	POS	ADULT	TIME	MPH	POS	ADULT	LAPS	POS	ADULT	PTS
1	L Pateman	15.31	24.031	1	L Pateman	45	1	L Pateman	2.96	24.859	1	L Pateman	58.9	1	L Pateman	50
2	A Woodhouse	17.10	21.515	2	A Turnbull	38	2	S Goodlip (M)	3.16	23.285	2	A Turnbull	54.5	2	A Turnbull	38
3	N Sismey (M)	17.28	21.291	3	L Blacker	34	3	A Turnbull	3.24	22.710	3	L Blacker	52.3	3	L Blacker	34
4	A Turnbull	17.59	20.916	4	L Bowles	31	4	N Sismey (M)	3.30	22.298	4	L Bowles	50.0	4	L Bowles	31
5	S Goodlip (M)	17.86	20.600	5	A Smith (M)	29	5	A Woodhouse	3.32	22.163	5	A Smith (M)	49.8	5	A Smith (M)	29
6	D Latham	17.87	20.588	6	D Latham	28	6	L Blacker	3.36	21.899	6	D Latham	49.5	6	D Latham	28
7	L Blacker	18.04	20.394	7	L Smith	27	7	S Gray (M)	3.43	21.452	7	L Smith	49.0	7	L Smith	27
8	JJ Hughes-Dowd	18.49	19.898	8	D Turnbull	26	8	D Latham	3.46	21.266	8	D Turnbull	46.3	8	D Turnbull	26
9	L Bowles	18.57	19.812	9	JJ Hughes-Dowd	25	9	L Bowles	3.54	20.786	9	JJ Hughes-Dowd	45.5	9	JJ Hughes-Dowd	25
10	P Rees (M)	18.71	19.664	10	M Dutson	24	10	JJ Hughes-Dowd	3.55	20.727	10	M Dutson	44.6	10	M Dutson	24
11	A Smith (M)	18.72	19.653	11	C Bowles	23	11	A Smith (M)	3.56	20.669	11	C Bowles	43.1	11	C Bowles	23
12	C Bowles	18.78	19.590	12	A Woodhouse	22	12	P Rees (M)	3.60	20.439	12	A Woodhouse	39.2	12	A Woodhouse	22
13	L Smith	18.86	19.507	13	H Smith	21	12	L Smith	3.60	20.439	13	H Smith	38.6	13	H Smith	21
14	D Turnbull	19.85	18.534	13	S Smith	21	14	C Bowles	3.66	20.104	13	S Smith	38.6	13	S Smith	21
15	S Gray (M)	20.22	18.195	15	D Hughes-Dowd	19	15	D Turnbull	3.83	19.212	15	D Hughes-Dowd	37.5	15	D Hughes-Dowd	19
16	M Dutson	20.64	17.825	16	P Rees (M)	18	16	M Dutson	3.87	19.013	16	P Rees (M)	22.1	16	P Rees (M)	18
17	R Lawson	22.73	16.186	17	S Gray (M)	17	17	R Lawson	4.33	16.993	17	S Gray (M)	16.6	17	S Gray (M)	17
18	D Hughes-Dowd	23.36	15.750	18	N Sismey (M)	16	18	S Smith	4.43	16.610	18	N Sismey (M)	1.4	18	N Sismey (M)	16
19	H Smith	23.55	15.622	19	S Goodlip (M)	15	19	H Smith	4.55	16.172	19	S Goodlip (M)	0.4	19	S Goodlip (M)	15
20	S Smith	24.13	15.247	20	R Lawson	14	20	D Hughes-Dowd	4.59	16.031	20	R Lawson	0.0	20	R Lawson	14
QUALIFYING				FINAL POSITIONS			FASTEST LAPS			BEST RACE LAPS (3 MINS)			POINTS TOTAL			
POS	JUNIOR	TIME	PNTS	POS	JUNIOR	PTS	POS	JUNIOR	TIME	MPH	POS	JUNIOR	LAPS	POS	JUNIOR	PTS
1	E Woodhouse	16.78	21.925	1	L Bowles	45	1	E Woodhouse	3.31	22.230	1	L Bowles	51.5	1	L Bowles	47
2	J Woodhouse	16.96	21.693	2	JJ Hughes-Dowd	38	1	J Woodhouse	3.31	22.230	2	JJ Hughes-Dowd	48.1	2	JJ Hughes-Dowd	38
3	JJ Hughes-Dowd	18.49	19.898	3	H Smith	34	3	L Bowles	3.44	21.390	3	H Smith	39.3	3	H Smith	34
4	L Bowles	18.57	19.812	4	J Woodhouse	31	4	JJ Hughes-Dowd	3.52	20.904	4	J Woodhouse	31.6	4	J Woodhouse	32
5	H Smith	23.55	15.622	5	E Woodhouse	29	5	I Lawson (NM)	3.68	19.995	5	E Woodhouse	25.8	4	E Woodhouse	32
6	I Lawson (NM)	26.05	14.123	6	I Lawson	NM	6	H Smith	4.49	16.388	6	I Lawson (NM)	23.8	6	I Lawson	NM

Group Points		
POS	ADULT	PTS
1	L Pateman	4.0
1	L Bowles	4.0
1	H Smith	4.0
1	S Smith	4.0
5	A Turnbull	3.5
5	A Smith (M)	3.5
7	L Blacker	3.0
7	L Smith	3.0
7	D Hughes-Dowd	3.0
10	D Latham	2.5
10	D Turnbull	2.5
12	JJ Hughes-Dowd	2.0
12	M Dutson	2.0
14	A Woodhouse	1.5
14	C Bowles	1.5
16	N Sismey (M)	1.0
16	P Rees (M)	1.0
18	S Goodlip (M)	0.5
18	S Gray (M)	0.5
20	R Lawson	0.0
FINAL POINTS		
POS	ADULT	PTS
1	L Bowles	4.0
2	JJ Hughes-Dowd	3.5
3	H Smith	3.0
4	J Woodhouse	2.5
5	E Woodhouse	2.0
6	I Lawson	NM



Adult Group C – Dan Hughes-Dowd (15th), Steve Smith and Harry Smith joint 13th

DERBY H:O RACING CLUB CHAMPIONSHIP RACE 674

GC Viper - DHORCingham Oval - 25Jul23 - Round 16

QUALIFYING AND FINAL RACE RESULTS

CL	NAME	LANE 4		GRP	GRP	GROUP		BEST		TOTAL
		Time	Fastest	POS	PTS	LAPS	TIME	LAP	TIME	LAPS
A	L Pateman	15.31	2.96	A1	4.0	58.9	2.98	58.9	2.96	63.9
A	A Woodhouse	17.10	3.32	A6	1.5	39.2	4.45	39.2	3.32	44.2
A	N Sismey (M)	17.28	3.30	A7	1.0	1.4	3.67	1.4	3.30	6.4
A	A Turnbull	17.59	3.45	A2	3.5	54.5	3.24	54.5	3.24	59.5
A	S Goodlip (M)	17.86	3.16	A8	0.5	0.4		0.4	3.16	5.4
A	D Latham	17.87	3.46	A4	2.5	49.5	3.58	49.5	3.46	54.5
A	L Blacker	18.04	3.53	A3	3.0	52.3	3.36	52.3	3.36	57.3
A	JJ Hughes-Dowd	18.49	3.55	A5	2.0	45.5	3.76	45.5	3.55	45.5
A	L Bowles	18.57	3.59	B1	4.0	50.0	3.54	50.0	3.54	50.0
A	P Rees (M)	18.71	3.60	B7	1.0	22.1	3.70	22.1	3.60	27.1
A	A Smith (M)	18.72	3.66	B2	3.5	49.8	3.56	49.8	3.56	54.8
A	C Bowles	18.78	3.66	B6	1.5	43.1	4.00	43.1	3.66	48.1
A	L Smith	18.86	3.64	B3	3.0	49.0	3.60	49.0	3.60	54.0
A	D Turnbull	19.85	3.88	B4	2.5	46.3	3.83	46.3	3.83	51.3
A	S Gray (M)	20.22	3.71	B8	0.5	16.6	3.43	16.6	3.43	21.6
A	M Dutson	20.64	4.00	B5	2.0	44.6	3.87	44.6	3.87	49.6
A	R Lawson	22.73	4.33	D1	0.0			0.0	4.33	5.0
A	D Hughes-Dowd	23.36	4.59	C3	3.0	37.5	4.71	37.5	4.59	42.5
A	H Smith	23.55	4.64	C1	4.0	38.6	4.55	38.6	4.55	38.6
A	S Smith	24.13	4.66	C1	4.0	38.6	4.43	38.6	4.43	43.6
J	E Woodhouse	16.78	3.31	A5	2.0	25.8	3.37	25.8	3.31	30.8
J	J Woodhouse	16.96	3.31	A4	2.5	31.6	5.45	31.6	3.31	36.6
J	JJ Hughes-Dowd	18.49	3.55	A2	3.5	48.1	3.52	48.1	3.52	53.1
J	L Bowles	18.57	3.59	A1	4.0	51.5	3.44	51.5	3.44	56.5
J	H Smith	23.55	4.64	A3	3.0	39.3	4.49	39.3	4.49	44.3
JS	I Lawson	26.05	4.28	B1	0.0	23.8	3.68	23.8	3.68	28.8

Extra Points: Pole = 2, Race Laps = 2, Fastest Lap = 1

TOTAL LAPS 1,073.0

TOTAL FEET 115,798.2





Adult Group B – Angus Smith (5th), Phil (16th), Chris (11th), Liam (7th), Lewis (4th), Dan (8th), Macaully (10th) and Stuart Gray (17th)

Championship Tables



Those All Important
Points!



Adult Group A – Lewis (3rd), Nick Sismey (18th), Simon (19th), winner Lee, Adam (2nd), Denis (6th) and JJ (9th)



DHORC Championship 2023				
Pos	Competitor	Total	Best (75%)	Diff
	Name	28	21	
	(Adult)	Scores	Scores	
1	S Goodlip (M)	603	603	
2	L Pateman	533	533	70
3	A Smith (M)	521	521	12
4	N Sismey (M)	485	485	36
5	A Turnbull	469	469	16
6	P Rees (M)	448	448	21
7	D Turnbull	407	407	41
8	L Blacker	394	394	13
9	C Bowles	393	393	1
10	JJ Hughes-Dowd	347	347	46
11	S Gray (M)	337	337	10
12	D Hughes-Dowd	318	318	19
13	G Peach (M)	267	267	51
14	D Latham	257	257	10
15	L Bowles	234	234	23
16	A Woodhouse	213	213	21
17	S Smith	202	202	11
18	R Litherland	196	196	6
19	H Smith	187	187	9
20	A Stevenson	156	156	31
20	R Lawson	156	156	
22	L Smith	130	130	26
23	M Dutson	112	112	18
24	J Lawson	97	97	15
25	A Thompson	93	93	4
26	D Garbett (M)	49	49	44
Pos	(Juniors)	Total	75%	Diff
1	L Bowles	688	688	
2	JJ Hughes-Dowd	626	626	62
3	J Woodhouse	396	396	230
4	T Stevenson	326	326	70
5	E Woodhouse	323	323	3
6	H Smith	300	300	23
7	J Thomson	191	191	109
8	J Lawson	175	175	16
9	E Doyle	97	97	78
Pos	(Masters)	Total	75%	Diff
1	S Goodlip (M)	682	682	
2	A Smith (M)	601	601	81
3	N Sismey (M)	560	560	41
4	P Rees (M)	534	534	26
5	S Gray (M)	453	453	81
6	G Peach (M)	304	304	149
7	D Garbett (M)	57	57	247

DHORC Challenge 2023				
Pos	Competitor	Wins	Results	
	Name		(28)	Turn Up
	(Adult)		Points	Rate
5	P Rees (M)	6	30.5	100.00%
6	N Sismey (M)	6	29.5	100.00%
7	D Turnbull	3	29.0	100.00%
8	A Smith (M)	6	27.5	93.75%
9	L Pateman	6	26.5	87.50%
10	S Gray (M)	3	25.5	93.75%
11	JJ Hughes-Dowd	3	25.0	100.00%
12	C Bowles	1	24.0	87.50%
13	G Peach (M)	7	21.5	62.50%
14	L Bowles	2	19.0	66.67%
15	H Smith	3	18.0	56.25%
16	D Latham	0	16.0	80.00%
17	S Smith	2	15.5	56.25%
18	L Smith	1	15.0	41.67%
19	R Litherland	2	11.5	43.75%
20	A Woodhouse	2	11.0	73.33%
21	J Lawson	2	8.5	35.71%
21	M Dutson	0	8.5	42.86%
23	R Lawson	1	6.5	64.29%
24	D Garbett (M)	0	1.5	12.50%
25	A Stevenson	0	0.0	56.25%
25	A Thompson	0	0.0	40.00%
Pos	(Junior)	Wins	Points	Rate
1	L Bowles	12	35.0	93.75%
2	JJ Hughes-Dowd	3	32.5	100.00%
3	J Woodhouse	3	23.5	73.33%
4	E Woodhouse	0	16.0	73.33%
5	H Smith	0	15.5	56.25%
6	J Thomson	5	15.0	40.00%
7	T Stevenson	2	13.0	68.75%
8	J Lawson	0	6.5	35.71%
9	E Doyle	0	1.5	20.00%

DHORC Championship 2023


Pos	Competitor Name (Adult)	MIA F1	INT GC	CP F1	CP GC	MON F1	LB GC	ZAN F1	ZAN GC	NAS F1	MIA GC	INT F1	INT GC	DO FIV	DO GCB	DO FIT	DO GCV	Total	Best (75%)	Diff			
		10-Jan	31-Jan	21-Feb	21-Feb	14-Mar	5	6	04-Apr	02-May	02-May	8	9	27-Jun	18-Jul	18-Jul	12	13	25-Jul		14	15	16
1	S Goodlip (M)	29	38	31	45	49	45	38	38	35	34	48	42	31	47	38	15	603	603	70			
2	L Pateman	49	31	29	41	32	40	39	48	49	40	DNS	DNS	19	47	19	50	533	533	12			
3	A Smith (M)	39	45	48	33	34	34	31	30	DNS	48	38	46	22	26	18	29	521	521	36			
4	N Sismey (M)	27	29	34	34	38	34	28	31	27	27	34	31	24	24	47	16	485	485	16			
5	A Turnbull	28	34	29	23	28	28	27	26	38	28	28	34	36	27	17	38	469	469	21			
6	P Rees (M)	34	26	38	27	27	27	45	29	26	31	27	27	19	24	21	18	448	448	41			
7	D Turnbull	22	25	25	25	24	25	25	24	26	23	26	28	29	25	29	26	407	407	13			
8	L Blacker	23	21	22	24	18	22	23	25	25	25	25	26	26	21	34	34	394	394	1			
9	C Bowles	26	28	DNS	DNS	29	26	26	34	28	29	29	29	38	28	20	23	393	393	46			
10	JJ Hughes-Dowd	19	16	18	22	23	20	24	23	22	22	21	24	24	17	27	25	347	347	10			
11	S Gray (M)	21	22	24	19	DNS	19	21	21	20	19	24	23	27	31	29	17	337	337	19			
12	D Hughes-Dowd	20	17	19	17	19	17	22	19	23	20	23	21	22	17	23	19	318	318	51			
13	G Peach (M)	24	27	28	28	25	24	29	27	31	24	DNS	DNS	DNS	DNS	DNS	DNS	267	267	10			
14	D Latham	DNS	18	23	18	17	DNS	DNS	DNS	21	17	22	22	17	29	25	28	257	257	23			
15	L Bowles	DNS	23	21	26	DNS	23	DNS	DNS	DNS	DNS	29	25	16	23	17	31	234	234	11			
16	A Woodhouse	DNS	14	DNS	DNS	16	15	DNS	DNS	15	15	19	19	20	34	24	22	213	213	6			
17	S Smith	18	20	DNS	DNS	DNS	DNS	20	DNS	19	DNS	DNS	DNS	47	19	18	21	202	202	9			
18	R Litherland	31	DNS	26	29	26	29	DNS	DNS	24	31	DNS	DNS	DNS	DNS	DNS	DNS	196	196	31			
19	H Smith	17	19	DNS	DNS	DNS	DNS	19	22	18	DNS	DNS	DNS	26	19	26	21	187	187	26			
20	A Stevenson	16	DNS	DNS	DNS	15	16	18	18	17	16	20	20	DNS	DNS	DNS	DNS	156	156	18			
21	R Lawson	DNS	DNS	20	20	21	18	DNS	DNS	DNS	21	DNS	DNS	14	14	14	14	156	156	28			
22	L Smith	DNS	DNS	DNS	DNS	22	DNS	DNS	DNS	DNS	DNS	DNS	DNS	28	22	31	27	130	130	4			
23	M Dutton	DNS	DNS	16	16	DNS	DNS	DNS	DNS	DNS	DNS	DNS	DNS	19	15	22	24	112	112	15			
24	J Lawson	DNS	DNS	17	21	20	21	DNS	DNS	DNS	18	DNS	DNS	DNS	DNS	DNS	DNS	97	97	4			
25	A Thompson	DNS	15	DNS	DNS	DNS	14	17	17	16	14	DNS	DNS	DNS	DNS	DNS	DNS	93	93	44			
26	D Garbett (M)	25	24	DNS	DNS	DNS	DNS	DNS	DNS	DNS	DNS	DNS	DNS	DNS	DNS	DNS	DNS	49	49	78			
(Juniors)		659	660	661	662	663	664	665	666	667	668	669	670	671	672	673	674	Total	75%	Diff			
1	L Bowles	49	47	50	50	35	47	35	48	DNS	47	48	50	38	47	50	47	688	688	62			
2	JJ Hughes-Dowd	39	35	38	38	48	35	46	40	49	41	38	40	38	29	34	38	626	626	230			
3	J Woodhouse	DNS	28	DNS	DNS	31	29	DNS	DNS	38	34	36	34	47	40	47	32	396	396	70			
4	T Stevenson	31	DNS	31	31	28	28	29	29	28	28	31	31	DNS	DNS	DNS	DNS	326	326	3			
5	E Woodhouse	DNS	27	DNS	DNS	29	27	DNS	DNS	28	27	29	29	34	32	29	32	323	323	23			
6	H Smith	34	32	DNS	DNS	DNS	DNS	38	34	32	DNS	DNS	DNS	31	34	31	34	300	300	109			
7	J Thomson	DNS	29	DNS	DNS	DNS	32	34	31	34	31	DNS	DNS	DNS	DNS	DNS	DNS	191	191	78			
8	J Lawson	DNS	DNS	34	34	39	39	DNS	DNS	DNS	29	DNS	DNS	DNS	DNS	DNS	DNS	175	175	81			
9	E Doyle	DNS	39	29	29	DNS	DNS	DNS	DNS	DNS	DNS	DNS	DNS	DNS	DNS	DNS	DNS	97	97	149			
(Masters)		659	660	661	662	663	664	665	666	667	668	669	670	671	672	673	674	Total	75%	Diff			
1	S Goodlip (M)	35	42	31	46	50	47	43	46	48	40	48	42	49	47	38	30	682	682	81			
2	A Smith (M)	48	46	50	38	34	37	35	35	DNS	48	40	46	31	34	32	47	601	601	41			
3	N Sismey (M)	31	34	34	38	38	38	29	38	32	34	34	34	34	32	47	33	560	560	26			
4	P Rees (M)	39	29	38	29	31	31	45	34	35	31	31	30	31	31	31	38	534	534	81			
5	S Gray (M)	27	27	28	28	DNS	28	28	28	28	28	29	29	38	38	34	34	453	453	149			
6	G Peach (M)	28	31	29	31	29	29	31	29	38	29	DNS	DNS	DNS	DNS	DNS	DNS	304	304	57			
7	D Garbett (M)	29	28	DNS	DNS	DNS	DNS	DNS	DNS	DNS	DNS	DNS	DNS	DNS	DNS	DNS	DNS	57	57				

DHORC Final Challenge 2023

Pos	Competitor Name (Adult)	Wins	MIA F1	INT GC	CP F1	CP GC	MON F1	LB GC	ZAN F1	ZAN GC	NAS F1	MIA GC	INT F1	INT GC	DO FIV	DO GCB	DO FIT	DO GCV	Results		
			10-Jan	31-Jan	21-Feb	21-Feb	14-Mar	04-Apr	02-May	02-May	8	9	23-May	27-Jun	18-Jul	18-Jul	25-Jul	25-Jul	25-Jul	16	25-Jul
1	L Blacker	7	1.5	0.5	3.0	6.5	0.5	1.0	3.5	1.0	3.0	1.0	3.0	1.5	2.5	2.0	3.5	3.0	37.0	100.00%	
2	S Goodlip (M)	9	3.5	1.5	4.5	2.0	2.0	1.0	1.5	1.0	1.0	1.0	2.0	1.5	3.0	4.0	4.0	0.5	35.0	100.00%	
3	D Hughes-Dowd	4	3.5	1.5	3.0	1.5	3.0	1.5	1.0	1.0	3.5	1.5	1.5	0.5	2.0	1.5	3.5	3.0	33.0	100.00%	
4	A Turnbull	3	1.0	3.0	1.5	1.5	1.0	1.0	0.5	3.5	1.5	1.0	3.0	1.0	3.5	3.0	1.5	3.5	31.0	100.00%	
5	P Rees (M)	6	3.0	3.5	1.5	0.5	2.5	0.5	4.0	1.5	1.5	1.5	2.5	0.5	1.0	2.5	3.0	1.0	30.5	100.00%	
6	N Sismey (M)	6	0.5	1.5	1.0	1.0	1.5	3.0	1.0	2.5	0.5	2.5	1.0	2.5	4.0	2.0	4.0	1.0	29.5	100.00%	
7	D Turnbull	3	1.0	1.0	1.0	1.0	2.5	3.0	1.0	0.5	1.5	1.5	1.5	3.0	2.5	2.5	3.0	2.5	29.0	100.00%	
8	A Smith (M)	6	1.5	2.0	2.0	2.5	1.0	0.5	0.5	3.0	DNS	2.0	1.5	2.0	2.0	3.0	0.5	3.5	27.5	93.75%	
9	L Pateman	6	2.0	0.5	0.5	1.5	2.5	1.5	1.5	2.0	2.0	1.5	DNS	DNS	1.0	4.0	2.0	4.0	26.5	87.50%	
10	S Gray (M)	3	2.5	1.0	2.5	1.0	DNS	3.0	0.5	0.5	1.5	1.0	0.5	1.5	3.0	3.5	3.0	0.5	25.5	93.75%	
11	JJ Hughes-Dowd	3	1.0	1.0	0.5	1.0	1.5	1.5	2.5	1.5	1.0	1.0	0.5	2.5	4.0	1.5	2.0	2.0	25.0	100.00%	
12	C Bowles	1	1.5	1.0	DNS	DNS	1.5	1.5	1.5	1.0	1.0	1.5	0.5	1.5	4.0	3.5	2.5	1.5	24.0	87.50%	
13	G Peach (M)	7	2.5	2.5	1.0	3.0	1.0	0.5	3.5	0.5	4.5	2.5	DNS	DNS	DNS	DNS	DNS	DNS	21.5	62.50%	
14	L Bowles	2	DNS	3.5	0.5	1.5	DNS	1.5	DNS	DNS	DNS	DNS	1.5	1.0	1.0	3.0	1.5	4.0	19.0	66.67%	
15	H Smith	3	1.5	3.0	DNS	DNS	DNS	DNS	1.0	3.0	0.5	DNS	DNS	DNS	2.5	1.0	1.5	4.0	18.0	56.25%	
16	D Latham	DNS	0.5	1.5	1.5	0.5	1.5	DNS	DNS	0.5	1.5	1.0	1.0	1.0	3.5	1.0	2.5	2.5	16.0	80.00%	
17	S Smith	2	0.5	1.5	DNS	DNS	DNS	1.5	1.5	1.0	1.0	DNS	DNS	DNS	4.0	1.0	0.5	4.0	15.5	56.25%	
18	L Smith	1	DNS	DNS	DNS	DNS	3.0	DNS	DNS	DNS	DNS	DNS	DNS	DNS	3.5	2.0	3.5	3.0	15.0	41.67%	
19	R Litherland	2	0.5	DNS	1.5	1.5	3.5	DNS	DNS	0.5	2.5	DNS	DNS	DNS	DNS	DNS	DNS	DNS	11.5	43.75%	
20	A Woodhouse	2	DNS	0.0	DNS	DNS	0.0	0.0	DNS	DNS	0.0	0.0	0.0	0.0	1.5	4.0	4.0	1.5	11.0	73.33%	
21	J Lawson	2	DNS	DNS	1.5	0.5	1.5	2.5	DNS	DNS	DNS	2.5	DNS	DNS	DNS	DNS	DNS	DNS	8.5	35.71%	
23	M Dutton	1	DNS	DNS	0.0	0.0	DNS	DNS	DNS	DNS	DNS	DNS	DNS	DNS	3.0	0.5	3.0	2.0	8.5	42.86%	
24	D Garbett (M)	1	DNS	1.5	1.5	0.5	0.5	DNS	DNS	DNS	DNS	2.5	DNS	DNS	0.0	0.0	0.0	0.0	6.5	64.29%	
25	A Stevenson	0	0.5	DNS	DNS	DNS	DNS	DNS	DNS	DNS	DNS	DNS	DNS	DNS	DNS	DNS	DNS	DNS	1.5	12.50%	
25	A Thompson	0	DNS	DNS	DNS	DNS	0.0	0.0	0.0	0.0	0.0	0.0	0.0	0.0	DNS	DNS	DNS	DNS	0.0	56.25%	
25	A Thompson	0	DNS	0.0	DNS	DNS	DNS	0.0	0.0	0.0	0.0	0.0	DNS	DNS	DNS	DNS	DNS	DNS	0.0	40.00%	
Pos	(Junior)	Wins	659	660	661	662	663	664	665	666	667	668	669	670	671	672	673	674	Points	Rate	
1	L Bowles	12	2.0	2.0	2.0	2.0	1.0	2.0	0.5	2.0	DNS	2.0	2.0	2.0	3.5	4.0	4.0	4.0	35.0	93.75%	
2	JJ Hughes-Dowd	3	1.5	3.0	1.5	1.5	2.0	1.0	2.0	1.5	2.0	1.5	1.5	1.5	3.5	2.0	3.0	3.5	32.5	100.00%	
3	J Woodhouse	3	DNS	1.0	DNS	DNS	2.5	1.5	DNS	DNS	1.5	1.0	1.0	1.0	4.0	3.5	4.0	2.5	23.5	73.33%	
4	E Woodhouse	4	DNS	0.5	DNS	DNS	1.5	0.5	DNS	DNS	1.0	0.5	1.5	1.5	2.5	2.5	2.0	2.0	16.0	73.33%	
5	H Smith	5	1.0	0.5	DNS	DNS	DNS	DNS	1.5	1.0	0.5	DNS	DNS	DNS	2.5	3.0	2.5	3.0	15.5	56.25%	
6	J Thomson	5	DNS	1.5	DNS	DNS	DNS	2.5	3.0	2.5	3.0	2.5	DNS	DNS	DNS	DNS	DNS	DNS	15.0	40.00%	
7	T Stevenson	2	0.5	DNS	0.5	0.5	1.0	1.0	1.5	1.5	1.5	1.0	2.5	1.5	DNS	DNS	DNS	DNS	13.0	68.75%	
8	J Lawson	2	DNS	DNS	1.0	1.0	1.5	1.5	DNS	DNS	DNS	1.5	DNS	DNS	DNS	DNS	DNS	DNS	6.5	35.71%	
9	E Doyle	1	DNS	1.5	0.0	0.0	DNS	DNS	DNS	DNS	DNS	DNS	DNS	DNS	DNS	DNS	DNS	DNS	1.5	20.00%	
Turn Up Rates			100.00%	90.00%	69.70%	69.70%	71.43%	77.14%	62.86%	62.86%	71.43%	77.14%	57.14%	57.14%	71.43%	71.43%	71.43%	71.43%	71.43%	AVE	71.19%



Thank you DHORCingham et al for an amazing evening.



Members' Statistics

ADULT STATISTICS 1992-2023 - AFTER DHORC 674

Sheet 1 of 5 (Note: Highlighted Names are Current 2023 Members, CS = Best Consecutive Results)

MEETINGS (Junior & Adult) ATTENDED			RACES (Junior & Adult) COMPLETED			DRIVER RANKING			FINALS WON			
Pos	ADULT	No	Pos	ADULT	No	Pos	ADULT	SCORE	Pos	ADULT	No	CS
1	P REES	659	1	P REES	3,799	1	* J SISMEY	2.750	1	L PATEMAN	277	(5)
2	N SISMEY	621	2	N SISMEY	3,480	2	* W LANDER	2.838	2	P REES	240	(3)
3	L PATEMAN	582	3	L PATEMAN	3,307	3	* S GOODLIP	3.038	3	N SISMEY	174	(2)
4	G PEACH	442	4	G PEACH	2,494	4	* A SMITH	3.350	4	S GOODLIP	173	(4)
5	S GOODLIP	374	5	P BARBER	2,102	5	* L PATEMAN	3.588	5	M CHADWICK	117	(3)
6	P BARBER	363	6	S GOODLIP	2,017	6	* M CHADWICK	3.813	6	J SISMEY	103	(4)
7	A McPEAKE	299	7	A BULLOCK	1,802	7	* J TAGUE	4.538	7	G PEACH	99	(2)
8	A BULLOCK	292	8	A McPEAKE	1,658	8	* T MEASHAM	5.113	8	L SMITH	88	(3)
9	M CHADWICK	287	9	R MASTERS	1,598	9	* J NEALE	5.200	9	D McPEAKE	77	(2)
10	R MASTERS	280	10	M CHADWICK	1,537	10	* A TURNBULL	5.663	9	A SMITH	77	(5)
11	N LAMBERT	269	11	C ROYTHORNE	1,513	11	* C BOWLES	5.675	11	A McPEAKE	66	(2)
12	C ROYTHORNE	249	12	N LAMBERT	1,479	12	* N SISMEY	5.925	11	A BULLOCK	66	(2)
13	D McPEAKE	245	13	D McPEAKE	1,366	13	* R LITHERLAND	6.025	13	J TAGUE	64	(2)
14	R SEAMAN	235	14	R SEAMAN	1,313	14	* K LYE	6.063	14	N LAMBERT	61	(2)
15	L SMITH (269)	214	15	J SISMEY (1,957)	1,303	15	* C ROYTHORNE	6.350	14	M ALLSOPP	61	(3)
16	J SISMEY (331)	211	16	L SMITH (1,651)	1,299	16	* D GARBETT	6.450	16	R SEAMAN	60	(2)
17	M ALLSOPP	203	17	M ALLSOPP	1,265	17	* A McPEAKE	6.488	17	W LANDER	56	(2)
18	D TURNBULL	202	18	D TURNBULL	1,090	18	* R SEAMAN	6.550	18	C ROYTHORNE	55	(2)
19	J LAMB	179	19	J LAMB	1,048	19	* P REES	7.063	19	R MASTERS	54	(2)
20	A SMITH	172	20	S ANAND	976	20	* R BLAKE	7.125	20	S ANAND	53	(3)
21	P LEVERS	166	21	P LEVERS	957	21	* T CHADWICK	7.250	21	J LAMB	49	(3)
22	J TAGUE	165	22	J LYMER	948	21	* S ANAND	7.250	22	P LEVERS	48	(2)
23	S ANAND	154	23	A SMITH	866	23	* G PEACH	7.425	23	A HOLLIDAY	43	(3)
24	J LYMER	146	24	J TAGUE	858	24	* A BULLOCK	7.438	24	I BRENTNALL	41	(3)
25	D EDWARDS	139	25	K ALCOCK	848	25	* M ALLSOPP	7.488	24	P BARBER	41	(2)
26	K ALCOCK	131	26	D EDWARDS	801	26	* R CROSSLAND	8.175	26	J LYMER	38	(2)
27	A HOLLIDAY	121	27	G WESTON	682	27	* D McPEAKE	8.563	27	G WESTON	33	(2)
28	L EDWARDS	116	28	A HOLLIDAY	673	28	* L SMITH	8.800	28	K ALCOCK	30	(3)
28	C BOWLES (193)	116	29	W LANDER	661	29	* D BRENTNALL	8.838	28	D TURNBULL	30	(3)
30	G WESTON	113	30	L EDWARDS	654	30	* K PAYNE	8.850	30	D EDWARDS	29	(2)
31	C HENRY	109	31	J HOLMES	639	31	* J ROYTHORNE	8.938	30	D GARBETT	29	(2)
31	D GARBETT	109	32	C BOWLES (971)	569	32	* J LEVERS	9.063	30	L BLACKER	29	(3)
33	S SMITH	106	33	C HENRY	552	33	* A DAVIES	9.138	30	C BOWLES	29	(2)
34	W LANDER	104	33	S SMITH	552	34	* P LEVERS	9.188	34	B JOHNSON	28	(3)
35	R LAWSON	103	35	R LAWSON	530	35	* L BLACKER	9.200	34	A TURNBULL	28	(2)
36	J HOLMES	98	36	D GARBETT	523	36	* D TURNBULL	9.275	36	R BLAKE	26	(2)
37	B JOHNSON	96	37	I BRENTNALL	511	37	* J LYMER	9.288	37	D BRENTNALL	25	(5)
38	I BRENTNALL	94	38	B JOHNSON	509	38	* S PANK	9.775	37	M ROGERS	25	(3)
39	S GRAY	93	39	R CROSSLAND	456	39	* D PASSELL	9.850	37	J HOLMES	25	
40	T DINGLEY	87	40	T DINGLEY	455	40	* J LAMB	10.063	40	J NEALE	24	(2)
41	R CROSSLAND	81	41	J ROYTHORNE	432	41	* T DINGLEY	10.125	41	J LEVERS	22	(3)
41	A TURNBULL (233)	81	42	S GRAY	414	42	* I BRENTNALL	10.325	41	R CROSSLAND	22	(2)
43	A STAMPER	76	43	R BLAKE	383	43	* M KNIGHTON	10.363	43	S MINNIS	21	(3)
44	L BLACKER	72	44	A STAMPER	366	44	* G WESTON	10.375	43	S PANK	21	(2)
45	S PANK	69	45	A TURNBULL (1,270)	365	45	* D EDWARDS	10.438	43	T DINGLEY	21	
45	J ROYTHORNE	69	46	S PANK	364	46	* M ROGERS	10.463	46	J ROYTHORNE	20	(2)
47	S MINNIS	67	47	J LITHERLAND	357	47	* S MINNIS	11.400	47	C HENRY	19	
48	R BLAKE	62	48	S MINNIS	356	48	* JJ HUGHES-DOWD	11.913	48	A FEARN	18	(2)
49	J LITHERLAND	61	49	J LEVERS	322	49	* J HOLMES	12.350	49	S LANDER	14	(2)
50	J NEALE	60	50	A FEARN (380)	319	50	* A HOLLIDAY	12.413	50	T CHADWICK	13	(2)

(Driver Ranking = Average Position in Qualifying, Final Position, Fastest Lap & Race Laps Over Last 20 club nights)

ADULT STATISTICS 1992-2023 - AFTER DHORC 674

Sheet 2 of 5 (Note: Highlighted Names are Current 2023 Members, CS = Best Consecutive Results)

MEETINGS (Junior & Adult) ATTENDED		RACES (Junior & Adult) COMPLETED		DRIVER RANKING		FINALS WON				
Pos	ADULT	Pos	ADULT	Pos	ADULT	SCORE	Pos	ADULT	No	CS
51	M ROGERS	57	51 J NEALE	318	51 * B JOHNSON	12.500	50 R LITHERLAND	13	(2)	
52	J LEVERS	53	52 L BLACKER	316	52 * K ALCOCK	12.613	52 J HITCHCOCK	12	(2)	
53	G SCHULE	52	53 M ROGERS	308	53 * A FEARN	12.625	52 P FOXLEY	12	(2)	
54	A FEARN	49	54 M MARTINEZ	289	54 * M STURGESS	12.675	54 T MEASHAM	11		
54	M MARTINEZ	49	55 K LYE	263	55 * N LAMBERT	12.950	54 S GRAY	11		
56	D OLIVER	45	56 G SCHULE	258	56 * P FOXLEY	12.963	54 S SMITH	11		
57	D WALKER	42	57 C BULLOCK (639)	248	56 * S GRAY	12.963	57 D WALKER	10		
57	K LYE	42	58 D BRETNALL	225	58 * G SCHULE	13.238	57 D PASSELL	10	(2)	
59	D BRETNALL	41	58 T CHADWICK (999)	225	59 * J TETLEY	13.313	57 L EDWARDS	10		
60	R LITHERLAND (192)	40	60 D OLIVER	216	60 * C HENRY	13.763	60 S DUNN	9	(2)	
61	A THOMPSON	39	61 D WALKER	212	61 * D GREEN	13.850	60 K LYE	9		
62	M KNIGHTON	36	62 A DAVIES	211	62 * S SMITH	13.913	60 R LAWSON	9		
62	T CHADWICK (183)	36	63 T MEASHAM (758)	208	63 * A STAMPER	14.300	63 G LAMBERT	8	(4)	
62	C BULLOCK (102)	36	64 M KNIGHTON	206	64 * R MASTERS	14.325	63 J LITHERLAND	8		
65	S DUNN	35	65 J CHELL	202	65 * R LAWSON	14.350	63 C COOPER	8		
66	D PASSELL	34	66 D PASSELL	191	66 * M HOLLAND	14.375	63 H SMITH	8		
66	A DAVIES	34	67 S DUNN	183	67 * N CHATTLE	14.488	67 R CHADWICK	7	(2)	
68	T MEASHAM (126)	33	68 A THOMPSON	179	68 * J LITHERLAND	14.550	67 A DAVIES	7		
69	G LAMBERT	32	69 P FOXLEY	172	69 * B BRUCE	14.563	69 M JUBB	6		
69	P FOXLEY	32	70 G LAMBERT	168	70 * M DUTSON	14.738	69 A STAMPER	6		
71	J CHELL	30	71 M STURGESS	163	71 * L EDWARDS	14.800	69 C BULLOCK	6		
72	M STURGESS	29	72 S SUMNER	157	72 * D HUGHES-DOWD	15.100	69 K PAYNE	6		
73	R HITCHCOCK	27	73 B BRUCE	148	73 * C BULLOCK	15.138	69 J TETLEY	6	(2)	
73	R CHADWICK	27	74 R LITHERLAND (1,064)	147	74 * D OLIVER	15.688	69 T BALDOCK	6		
75	S SUMNER	26	75 R CHADWICK	146	75 * S DUNN	15.963	69 JJ HUGHES-DOWD	6		
76	B BRUCE	25	76 J TETLEY	143	76 * A THOMPSON	16.063	76 C SCHOFIELD	5	(2)	
77	C STANNARD	24	77 K PAYNE	140	77 * G LAMBERT	16.175	76 AJ McPEAKE	5	(2)	
77	D HUGHES-DOWD	24	78 R HITCHCOCK	138	78 * S SUMNER	16.425	76 I HOLLAND	5		
79	I HOLLAND	23	79 M HOLLAND	129	79 * M MARTINEZ	16.763	76 M TANSLEY	5		
79	J HITCHCOCK	23	80 J HITCHCOCK	127	80 * J CHELL	17.138	76 D OLIVER	5		
79	C SCHOFIELD	23	81 C SCHOFIELD	124	81 * C STANNARD	17.325	76 D GREEN	5		
79	D GREEN	23	82 I HOLLAND	120	82 * R HITCHCOCK	18.063	76 J CHELL	5		
79	M HOLLAND	23	82 D GREEN	120	83 * C SCHOFIELD	18.113	76 R JAMES	5		
79	K PAYNE	23	84 N CHATTLE	119	84 * D WALKER	18.163	84 S REVITT	4	(2)	
85	M DUTSON	22	85 S LANDER	118	85 * P BARBER	18.938	84 R HITCHCOCK	4		
85	JJ HUGHES-DOWD (38)	22	85 C STANNARD	118	86 * J HITCHCOCK	21.388	84 M KNIGHTON	4		
87	J TETLEY	21	87 T HAGUES	111	87 * R CHADWICK	22.013	84 M STURGESS	4		
88	N CHATTLE	20	88 R JAMES	105	88 * I HOLLAND	22.288	84 M BLOOD	4		
89	M JUBB	19	89 C CARRINGTON	100	N/A T BALDOCK	2.583	84 D HUGHES-DOWD	4		
90	C CARRINGTON	18	90 M JUBB	99	N/A S REVITT	3.792	90 S PATCHING	3		
90	T HAGUES	18	91 C BRADFORD	97	N/A S LANDER	4.485	90 C NORRIS	3		
92	N MAFFIN	17	92 P MELLOR	93	N/A AJ McPEAKE	6.659	90 J HENRY	3		
92	S LANDER	17	93 D HUGHES-DOWD	84	N/A A HUGHES	6.792	90 C CARRINGTON	3		
92	P MELLOR	17	94 N MAFFIN	82	N/A S WHITE	8.000	90 A HUGHES	3		
92	C BRADFORD	17	95 P COCKBILL	81	N/A C SLATER	9.250	90 M HOLLAND	3		
92	C COOPER	17	96 D LEVERTON	75	N/A S SIDDANS	10.417	90 C STANNARD	3		
92	A STEVENSON	17	97 M TANSLEY	73	N/A J KELLY	10.500	90 J LAWSON	3		
98	P COCKBILL	16	98 YAN SHEN	68	N/A L BOWLES	10.667	98 H VD HEUVEL	2	(2)	
99	R JAMES	15	99 J KELLY	67	N/A J HENRY	11.000	98 J KELLY	2		
99	H SMITH (121)	15	100 S REVITT	63	N/A F HOLMES	11.194	98 C SLATER	2	(2)	

ADULT STATISTICS 1992-2023 - AFTER DHORC 674

Sheet 3 of 5 (Note: Highlighted Names are Current 2023 Members, CS = Best Consecutive Results)

MEETINGS (Junior & Adult)			RACES (Junior & Adult)			DRIVER RANKING			FINALS WON			
ATTENDED			COMPLETED			RANKING			WON			
Pos	ADULT	No	Pos	ADULT	No	Pos	ADULT	SCORE	Pos	ADULT	No	CS
101	M TANSLEY	14	101	M DUTSON	62	N/A	C COOPER	11.500	98	YAN SHEN	2	
102	J KELLY	13	102	M WATTS (130)	61	N/A	M BLOOD	11.639	98	I HALL	2	
102	D LEVERTON	13	102	C COOPER	61	N/A	C ATKINSON	12.125	98	S SUMNER	2	
102	J LAWSON (85)	13	102	A STEVENSON	61	N/A	J MELLOR	12.650	98	B BRUCE	2	
102	A WOODHOUSE	13	105	J McDONALD (98)	60	N/A	H SMITH	12.817	98	C BRADFORD	2	
106	S REVITT	12	106	M BLOOD	58	N/A	A DOBBINS	12.925	98	M MARTINEZ	2	
106	P PURKIS	12	106	W BLURTON	58	N/A	J LAWSON	13.038	98	L BOWLES	2	
106	M WATTS (25)	12	106	F HOLMES (827)	58	N/A	P WRIGHT	13.250	98	A WOODHOUSE	2	
106	T STACEY	12	109	I HALL	57	N/A	T STACEY	13.271	109	R GILLARD	1	
106	L BOWLES (83)	12	109	T STACEY	57	N/A	P ZIMMERMAN	13.500	109	D ROYTHORNE	1	
106	D LATHAM	12	111	T CASH	54	N/A	M TANSLEY	13.500	109	P COCKBILL	1	
112	AJ McPEAKE (76)	11	112	N WRIGHT	52	N/A	L COPLEY	13.500	109	J JOHNSON	1	
112	YAN SHEN	11	113	AJ McPEAKE (376)	50	N/A	N WRIGHT	13.556	109	G SCHULE	1	
114	R GILLARD	10	113	T BALDOCK	50	N/A	D LATHAM	13.604	109	M WATTS	1	
114	A DOBBINS	10	115	R GILLARD	49	N/A	C WILKINSON	14.083	109	B GEBAUERS	1	
114	I HALL	10	115	A DOBBINS	49	N/A	C CARRINGTON	14.111	109	G CLARK	1	
114	J McDONALD (16)	10	115	D KENNING	49	N/A	A WOODHOUSE	14.346	109	L COPLEY	1	
118	N WRIGHT	9	118	P PURKIS	47	N/A	K JEFFRIES	14.688	109	A DOBBINS	1	
118	M BLOOD	9	119	A LEE	46	N/A	Da BUCKLEY	14.844	109	C WILKINSON	1	
118	T BALDOCK	9	119	Z MIDDLETON	46	N/A	A STEVENSON	14.882	109	R HILL	1	
118	T CASH	9	121	Da BUCKLEY	43	N/A	S ALLDREAD	14.917	109	N CHATTLE	1	
118	F HOLMES (139)	9	122	A HUGHES (414)	42	N/A	B COOK	15.000	109	C ATKINSON	1	
123	C NORRIS	8	123	P WRIGHT	40	N/A	J FLETCHER	15.125	109	A THOMPSON	1	
123	Da BUCKLEY	8	123	D LATHAM	40	N/A	W BLURTON	15.438	109	A LEE	1	
123	W BLURTON	8	125	G CLARK	39	N/A	R HEATON	15.500	109	D LLOYD	1	
123	D KENNING	8	126	S PATCHING	38	N/A	R GILLARD	15.575	109	Z MIDDLETON	1	
127	S PATCHING	7	126	C NORRIS	38	N/A	R JAMES	15.617	109	T STACEY	1	
127	G CLARK	7	128	J HENRY (695)	37	N/A	G CLARK	15.750	109	F HOLMES	1	
127	J HENRY (134)	7	129	C WILKINSON	35	N/A	L HENDERSON	15.750	109	J McDONALD	1	
127	R HILL	7	129	YUAN ZHI	35	N/A	A LEE	15.833				
127	L ELMORE	7	129	L ELMORE	35	N/A	D LEVERTON	15.846				
132	D HARROP	6	132	D BUCKLEY	33	N/A	R SPENCER	15.850				
132	D HART	6	133	R HILL	32	N/A	YUAN ZHI	15.875				
132	P WRIGHT	6	134	D HART	30	N/A	R HILL	16.071				
132	C WILKINSON	6	134	D HARROP	30	N/A	S KERR	16.083				
132	A HUGHES (67)	6	134	Ch HOLLAND	30	N/A	P COCKBILL	16.156				
132	Ch HOLLAND	6	137	St BOWMAN	29	N/A	D LLOYD	16.167				
132	D BUCKLEY	6	137	C BLURTON	29	N/A	S PATCHING	16.179				
132	YUAN ZHI	6	139	R SPENCER	28	N/A	Z MIDDLETON	16.250				
132	A LEE	6	140	C ATKINSON	27	N/A	J McDONALD	16.375				
132	Z MIDDLETON	6	140	JJ HUGHES-DOWD (109)	27	N/A	D KENNING	16.469				
132	S KERR	6	142	K JEFFRIES	26	N/A	M WATTS	16.625				
143	R SPENCER	5	142	H SMITH (598)	26	N/A	C NORRIS	16.714				
143	J MELLOR (87)	5	144	L COPLEY	25	N/A	T CASH	16.889				
143	C BLURTON	5	144	D LLOYD	25	N/A	G HADDON	17.000				
146	B GEBAUERS	4	146	J LAWSON (393)	24	N/A	D HARROP	17.500				
146	C ROBINSON	4	147	S SIDDOONS	23	N/A	St BOWMAN	17.500				
146	S HENDRY	4	148	S KERR	22	N/A	YAN SHEN	17.636				
146	C ATKINSON	4	149	B GEBAUERS	21	N/A	I HALL	17.650				
146	K JEFFRIES	4	150	C ROBINSON	20	N/A	L ZHOU	17.750				

ADULT STATISTICS 1992-2023 - AFTER DHORC 674

Sheet 4 of 5 (Note: Highlighted Names are Current 2023 Members, CS = Best Consecutive Results)

MEETINGS (Junior & Adult)			RACES (Junior & Adult)			DRIVER RANKING			FINALS WON			
ATTENDED			COMPLETED			RANKING			WON			
Pos	ADULT	No	Pos	ADULT	No	Pos	ADULT	SCORE	Pos	ADULT	No	CS
150	W PARKIN	4	150	S HENDRY	20	N/A	C ROBINSON	18.000				
150	St BOWMAN	4	152	W PARKIN	17	N/A	N MAFFIN	18.103				
153	H VD HEUVEL	3	152	L BOWLES (347)	17	N/A	D HART	18.208				
153	J JOHNSON	3	154	J JOHNSON	16	N/A	T HAGUES	18.236				
153	S ALLDREAD	3	154	J MELLOR (497)	16	N/A	C BRADFORD	18.279				
153	L COPLEY	3	156	S ALLDREAD	15	N/A	D BUCKLEY	18.333				
153	S SIDDOONS	3	156	S BENNETT	15	N/A	J ASHCROFT	18.375				
153	D LLOYD	3	158	H VD HEUVEL	14	N/A	B FAHRNER	18.750				
153	S BENNETT	3	158	P ZIMMERMANN	14	N/A	Ch HOLLAND	18.792				
160	D ROYTHORNE	2	158	L HENDERSON	14	N/A	C BLURTON	18.800				
160	J ASHCROFT	2	161	D ROYTHORNE	11	N/A	B GEBAUERS	18.875				
160	A CARTER	2	162	J ASHCROFT	10	N/A	S HENDRY	19.188				
160	B FAHRNER	2	162	A CARTER	10	N/A	D ROYTHORNE	19.375				
160	L ZHOU	2	162	B FAHRNER	10	N/A	M JUBB	19.408				
160	B COOK	2	162	B COOK	10	N/A	S BENNETT	19.417				
160	J FLETCHER	2	162	J FLETCHER	10	N/A	J JOHNSON	19.500				
167	S WHITE	1	167	L ZHOU	9	N/A	A HARTLEY	19.750				
167	P DUNNE	1	168	C SLATER	7	N/A	W PARKIN	19.813				
167	A HARTLEY	1	169	T MAKUNI	6	N/A	T MAKUNI	20.000				
167	C SLATER	1	169	A WOODHOUSE	6	N/A	P DUNNE	20.750				
167	P ZIMMERMANN	1	171	S WHITE	5	N/A	P MELLOR	20.882				
167	L HENDERSON	1	171	R HEATON	5	N/A	A CARTER	21.625				
167	G HADDON (26)	1	171	A HARTLEY	5	N/A	L ELMORE	21.786				
167	T MAKUNI	1	171	G HADDON (143)	5	N/A	P PURKIS	22.667				
167	R HEATON	1	175	P DUNNE	4	N/A	H VD HEUVEL	22.917				

ADULT STATISTICS 1992-2023, AFTER DHORC 674

Sheet 5 of 5 (Note: Highlighted Names are Current 2023 Members, CS = Best Consecutive Results)

POLES			IQR's			WINS			FASTEST LAPS			BEST RACE LAPS			CHAMPIONSHIPS	
Pos	ADULT	No CS	Pos	ADULT	No CS	Pos	ADULT	No CS	Pos	ADULT	No CS	Pos	ADULT	No CS	YEAR	ADULT
1	L PATEMAN	128 (7)	1	L PATEMAN	501 (19)	1	L PATEMAN	121 (4)	1	L PATEMAN	285 (14)	1	L PATEMAN	189 (6)	1992	N SISMEY
2	M CHADWICK	101 (9)	2	N SISMEY	400 (5)	2	S GOODLIP	88 (5)	2	S GOODLIP	57 (5)	2	N SISMEY	91 (5)	1993	J TAGUE
3	S GOODLIP	90 (7)	3	S GOODLIP	339 (5)	3	N SISMEY	86 (4)	2	A SMITH	57 (6)	3	S GOODLIP	71 (3)	1994	J TAGUE
4	N SISMEY	88 (3)	4	M CHADWICK	304 (10)	4	M CHADWICK	83 (7)	4	N SISMEY	51 (4)	4	M CHADWICK	66 (3)	1995	J TAGUE (3)
5	A SMITH	55 (4)	5	J SISMEY	210 (8)	5	J SISMEY	59 (3)	5	J TAGUE	48 (5)	5	A SMITH	60 (3)	1996	M CHADWICK
6	J SISMEY	50 (4)	6	W LANDER	183 (16)	6	A SMITH	48 (3)	6	J SISMEY	38 (4)	6	J SISMEY	39 (3)	1997	M CHADWICK
7	W LANDER	42 (11)	7	A SMITH	157 (4)	7	W LANDER	41 (9)	7	W LANDER	28 (5)	7	W LANDER	37 (11)	1998	N SISMEY
8	J TAGUE	26 (4)	8	J TAGUE	126 (5)	8	J TAGUE	28 (4)	8	M CHADWICK	22 (2)	8	J TAGUE	28 (3)	1999	N SISMEY
9	P REES	19 (2)	9	P REES	104 (3)	9	P REES	29 (2)	9	A McPEAKE	13 (2)	9	P REES	23 (2)	2000	M CHADWICK
10	A McPEAKE	16	10	A McPEAKE	101 (4)	10	A McPEAKE	16 (2)	10	P REES	12 (3)	10	A McPEAKE	13	2001	M CHADWICK
11	J LYMER	14	11	J NEALE	45 (6)	11	J LYMER	13 (2)	11	J NEALE	8 (2)	11	L SMITH	10 (2)	2002	S GOODLIP
12	J NEALE	9 (3)	12	L SMITH	37 (3)	12	J NEALE	9 (2)	12	L SMITH	7	12	D GARBETT	7	2003	L PATEMAN
13	L SMITH	6	13	J LYMER	36 (3)	13	S ANAND	5	13	C ROYTHORNE	6	13	J NEALE	6	2004	L PATEMAN
14	T BALDOCK	5 (2)	14	D GARBETT	30 (3)	13	M ALLSOPP	5	14	D GARBETT	5	13	M ALLSOPP	6	2005	M CHADWICK (5)
14	D GARBETT	5	15	S ANAND	25 (2)	13	T BALDOCK	5	15	T BALDOCK	4	15	J LYMER	5	2006	W LANDER
16	S ANAND	3	16	M ALLSOPP	21 (2)	16	C ROYTHORNE	4	15	T CHADWICK	4	16	T CHADWICK	4	2007	W LANDER
16	S REVITT	3 (2)	17	T BALDOCK	19 (8)	16	L SMITH	4 (2)	15	A BULLOCK	4	16	T BALDOCK	4 (2)	2008	W LANDER (3)
16	P LEVERS	3	18	G PEACH	17 (3)	16	D GARBETT	4	15	C BOWLES	4 (2)	18	S ANAND	3	2009	J SISMEY
16	J LAMB	3	19	A TURNBULL	15 (2)	19	S LANDER	3	19	D BRENTNALL	3	19	S REVITT	2 (2)	2010	L PATEMAN
20	S LANDER	2	20	C ROYTHORNE	12 (2)	19	G PEACH	3	19	G PEACH	3	19	D BRENTNALL	2	2011	L PATEMAN
20	D McPEAKE	2	20	S LANDER	12 (2)	19	A TURNBULL	3	19	J LYMER	3	19	D McPEAKE	2	2012	L PATEMAN (5)
20	A BULLOCK	2	22	D McPEAKE	11	22	S REVITT	2	19	J LAMB	3	19	R BLAKE	2	2013	J SISMEY
20	C ROYTHORNE	2	23	S REVITT	10 (5)	22	AJ McPEAKE	2	23	S REVITT	2	19	K LYE	2	2014	J SISMEY (3)
20	G PEACH	2 (2)	23	T CHADWICK	10	22	R SEAMAN	2	23	A DAVIES	2 (2)	19	P LEVERS	2	2015	N SISMEY (4)
20	C BOWLES	2	23	A BULLOCK	10 (3)	22	D McPEAKE	2	23	A TURNBULL	2	19	J LAMB	2	2016	S GOODLIP
20	A TURNBULL	2	26	T MEASHAM	9	22	T CHADWICK	2	26	M ROGERS	1	19	C ROYTHORNE	2	2017	S GOODLIP
27	T MEASHAM	1	26	P LEVERS	9	22	J LAMB	2	26	I BRENTNALL	1	19	G PEACH	2	2018	S GOODLIP (4)
27	K LYE	1	26	J LAMB	9 (3)	22	R LITHERLAND	2	26	AJ McPEAKE	1	19	A TURNBULL	2	2019	A SMITH
27	A DAVIES	1	29	N LAMBERT	7	29	K LYE	1	26	D McPEAKE	1	19	C BOWLES	2	2020	N/A
			30	T DINGLEY	6	29	R HILL	1	26	B JOHNSON	1	30	M ROGERS	1	2021	A SMITH
			31	AJ McPEAKE	5 (2)	29	R BLAKE	1	26	S LANDER	1	30	S MINNIS	1	2022	A SMITH (3)
			31	R SEAMAN	5 (3)	29	P LEVERS	1	26	R SEAMAN	1	30	I BRENTNALL	1		
			31	J LEVERS	5	29	J ROYTHORNE	1	26	G WESTON	1	30	S PANK	1		
			34	M ROGERS	4	29	S SMITH	1	26	T MEASHAM	1	30	T DINGLEY	1		
			34	S MINNIS	4				26	J LEVERS	1	30	S LANDER	1		
			34	K LYE	4				26	R BLAKE	1	30	G WESTON	1		
			34	C BOWLES	4				26	S ANAND	1	30	J LEVERS	1		
			38	D BRENTNALL	3				26	P LEVERS	1	30	R HILL	1		
			38	R BLAKE	3				26	J ROYTHORNE	1	30	S SUMNER	1		
			38	R CROSSLAND	3				26	K ALCOCK	1	30	R CROSSLAND	1		
			41	I BRENTNALL	2				26	JJ HUGHES-DOWD	1	30	J ROYTHORNE	1		
			41	R MASTERS	2							30	S SMITH	1		
			41	R LITHERLAND	2											
			44	P FOXLEY	1											
			44	S PANK	1											
			44	G WESTON	1											
			44	A FEARN	1											
			44	K PAYNE	1											
			44	J ROYTHORNE	1											
			44	K ALCOCK	1											
			44	A DAVIES	1											
			44	J CHELL	1											

IQR Means Individual Qualifying Rounds I.E. Yellow, Green, Red and Blue Lane on a Normal Club Night

JUNIOR STATISTICS 1992-2023 - AFTER DHORC 674

Sheet 1 of 4 (Note: Highlighted Names are Current 2023 Members, CS = Best Consecutive Results)

MEETINGS ATTENDED		RACES COMPLETED		DRIVER RANKING		FINALS WON						
Pos	JUNIOR	No	Pos	JUNIOR	No	Pos	JUNIOR	No	CS			
1	A TURNBULL	152	1	R LITHERLAND	917	1	* L SMITH	1.113	1	R LITHERLAND	61	(5)
1	R LITHERLAND	152	2	A TURNBULL	905	2	* A HUGHES	1.175	2	J HENRY	59	(3)
3	T CHADWICK	147	3	L TURNBULL	807	3	* AJ McPEAKE	1.275	3	A HALL	56	
4	L TURNBULL	133	4	T CHADWICK	774	4	* J MELLOR	1.400	3	A TURNBULL	56	(2)
5	F HOLMES	130	5	F HOLMES	769	5	* L BOWLES	1.413	5	T CHADWICK	51	
6	G REYES-ENGLAND	128	6	G REYES-ENGLAND	766	6	* J HENRY	1.438	6	J SISMEY	47	
7	J HENRY	127	7	J HENRY	658	7	* A HALL	1.475	7	L BOWLES	37	
8	J SISMEY	120	8	J SISMEY	654	8	* R LITHERLAND	1.600	8	J MELLOR	36	
9	H SMITH	106	9	Z ROYTHORNE	602	9	* T MEASHAM	1.638	9	H SMITH	35	(2)
10	R REES	103	10	H SMITH	572	10	* A TURNBULL	1.663	10	L SMITH	33	
11	Z ROYTHORNE	100	11	T MEASHAM	550	11	* T CHADWICK	1.825	11	P CONNALLY	32	(2)
12	P CONNALLY	95	12	L BROOKS	539	12	* J SISMEY	1.838	12	M MINNIS	31	(2)
13	C BRENTNALL	94	13	B ROYTHORNE	504	13	* M MINNIS	2.000	12	A HUGHES	31	
14	T MEASHAM	93	14	P CONNALLY	500	14	* J PATEMAN	2.025	14	AJ McPEAKE	30	(2)
15	B ROYTHORNE	84	15	A HALL	490	15	* P CONNALLY	2.175	14	C BRENTNALL	30	(2)
16	L BROOKS	83	16	C BRENTNALL	486	16	* JJ HUGHES-DOWD	2.275	14	J PATEMAN	30	
17	J MELLOR	82	17	J MELLOR	481	16	* C BRENTNALL	2.275	14	G REYES-ENGLAND	30	
18	A HALL	80	18	R REES	467	18	* C BULLOCK	2.300	18	C BOWLES	28	
19	C BOWLES	78	19	J PATEMAN	428	19	* C BOWLES	2.313	18	L TURNBULL	28	(2)
20	T PANK	74	20	C BOWLES	402	20	* J LAWSON	2.463	20	F HOLMES	26	
21	J LAWSON	72	21	C BULLOCK	391	21	* K ASHWORTH	2.613	21	B ROYTHORNE	25	(2)
22	J PATEMAN	71	22	K LEVERS	381	22	* H SMITH	2.688	21	Z ROYTHORNE	25	(3)
22	L BOWLES	71	23	T PANK	378	23	* N GULL	2.763	23	R REES	24	
24	M MINNIS	68	24	A HUGHES	372	24	* T PANK	2.800	24	J STEVENSON	23	
25	C BULLOCK	66	24	Ca HOLLAND	372	25	* Z ROYTHORNE	3.038	24	T MEASHAM	23	(3)
25	K LEVERS	66	26	J MARTINEZ	369	26	* K LEVERS	3.125	26	L BROOKS	21	(2)
27	AJ McPEAKE	65	26	J LAWSON	369	27	* K ALI	3.188	27	T PANK	20	
28	A HUGHES	61	28	L SMITH	352	28	* L TURNBULL	3.238	27	J LAWSON	20	(2)
28	Ca HOLLAND	61	28	M LITHERLAND	352	29	* B ROYTHORNE	3.250	29	K LEVERS	15	
30	J MARTINEZ	59	30	M MINNIS	343	30	* P WALKER	3.325	30	D BARKER	14	
31	L SMITH	55	31	L BOWLES	330	31	* J THOMPSON	3.400	30	M LITHERLAND	14	
32	J STEVENSON	54	32	AJ McPEAKE	326	32	* J LISTER	3.700	32	J MARTINEZ	13	
33	M LITHERLAND	53	33	B BROOKS	325	33	* T GREEN	3.725	33	C DAVENPORT	12	
34	D BARKER	51	34	D PAUL	308	34	* P MARTIN	3.763	33	K ALI	12	
34	B BROOKS	51	35	L CHADWICK	277	34	* R COOK	3.763	33	D PAUL	12	(2)
36	D PAUL	49	36	J STEVENSON	276	36	* C DAVENPORT	3.775	36	M McNULTY	10	
37	S SCHULE	47	37	D BARKER	266	37	* S SLATER	3.813	36	P MARTIN	10	
37	L CHADWICK	47	38	P MARTIN	263	38	* K SCHOFIELD	3.888	36	S BOWMAN	10	
39	P WALKER	46	39	S BOWMAN	244	39	* K COOK	4.050	39	G HADDON	9	
40	P MARTIN	45	40	P WALKER	236	40	* F HOLMES	4.250	39	T GREEN	9	
41	J LISTER	41	41	S SCHULE	234	41	* G HADDON	4.500	39	N GULL	9	
41	S BOWMAN	41	41	J LISTER	234	42	* E HENRY	4.650	39	M BRADLEY	9	
43	J HAGUES	38	43	J HAGUES	221	43	* G REYES-ENGLAND	4.738	39	J THOMPSON	9	
44	K ALI	30	44	R COOK	197	44	* A OXSPRING	4.750	44	K SCHOFIELD	8	
45	M McNULTY	29	45	M BRADLEY	194	45	* R REES	4.800	44	L CHADWICK	8	
45	J BULLOCK	29	46	D JACKSON	190	46	* M BRADLEY	4.900	44	C BULLOCK	8	
45	R COOK	29	47	I BRADLEY	189	47	* D BARKER	5.038	44	B BROOKS	8	(2)
45	A OXSPRING	29	48	K ALI	185	48	* J STEVENSON	5.125	44	Ca HOLLAND	8	
45	I BRADLEY	29	48	E JACKSON	185	49	* R HUGHES	5.275	44	H TAYLOR	8	
45	M BRADLEY	29	50	N BRADFORD	172	50	* J ELMORE	5.600	50	R LEY	7	

(Driver Ranking = Average Position in Qualifying, Final Position, Fastest Lap & Race Laps Over Last 20 club nights)

JUNIOR STATISTICS 1992-2023 - AFTER DHORC 674

Sheet 2 of 4 (Note: Highlighted Names are Current 2023 Members. CS = Best Consecutive Results)

MEETINGS ATTENDED		RACES COMPLETED		DRIVER RANKING		FINALS WON					
Pos	JUNIOR	No	Pos	JUNIOR	No	Pos	JUNIOR	No	CS		
45	D JACKSON	29	51	A BRADFORD	169	50	* J MARTINEZ	5.600	50	A CHATTLE	7
52	C DAVENPORT	28	52	M SEO	163	52	* M SEO	5.675	50	A BRADFORD	7
52	E HENRY	28	52	K COOK	163	53	* A CHATTLE	5.863	53	S SLATER	6 (2)
52	E JACKSON	28	52	A OXSPRING	163	54	* L CHADWICK	6.025	53	P WALKER	6 (2)
55	K SCHOFIELD	27	52	S ROYTHORNE	163	55	* J WATSON	6.063	53	G CONNALLY	6
56	N GULL	26	56	N GULL	156	56	* M LITHERLAND	6.250	53	E HENRY	6
56	N BRADFORD	26	57	M McNULTY	154	57	* M McNULTY	6.288	53	R COOK	6
58	G HADDON	25	57	J PERRY	154	58	* J BULLOCK	6.300	53	E JACKSON	6
58	A BRADFORD	25	59	R HUGHES	151	59	* B BROOKS	6.488	53	D JACKSON	6 (2)
58	S ROYTHORNE	25	60	J BULLOCK	150	60	* D PAUL	6.550	53	T JAMES	6 (2)
61	K COOK	24	61	C DAVENPORT	149	61	* D JACKSON	7.088	53	J HAGUES	6 (2)
61	J PERRY	24	62	K SCHOFIELD	144	62	* H TAYLOR	7.513	53	JJ HUGHES-DOWD	6
61	J THOMPSON	24	63	E HENRY	143	63	* S SCHULE	7.825	63	L HAWLEY	5
61	JJ HUGHES-DOWD	24	64	G HADDON	138	64	* S BOWMAN	8.050	63	J BULLOCK	5
65	A CHATTLE	23	65	A CHATTLE	136	65	* E STOTT-ZAFIROPOULOS	8.063	63	A HARTLEY	5 (2)
65	L STOTT-ZAFIROPOULOS	23	66	L STOTT-ZAFIROPOULOS	135	66	* S MAFFIN	8.275	63	B CARRINGTON	5
65	J ELMORE	23	67	H TAYLOR	134	67	* L BROOKS	8.475	63	K ASHWORTH	5
68	J WATSON	22	68	K ASHWORTH	132	68	* S MARTINEZ	8.600	63	M WARREN	5
68	R MAFFIN	22	68	J ELMORE	132	69	* T SHARP	8.663	63	K COOK	5
68	T GREEN	22	70	T JAMES	131	70	* L STOTT-ZAFIROPOULOS	8.900	63	N BRADFORD	5
68	R HUGHES	22	71	E STOTT-ZAFIROPOULOS	130	71	* Ca HOLLAND	8.913	63	I PAUL	5 (2)
68	E STOTT-ZAFIROPOULOS	22	72	B RILEY	124	72	* R MAFFIN	8.988	72	A REES	4
73	K ASHWORTH	21	73	T GREEN	119	73	* N BRADFORD	9.550	72	J WATSON	4
73	H TAYLOR	21	74	S MARTINEZ	117	74	* I BRADLEY	9.688	72	T SHARP	4
73	S MARTINEZ	21	75	J WATSON	113	75	* J HAGUES	9.800	72	M WATTS	4
76	S SLATER	20	76	R MAFFIN	109	76	* S ROYTHORNE	10.000	72	J LISTER	4
76	T SHARP	20	77	S SLATER	108	77	* A BRADFORD	10.775	72	B JEFFRIES	4
76	S MAFFIN	20	77	B CARRINGTON	108	78	* T JAMES	10.863	72	E STOTT-ZAFIROPOULOS	4
76	T JAMES	20	79	T SHARP	103	79	* E JACKSON	12.500	72	L STOTT-ZAFIROPOULOS	4
80	B RILEY	19	79	J GRATTON	103	80	* J PERRY	13.813	72	J ELMORE	4
80	E DOYLE	19	81	S MAFFIN	99	N/A	L CAPEWELL	2.438	72	S ROYTHORNE	4
80	T STEVENSON	19	82	M WARREN	98	N/A	S GILLARD	2.725	72	E DOYLE	4
83	B CARRINGTON	18	83	F McCANDLESS	96	N/A	M WARREN	2.817	72	J WOODHOUSE	4
84	R LEY	17	84	R LEY	92	N/A	J WOODHOUSE	3.096	84	A PANK	3
84	G CONNALLY	17	84	J THOMPSON	92	N/A	A WATHEY	3.545	84	C CLARK	3
84	J GRATTON	17	86	G CONNALLY	91	N/A	K JACKSON	3.563	84	R HUGHES	3
87	A HARTLEY	15	87	A HARTLEY	83	N/A	T REES	3.667	84	J PERRY	3
87	J MOSEDALE	15	88	JJ HUGHES-DOWD	82	N/A	S TAGUE	3.813	84	J BLURTON	3
87	M WARREN	15	89	A WATHEY	72	N/A	A FEARN	3.850	84	T STEVENSON	3
90	C KAVANAGH	13	89	J MOSEDALE	72	N/A	E DOYLE	3.895	90	C WOODCOCK	2
90	M WATTS	13	89	B JEFFRIES	72	N/A	N ZIMMERMANN	3.969	90	Mat McNULTY	2
90	J WOODHOUSE	13	92	T STEVENSON	70	N/A	R LEY	4.103	90	J MOSEDALE	2
93	J DOBBINS	12	93	M WATTS	69	N/A	C CLARK	4.179	90	D SPENCER	2
93	F McCANDLESS	12	94	I PAUL	68	N/A	D SPENCER	4.375	90	N ZIMMERMANN	2
95	A PANK	11	95	C KAVANAGH	65	N/A	N BLACK	4.375	90	A OXSPRING	2
95	A WATHEY	11	95	E DOYLE	65	N/A	M BUCKLEY	4.417	90	L BLAKE	2
95	N McDONALD	11	97	D JEFFRIES	62	N/A	M WESTON	4.438	90	D JEFFRIES	2 (2)
95	E WOODHOUSE	11	98	A FEARN	61	N/A	T KERR	4.458	90	J GRATTON	2
99	S GILLARD	10	98	I MATTHEWS	61	N/A	L BLAKE	4.500	90	F McCANDLESS	2
99	A FEARN	10	100	J DOBBINS	60	N/A	M YEOMANS	4.563	90	I BRADLEY	2

JUNIOR STATISTICS 1992-2023 - AFTER DHORC 674

Sheet 3 of 4 (Note: Highlighted Names are Current 2023 Members, CS = Best Consecutive Results)

MEETINGS ATTENDED		RACES COMPLETED		DRIVER RANKING			FINALS WON					
Pos	JUNIOR	No	Pos	JUNIOR	No	Pos	JUNIOR	No	CS			
99	I MATTHEWS	10	101	A PANK	58	N/A	T STEVENSON	4.961	90	E PAUL	2	(2)
102	L HAWLEY	9	102	N McDONALD	57	N/A	I MATTHEWS	5.075	90	B RILEY	2	
102	D NEALE	9	103	J BLURTON	56	N/A	J DOBBINS	5.083	90	J McDONALD	2	
102	C WOODCOCK	9	104	Ca BLURTON	55	N/A	N McDONALD	5.114	90	T KERR	2	
102	Mat McNULTY	9	105	E PAUL	54	N/A	A HARTLEY	5.212	105	S GILLARD	1	
102	B JEFFRIES	9	106	N ZIMMERMANN	51	N/A	B REES	5.350	105	C KAVANAGH	1	
102	D JEFFRIES	9	107	S GILLARD	50	N/A	J MOSEDALE	5.462	105	D NEALE	1	
102	I PAUL	9	107	L HAWLEY	50	N/A	E WOODHOUSE	5.614	105	A MILNER	1	
102	E PAUL	9	109	S LIVESEY	49	N/A	M WILLIS	5.750	105	T REES	1	
110	M SEO	8	110	C BARTLETT	48	N/A	B CARRINGTON	5.847	105	R MAFFIN	1	
110	TI REES	8	111	Mat McNULTY	47	N/A	J McDONALD	6.458	105	T ALLDREAD	1	
110	C BARTLETT	8	112	C WOODCOCK	46	N/A	B JEFFRIES	6.472	105	M HART	1	
110	Ca BLURTON	8	112	J WOODHOUSE	46	N/A	L BELL	6.550	105	S MAFFIN	1	
110	J BLURTON	8	114	D NEALE	44	N/A	D GEBAUERS	6.750	105	D GEBAUERS	1	
115	A MILNER	7	115	C CLARK	41	N/A	D NEALE	7.083	105	L BELL	1	
115	A REES	7	116	TI REES	40	N/A	L HAWLEY	7.083	105	M SEO	1	
115	C CLARK	7	117	E WOODHOUSE	39	N/A	D JEFFRIES	7.111	105	A FEARN	1	
115	N ZIMMERMANN	7	118	A REES	38	N/A	Mat McNULTY	7.167	105	I MATTHEWS	1	
115	M BUCKLEY	7	118	J McDONALD	38	N/A	C BARTLETT	7.344	105	M WILLIS	1	
120	M HART	6	120	A MILNER	36	N/A	J GRATTON	7.426	105	B REES	1	
120	S LIVESEY	6	121	B REES	35	N/A	M WATTS	7.519	105	S TAGUE	1	
120	SM BLURTON	6	122	M BUCKLEY	33	N/A	C WOODCOCK	8.056	105	L CAPEWELL	1	
120	J McDONALD	6	123	M HART	31	N/A	R FREEMAN	8.417	105	M BUCKLEY	1	
120	T KERR	6	123	A PARKIN	31	N/A	H MOHAMMED	8.500	105	S LIVESEY	1	
125	L BELL	5	123	SM BLURTON	31	N/A	G CONNALLY	8.588	105	L PARKIN	1	
125	B REES	5	126	L PARKIN	30	N/A	B RILEY	8.697	105	A PARKIN	1	
125	L BLAKE	5	127	K JACKSON	29	N/A	A STOTT	8.750	105	R FREEMAN	1	
125	A PARKIN	5	127	M WESTON	29	N/A	A MILNER	8.786	105	S MARTINEZ	1	
125	L PARKIN	5	127	R FREEMAN	29	N/A	M HART	9.417	105	E DOYLE	1	
130	D SPENCER	4	130	L BELL	26	N/A	Ca BLURTON	9.594				
130	M YEOMANS	4	130	M YEOMANS	26	N/A	J BLURTON	9.781				
130	M WILLIS	4	132	S TAGUE	24	N/A	A PANK	10.114				
130	S TAGUE	4	132	T KERR	24	N/A	T ALLDREAD	10.167				
130	K JACKSON	4	134	D SPENCER	23	N/A	E GIBBS	10.417				
130	L CAPEWELL	4	135	M WILLIS	20	N/A	F McCANDLESS	10.558				
130	M WESTON	4	135	L CAPEWELL	20	N/A	C KAVANAGH	10.692				
137	T REES	3	137	T REES	16	N/A	TI REES	10.719				
137	D ALLDREAD	3	137	T ALLDREAD	16	N/A	D ALLDREAD	10.750				
137	T ALLDREAD	3	137	D GEBAUERS	16	N/A	A REES	10.786				
137	D GEBAUERS	3	140	D ALLDREAD	15	N/A	SM BLURTON	10.833				
137	E GIBBS	3	140	E GIBBS	15	N/A	A PARKIN	11.300				
137	R FREEMAN	3	142	H MOHAMMED	14	N/A	E PAUL	11.806				
143	N BLACK	2	143	L BLAKE	13	N/A	L PARKIN	12.900				
144	H MOHAMMED	1	144	N BLACK	10	N/A	S LIVESEY	13.083				
144	A STOTT	1	145	A STOTT	5	N/A	I PAUL	13.667				

JUNIOR STATISTICS 1992-2023, AFTER DHORC 674

Sheet 4 of 4 (Note: Highlighted Names are Current 2023 Members. CS = Best Consecutive Results)

POLES				IQR's				WINS				FASTEST LAPS				BEST RACE LAPS				CHAMPIONSHIPS	
Pos	JUNIOR	No	CS	Pos	JUNIOR	No	CS	Pos	JUNIOR	No	CS	Pos	JUNIOR	No	CS	Pos	JUNIOR	No	CS	YEAR	JUNIOR
1	R LITHERLAND	61	(6)	1	J SISMEY	215	(14)	1	A HALL	49	(13)	1	J SISMEY	59	(11)	1	R LITHERLAND	63	(7)	1992	S SLATER
2	J SISMEY	56	(11)	2	R LITHERLAND	201	(12)	2	R LITHERLAND	46	(5)	2	R LITHERLAND	58	(7)	2	T CHADWICK	51	(7)	1993	M MINNIS
3	J MELLOR	46	(10)	3	A TURNBULL	194	(16)	3	J SISMEY	45	(6)	3	A HALL	45	(15)	3	A HALL	50	(16)	1994	M MINNIS (2)
4	A TURNBULL	44	(9)	4	J MELLOR	193	(15)	3	A TURNBULL	45	(5)	4	T CHADWICK	43	(8)	4	J SISMEY	45	(11)	1995	AJ McPEAKE
5	A HALL	42	(11)	5	A HALL	177	(22)	5	T CHADWICK	44	(5)	5	A HUGHES	35	(12)	5	AJ McPEAKE	33	(6)	1996	AJ McPEAKE (2)
6	AJ McPEAKE	34	(12)	6	T CHADWICK	165	(13)	6	J MELLOR	35	(3)	6	AJ McPEAKE	33	(7)	5	L SMITH	33	(20)	1997	C BRENTNALL
7	T CHADWICK	33	(4)	7	L SMITH	135	(29)	7	L SMITH	33	(9)	6	L SMITH	33	(18)	5	J MELLOR	33	(6)	1998	T PANK
7	L SMITH	33	(18)	8	M MINNIS	128	(10)	8	M MINNIS	31	(9)	8	M MINNIS	30	(6)	8	A HUGHES	32	(11)	1999	C BOWLES
9	J HENRY	31	(8)	9	AJ McPEAKE	123	(8)	9	AJ McPEAKE	29	(8)	9	J PATEMAN	29	(5)	9	J PATEMAN	31	(6)	2000	J HENRY
10	M MINNIS	30	(8)	10	A HUGHES	112	(24)	10	J HENRY	28	(4)	10	L BOWLES	27	(5)	9	A TURNBULL	31	(4)	2001	J HENRY (2)
11	J PATEMAN	29	(6)	11	J HENRY	110	(12)	10	J PATEMAN	28	(4)	11	A TURNBULL	26	(4)	11	L BOWLES	25	(7)	2002	T CHADWICK
12	A HUGHES	28	(11)	12	J PATEMAN	104	(6)	10	L BOWLES	28	(6)	12	J HENRY	25	(5)	12	M MINNIS	27	(8)	2003	J SISMEY
13	L BOWLES	27	(7)	13	T MEASHAM	93	(11)	13	A HUGHES	22	(6)	12	J MELLOR	25	(6)	13	J HENRY	25	(5)	2004	J SISMEY (2)
14	C BRENTNALL	24	(8)	14	C BRENTNALL	87	(5)	14	C BRENTNALL	18	(3)	14	C BRENTNALL	20	(7)	14	C BRENTNALL	22	(7)	2005	T CHADWICK (2)
15	T MEASHAM	20	(5)	15	L BOWLES	58	(10)	14	T MEASHAM	18	(3)	14	T PANK	20	(5)	15	Z ROYTHORNE	17	(6)	2006	T MEASHAM
16	T PANK	18	(2)	16	C BOWLES	56	(4)	16	C BOWLES	15	(2)	16	H SMITH	18	(4)	16	T PANK	15	(3)	2007	A HUGHES
17	C BOWLES	11	(3)	17	F HOLMES	52	(3)	17	K LEVERS	13	(3)	17	K LEVERS	15	(3)	17	C BOWLES	13	(2)	2008	L SMITH
17	H SMITH	11	(4)	18	T PANK	51	(4)	18	T PANK	12	(2)	18	B ROYTHORNE	14	(4)	17	K LEVERS	13	(3)	2009	L SMITH (2)
19	J LAWSON	10	(4)	19	P CONNALLY	44	(8)	18	H SMITH	12	(3)	18	Z ROYTHORNE	14	(4)	19	P CONNALLY	12	(3)	2010	K LEVERS
20	N GULL	9	(3)	20	K LEVERS	42	(4)	20	F HOLMES	10		20	P CONNALLY	10	(3)	19	T MEASHAM	12	(3)	2011	J MELLOR
21	P CONNALLY	7	(3)	21	Z ROYTHORNE	40	(2)	20	Z ROYTHORNE	10	(2)	20	T MEASHAM	10	(2)	21	N GULL	10	(3)	2012	J MELLOR (2)
21	K ASHWORTH	7	(2)	22	N GULL	29	(4)	20	J LAWSON	10	(3)	22	N GULL	9	(4)	21	H SMITH	10	(4)	2013	J PATEMAN
21	K LEVERS	7	(2)	23	H SMITH	25	(6)	23	P CONNALLY	7		22	J LAWSON	8	(3)	23	J LAWSON	9	(3)	2014	A HALL
21	Z ROYTHORNE	7	(2)	24	B ROYTHORNE	24	(4)	23	N GULL	7		24	C BOWLES	7	(2)	24	K ASHWORTH	5	(2)	2015	A HALL (2)
25	B ROYTHORNE	6		25	R REES	23	(2)	25	J STEVENSON	5	(2)	25	P MARTIN	6		24	B ROYTHORNE	5		2016	R LITHERLAND
26	F HOLMES	5	(2)	25	J LAWSON	23	(4)	25	R REES	5		26	K ASHWORTH	5	(2)	26	M WARREN	4		2017	R LITHERLAND (2)
26	JJ HUGHES-DOWD	5	(2)	27	K ASHWORTH	21	(5)	25	K ALI	5	(3)	26	J LISTER	5		26	J LISTER	4		2018	A TURNBULL
28	G HADDON	3		28	L TURNBULL	18	(2)	25	C BULLOCK	5		26	F HOLMES	5		26	JJ HUGHES-DOWD	4	(2)	2019	A TURNBULL (2)
28	S GILLARD	3	(2)	29	K ALI	16	(5)	25	K ASHWORTH	5	(2)	29	D BARKER	4		29	C DAVENPORT	3		2020	N/A
28	S SLATER	3	(2)	29	J LISTER	16	(2)	30	G HADDON	4	(2)	29	Ca HOLLAND	4	(2)	29	S SLATER	3	(2)	2021	H SMITH
28	C BULLOCK	3		29	JJ HUGHES-DOWD	16	(5)	30	M WARREN	4	(2)	29	JJ HUGHES-DOWD	4		29	D BARKER	3		2022	L BOWLES
28	M WARREN	3		32	C BULLOCK	14	(4)	30	J LISTER	4		32	C DAVENPORT	3		29	J WOODHOUSE	3			
28	J LISTER	3	(2)	33	M WARREN	13	(2)	30	B ROYTHORNE	4		32	M WARREN	3		33	K ALI	2	(2)		
28	L TURNBULL	3		34	S GILLARD	12	(3)	30	JJ HUGHES-DOWD	4		32	M BUCKLEY	3		33	C BULLOCK	2			
35	J STEVENSON	2		35	C DAVENPORT	10		35	S SLATER	3	(2)	33	E WOODHOUSE	3	(2)	33	L BLAKE	2			
35	R REES	2		35	G HADDON	10		35	K SCHOFIELD	3		36	S SLATER	2		33	P MARTIN	2			
35	Ca HOLLAND	2		35	P MARTIN	10	(2)	35	L TURNBULL	3	(2)	36	J STEVENSON	2		33	F HOLMES	2			
35	A CHATTLE	2		38	S SLATER	9	(4)	35	J WOODHOUSE	3		36	R REES	2		33	G REYES-ENGLAND	2			
35	E WOODHOUSE	2		38	R COOK	9	(2)	39	C DAVENPORT	2		36	K ALI	2	(2)	39	S GILLARD	1			
40	C DAVENPORT	1		40	K COOK	8	(3)	39	L BLAKE	2		36	M LITHERLAND	2		39	K SCHOFIELD	1			
40	K ALI	1		41	J STEVENSON	6		39	A CHATTLE	2		41	K SCHOFIELD	1		39	G HADDON	1			
40	K COOK	1		41	Ca HOLLAND	6		39	P MARTIN	2		41	J BULLOCK	1		41	J STEVENSON	1			
40	R COOK	1		43	D BARKER	4		39	G REYES-ENGLAND	2		41	A HARTLEY	1		39	E HENRY	1			
40	L BLAKE	1		43	C CLARK	4	(3)	44	S GILLARD	1		41	C BULLOCK	1		39	J BULLOCK	1			
40	P MARTIN	1		43	R HUGHES	4		44	E HENRY	1		41	K COOK	1		39	C CLARK	1			
40	B JEFFRIES	1		43	B BROOKS	4		44	J BULLOCK	1		41	K JACKSON	1		39	R REES	1			
40	M LITHERLAND	1		47	K SCHOFIELD	3	(2)	44	S TAGUE	1		41	M BRADLEY	1		39	K COOK	1			
40	D PAUL	1		47	M McNILTY	3		44	L CAPEWELL	1		41	J ELMORE	1		39	S TAGUE	1			
40	J WOODHOUSE	1		47	K JACKSON	3		44	M BUCKLEY	1		41	D PAUL	1		39	K JACKSON	1			
				47	A WATHEY	3		44	B JEFFRIES	1		41	S ROYTHORNE	1		39	A WATHEY	1			
				47	A CHATTLE	3		44	M LITHERLAND	1		41	J WOODHOUSE	1		39	Ca HOLLAND	1			
				47	B JEFFRIES	3		44	J THOMPSON	1						39	M BUCKLEY	1			
				47	D PAUL	3	(2)	44	E DOYLE	1						39	A CHATTLE	1			
				54	J WATSON	2										39	M BRADLEY	1			
				54	S SCHULE	2										39	M LITHERLAND	1			
				54	E HENRY	2										39	L TURNBULL	1			
				54	J BULLOCK	2										39	E DOYLE	1			
				54	S TAGUE	2	(2)														
				54	M BRADLEY	2															
				54	M WESTON	2															
				54	M LITHERLAND	2															
				54	E STOTT-ZAFIROPOULOU	2															
				54	L BROOKS	2															
				54	D JACKSON	2															
				54	J THOMPSON	2															
				54	E WOODHOUSE	2															
				67	P WALKER	1															
				67	T SHARP	1															
				67	R LEY	1															
				67	A HARTLEY	1															
				67	J MOSEDALE	1															
				67	D SPENCER	1															
				67	T REES	1															
				67	M YEOMANS	1															
				67	A OXSPRING	1															
				67	L BLAKE	1															
				67	J GRATTON	1															
				67	G REYES-ENGLAND	1															
				67	S ROYTHORNE	1															
				67	J MARTINEZ	1															
				67	E DOYLE	1															
				67	J WOODHOUSE	1															
				67	R HUGHES	1															

IQR Means Individual Qualifying Rounds I.E. Yellow, Green, Red and Blue Lane on a Normal Club Night

Outright Track Record Holders After DHORC 674

Adults

Pos	Name	Qualifying	F1	GC	F1	GC	Total
			Fastest Laps	Fastest Laps	Race Laps	Race Laps	
1	L Pateman	36	46	64	28	51	225
2	S Goodlip	21	34	11	29	17	112
3	A Smith	30	12	26	13	24	105
4	N Sismey	16	8	12	16	16	68
5	J Sismey	15	7	8	14	12	56
6	M Chadwick	12			8	9	29
7	W Lander	9	5	3	6		23
8	P Rees	3	3		11	3	20
9	A McPeake	4	3	5	7		19
10	J Tague	4	3	2	3	5	17
11	J Lymer	4	2	1	2	1	10
12	T Baldock	3	1	1	1	2	8
13	D Garbett	1	1	1	3	1	7
13	A Turnbull	2	2		3		7
15	L Smith	2	1	3			6
16	C Roythorne		2	2		1	5
17	J Neale				2	1	3
17	S Anand	1			1	1	3
17	T Chadwick		1		2		3
17	J Lamb	1		1	1		3
21	M Allsopp				2		2
21	S Lander			1	1		2
21	C Bowles	1	1				2
24	G Peach		1				1
24	D McPeake		1				1
24	J Roythorne				1		1
24	JJ Hughes-Dowd		1				1
24	S Smith				1		1
24	S Pank				1		1
Total		154	123	132	137	138	741

Note: Some Records Can Be Held By More Than One Member - Highlighted Names 2023 Members

Outright Track Record Holders After DHORC 674

Juniors

Pos	Name	Qualifying	F1	GC	F1	GC	Total
			Fastest Laps	Fastest Laps	Race Laps	Race Laps	
1	A Turnbull	31	22	16	34	17	120
2	R Litherland	24	21	26	14	28	113
3	J Sismey	15	15	12	11	17	70
4	A Hall	12	8	6	13	11	50
5	T Chadwick	7	6	10	7	19	49
6	L Bowles	16	4	5	5	11	41
7	AJ McPeake	10	9	4	9	4	36
8	T Measham	6	4	1	13	3	27
8	J Henry	2	9	5	9	2	27
10	J Mellor	10	4	4	2	4	24
11	H Smith	7	5	5	3	2	22
12	M Minnis	6	2	4	2	5	19
13	Z Roythorne	2	2	6		8	18
14	J Pateman	4	4	5	1	3	17
15	B Roythorne	1	1	6		2	10
16	F Holmes	1	3	2	3		9
16	C Brentnall		2	3		4	9
18	J Lawson	1	2	2	3		8
18	A Hughes	2	1	5			8
18	L Smith		4		4		8
21	T Pank		1	3	2		6
21	C Bowles	2	1		1	2	6
23	E Woodhouse	2	1	2			5
24	P Connally		1	3			4
24	R Rees	1	1	1		1	4
24	K Ashworth	1	1	1		1	4
24	L Turnbull	1	1		2		4
24	J Woodhouse	1		1	2		4
29	K Levers		1		1	1	3
29	JJ Hughes-Dowd	2	1				3
31	P Martin		1		1		2
31	N Gull		1		1		2
33	Ca Holland			1			1
33	E Henry		1				1
33	C Clark					1	1
33	K Ali				1		1
33	B Brooks				1		1
33	J Elmore		1				1
33	S Roythorne			1			1
33	A Hartley			1			1
Total		167	141	141	145	146	740

Note: Some Records Can Be Held By More Than One Member - Highlighted Names 2023 Members

DHORC Statistics 2023

Poles		Adult			Junior			Poles	
Records		Name	Total	2023	Name	Total	2023	Records	
All Time		L Pateman	128	6	L Bowles	27	9	All Time	
L Pateman	128	S Goodlip	90	3	H Smith	11		R Litherland	61
Season		N Sismey	86	1	J Lawson	10		Season	
S Goodlip	17	A Smith	55	5	JJ Hughes-Dowd	5	4	L Smith	21
		P Rees	19	1	E Woodhouse	2	2		
		L Smith	6		J Woodhouse	1	1		
		D Garbett	5						
		G Peach	2						
		C Bowles	2						
		A Turnbull	2	1					
Race Wins		Adult			Junior			Race Wins	
Records		Name	Total	2023	Name	Total	2023	Records	
All Time		L Pateman	121	5	L Bowles	28	12	All Time	
L Pateman	121	S Goodlip	88	5	H Smith	12		A Hall	49
Season		N Sismey	86	1	J Lawson	10		Season	
W Lander	16	A Smith	48	4	JJ Hughes-Dowd	4	3	L Smith	20
		P Rees	29	1	J Woodhouse	3	2	A Hall	20
		D Garbett	4		J Thompson	1			
		L Smith	4		E Doyle	1			
		G Peach	3						
		A Turnbull	3						
		R Litherland	2						
		S Smith	1	1					
Fast Laps		Adult			Junior			Fast Laps	
Records		Name	Total	2023	Name	Total	2023	Records	
All Time		L Pateman	285	5	L Bowles	27	11	All Time	
L Pateman	285	S Goodlip	57	3	H Smith	18		J Sismey	59
Season		A Smith	57	5	J Lawson	9		Season	
L Pateman	19	N Sismey	51	1	JJ Hughes-Dowd	3	2	L Smith	21
A Smith	19	P Rees	12		E Woodhouse	3	3		
		L Smith	7		J Woodhouse	1	1		
		D Garbett	5						
		C Bowles	4	1					
		G Peach	3						
		A Turnbull	2						
		JJ Hughes-Dowd	1	1					
Race Laps		Adult			Junior			Race Laps	
Records		Name	Total	2023	Name	Total	2023	Records	
All Time		L Pateman	189	7	L Bowles	29	12	All Time	
L Pateman	189	N Sismey	91	1	H Smith	10		R Litherland	63
Season		S Goodlip	71	5	J Lawson	9		Season	
W Lander	16	A Smith	60	3	JJ Hughes-Dowd	4	3	A Hall	22
		P Rees	23		J Woodhouse	3	2		
		L Smith	10		E Doyle	1			
		D Garbett	7						
		G Peach	2						
		A Turnbull	2						
		C Bowles	2						
		S Smith	1	1					

Distance Covered In DHORC Club Championship 2023							
Pos	Competitor	Class	Laps	Feet	Feet / Race	Miles	Races
1	S Goodlip	A	1,375.8	138,865	2,354	26.3	59
2	A Turnbull	A	1,299.4	132,613	2,248	25.1	59
3	P Rees	A	1,244.5	126,575	2,075	24.0	61
4	N Sismey	A	1,256.3	126,057	2,101	23.9	60
5	L Pateman	A	1,216.5	121,255	2,378	23.0	51
6	A Smith	A	1,200.0	120,946	2,282	22.9	53
7	D Turnbull	A	1,191.7	120,635	2,045	22.8	59
8	L Blacker	A	1,175.7	118,577	1,882	22.5	63
9	C Bowles	A	1,086.8	111,019	2,220	21.0	50
10	G Peach	A	1,056.9	104,849	2,140	19.9	49
11	JJ Hughes-Dowd	J	1,016.7	103,146	1,810	19.5	57
12	L Bowles	J	984.8	99,799	1,957	18.9	51
13	S Gray	A	978.5	98,472	1,824	18.6	54
14	D Hughes-Dowd	A	935.0	94,764	1,579	17.9	60
15	R Litherland	A	740.8	70,929	2,149	13.4	33
16	A Stevenson	A	691.1	68,889	1,862	13.0	37
17	D Latham	A	638.1	67,356	1,684	12.8	40
18	J Woodhouse	J	618.3	64,433	1,611	12.2	40
19	A Woodhouse	A	605.6	62,485	1,644	11.8	38
20	T Stevenson	J	614.6	61,284	1,362	11.6	45
21	J Thompson	A	527.1	51,313	1,655	9.7	31
22	S Smith	A	482.0	50,321	1,735	9.5	29
23	H Smith	J	465.0	48,524	1,673	9.2	29
24	A Thompson	A	464.9	45,722	1,759	8.7	26
25	E Woodhouse	J	414.3	43,105	1,105	8.2	39
26	R Lawson	A	416.5	39,470	1,518	7.5	26
27	JJ Hughes-Dowd	A	356.0	36,653	2,036	6.9	18
28	J Lawson	J	348.3	32,587	1,552	6.2	21
29	H Smith	A	212.9	22,402	2,037	4.2	11
30	L Bowles	A	212.4	22,168	2,015	4.2	11
31	L Smith	A	205.8	22,061	1,576	4.2	14
32	D Garbett	A	199.0	21,106	2,111	4.0	10
33	M Dutson	A	157.1	16,159	1,347	3.1	12
34	E Doyle	J	145.9	15,513	1,724	2.9	9
35	J Lawson	A	130.1	12,004	1,715	2.3	7
Pos	Competitor	Class	24,664.4	2,492,057.1	1,850.4	472.0	1,312

Next Circuit



Cadwell Park



Where Do We Race Next?

What Are The Records?

Who Has Been On The Podium?

Circuit History

Cadwell Park is a motor racing circuit in Lincolnshire, England, 5 mi (8.0 km) south of Louth, owned and operated by MotorSport Vision, a business associated with former racing driver Jonathan Palmer. Sited on former parkland across a steep-sided valley with dips and crests, the circuit features sharp changes in gradient, including one section called The Mountain where bikes can become airborne by up to several feet. Its mix of challenging corners has led to its nickname as the Mini-Nürburgring.

Rounds 3&4		Cadwell Park (UK)			Rounds 17&18	
Previous Results						
Adults			1st	2nd	3rd	
DHORC 1	07-Jul	1992	96'	N Sisme	S Revitt	A Smith
DHORC 2	11-Aug	1992	96'	N Sisme	S Revitt	J Tague
DHORC 3	01-Sep	1992	96'	J Tague	S Revitt	N Sisme
DHORC 4	06-Oct	1992	96'	S Revitt	J Neale	A Smith
DHORC 5	17-Nov	1992	96'	N Sisme	S Revitt	J Neale
DHORC 6	08-Dec	1992	96'	A Smith	N Sisme	J Neale
DHORC 197	07-Jan	2003	94' 9"	M Chadwick	L Pateman	S Goodlip
DHORC 219	06-Jan	2004	94' 9"	L Pateman	M Chadwick	S Goodlip
DHORC 277	05-Sep	2006	98' 7"	L Pateman	W Lander	N Sisme
DHORC 331	27-Jan	2009	98' 7"	J Sisme	M Chadwick	T Chadwick
DHORC 379	25-Jan	2011	98' 7"	M Chadwick	M Allsopp	A McPeake
DHORC 431	29-Jan	2013	98' 7"	L Pateman	S Anand	J Sisme
DHORC 476	23-Sep	2014	96'	G Peach	J Lymer	R Crossland
DHORC 601	16-Jul	2019	96'	P Rees	A Smith	N Sisme
DHORC 661	21-Feb	2023	96'	A Smith	P Rees	N Sisme
DHORC 662	21-Feb	2023	96'	S Goodlip	L Pateman	N Sisme
DHORC 675	08-Aug	2023	96'			
DHORC 676	08-Aug	2023	96'			
Juniors			1st	2nd	3rd	
DHORC 1	07-Jul	1992	96'	S Slater	S Gillard	C Davenport
DHORC 2	11-Aug	1992	96'	S Slater	S Gillard	TI Rees
DHORC 3	01-Sep	1992	96'	S Slater	C Davenport	S Gillard
DHORC 4	06-Oct	1992	96'	M Minnis	S Gillard	S Slater
DHORC 5	17-Nov	1992	96'	S Slater	M Minnis	AJ McPeake
DHORC 6	08-Dec	1992	96'	S Gillard	M Minnis	C Davenport
DHORC 197	07-Jan	2003	94' 9"	J Sisme	T Chadwick	T Measham
DHORC 219	06-Jan	2004	94' 9"	J Sisme	T Chadwick	R Rees
DHORC 277	05-Sep	2006	98' 7"	T Measham	A Hughes	M Yeomans
DHORC 331	27-Jan	2009	98' 7"	L Smith	K Jackson	R Cook
DHORC 379	25-Jan	2011	98' 7"	J Pateman	J Mellor	Ca Holland
DHORC 431	29-Jan	2013	98' 7"	J Lister	J Mellor	J Pateman
DHORC 476	23-Sep	2014	96'	A Hall	R Litherland	A Turnbull
DHORC 601	16-Jul	2019	96'	R Litherland	L Turnbull	L Bowles
DHORC 661	21-Feb	2023	96'	L Bowles	JJ Hughes-Dowd	J Lawson
DHORC 662	21-Feb	2023	96'	L Bowles	JJ Hughes-Dowd	J Lawson
DHORC 675	08-Aug	2023	96'			
DHORC 676	08-Aug	2023	96'			

Circuit Records		Lap Length 96' 0"	
Qualifying			
F1/GC	A Smith	16Jul19	101.0 Laps
F1	P Rees	21Feb23	45.4 Laps
GC	L Pateman	21Feb23	63.1 Laps
Fastest Laps			
F1	L Pateman	21Feb23	6.47 Secs
GC	A Smith	16Jul19	4.97 Secs
Race Laps			
F1	A Smith	21Feb23	24.6 Laps
GC	L Pateman	21Feb23	32.3 Laps
Final Points			
9.0 Points	J Sisme	23Sep14	

CadwellPark

DHORC 675 & 676

Cadwell Park Best Off Chart 1 (Adult)

Qualifying Combined					Final Points			
Pos	Adult	Laps	MPH	Date	Pos	Adult	Pts	Date
1	A Smith	101.0	9.182	16-Jul-19	1	J Sismey	9.0	23-Sep-14
2	J Lymer	96.5	8.773	23-Sep-14	2	L Blacker	6.5	21-Feb-23
3	P Rees	96.0	8.727	23-Sep-14	3	S Goodlip	4.5	21-Feb-23
4	G Peach	95.9	8.718	23-Sep-14	4	G Peach	3.5	16-Jul-19
5	R Crossland	95.8	8.709	23-Sep-14	5	P Levers	3.0	23-Sep-14
6	S Anand	95.4	8.673	23-Sep-14	5	R Crossland	3.0	23-Sep-14
7	N Sismey	95.3	8.664	16-Jul-19	5	D Hughes-Dowd	3.0	21-Feb-23
8	M Allsopp	94.5	8.591	23-Sep-14	8	C Bowles	2.5	16-Jul-19
9	P Levers	93.1	8.464	23-Sep-14	8	A Smith	2.5	21-Feb-23
10	S Goodlip	89.7	8.155	23-Sep-14	8	S Gray	2.5	21-Feb-23
11	D Garbett	88.8	8.073	16-Jul-19	11	P Rees	2.0	16-Jul-19
12	C Bowles	87.9	7.991	16-Jul-19	12	J Lymer	1.5	23-Sep-14
13	D Turnbull	87.5	7.955	16-Jul-19	12	S Anand	1.5	23-Sep-14
14	D Passell	87.4	7.945	23-Sep-14	12	D Passell	1.5	23-Sep-14
15	J Roythorne	87.3	7.936	23-Sep-14	12	J Mellor	1.5	23-Sep-14
16	C Roythorne	85.9	7.809	23-Sep-14	12	J Holmes	1.5	23-Sep-14
17	L Pateman	84.2	7.655	23-Sep-14	12	J Litherland	1.5	23-Sep-14
18	L Smith	82.6	7.509	16-Jul-19	12	L Williamson	1.5	16-Jul-19
19	J Mellor	81.8	7.436	23-Sep-14	12	L Pateman	1.5	21-Feb-23
20	J Holmes	81.3	7.391	23-Sep-14	12	A Turnbull	1.5	21-Feb-23
21	K Alcock	80.2	7.291	23-Sep-14	12	R Litherland	1.5	21-Feb-23
22	D Edwards	79.9	7.264	16-Jul-19	12	L Bowles	1.5	21-Feb-23
23	J Lamb	79.7	7.245	23-Sep-14	12	D Latham	1.5	21-Feb-23
24	L Blacker	77.5	7.045	16-Jul-19	12	R Lawson	1.5	21-Feb-23
25	J Litherland	76.0	6.909	23-Sep-14	12	J Lawson	1.5	21-Feb-23
26	A Thompson	75.3	6.845	23-Sep-14	26	J Roythorne	1.0	23-Sep-14
27	S Gray	72.4	6.582	16-Jul-19	26	K Alcock	1.0	23-Sep-14
28	C Bradford	71.4	6.491	23-Sep-14	26	A Thompson	1.0	23-Sep-14
29	M Martinez	71.1	6.464	16-Jul-19	26	N Sismey	1.0	16-Jul-19
30	R Masters	69.2	6.291	16-Jul-19	26	D Turnbull	1.0	16-Jul-19
31	L Williamson	66.0	6.000	16-Jul-19	26	L Smith	1.0	16-Jul-19
32	J Sismey	65.9	5.991	23-Sep-14	26	JJ Hughes-Dowd	1.0	21-Feb-23
33	A Turnbull	N/A	N/A	N/A	33	M Allsopp	0.5	23-Sep-14
33	D Hughes-Dowd	N/A	N/A	N/A	33	C Roythorne	0.5	23-Sep-14
33	D Latham	N/A	N/A	N/A	33	J Lamb	0.5	23-Sep-14
33	J Lawson	N/A	N/A	N/A	33	D Garbett	0.5	16-Jul-19
33	JJ Hughes-Dowd	N/A	N/A	N/A	33	D Edwards	0.5	16-Jul-19
33	L Bowles	N/A	N/A	N/A	33	R Masters	0.5	16-Jul-19
33	M Dutson	N/A	N/A	N/A	39	M Martinez	0.0	16-Jul-19
33	R Lawson	N/A	N/A	N/A	39	C Bradford	0.0	23-Sep-14
33	R Litherland	N/A	N/A	N/A	39	M Dutson	0.0	21-Feb-23

Cadwell Park Best Off Chart 2 (Junior)

Qualifying Combined					Final Points			
Pos	Junior	Laps	MPH	Date	Pos	Junior	Pts	Date
1	A Hall	87.9	7.991	23-Sep-14	1	L Brooks	5.0	23-Sep-14
2	R Litherland	85.2	7.745	23-Sep-14	2	L Bowles	3.0	16-Jul-19
3	L Turnbull	75.7	6.882	16-Jul-19	3	F Holmes	2.5	23-Sep-14
4	A Turnbull	75.6	6.873	23-Sep-14	3	A Bradford	2.5	23-Sep-14
5	F Holmes	71.3	6.482	23-Sep-14	5	A Hall	2.0	23-Sep-14
6	B Brooks	70.7	6.427	23-Sep-14	5	R Litherland	2.0	16-Jul-19
7	M Litherland	69.8	6.345	23-Sep-14	7	M Litherland	1.5	23-Sep-14
8	G Reyes-England	65.6	5.964	16-Jul-19	7	L Stott-Zafiroopoulos	1.5	23-Sep-14
9	L Bowles	64.8	5.891	16-Jul-19	7	Ca Holland	1.5	23-Sep-14
10	A Bradford	64.3	5.845	23-Sep-14	7	J Perry	1.5	23-Sep-14
11	E Stott-Zafiroopoulos	63.4	5.764	23-Sep-14	7	L Turnbull	1.5	16-Jul-19
12	L Stott-Zafiroopoulos	61.3	5.573	23-Sep-14	7	J Martinez	1.5	16-Jul-19
13	J Martinez	60.5	5.500	16-Jul-19	7	JJ Hughes-Dowd	1.5	21-Feb-23
14	D Jackson	58.0	5.273	23-Sep-14	14	A Turnbull	1.0	23-Sep-14
15	N Bradford	56.9	5.173	23-Sep-14	14	B Brooks	1.0	23-Sep-14
16	S Bowman	55.3	5.027	16-Jul-19	14	N Bradford	1.0	23-Sep-14
17	Ca Holland	55.0	5.000	23-Sep-14	14	E Jackson	1.0	23-Sep-14
18	E Jackson	54.7	4.973	23-Sep-14	14	S Martinez	1.0	16-Jul-19
19	L Brooks	47.3	4.300	23-Sep-14	14	J Lawson	1.0	21-Feb-23
20	J Perry	46.9	4.264	23-Sep-14	20	E Stott-Zafiroopoulos	0.5	23-Sep-14
21	S Martinez	31.7	2.882	16-Jul-19	20	G Reyes-England	0.5	16-Jul-19
22	E Doyle	N/A	N/A	N/A	20	S Bowman	0.5	16-Jul-19
22	J Lawson	N/A	N/A	N/A	20	D Jackson	0.5	23-Sep-14
22	JJ Hughes-Dowd	N/A	N/A	N/A	20	T Stevenson	0.5	21-Feb-23
22	T Stevenson	N/A	N/A	N/A	25	E Doyle	0.0	21-Feb-23



Cadwell Park Best Off Chart 3 - F1 (Adults)

Qualifying					Fastest Laps					Race Laps				
Pos	Adult	Laps	MPH	Date	Pos	Adult	Time	MPH	Date	Pos	Adult	Laps	MPH	Date
1	A Smith	45.4	8.255	21-Feb-23	1	L Pateman	6.47	10.117	21-Feb-23	1	A Smith	24.6	8.945	21-Feb-23
1	P Rees	45.4	8.255	21-Feb-23	2	A Smith	6.64	9.858	16-Jul-19	2	P Rees	24.0	8.727	21-Feb-23
3	N Sismey	44.4	8.073	21-Feb-23	3	J Sismey	6.67	9.813	23-Sep-14	3	N Sismey	23.9	8.691	23-Sep-14
4	A Turnbull	43.2	7.855	21-Feb-23	4	S Goodlip	6.71	9.755	23-Sep-14	3	S Goodlip	23.9	8.691	21-Feb-23
5	G Peach	42.2	7.673	21-Feb-23	5	A Turnbull	6.78	9.654	21-Feb-23	5	A Turnbull	23.3	8.473	21-Feb-23
6	S Goodlip	41.3	7.509	21-Feb-23	6	M Allsopp	6.88	9.514	23-Sep-14	6	S Anand	23.1	8.400	23-Sep-14
6	L Pateman	41.3	7.509	21-Feb-23	7	D Garbett	6.92	9.459	16-Jul-19	6	P Levers	23.1	8.400	23-Sep-14
8	R Litherland	38.3	6.964	21-Feb-23	8	S Anand	6.99	9.364	23-Sep-14	8	R Crossland	22.8	8.291	23-Sep-14
9	D Turnbull	37.6	6.836	21-Feb-23	9	N Sismey	7.02	9.324	23-Sep-14	9	L Pateman	22.6	8.218	21-Feb-23
10	L Bowles	34.5	6.273	21-Feb-23	10	P Rees	7.09	9.232	23-Sep-14	10	C Bowles	22.4	8.145	16-Jul-19
11	S Gray	33.8	6.145	21-Feb-23	11	P Levers	7.13	9.180	23-Sep-14	11	G Peach	22.3	8.109	23-Sep-14
12	D Latham	33.7	6.127	21-Feb-23	12	D Edwards	7.14	9.167	16-Jul-19	12	J Lymer	22.1	8.036	23-Sep-14
13	L Blacker	32.0	5.818	21-Feb-23	13	R Crossland	7.15	9.154	23-Sep-14	13	M Allsopp	21.9	7.964	23-Sep-14
14	JJ Hughes-Dowd	31.4	5.709	21-Feb-23	14	S Gray	7.18	9.116	16-Jul-19	14	J Sismey	21.2	7.709	23-Sep-14
15	M Dutton	30.5	5.545	21-Feb-23	15	C Bowles	7.27	9.003	16-Jul-19	14	L Blacker	21.2	7.709	21-Feb-23
16	R Lawson	29.1	5.291	21-Feb-23	15	L Smith	7.27	9.003	16-Jul-19	16	D Garbett	21.0	7.636	16-Jul-19
17	J Lawson	24.4	4.436	21-Feb-23	17	G Peach	7.31	8.954	16-Jul-19	17	D Turnbull	20.8	7.564	21-Feb-23
18	D Hughes-Dowd	19.0	3.455	21-Feb-23	18	R Litherland	7.36	8.893	21-Feb-23	17	R Litherland	20.8	7.564	21-Feb-23
19	A Thompson	N/A	N/A	N/A	19	K Alcock	7.38	8.869	23-Sep-14	19	D Passell	20.4	7.418	23-Sep-14
19	C Bowles	N/A	N/A	N/A	20	C Roythorne	7.51	8.716	23-Sep-14	20	J Mellor	20.0	7.273	23-Sep-14
19	C Bradford	N/A	N/A	N/A	21	J Holmes	7.53	8.693	23-Sep-14	20	M Martinez	20.0	7.273	16-Jul-19
19	C Roythorne	N/A	N/A	N/A	22	J Litherland	7.66	8.545	23-Sep-14	22	C Roythorne	19.8	7.200	23-Sep-14
19	D Edwards	N/A	N/A	N/A	22	L Bowles	7.66	8.545	21-Feb-23	22	L Smith	19.8	7.200	16-Jul-19
19	D Garbett	N/A	N/A	N/A	24	J Lymer	7.80	8.392	23-Sep-14	24	J Holmes	19.5	7.091	23-Sep-14
19	D Passell	N/A	N/A	N/A	25	J Roythorne	7.81	8.381	23-Sep-14	25	J Roythorne	19.4	7.055	23-Sep-14
19	J Holmes	N/A	N/A	N/A	26	D Turnbull	7.82	8.370	23-Sep-14	25	K Alcock	19.4	7.055	23-Sep-14
19	J Lamb	N/A	N/A	N/A	27	J Mellor	7.83	8.359	23-Sep-14	25	S Gray	19.4	7.055	21-Feb-23
19	J Litherland	N/A	N/A	N/A	28	JJ Hughes-Dowd	7.94	8.244	21-Feb-23	28	D Edwards	19.1	6.945	16-Jul-19
19	J Lymer	N/A	N/A	N/A	29	D Passell	7.99	8.192	23-Sep-14	29	D Latham	18.5	6.727	21-Feb-23
19	J Mellor	N/A	N/A	N/A	30	L Blacker	8.08	8.101	21-Feb-23	30	J Lamb	18.4	6.691	23-Sep-14
19	J Roythorne	N/A	N/A	N/A	31	J Lamb	8.11	8.071	23-Sep-14	31	L Bowles	17.9	6.509	21-Feb-23
19	J Sismey	N/A	N/A	N/A	32	M Martinez	8.13	8.051	16-Jul-19	32	C Bradford	17.6	6.400	23-Sep-14
19	K Alcock	N/A	N/A	N/A	33	C Bradford	8.26	7.924	23-Sep-14	33	A Thompson	17.0	6.182	23-Sep-14
19	L Smith	N/A	N/A	N/A	34	A Thompson	8.33	7.858	23-Sep-14	34	L Williamson	16.8	6.109	16-Jul-19
19	L Williamson	N/A	N/A	N/A	35	M Dutton	8.47	7.728	21-Feb-23	35	J Litherland	16.6	6.036	23-Sep-14
19	M Allsopp	N/A	N/A	N/A	36	L Williamson	8.57	7.638	16-Jul-19	36	M Dutton	16.0	5.818	21-Feb-23
19	M Martinez	N/A	N/A	N/A	37	D Latham	8.60	7.611	21-Feb-23	37	R Lawson	15.9	5.782	21-Feb-23
19	P Levers	N/A	N/A	N/A	38	D Hughes-Dowd	8.61	7.602	21-Feb-23	38	JJ Hughes-Dowd	15.8	5.745	21-Feb-23
19	R Crossland	N/A	N/A	N/A	39	R Lawson	8.93	7.330	21-Feb-23	38	D Hughes-Dowd	15.8	5.745	21-Feb-23
19	R Masters	N/A	N/A	N/A	40	R Masters	9.22	7.099	16-Jul-19	40	R Masters	14.9	5.418	16-Jul-19
19	S Anand	N/A	N/A	N/A	41	J Lawson	9.42	6.948	21-Feb-23	41	J Lawson	12.8	4.655	21-Feb-23

Cadwell Park Best Off Chart 4 - F1 (Juniors)

Qualifying					Fastest Laps					Race Laps				
Pos	Junior	Laps	MPH	Date	Pos	Junior	Time	MPH	Date	Pos	Junior	Laps	MPH	Date
1	L Bowles	34.5	6.273	21-Feb-23	1	R Litherland	7.51	8.716	23-Sep-14	1	A Hall	21.4	7.782	23-Sep-14
2	JJ Hughes-Dowd	31.4	2.855	21-Feb-23	2	L Bowles	7.73	8.468	21-Feb-23	2	R Litherland	20.7	7.527	23-Sep-14
3	T Stevenson	30.7	5.582	21-Feb-23	3	A Hall	7.81	8.381	23-Sep-14	3	L Turnbull	19.7	7.164	16-Jul-19
4	E Doyle	29.5	5.364	21-Feb-23	4	JJ Hughes-Dowd	7.97	8.213	21-Feb-23	3	L Bowles	19.7	7.164	16-Jul-19
5	J Lawson	24.4	4.436	21-Feb-23	5	J Martinez	8.02	8.161	16-Jul-19	5	B Brooks	19.4	7.055	23-Sep-14
6	A Bradford	N/A	N/A	N/A	6	A Turnbull	8.34	7.848	23-Sep-14	6	A Turnbull	19.0	6.909	23-Sep-14
6	A Hall	N/A	N/A	N/A	7	L Stott-Zafropoulos	8.44	7.755	23-Sep-14	7	E Stott-Zafropoulos	18.6	6.764	23-Sep-14
6	A Turnbull	N/A	N/A	N/A	8	M Litherland	8.48	7.719	23-Sep-14	8	JJ Hughes-Dowd	17.9	6.509	21-Feb-23
6	B Brooks	N/A	N/A	N/A	9	L Turnbull	8.49	7.710	16-Jul-19	9	M Litherland	17.8	6.473	23-Sep-14
6	Ca Holland	N/A	N/A	N/A	10	B Brooks	8.62	7.593	23-Sep-14	10	A Bradford	17.2	6.255	23-Sep-14
6	D Jackson	N/A	N/A	N/A	11	A Bradford	8.94	7.322	23-Sep-14	11	E Doyle	17.1	6.218	21-Feb-23
6	E Jackson	N/A	N/A	N/A	12	E Stott-Zafropoulos	8.96	7.305	23-Sep-14	12	F Holmes	17.0	6.182	23-Sep-14
6	E Stott-Zafropoulos	N/A	N/A	N/A	13	J Lawson	9.01	7.265	21-Feb-23	13	L Stott-Zafropoulos	16.8	6.109	23-Sep-14
6	F Holmes	N/A	N/A	N/A	14	F Holmes	9.02	7.257	23-Sep-14	14	D Jackson	16.6	6.036	23-Sep-14
6	G Reyes-England	N/A	N/A	N/A	15	E Doyle	9.13	7.169	21-Feb-23	15	T Stevenson	15.9	5.782	21-Feb-23
6	J Martinez	N/A	N/A	N/A	16	N Bradford	9.22	7.099	23-Sep-14	16	Ca Holland	15.5	5.636	23-Sep-14
6	J Perry	N/A	N/A	N/A	17	D Jackson	9.28	7.053	23-Sep-14	17	J Lawson	15.4	5.600	21-Feb-23
6	L Brooks	N/A	N/A	N/A	18	T Stevenson	9.29	7.046	21-Feb-23	18	N Bradford	15.1	5.491	23-Sep-14
6	L Stott-Zafropoulos	N/A	N/A	N/A	19	G Reyes-England	9.58	6.832	16-Jul-19	19	E Jackson	14.7	5.345	23-Sep-14
6	L Turnbull	N/A	N/A	N/A	20	S Bowman	9.62	6.804	16-Jul-19	20	J Martinez	14.4	5.236	16-Jul-19
6	M Litherland	N/A	N/A	N/A	21	E Jackson	9.63	6.797	23-Sep-14	21	G Reyes-England	13.8	5.018	16-Jul-19
6	N Bradford	N/A	N/A	N/A	22	Ca Holland	9.78	6.693	23-Sep-14	22	S Bowman	13.3	4.836	16-Jul-19
6	R Litherland	N/A	N/A	N/A	23	J Perry	11.83	5.533	23-Sep-14	23	J Perry	11.7	4.255	23-Sep-14
6	S Bowman	N/A	N/A	N/A	24	L Brooks	11.85	5.524	23-Sep-14	24	L Brooks	10.0	3.636	23-Sep-14
6	S Martinez	N/A	N/A	N/A	25	S Martinez	17.28	3.788	16-Jul-19	25	S Martinez	6.9	2.509	16-Jul-19

Cadwell Park Best Off Chart 5 - GC (Adults)

Qualifying					Fastest Laps					Race Laps				
Pos	Adult	Laps	MPH	Date	Pos	Adult	Time	MPH	Date	Pos	Adult	Laps	MPH	Date
1	L Pateman	63.1	11.473	21-Feb-23	1	A Smith	4.97	13.170	16-Jul-19	1	L Pateman	32.3	11.745	21-Feb-23
2	S Goodlip (M)	55.5	10.091	21-Feb-23	2	L Pateman	5.01	13.065	21-Feb-23	2	A Smith	30.4	11.055	21-Feb-23
3	N Sismey (M)	53.0	9.636	21-Feb-23	3	S Goodlip	5.34	12.257	21-Feb-23	2	S Goodlip	30.4	11.055	21-Feb-23
4	R Litherland	51.2	9.309	21-Feb-23	4	R Litherland	5.36	12.212	21-Feb-23	4	J Sismey	29.9	10.873	23-Sep-14
5	A Smith (M)	50.3	9.145	21-Feb-23	5	J Sismey	5.44	12.032	23-Sep-14	5	G Peach	29.4	10.691	23-Sep-14
6	P Rees (M)	47.5	8.636	21-Feb-23	6	G Peach	5.52	11.858	23-Sep-14	6	J Lymer	28.7	10.436	23-Sep-14
7	G Peach (M)	45.6	8.291	21-Feb-23	7	R Crossland	5.67	11.544	23-Sep-14	7	P Levers	28.1	10.218	23-Sep-14
8	L Bowles	43.0	7.818	21-Feb-23	7	P Levers	5.67	11.544	23-Sep-14	8	R Litherland	28.0	10.182	21-Feb-23
9	D Turnbull	42.5	7.727	21-Feb-23	9	P Rees	5.79	11.305	23-Sep-14	9	R Crossland	27.0	9.818	23-Sep-14
10	A Turnbull	42.2	7.673	21-Feb-23	10	M Allsopp	5.82	11.246	23-Sep-14	10	S Anand	26.9	9.782	23-Sep-14
11	JJ Hughes-Dowd	40.9	7.436	21-Feb-23	10	N Sismey	5.82	11.246	21-Feb-23	10	N Sismey	26.9	9.782	21-Feb-23
12	J Lawson	40.2	7.309	21-Feb-23	12	C Bowles	5.88	11.132	16-Jul-19	12	P Rees	26.5	9.636	23-Sep-14
13	S Gray (M)	39.9	7.255	21-Feb-23	13	J Lymer	5.89	11.113	23-Sep-14	13	M Allsopp	25.8	9.382	23-Sep-14
14	R Lawson	38.5	7.000	21-Feb-23	14	C Roythorne	5.90	11.094	23-Sep-14	13	J Roythorne	25.8	9.382	23-Sep-14
15	M Dutson	36.2	6.582	21-Feb-23	15	A Turnbull	5.91	11.075	21-Feb-23	13	D Garbett	25.8	9.382	16-Jul-19
16	D Latham	35.2	6.400	21-Feb-23	16	L Smith	5.99	10.927	16-Jul-19	13	L Blacker	25.8	9.382	21-Feb-23
17	D Hughes-Dowd	28.5	5.182	21-Feb-23	17	J Roythorne	6.00	10.909	23-Sep-14	17	J Holmes	25.7	9.345	23-Sep-14
18	L Blacker	27.1	2.464	21-Feb-23	17	J Holmes	6.00	10.909	23-Sep-14	18	D Passell	25.6	9.309	23-Sep-14
19	A Thompson	N/A	N/A	N/A	19	J Litherland	6.04	10.837	23-Sep-14	19	R Lawson	25.0	9.091	21-Feb-23
19	C Bowles	N/A	N/A	N/A	20	D Garbett	6.06	10.801	16-Jul-19	20	C Bowles	24.8	9.018	16-Jul-19
19	C Bradford	N/A	N/A	N/A	21	L Bowles	6.09	10.748	21-Feb-23	20	A Turnbull	24.8	9.018	21-Feb-23
19	C Roythorne	N/A	N/A	N/A	22	L Blacker	6.15	10.643	21-Feb-23	22	C Roythorne	24.5	8.909	23-Sep-14
19	D Edwards	N/A	N/A	N/A	22	JJ Hughes-Dowd	6.15	10.643	21-Feb-23	23	D Turnbull	24.1	8.764	23-Sep-14
19	D Garbett	N/A	N/A	N/A	24	J Mellor	6.23	10.506	23-Sep-14	24	J Litherland	24.0	8.727	23-Sep-14
19	D Passell	N/A	N/A	N/A	25	S Anand	6.27	10.439	23-Sep-14	25	J Mellor	23.8	8.655	23-Sep-14
19	J Holmes	N/A	N/A	N/A	25	D Turnbull	6.27	10.439	23-Sep-14	25	J Lamb	23.8	8.655	23-Sep-14
19	J Lamb	N/A	N/A	N/A	27	D Passell	6.28	10.423	23-Sep-14	25	L Bowles	23.8	8.655	21-Feb-23
19	J Litherland	N/A	N/A	N/A	28	K Alcock	6.39	10.243	23-Sep-14	28	L Smith	23.7	8.618	16-Jul-19
19	J Lymer	N/A	N/A	N/A	29	R Lawson	6.44	10.164	21-Feb-23	29	D Edwards	23.4	8.509	16-Jul-19
19	J Mellor	N/A	N/A	N/A	30	D Edwards	6.53	10.024	16-Jul-19	30	A Thompson	23.1	8.400	23-Sep-14
19	J Roythorne	N/A	N/A	N/A	31	A Thompson	6.57	9.963	23-Sep-14	31	K Alcock	22.0	8.000	23-Sep-14
19	J Sismey	N/A	N/A	N/A	31	J Lawson	6.57	9.963	21-Feb-23	32	S Gray	21.9	7.964	21-Feb-23
19	K Alcock	N/A	N/A	N/A	33	J Lamb	6.68	9.799	23-Sep-14	33	JJ Hughes-Dowd	21.1	7.673	21-Feb-23
19	L Smith	N/A	N/A	N/A	34	R Masters	6.69	9.784	16-Jul-19	34	J Lawson	20.4	7.418	21-Feb-23
19	L Williamson	N/A	N/A	N/A	35	S Gray	7.19	9.104	21-Feb-23	35	R Masters	20.3	7.382	16-Jul-19
19	M Allsopp	N/A	N/A	N/A	36	D Hughes-Dowd	7.49	8.739	21-Feb-23	36	M Dutson	19.8	7.200	21-Feb-23
19	M Martinez	N/A	N/A	N/A	37	D Latham	7.52	8.704	21-Feb-23	37	C Bradford	19.3	7.018	23-Sep-14
19	P Levers	N/A	N/A	N/A	38	L Williamson	7.97	8.213	16-Jul-19	38	D Latham	19.1	6.945	21-Feb-23
19	R Crossland	N/A	N/A	N/A	39	M Martinez	8.22	7.963	16-Jul-19	39	L Williamson	18.9	6.873	16-Jul-19
19	R Masters	N/A	N/A	N/A	40	C Bradford	8.35	7.839	23-Sep-14	40	M Martinez	18.0	6.545	16-Jul-19
19	S Anand	N/A	N/A	N/A	41	M Dutson	8.72	7.506	21-Feb-23	41	D Hughes-Dowd	16.9	6.145	21-Feb-23

Cadwell Park Best Off Chart 6 - GC (Juniors)

Qualifying					Fastest Laps					Race Laps				
Pos	Junior	Laps	MPH	Date	Pos	Junior	Time	MPH	Date	Pos	Junior	Laps	MPH	Date
1	L Bowles	43.0	7.818	21-Feb-23	1	L Bowles	6.09	10.748	21-Feb-23	1	L Bowles	24.9	9.055	21-Feb-23
2	JJ Hughes-Dowd	40.9	3.718	21-Feb-23	2	A Hall	6.39	10.243	23-Sep-14	2	A Hall	23.8	8.655	23-Sep-14
3	J Lawson	40.2	3.655	21-Feb-23	3	JJ Hughes-Dowd	6.42	10.195	21-Feb-23	2	R Litherland	23.8	8.655	16-Jul-19
4	E Doyle	32.7	2.973	21-Feb-23	4	R Litherland	6.49	10.085	23-Sep-14	4	JJ Hughes-Dowd	22.7	8.255	21-Feb-23
5	T Stevenson	31.7	2.882	21-Feb-23	5	J Lawson	6.71	9.755	21-Feb-23	5	F Holmes	22.6	8.218	23-Sep-14
6	A Bradford	N/A	N/A	N/A	6	M Litherland	7.02	9.324	23-Sep-14	6	M Litherland	21.4	7.782	23-Sep-14
6	A Hall	N/A	N/A	N/A	7	J Martinez	7.10	9.219	16-Jul-19	7	A Turnbull	21.3	7.745	23-Sep-14
6	A Turnbull	N/A	N/A	N/A	8	L Turnbull	7.21	9.078	16-Jul-19	8	J Lawson	20.4	7.418	21-Feb-23
6	B Brooks	N/A	N/A	N/A	9	A Turnbull	7.22	9.066	23-Sep-14	9	B Brooks	20.1	7.309	23-Sep-14
6	Ca Holland	N/A	N/A	N/A	10	F Holmes	7.37	8.881	23-Sep-14	9	L Turnbull	20.1	7.309	16-Jul-19
6	D Jackson	N/A	N/A	N/A	11	G Reyes-England	7.42	8.821	16-Jul-19	11	G Reyes-England	19.8	7.200	16-Jul-19
6	E Jackson	N/A	N/A	N/A	12	B Brooks	7.85	8.338	23-Sep-14	12	J Martinez	19.1	6.945	16-Jul-19
6	E Stott-Zafiroopoulos	N/A	N/A	N/A	12	E Doyle	7.85	8.338	21-Feb-23	13	A Bradford	18.6	6.764	23-Sep-14
6	F Holmes	N/A	N/A	N/A	14	L Brooks	7.97	8.213	23-Sep-14	14	E Doyle	18.2	6.618	21-Feb-23
6	G Reyes-England	N/A	N/A	N/A	15	T Stevenson	8.04	8.141	21-Feb-23	15	L Brooks	17.4	6.327	23-Sep-14
6	J Martinez	N/A	N/A	N/A	16	L Stott-Zafiroopoulos	8.07	8.111	23-Sep-14	16	N Bradford	16.9	6.145	23-Sep-14
6	J Perry	N/A	N/A	N/A	17	A Bradford	8.15	8.031	23-Sep-14	17	T Stevenson	16.8	6.109	21-Feb-23
6	L Brooks	N/A	N/A	N/A	18	N Bradford	8.33	7.858	23-Sep-14	18	L Stott-Zafiroopoulos	16.4	5.964	23-Sep-14
6	L Stott-Zafiroopoulos	N/A	N/A	N/A	19	S Bowman	8.64	7.576	16-Jul-19	19	S Bowman	16.1	5.855	16-Jul-19
6	L Turnbull	N/A	N/A	N/A	19	S Martinez	8.64	7.576	16-Jul-19	20	D Jackson	15.3	5.564	23-Sep-14
6	M Litherland	N/A	N/A	N/A	21	E Stott-Zafiroopoulos	8.80	7.438	23-Sep-14	20	Ca Holland	15.3	5.564	23-Sep-14
6	N Bradford	N/A	N/A	N/A	22	D Jackson	8.91	7.346	23-Sep-14	22	E Stott-Zafiroopoulos	15.0	5.455	23-Sep-14
6	R Litherland	N/A	N/A	N/A	23	Ca Holland	9.82	6.665	23-Sep-14	23	E Jackson	14.0	5.091	23-Sep-14
6	S Bowman	N/A	N/A	N/A	24	J Perry	10.20	6.417	23-Sep-14	24	J Perry	13.5	4.909	23-Sep-14
6	S Martinez	N/A	N/A	N/A	25	E Jackson	10.41	6.288	23-Sep-14	25	S Martinez	10.5	3.818	16-Jul-19



LEXAN BODY CATALOGUE

Legends

SWB = 38mm (1.5")
between axle centres

LWB = 41mm (1.6")
between axle centres



AC Cobra
Convertible
LWB



Acura NSX
GT3 2017
LWB
30mm Clip



Alfa Romeo 155
Touring Car
LWB
29mm Clip



Alfa Romeo
BTCC
LWB
30mm Clip



Alfa Romeo
TZ3 Corsa
SWB
29mm Clip



Aston Martin
Vantage GT3
LWB



Audi
R8LMS GT3
LWB



Audi S3
BTCC
LWB
27mm Clip



Austin
Mini Cooper
SWB
28mm Clip



Bentley
Continental GT3
LWB
30mm Clip















BMW
320i Turbo Grp5
SWB
27mm Clip



BMW 1 Series
BTCC
LWB
29mm Clip








































BMW
M1
SWB
30mm Clip
















			
BMW M3 GT2 LWB 27mm Clip	BMW Z4 GT3 LWB	BMW Z8 Convertible LWB 30mm Clip	Bugatti EB110 SWB 32mm Clip
			
Bugatti Veyron LWB 31mm Clip			
			
Chevrolet Nastruck LWB 30mm Clip	Chevron B19 SWB or LWB 29mm Clip	Corvette C5r GT SWB 30mm Clip	Corvette C7r GT 2017 LWB 31mm Clip
			
Corvette C8r GT3 LWB	Corvette Daytona Prototype SWB 30mm Clip	Corvette 1969 Stingray SWB 30mm Clip	
			
Datsun 240Z SWB 27mm Clip	Datsun Fairlady 2000 LWB 26mm Clip	Dodge Challenger LWB 31mm Clip	

			
Ferrari 250 gt Berlinetta Lusso SWB 30mm Clip	Ferrari 250 GTO LWB 29mm Clip	Ferrari 308 GTb LWB 28mm Clip	Ferrari 365 GTb Daytona SWB 28mm Clip
			
Ferrari 488 Gte LWB 29mm Clip	Ferrari 512 LM SWB or LWB 29mm Clip	Ferrari 575 GTc LWB 30mm Clip	Ferrari 612 Can-Am SWB 32mm Clip
			
Ferrari F40 SWB 32mm Clip	Ferrari Testarossa SWB 32mm Clip	Ford Capri SWB 30mm Clip	Ford Escort SWB 29mm Clip
			
Ford Custom Van LWB 30mm Clip	Ford Focus RS BTCC LWB 29mm Clip	Ford 2006 GT LWB 29mm Clip	Ford 2016 GT LWB Body Pins Only
			
Ford GT40 SWB 29mm Clip	Ford 2005 Mustang LWB 27mm Clip		

			
Honda Civic BTCC LWB 28mm Clip	Honda Integra LWB 28mm Clip	Honda S2000 SWB 26mm Clip	
			
Jaguar D Type LWB 30mm Clip	Jaguar XJ 220 LWB 32mm Clip	Jaguar XJR 5 (Grp 44) SWB 32mm Clip	Jaguar XJR 9 (Grp C) SWB or LWB 33mm Clip
			
Jaguar XKR GT3 LWB 30mm Clip			Koenigsegg CCX LWB 30mm Clip
			
Lamborghini Contach SWB 29mm Clip	Lamborghini Huracan GT3 LWB 32mm Clip	Lamborghini Miura Concept LWB 30mm Clip	Lamborghini Miura Jota SWB 28mm Clip
			
Lancia LC2 SWB 31mm Clip	Lotus Elise LWB 27mm Clip	Lotus Espirit LWB	Lotus Europa LWB 31mm Clip

			
Matchbox Hi-Tailer LWB 33mm Clip	Mazda 787b (Grp C) LWB 30mm Clip	Mazda RX7 SWB 27mm Clip	McLaren F1 GTr LWB
			
McLaren MP4 12C GT3 LWB 28mm Clip	Mercedes Gullwing 300SL SWB	Mercedes 300SLR LWB	Mercedes CLK GTB LWB 30mm Clip
			
Mercedes DTM Car LWB 30mm Clip	MG 6GT BTCC LWB 28mm Clip	Mini Mini Cooper LWB 27mm Clip	Morris Minor LWB 27mm Clip
			
Mustang 1967 GT 500 SWB 30mm Clip	Mustang Mach 1 SWB 30mm Clip		
			
Nascar SWB 32mm Clip	Nissan 300ZX SWB 31mm Clip	Nissan March 86G Gtp SWB or LWB 30mm Clip	Nissan R390 GT LWB 32mm Clip

			
Nissan 1989 R89C LWB 32mm Clip	Nissan 1977 Skyline GT-R LWB 27mm Clip	Nissan R32 Skyline SWB 30mm Clip	Nissan Grp C SWB 32mm Clip
			
Pagani Huayra LWB 29mm Clip	Pagini Zonda C12 LWB 30mm Clip	Panoz 1999 LMP-1 LWB 32mm Clip	Peugeot 905 Grp C SWB or LWB 31mm Clip
			
Pontiac 1977 Firebird LWB 30mm Clip	Porsche 908 SWB 29mm Clip	Porsche 910 LWB 32mm Clip	Porsche 911 GT3 SWB 27mm Clip
			
Porsche 911 Turbo RSR GT3 LWB 28mm Clip	Porsche 917 SWB or LWB 31mm Clip	Porsche 934 Turbo RSR SWB 26mm Clip	Porsche 935 Turbo SWB 28mm Clip
			
Porsche 956 Grp C SWB 31mm Clip	Porsche 959 SWB 29mm Clip	Porsche 962 Grp C LWB 32mm Clip	

			
Renault Clio Cup Car LWB 30mm Clip	Renault Clio V6 LWB 29mm Clip	Renault Megane Trophy LWB 30mm Clip	Renault RS01 GT LWB 28mm Clip
			
Saleen S7 LWB	Sauber Mercedes C11 Grp C SWB or LWB 32mm Clip	Shadow MK 11a LWB 31mm Clip	Shelby Cobra Daytona Coupe SWB 31mm Clip
			
Subaru Levorg BTCC LWB 28mm Clip			
			
Toyota 88C-V Grp C SWB or LWB 32mm Clip	Toyota GT-One LWB	Triumph TR7 LWB 28mm Clip	TVR Sagaris LWB
			
Wiesmann GT MF5 SWB or LWB			Zakspeed Grp 5 Capri SWB or LWB 30mm Clip

Where is DHORC?

Derby HO Racing Club 

www.dhorc.co.uk

dhorc



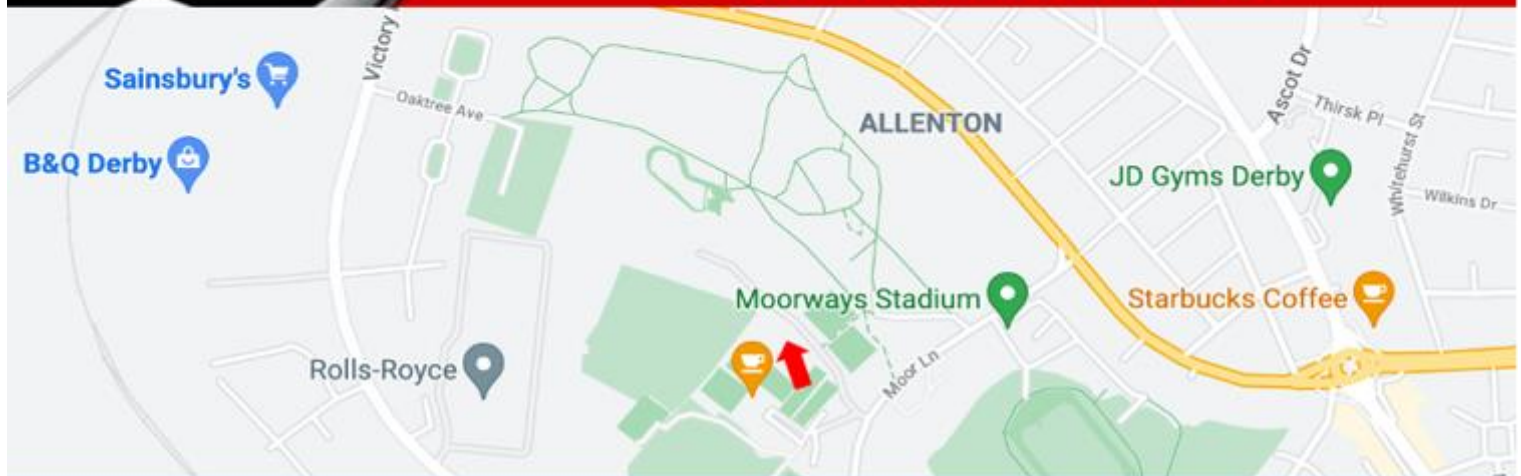
Home of HO Le Mans

TOMY AFX
TYCO

Derby H:O Racing Club
A Record Breaking Club



www.dhorc.co.uk



DHORC's Club Room

DERBY LEISURE
& EVENTS VENUE



Derby Leisure Ltd Table Tennis Room

Derby Leisure Ltd,
Moor Lane, Allenton
Derby, DE24 9HY

Derby HO Racing Club 

www.dhorc.co.uk

dhorc

Home of HO Le Mans
Carrera
DIGITAL

Nick Sismey
sismey80@hotmail.co.uk
07984 339192