

Visit dhorc.co.uk or Find us on **facebook**

Derby HO Racing Club 
www.dhorc.co.uk

dhorc

Home of HO Le Mans

TOMY AFX
TYCO

Club Night

6 7 6

Round 18

Cadwell Park GC

08Aug23



ADULTS

- 01 A SMITH
- 02 S GOODLIP
- 03 R LITHERLAND

JUNIORS

- 01 L BOWLES
- 02 JJ HUGHES-DOWD
- 03 H SMITH

This Week: Top three Adults on 5 wins a piece – Lewis takes 13th win

History and Key Facts

HO Club founded on 7 July 1992

- DHORC: Derby HO Racing Club ("HO" Is The Scale = 1/64th)
- Section of Derby Leisure Limited, open to all!
- Home of world famous international Le Mans 24 Hour race.
- Smaller scale version of Scalextric, once set up works all night!
- Four and Eight lane circuits
- Computerised timing
- Statistics for every meeting and every member since July 1992
- Over 20 race meetings each year
- 50+ circuit designs, up to 567 feet in length
- Eight-lane routed DHORCingham oval
- Two car categories – Tyco open wheel (F1)
– Tomy SGP, BSRT, VSR enclosed wheel (GC)



Carrera Digital Club 1st race 18 January 2022

- 1/32nd Carrera Digital GT Cars
- 13 Evenings a year, minimum 3x15-minute races per driver per evening.
- 6 circuits, 2 evenings per circuit + Le Mans
- Full computerised timing and stats through SmartRace App



The Club Nights and Magazine Coverage

HO

- Racing starts between 18:45 and 19:00 hours – Finished by 21:30 hours
- Minimum of four 3-minute qualifying races & up to two Finals (F1 & GC) for each member
- Championship points for all members
- Magazine produced for every single meeting and covering every track statistic

Carrera Digital

- Racing starts between 18:00 and 18:15 hours – Finished by 21:30 hours
- Magazine produced after each evening
- Championship points for all members

- Rules & regulations booklet covering all the DHORC rules produced each year
- Great family atmosphere, a help-all culture

Membership Fees, Car Costs and Prizes

- Adult £30 and junior (under 16) £15 for HO & Carrera, £40/£20 combined
- Only £50 Total expenditure for two cars HO Cars, £65 one Carrera
- All cars and spares can be bought at club
- Adult, Masters (over 56), Junior (16 & under) HO championships





Editorial 676



Eight Club Nights in 3-weeks! That has to be a record, I don't remember us ever doing that many before in such a short period of time, even when we ran more Evenings in a year. Double Finals have certainly helped as we had those at both Interlagos and Cadwell Park, with four Club Nights at DHORCingham! With Carrera Digital squeezing in four Club Nights in-between these it meant we actually had 12 Club Nights in three weeks – incredible!

Coming out of the HO Club Nights we now have all three Adult Championship contenders sitting on five race wins a piece. Who will make the most of the maximum 10 Club Nights that remain?

Congrats to **Angus Smith** for taking his fifth Adult win in the Cadwell Park GC race, as well as his eighth Masters win. , **Lewis Bowles** combine those numbers in taking his 13th Junior win of the year – congrats Lewis.

After those busy three weeks we now go into our five week summer break (except for the two Corporate events at Donington Park). Hope you all have a great summer, see you on the other side on 12Sep23 at Monaco.

Nick Sismey



Front Cover: Adult GC 'A' Final, Reuben Litherland and the three Championship contenders, Angus Smith, Simon Goodlip and Lee Pateman

Derby HO Racing Club		Committee...2023		Derby HO Racing Club	
dhorc				dhorc	
Home of HO Le Mans				Home of HO Le Mans	
Chairman / Treasurer	Nick Sismey	M 07984 339 192		sismey80@hotmail.co.uk	
Vice Chairman	Phil Rees	M 07912 378 652		dhorcman.p.r@ntlworld.com	
Secretary	Laura Edwards	M 07501 217 254		laurabubbles07@hotmail.co.uk	
Spares	Geoff Peach	M 07443 585 902		geoff@geoffpeach.com	
Race Control	Liam Smith	M 07477 698 158		liam-smith-93@hotmail.co.uk	
Race Control	Darryn Mutch	M 07954 741 677		darrynmutch@live.co.uk	
Scrutineer	Dean Garbett	M 07964 854 084		garbettd@sky.com	
Carrera Digital Scrutineer	Angus Smith	M 07591 813 431		angus@angussmith500.plus.com	
Carrera Digital	John Lamb	M 07758 917 497		john.lamb22@ntlworld.com	
Carrera Digital	Steve White	M 07859 999 480		wslotcarsteve@gmail.com	

ROLLS-ROYCE SLOT CAR MAGAZINE IS PUBLISHED AND COPYRIGHT 2023 BY DHORC, AND NO PORTION MAY BE REPRODUCED OR TRANSMITTED WITHOUT WRITTEN PERMISSION, AND MAY CONTAIN ARTICLES AND GRAPHICS REPRINTED WITH THE PERMISSION OF THE ORIGINAL COPYRIGHT HOLDER, WHO RETAINS ALL RIGHTS,

Contents.....676

Page	Details
003	Editorial
004	Contents
005	News & Views Including..... 1. Acknowledgements 2. Three way battle for Adult Championship
006	2023 Calendar
007	2023 Winners & Continuous Club Night Attendance Records
008	DHORC Official Clothing
009	Slot Cars & Spares
010	Razorlite Lexans HO
011	Race Report — Cadwell Park GC — 08 August 2023 - Round 18 of 28 Including..... Page 20 - Race Results Page 26 - Best Results Page 36 - Championship Tables
045	Members' Statistics
059	Next Circuit - Monaco — 12 September 2023 - Rounds 19 & 20 of 28
064	Razorlite Lexans HO Catalogue



SLOT CARS DIRECT
UK's HO 1/64th Slot Car Specialist
We specialize in Tomy AFX, Viper Scale Racing
and Bulldog Racing Products.

AFX
RACING



Viper Scale Racing

News & Views.....676

1. Acknowledgements for DHORC 676

Phil Rees	Parc Ferme & Everything Else	Lee Pateman	Marshalling & PA
John Lamb	Tables	Simon Goodlip	Marshalling & PA
Angus Smith	Setting Up, Marshalling & PA	Chris Bowles	Marshalling
Lewis Blacker	Race Control, Marshalling & PA	Jenson Woodhouse	Marshalling
Adam Turnbull	Race Control, Marshalling & PA	Andrew Woodhouse	Marshalling
Denis Latham	Marshalling & Packing Away	Ellis Woodhouse	Marshalling
JJ Hughes-Dowd	Marshalling & Packing Away	Lewis Bowles	Marshalling
Steve Smith	Marshalling & Packing Away	Harry Smith	Marshalling & PA
Reuben Litherland	Marshalling & Packing Away		

2. Three way battle for Adult Championship

After **Angus Smith** took his fifth win of the year on Tuesday night he joined **Lee Pateman** and **Simon Goodlip** on the same number of victories. Simon leads the Championship by 80 points from Lee, who has two Club Night races to catch up, and Angus by 82 points, who has one Club Night to catch up as both have missed evenings.

There are still a maximum of 10 (minimum 5) Club Nights to go and 500 points to share out. It really looks like it could go down to the wire on 28Nov23 at this rate with one of the closest Championships for several years. Lee is looking for his sixth Championship (last 2012), Simon his fifth (2018) and Angus his fourth (2022) straight Championship.



Derby HO Racing Club		Calendar 2023			Derby HO Racing Club		
Day	Date	Location	Round	Round	Track		
Tuesday	10-Jan	Table Tennis Room	1 (F1)		Miami (NEW)		
Thu-Sun	12-15-Jan	NEC	Corporate		Autosport International Racing Car Show		
Tuesday	31-Jan	Table Tennis Room	2 (GC)		Interlagos		
Saturday	04-Feb	Lockington Village Hall	Corporate		Charity Event		
Tuesday	21-Feb	Table Tennis Room	3 (F1)	4 (GC)	Cadwell Park		
Tuesday	14-Mar	Table Tennis Room	5 (F1)		Monaco		
Tuesday	04-Apr	Table Tennis Room	6 (GC)		Long Beach		
Sat/Sun	29/30Apr	Donington Park	Corporate		Donington Historic Festival		
Tuesday	02-May	Table Tennis Room	7 (F1)	8 (GC)	Zandvoort		
Wednesday	03-May	Table Tennis Room	Corporate		ALTEN		
Tuesday	23-May	Table Tennis Room	9 (F1)		Nashville		
Sat/Sun	27/28May	Donington Park	Corporate		British GT		
Tuesday	06-Jun	Table Tennis Room	Cancelled		Donington Park		
Tuesday	27-Jun	Table Tennis Room	10 (GC)		Miami		
Tuesday	18-Jul	Table Tennis Room	11 (F1)	12 (GC)	Interlagos		
Tuesday	25-Jul	Table Tennis Room	13 (F1)	14 (GC)	DHORC Ingham Oval (NEW)		
Tuesday	08-Aug	Table Tennis Room	17 (F1)	18 (GC)	Cadwell Park		
Sat/Sun	12/13Aug	Donington Park	Corporate		Convoy in the Park		
Sunday	20-Aug	Donington Park	Corporate		Tunerfest		
Sat/Sun	26/27Aug	Donington Park	Corporate		BTCC (Provisional)		
Tuesday	12-Sep	Table Tennis Room	19 (F1)	20 (GC)	Monaco		
Tuesday	03-Oct	Table Tennis Room	21 (F1)	22 (GC)	Long Beach		
Tuesday	17-Oct	Table Tennis Room	23 (F1)	24 (GC)	Zandvoort		
Sat/Sun	21/22Oct	Donington Park	Corporate		British GT		
Tuesday	14-Nov	Table Tennis Room	25 (F1)	26 (GC)	Nashville		
Tuesday	21-Nov	Table Tennis Room			AGM		
Tuesday	28-Nov	Table Tennis Room	27 (F1)	28 (GC)	Donington Park		
Derby HO Racing Club		Carrera DIGITAL		Derby HO Racing Club		Carrera DIGITAL	
Day	Date	Location	Rounds*	Track			
Tuesday	03-Jan	Table Tennis Room	Test Night	Imola			
Tuesday	17-Jan	Table Tennis Room	1 2 3	Imola (New)			
Tuesday	07-Feb	Table Tennis Room	4 5 6	Imola			
Tuesday	14-Feb	Table Tennis Room	Test Night	Paul Ricard			
Saturday	18-Feb	Table Tennis Room	DISCA/DHORC	Sebring 3 Hours - Oxigen/Carrera GT4			
Tuesday	07-Mar	Table Tennis Room	7 8 9	Paul Ricard (New)			
Tuesday	28-Mar	Table Tennis Room	10 11 12	Paul Ricard			
Tuesday	18-Apr	Table Tennis Room	Test Night	Road Atlanta			
Tuesday	09-May	Table Tennis Room	13 14 15	Road Atlanta (New)			
Tuesday	13-Jun	Table Tennis Room	16 17 18	Road Atlanta			
Tuesday	20-Jun	Table Tennis Room	Test Night	Brands Hatch			
Tuesday	04-Jul	Table Tennis Room	19 20 21	Brands Hatch (New)			
Tuesday	01-Aug	Table Tennis Room	22 23 24/25	Brands Hatch			
Tuesday	05-Sep	Table Tennis Room	Test Night	Sakhir Outer Circuit			
Tuesday	19-Sep	Table Tennis Room	26 27 28	Sakhir			
Tuesday	10-Oct	Table Tennis Room	29 30 31/32	Sakhir			
Tuesday	31-Oct	Table Tennis Room	Test Night	Monza			
Tuesday	07-Nov	Table Tennis Room	33 34 35	Daytona Sports Car Course			
Friday	17-Nov	Table Tennis Room	Test Night 36	Le Mans			
Saturday	18-Nov	Table Tennis Room	37 38 39 40 41	Le Mans (New)			
Saturday	25-Nov	Table Tennis Room	DISCA/DHORC	Fuji 6 Hours - Oxigen/Carrera WEC			
Tuesday	12-Dec	Table Tennis Room	42 43 44	Daytona Sports Car Course			

Key: 20 or less HO racers then double finals, 21 and above then single finals
 * Could be more than three Digital Rounds on a night, depending on attendance.
 Note: 75% of HO Rounds count towards DHORC Championship which equals 21
 Note: 75% of Digital Rounds count towards Carrera Championship which equals 32

Winners 2023

GC Qualifies on **Yellow & Red**, F1 on **Green & Blue** Lanes from Round 10

Day	Date	Rnd	Track	Final	Adults	Masters	Juniors	Wooden
Tue	10-Jan	1	Miami	F1	L Pateman	A Smith	L Bowles	A Stevenson
Tue	31-Jan	2	Interlagos	GC	A Smith	A Smith	L Bowles	A Woodhouse
Tue	21-Feb	3	Cadwell Park	F1	A Smith	A Smith	L Bowles	M Dutton
Tue	21-Feb	4	Cadwell Park	GC	S Goodlip	S Goodlip	L Bowles	M Dutton (2)
Tue	14-Mar	5	Monaco	F1	S Goodlip	S Goodlip	JJ Hughes-Dowd	A Stevenson (2)
Tue	04-Apr	6	Long Beach	GC	S Goodlip	S Goodlip	L Bowles	A Thompson
Tue	02-May	7	Zandvoort	F1	P Rees	P Rees	JJ Hughes-Dowd	A Thompson
Tue	02-May	8	Zandvoort	GC	L Pateman	S Goodlip	L Bowles	A Thompson
Tue	23-May	9	Nashville	F1	L Pateman	S Goodlip	JJ Hughes-Dowd	A Woodhouse
Tue	27-Jun	10	Miami	GC	A Smith	A Smith	L Bowles	A Thompson (4)
Tue	18-Jul	11	Interlagos	F1	S Goodlip	S Goodlip	L Bowles	A Woodhouse
Tue	18-Jul	12	Interlagos	GC	A Smith	A Smith	L Bowles	A Woodhouse
Tue	25-Jul	13	DHORCIngham	F1	S Smith	S Goodlip	J Woodhouse	R Lawson
Tue	25-Jul	14	DHORCIngham	GC	S Goodlip (5) L Pateman	S Goodlip (8)	L Bowles	R Lawson
Tue	25-Jul	15	DHORCIngham	F1	N Sismey	N Sismey	L Bowles J Woodhouse (2)	R Lawson
Tue	25-Jul	16	DHORCIngham	GC	L Pateman (5)	A Smith	L Bowles	R Lawson (4)
Tue	08-Aug	17	Cadwell Park	F1	A Turnbull	A Smith	JJ Hughes-Dowd (4)	A Woodhouse
Tue	08-Aug	18	Cadwell Park	GC	A Smith (5)	A Smith (8)	L Bowles (13)	A Woodhouse (6)
Tue	12-Sep	19	Monaco	F1				
Tue	12-Sep	20	Monaco	GC				
Tue	03-Oct	21	Long Beach	F1				
Tue	03-Oct	22	Long Beach	GC				
Tue	17-Oct	23	Zandvoort	F1				
Tue	17-Oct	24	Zandvoort	GC				
Tue	14-Nov	25	Nashville	F1				
Tue	14-Nov	26	Nashville	GC				
Tue	28-Nov	27	Donington Park	F1				
Tue	28-Nov	28	Donington Park	GC				

Race Winners

Derby HO Racing Club
www.dhorc.co.uk
Home of HO Le Mans

Adults

Angus Smith
Adults

Masters

Angus Smith
Masters

Juniors

Lewis Bowles
Juniors

Wooden

Andrew Woodhouse
Wooden

Continuous Club Night Attendance Records

Members below have built up ten or more continuous Club Night attendances, including DHORC 676:-

Nick Sismey	225 Club Nights	Phil Rees	63	Lewis Blacker	48
JJ Hughes-Dowd	26	Adam Turnbull	24	Simon Goodlip	18
Chris Bowles	14	Denis Latham	10	Andrew Woodhouse	10
Ellis Woodhouse	10	Jenson Woodhouse	10		

Record Continuous Club Night Attendance	Nick Sismey	225
Record Continuous Evening Attendance	Nick Sismey	198
Record Continuous Club Night Attendance from 1 st Race	Martin Allsopp	131

Derby HO Racing Club 
www.dhorc.co.uk



Official Clothing

Home of HO Le Mans 



Please contact Nick Sismey



Slot Cars & Spares



Open Wheel (F1)



Chassis	£10.00	Bulkhead	£5.00
Car (+ £7.5 if Painted)	£15.00	Armature	£4.00
Resin Shell (+ £7.5 if Painted)	£6.00	Crown Gear	£2.00
Pickup Shoes (Pair)	£1.00	Rear Tyres (Pair)	£2.00
Pickup Springs	£0.25	Rear Axle	£3.00
Pinion Gear	£1.00	Guide Pins	£1.00
Front Tyres (Pair)	£1.50	Traction Magnets (Pair)	£2.00
Front Axle	£2.00	Brush Tubes (Pair)	£2.00
Brush Springs (Pair)	£1.00		
Brushes (Pair)	£1.00		
Motor Magnets (Pair)	£2.45		



Enclosed Wheel (GC)

#902 G3 or VSR Chassis	£30.00	(1st one £20)	
Wet Weather V-Jet	£31.50		
Painted Lexan Body	£7.50+		
#250B G3 Pickup Shoes (Pair)	£1.00	#925 G3 Endbell	£6.00
Pickup Springs	£0.25	Armature	£4.00
#417 7T Delrin Pinion Gear	£1.00	24T Delrin Crown Gear	£2.00
SGP Black Pinion	£0.30	Spacer washer	£0.25
#950 G3 Front Tyres (Pair)	£1.50	22T VSR Crown Gear	£2.00
Front Axle, Wheels and Tyres	£4.00	Rear Tyres (Pair)	£2.00
Rear Axle and Washer	£5.50	#941 Guide Pins	£1.00
Rear Double Flanged Hubs (Pair)	£3.50	Front Wheels (Pair)	£2.00
		VSR Pro Blank Chassis	£8.50
		Front Axle, Hubs & 'O' Rings	£3.00



Updated 30Sep18



Visit our
Facebook Page
or the back of
this magazine



Clear plastic bodies to suit a variety of HO
chassis. Many not found elsewhere



Race Report



Round 18
Cadwell Park – GC
08 August 2023

Rounds 3&4

Cadwell Park (UK)

Rounds 17&18

Previous Results

				Adults	1st	2nd	3rd
DHRC	1	07-Jul	1992	96'	N Sismey	S Revitt	A Smith
DHRC	2	11-Aug	1992	96'	N Sismey	S Revitt	J Tague
DHRC	3	01-Sep	1992	96'	J Tague	S Revitt	N Sismey
DHRC	4	06-Oct	1992	96'	S Revitt	J Neale	A Smith
DHRC	5	17-Nov	1992	96'	N Sismey	S Revitt	J Neale
DHRC	6	08-Dec	1992	96'	A Smith	N Sismey	J Neale
DHRC	197	07-Jan	2003	94' 9"	M Chadwick	L Pateman	S Goodlip
DHRC	219	06-Jan	2004	94' 9"	L Pateman	M Chadwick	S Goodlip
DHRC	277	05-Sep	2006	98' 7"	L Pateman	W Lander	N Sismey
DHRC	331	27-Jan	2009	98' 7"	J Sismey	M Chadwick	T Chadwick
DHRC	379	25-Jan	2011	98' 7"	M Chadwick	M Allsopp	A McPeake
DHRC	431	29-Jan	2013	98' 7"	L Pateman	S Anand	J Sismey
DHRC	476	23-Sep	2014	96'	G Peach	J Lymer	R Crossland
DHRC	601	16-Jul	2019	96'	P Rees	A Smith	N Sismey
DHRC	661	21-Feb	2023	96'	A Smith	P Rees	N Sismey
DHRC	662	21-Feb	2023	96'	S Goodlip	L Pateman	N Sismey
DHRC	675	08-Aug	2023	96'	A Turnbull	L Pateman	A Smith
DHRC	676	08-Aug	2023	96'	A Smith	S Goodlip	R Litherland
				Juniors	1st	2nd	3rd
DHRC	1	07-Jul	1992	96'	S Slater	S Gillard	C Davenport
DHRC	2	11-Aug	1992	96'	S Slater	S Gillard	TI Rees
DHRC	3	01-Sep	1992	96'	S Slater	C Davenport	S Gillard
DHRC	4	06-Oct	1992	96'	M Minnis	S Gillard	S Slater
DHRC	5	17-Nov	1992	96'	S Slater	M Minnis	AJ McPeake
DHRC	6	08-Dec	1992	96'	S Gillard	M Minnis	C Davenport
DHRC	197	07-Jan	2003	94' 9"	J Sismey	T Chadwick	T Measham
DHRC	219	06-Jan	2004	94' 9"	J Sismey	T Chadwick	R Rees
DHRC	277	05-Sep	2006	98' 7"	T Measham	A Hughes	M Yeomans
DHRC	331	27-Jan	2009	98' 7"	L Smith	K Jackson	R Cook
DHRC	379	25-Jan	2011	98' 7"	J Pateman	J Mellor	Ca Holland
DHRC	431	29-Jan	2013	98' 7"	J Lister	J Mellor	J Pateman
DHRC	476	23-Sep	2014	96'	A Hall	R Litherland	A Turnbull
DHRC	601	16-Jul	2019	96'	R Litherland	L Turnbull	L Bowles
DHRC	661	21-Feb	2023	96'	L Bowles	JJ Hughes-Dowd	J Lawson
DHRC	662	21-Feb	2023	96'	L Bowles	JJ Hughes-Dowd	J Lawson
DHRC	675	08-Aug	2023	96'	JJ Hughes-Dowd	H Smith	L Bowles
DHRC	676	08-Aug	2023	96'	L Bowles	JJ Hughes-Dowd	H Smith

Circuit Records

Lap Length 96' 0"

Qualifying

F1/GC	A Smith	16Jul19
	101.0 Laps	
F1	P Rees	21Feb23
	45.4 Laps	
GC	L Pateman	21Feb23
	63.1 Laps	

Fastest Laps

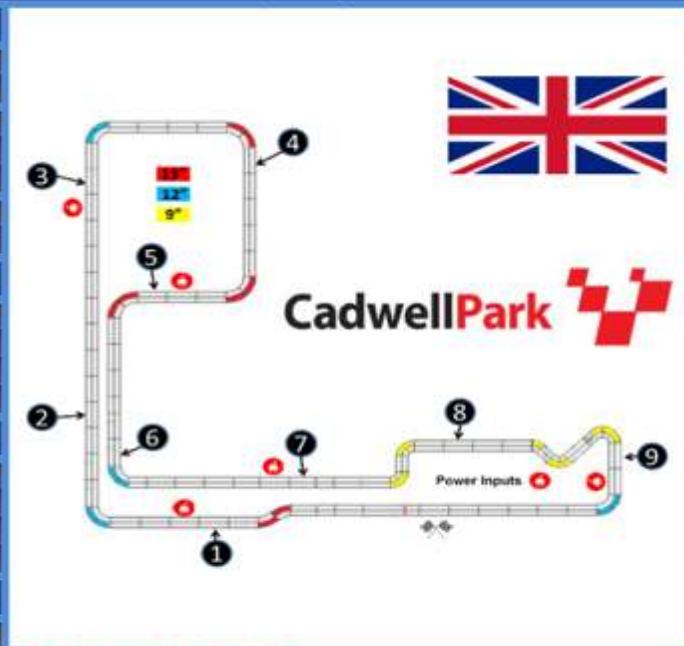
F1	S Goodlip	08Aug23	6.28 Secs
GC	S Goodlip	08Aug23	4.80 Secs

Race Laps

F1	A Smith	21Feb23	24.6 Laps
GC	A Smith	08Aug23	32.5 Laps

Final Points

9.0 Points	J Sismey	23Sep14
------------	----------	---------



DHRC 675 & 676



Angus Smith took his fifth win of the year to match Simon Goodlip and Lee Pateman



Phil Rees took two Final wins to take equal second in the DHORC Challenge

GC Finals ADULT REPORT GC Finals

Angus makes it all square at the top!

'A' Final – **Angus Smith** made it five wins a piece between our three 2023 Championship contenders after his third win at the Cadwell Park circuit. His previous win at the Lincolnshire track was on 21Feb23 and the one before that no less than 30 years, 2 months and 15 days earlier on 08Dec92 – surely a gap record! Angus' 32.5 laps in the Final was most ever race laps seen at Cadwell, beating **Lee Pateman's** 32.3 laps set on 21Feb23.

Simon Goodlip took back to back Poles for the first time since the end of 2018, but couldn't convert this into a win, losing out to Angus by 1.2 laps. On a positive side however he broke Angus fastest lap record reducing it by 0.17 seconds down to 4.80 secs. He also extended his Championship lead from the 70 points after the 4-race Rockingham Oval evening to 80. This was helped by him again taking the five points in Qualifying.

Reuben Litherland simply loves GC racing and that showed yet again with a win in the 'B' and then chasing Simon home to take third. From third on the grid Lee was there or thereabouts but couldn't match the others in the 'A' this time losing out to Reuben by 1.4 laps despite a quicker car. While Simon had extended his Championship lead over Lee, Angus reduced his gap to the latter, down from 12 to 2 points. Interestingly Lee still has two scores still to come and Angus one as they both missed an Evening earlier in the year, Lee a double Finals, Angus a single Final Evening.

Derby HO Racing Club
www.dherc.co.uk
Home of HO Le Mans

Round 18 - ADULTS
Cadwell Park GC - UK
08 August 2023

3rd
Simon Goodlip

1st
Angus Smith

2nd
Reuben Litherland



Reuben Litherland took his best finish of the year with third

'B' Final – **Phil Rees**, having already won two Finals, the 'D' and 'C', was already on the back foot before his third Final began as he knew **Nick Sismey** had the quicker car. However, like so many races in the past, speed doesn't always guarantee a win and it seemed this would be the case this time. Nick was spending too much time off the track to take command of the race, Reuben, with the slightly slower car negotiated the tricky mountain section of Cadwell Park much more smoothly taking two laps out of the field.

Through the second half of the race Nick got his act together, too late to deal with Reuben but he was able to reel in Phil to take fifth, the latter's car ready for a rest after 124.5 laps of racing during the Evening, the most of any. His 5.0 Final points jumped him from fifth to joint second with Simon, **Adam Turnbull** didn't have as much fun as he had in the F1 Adult 'A' Final as car problems, following a crash, left him too far behind to make any impression on the field.

'C' Final – **Lewis Blacker** saw his DHORC Challenge lead increase by 0.5 points during the Evening thanks to being one place better in his F1 Final than Simon. Here he matched Simon with 1.5 points for second behind Final master Phil, 1.2 laps the gap. **Chris Bowles** did better in GC than F1 but still wasn't keen on the circuit with its very fast section followed by its very tight section. He only fell short of matching Lewis by 0.1 laps.

The 'C' had two Lewis' on the grid, **Lewis Bowles**, fresh from his Junior win, would have equalled his namesake's score had he repeated his Junior 'A' Final result, however he fell back 4.7 laps behind dad and 4.8 behind Mr Blacker in tenth.

'D' Final – **JJ Hughes-Dowd** was one of the first to race Phil in a Final, alongside **Harry Smith** and 'E' Final winner (like London buses, once you win one another follows soon after!) **Denis Latham**. Unfortunately none of them was a match for Mr Rees, JJ the closest, five laps back despite almost matching Phil's best lap time. Harry was closer to JJ, 1.7 laps separating the two with Denis' a further 1.4 laps back. Still a good night for Denis to build on!

'E' Final – **Steve Smith** again had to be satisfied with 15th after Denis got another gear out of his car to take the win by 2.1 laps.

'Early E' Final – **Andrew Woodhouse** shared the Junior 'B' with both of his sons this time, Jenson not only winning the Final but beating dad by 1.4 laps. "Oh the shame!" as Andrew took home Wooden Spoon number six!

MASTERS REPORT

Angus matched Simon with 8th win

Angus matched Simon with his 8th Masters win of the year at DHORC 676 to reduce the latter's lead by four points to 77, with Angus still have a race to come, having missed one earlier in the year. Simon was second to Angus here followed by Nick and Phil.





Lewis Bowles 13th Junior win of the year came with three new track records.



Jenson Woodhouse won the Junior 'B' Final and was 0.1 laps away from the podium.

JUNIOR REPORT

Lewis' baker's dozen

'A' Final – **Lewis Bowles** put his F1 defeat earlier in the Evening to the back of his mind as he rolled into Pole position for the 29th time (11th in 2023) after breaking his own Qualifying track record set on 21Feb23 by 3.6 laps, leaving it at 46.6 laps. Once the lights went out he set his targets on beating both of his own race track records set in Feb'23 as well. He succeeded in both, knocking 0.08 seconds off the fastest lap, now just 0.02 seconds off the sub six second barrier. His 25.9 laps over the three minute Final was one lap more than the previous best. This was his 31st best race laps which takes him from 11th to 9th in the all-time charts.

The above resulted in Lewis taking his 13th win of the year, the 29th of his career (12th to 9th in the all-time charts) as he speeds towards his second Championship. **JJ Hughes-Dowd** however knows there are a maximum of 10 more Club Nights or a minimum of five with at least 250 points to fight over. Looking at it that way Lewis' 60 point lead doesn't seem too daunting, even if Lewis has one score to come as he was away for one race. Here JJ was but 2.2 laps behind Lewis in Qualifying, also beating his old record, however he will need to up his game in the Finals as he lost out by 5.1 laps this time. The next few Evenings are going to be very exciting!

Harry Smith again made it to the podium. To go with second place in F1 he took third here another 3.2 laps back while 'B' Final winner **Jenson Woodhouse** just missed out on a podium by 0.1 laps.



'B' Final – **Ellis Woodhouse** struggled with one of our heavy and slower Club Cars as his big brother Jenson disappeared up the road with their Le Mans winning Mazda paint schemed Porsche 917. He still has those three fastest laps and two Poles from DHORCingham to dine out on though!

Tommy Tyco



Junior DHORCingham Oval star Ellis Woodhouse took two fifths at Cadwell Park

Race Results



Who Came Where?

Who Scored What?



Lewis Blacker still leads the DHORC Challenge, by 2.5 points from Phil and Simon



Steve Smith is still a race winner, his two 14th places at Cadwell can never take that away!

DERBY H:O RACING CLUB CHAMPIONSHIP RACE 676																								
Cadwell Park GC - 08 August 2023 - Round 18																								
MASTER POINTS TABLE (NM = NON MEMBER)																								
QUALIFYING					FINAL POSITIONS					FASTEST LAPS					BEST RACE LAPS (3 MINS)					POINTS TOTAL				
POS	ADULT	LAPS	PTS	ADULT	POS	ADULT	PTS	ADULT	TIME	MPH	POS	ADULT	LAPS	ADULT	POS	ADULT	PTS	ADULT	PTS	POS	ADULT	PTS	ADULT	PTS
1	S Goodlip (M)	59.4	45	1	A Smith (M)	45	1	S Goodlip (M)	4.80	13.636	1	A Smith (M)	32.5	1	A Smith (M)	45	1	A Smith (M)	45	1	P Rees (M)	5.0	ADULT	PTS
2	A Smith (M)	57.3	38	2	S Goodlip (M)	38	2	A Smith (M)	5.04	12.987	2	S Goodlip (M)	31.9	2	S Goodlip (M)	43	2	R Litherland	3.0	2	R Litherland	3.0	ADULT	PTS
3	L Pateman	55.7	34	3	R Litherland	34	3	L Pateman	5.26	12.444	3	R Litherland	29.3	3	R Litherland	34	3	D Latham	2.5	3	D Latham	2.5	ADULT	PTS
4	N Sismey (M)	53.3	31	4	L Pateman	31	4	R Litherland	5.37	12.189	4	L Pateman	28.8	4	L Pateman	31	4	A Smith (M)	2.0	4	A Smith (M)	2.0	ADULT	PTS
5	R Litherland	52.1	29	5	N Sismey (M)	29	5	A Turnbull	5.45	12.010	5	N Sismey (M)	27.9	5	N Sismey (M)	29	5	S Goodlip (M)	1.5	5	S Goodlip (M)	1.5	ADULT	PTS
6	A Turnbull	51.7	28	6	P Rees (M)	28	6	N Sismey (M)	5.55	11.794	6	P Rees (M)	27.1	6	P Rees (M)	28	6	N Sismey (M)	1.5	6	N Sismey (M)	1.5	ADULT	PTS
7	C Bowles	48.9	27	7	A Turnbull	27	7	C Bowles	5.81	11.266	7	A Turnbull	27.0	7	A Turnbull	27	7	L Blacker	1.5	7	L Blacker	1.5	ADULT	PTS
8	L Blacker	47.6	26	8	L Blacker	26	8	L Blacker	5.88	11.132	8	L Blacker	25.9	8	L Blacker	26	8	JJ Hughes-Dowd	1.5	8	JJ Hughes-Dowd	1.5	ADULT	PTS
9	L Bowles	46.6	25	9	C Bowles	25	9	P Rees (M)	6.04	10.837	9	C Bowles	25.8	9	C Bowles	25	9	S Smith	1.5	9	S Smith	1.5	ADULT	PTS
10	P Rees (M)	44.9	24	10	L Bowles	24	10	JJ Hughes-Dowd	6.35	10.308	10	L Bowles	25.6	10	L Bowles	24	10	C Bowles	1.0	10	C Bowles	1.0	ADULT	PTS
11	JJ Hughes-Dowd	44.4	23	11	JJ Hughes-Dowd	23	11	L Bowles	6.43	10.180	11	H Smith	24.7	11	JJ Hughes-Dowd	23	11	H Smith	1.0	11	H Smith	1.0	ADULT	PTS
12	H Smith	42.8	22	12	H Smith	22	12	H Smith	6.55	9.993	12	D Latham	23.3	12	D Latham	22	12	L Pateman	0.5	12	L Pateman	0.5	ADULT	PTS
13	S Smith	40.3	21	13	D Latham	21	13	D Latham	6.68	9.799	13	JJ Hughes-Dowd	23.1	13	D Latham	21	13	A Turnbull	0.5	13	A Turnbull	0.5	ADULT	PTS
14	A Woodhouse	38.9	20	14	S Smith	20	14	S Smith	6.94	9.431	14	A Woodhouse	22.6	14	S Smith	20	14	L Bowles	0.5	14	L Bowles	0.5	ADULT	PTS
15	D Latham	35.2	19	15	A Woodhouse	19	15	A Woodhouse	7.04	9.298	15	S Smith	21.5	15	A Woodhouse	19	15	A Woodhouse	0.0	15	A Woodhouse	0.0	ADULT	PTS
QUALIFYING					FINAL POSITIONS					FASTEST LAPS					BEST RACE LAPS (3 MINS)					POINTS TOTAL				
POS	JUNIOR	LAPS	PTS	JUNIOR	POS	JUNIOR	PTS	JUNIOR	TIME	MPH	POS	JUNIOR	LAPS	JUNIOR	POS	JUNIOR	PTS	JUNIOR	PTS	POS	JUNIOR	PTS	JUNIOR	PTS
1	L Bowles	46.6	45	1	L Bowles	45	1	L Bowles	6.01	10.891	1	L Bowles	25.9	1	L Bowles	48	1	L Bowles	2.5	1	J Woodhouse	2.5	JUNIOR	PTS
2	JJ Hughes-Dowd	44.4	38	2	JJ Hughes-Dowd	38	2	JJ Hughes-Dowd	6.35	10.308	2	H Smith	24.7	2	JJ Hughes-Dowd	40	2	L Bowles	2.0	2	L Bowles	2.0	JUNIOR	PTS
3	H Smith	42.8	34	3	H Smith	34	3	H Smith	6.55	9.993	3	JJ Hughes-Dowd	23.1	3	H Smith	34	3	JJ Hughes-Dowd	1.5	3	JJ Hughes-Dowd	1.5	JUNIOR	PTS
4	J Woodhouse	33.0	31	4	J Woodhouse	31	4	J Woodhouse	6.91	9.472	4	J Woodhouse	21.2	4	J Woodhouse	31	4	E Woodhouse	1.5	4	E Woodhouse	1.5	JUNIOR	PTS
5	E Woodhouse	21.9	29	5	E Woodhouse	29	5	E Woodhouse	9.04	7.241	5	E Woodhouse	12.3	5	E Woodhouse	29	5	H Smith	1.0	5	H Smith	1.0	JUNIOR	PTS



The first Qualifying race of 20 was run by Jenson, JJ Hughes-Dowd, Harry Smith and Ellis with Lewis and Denis Latham on marshalling duties.



Yes Lee Pateman marshalling, with Andrew Woodhouse learning the technique!

CL		YELLOW		RED		QUAL		FIN		FINAL 1		FINAL 2		FINAL 3		BEST		TOTAL	
		LAPS	TIME	LAPS	TIME	LAPS	TIME	POS	PTS	LAPS	TIME	LAPS	TIME	LAPS	TIME	LAPS	TIME	LAPS	TIME
A	S Goodlip (M)	27.5	5.53	31.9	4.80	59.4	A2	1.5	31.3	4.84						31.9	4.80	90.7	
A	A Smith (M)	25.6	5.82	31.7	5.04	57.3	A1	2.0	32.5	5.11						32.5	5.04	89.8	
A	L Pateman	26.9	5.72	28.8	5.32	55.7	A4	0.5	27.1	5.26						28.8	5.26	82.8	
A	N Sismey (M)	25.4	5.86	27.9	5.81	53.3	B2	1.5	27.3	5.55						27.9	5.55	80.6	
A	R Litherland	25.0	6.10	27.1	5.37	52.1	A3	3.0	29.3	5.76	28.5	5.63				29.3	5.37	109.9	
A	A Turnbull	24.7	5.74	27.0	5.45	51.7	B4	0.5	16.7	5.84						27.0	5.45	68.4	
A	C Bowles	23.7	6.30	25.2	5.94	48.9	C3	1.0	25.8	5.81						25.8	5.81	74.7	
A	L Blacker	22.9	6.40	24.7	5.88	47.6	C2	1.5	25.9	5.88						25.9	5.88	73.5	
A	L Bowles	21.0	7.13	25.6	6.43	46.6	C4	0.5	21.1	6.49						25.6	6.43	21.1	
A	P Rees (M)	22.5	6.50	22.4	6.51	44.9	B3	5.0	26.8	6.34	27.1	6.22	25.7	6.04		27.1	6.04	124.5	
A	JJ Hughes-Dowd	21.3	6.89	23.1	6.35	44.4	D2	1.5	21.8	6.39						23.1	6.35	21.8	
A	H Smith	18.1	7.57	24.7	6.55	42.8	D3	1.0	20.1	6.96						24.7	6.55	20.1	
A	S Smith	21.5	7.22	18.8	6.94	40.3	E2	1.5	21.2	7.14						21.5	6.94	61.5	
A	A Woodhouse	16.3	7.04	22.6	7.10	38.9	F1		19.8	7.45						22.6	7.04	58.7	
A	D Latham	16.1	7.27	19.1	6.68	35.2	D4	2.5	23.3	6.82	18.7	7.25				23.3	6.68	77.2	
J	L Bowles	21.0	7.13	25.6	6.43	46.6	A1	2.0	25.9	6.01						25.9	6.01	72.5	
J	JJ Hughes-Dowd	21.3	6.89	23.1	6.35	44.4	A2	1.5	20.8	6.42						23.1	6.35	65.2	
J	H Smith	18.1	7.57	24.7	6.55	42.8	A3	1.0	17.5	7.10						24.7	6.55	60.3	
J	J Woodhouse	13.9	7.33	19.1	6.91	33.0	A4	2.5	21.2	7.20	17.4	7.85				21.2	6.91	71.6	
J	E Woodhouse	9.6	9.64	12.3	9.04	21.9	B2	1.5	11.7	10.21						12.3	9.04	33.6	
														TOTAL FEET	130,416.0			TOTAL LAPS	1,358.5



Denis, Chris Bowles and Harry watching proceedings

Everyone's
Best Results
At This Circuit



What are my Best Scores?
Who Have I Beaten?



Junior 'B' Final – Ellis (5th) and winner Jenson. Early 'F' Final – Andrew (15th)

Cadwell Park Best Off Chart 1 (Adult)

Qualifying Combined					Final Points			
Pos	Adult	Laps	MPH	Date	Pos	Adult	Pts	Date
1	A Smith	101.0	9.182	16-Jul-19	1	J Sismey	9.0	23-Sep-14
2	J Lymer	96.5	8.773	23-Sep-14	2	L Blacker	6.5	21-Feb-23
3	P Rees	96.0	8.727	23-Sep-14	3	S Goodlip	4.5	21-Feb-23
4	G Peach	95.9	8.718	23-Sep-14	4	G Peach	3.5	16-Jul-19
5	R Crossland	95.8	8.709	23-Sep-14	4	L Pateman	3.5	08-Aug-23
6	S Anand	95.4	8.673	23-Sep-14	6	P Levers	3.0	23-Sep-14
7	N Sismey	95.3	8.664	16-Jul-19	6	R Crossland	3.0	23-Sep-14
8	M Allsopp	94.5	8.591	23-Sep-14	6	D Hughes-Dowd	3.0	21-Feb-23
9	P Levers	93.1	8.464	23-Sep-14	6	R Litherland	3.0	08-Aug-23
10	S Goodlip	89.7	8.155	23-Sep-14	10	C Bowles	2.5	16-Jul-19
11	D Garbett	88.8	8.073	16-Jul-19	10	A Smith	2.5	21-Feb-23
12	C Bowles	87.9	7.991	16-Jul-19	10	S Gray	2.5	21-Feb-23
13	D Turnbull	87.5	7.955	16-Jul-19	10	D Latham	2.5	08-Aug-23
14	D Passell	87.4	7.945	23-Sep-14	10	H Smith	2.5	08-Aug-23
15	J Roythorne	87.3	7.936	23-Sep-14	15	P Rees	2.0	16-Jul-19
16	C Roythorne	85.9	7.809	23-Sep-14	15	A Turnbull	2.0	08-Aug-23
17	L Pateman	84.2	7.655	23-Sep-14	17	J Lymer	1.5	23-Sep-14
18	L Smith	82.6	7.509	16-Jul-19	17	S Anand	1.5	23-Sep-14
19	J Mellor	81.8	7.436	23-Sep-14	17	D Passell	1.5	23-Sep-14
20	J Holmes	81.3	7.391	23-Sep-14	17	J Mellor	1.5	23-Sep-14
21	K Alcock	80.2	7.291	23-Sep-14	17	J Holmes	1.5	23-Sep-14
22	D Edwards	79.9	7.264	16-Jul-19	17	J Litherland	1.5	23-Sep-14
23	J Lamb	79.7	7.245	23-Sep-14	17	L Williamson	1.5	16-Jul-19
24	L Blacker	77.5	7.045	16-Jul-19	17	L Bowles	1.5	21-Feb-23
25	J Litherland	76.0	6.909	23-Sep-14	17	R Lawson	1.5	21-Feb-23
26	A Thompson	75.3	6.845	23-Sep-14	17	J Lawson	1.5	21-Feb-23
27	S Gray	72.4	6.582	16-Jul-19	17	S Smith	1.5	08-Aug-23
28	C Bradford	71.4	6.491	23-Sep-14	28	J Roythorne	1.0	23-Sep-14
29	M Martinez	71.1	6.464	16-Jul-19	28	K Alcock	1.0	23-Sep-14
30	R Masters	69.2	6.291	16-Jul-19	28	A Thompson	1.0	23-Sep-14
31	L Williamson	66.0	6.000	16-Jul-19	28	N Sismey	1.0	16-Jul-19
32	J Sismey	65.9	5.991	23-Sep-14	28	D Turnbull	1.0	16-Jul-19
33	A Turnbull	N/A	N/A	N/A	28	L Smith	1.0	16-Jul-19
33	A Woodhouse	N/A	N/A	N/A	28	JJ Hughes-Dowd	1.0	21-Feb-23
33	D Hughes-Dowd	N/A	N/A	N/A	35	M Allsopp	0.5	23-Sep-14
33	D Latham	N/A	N/A	N/A	35	C Roythorne	0.5	23-Sep-14
33	H Smith	N/A	N/A	N/A	35	J Lamb	0.5	23-Sep-14
33	J Lawson	N/A	N/A	N/A	35	D Garbett	0.5	16-Jul-19
33	JJ Hughes-Dowd	N/A	N/A	N/A	35	D Edwards	0.5	16-Jul-19
33	L Bowles	N/A	N/A	N/A	35	R Masters	0.5	16-Jul-19
33	M Dutson	N/A	N/A	N/A	41	M Martinez	0.0	16-Jul-19
33	R Lawson	N/A	N/A	N/A	41	C Bradford	0.0	23-Sep-14
33	R Litherland	N/A	N/A	N/A	41	M Dutson	0.0	21-Feb-23
33	S Smith	N/A	N/A	N/A	41	A Woodhouse	0.0	08-Aug-23



Junior 'A' Final – Jenson (4th), JJ (2nd), winner Lewis and Harry (3rd)



Cadwell Park Best Off Chart 2 (Junior)

Qualifying Combined					Final Points			
Pos	Junior	Laps	MPH	Date	Pos	Junior	Pts	Date
1	A Hall	87.9	7.991	23-Sep-14	1	L Brooks	5.0	23-Sep-14
2	R Litherland	85.2	7.745	23-Sep-14	2	H Smith	3.5	08-Aug-23
3	L Turnbull	75.7	6.882	16-Jul-19	3	L Bowles	3.0	16-Jul-19
4	A Turnbull	75.6	6.873	23-Sep-14	4	F Holmes	2.5	23-Sep-14
5	F Holmes	71.3	6.482	23-Sep-14	4	A Bradford	2.5	23-Sep-14
6	B Brooks	70.7	6.427	23-Sep-14	6	A Hall	2.0	23-Sep-14
7	M Litherland	69.8	6.345	23-Sep-14	6	R Litherland	2.0	16-Jul-19
8	G Reyes-England	65.6	5.964	16-Jul-19	6	JJ Hughes-Dowd	2.0	08-Aug-23
9	L Bowles	64.8	5.891	16-Jul-19	9	M Litherland	1.5	23-Sep-14
10	A Bradford	64.3	5.845	23-Sep-14	9	L Stott-Zafiroopoulos	1.5	23-Sep-14
11	E Stott-Zafiroopoulos	63.4	5.764	23-Sep-14	9	Ca Holland	1.5	23-Sep-14
12	L Stott-Zafiroopoulos	61.3	5.573	23-Sep-14	9	J Perry	1.5	23-Sep-14
13	J Martinez	60.5	5.500	16-Jul-19	9	L Turnbull	1.5	16-Jul-19
14	D Jackson	58.0	5.273	23-Sep-14	9	J Martinez	1.5	16-Jul-19
15	N Bradford	56.9	5.173	23-Sep-14	9	E Woodhouse	1.5	08-Aug-23
16	S Bowman	55.3	5.027	16-Jul-19	16	A Turnbull	1.0	23-Sep-14
17	Ca Holland	55.0	5.000	23-Sep-14	16	B Brooks	1.0	23-Sep-14
18	E Jackson	54.7	4.973	23-Sep-14	16	N Bradford	1.0	23-Sep-14
19	L Brooks	47.3	4.300	23-Sep-14	16	E Jackson	1.0	23-Sep-14
20	J Perry	46.9	4.264	23-Sep-14	16	S Martinez	1.0	16-Jul-19
21	S Martinez	31.7	2.882	16-Jul-19	16	J Lawson	1.0	21-Feb-23
22	E Doyle	N/A	N/A	N/A	22	E Stott-Zafiroopoulos	0.5	23-Sep-14
22	E Woodhouse	N/A	N/A	N/A	22	G Reyes-England	0.5	16-Jul-19
22	H Smith	N/A	N/A	N/A	22	S Bowman	0.5	16-Jul-19
22	J Lawson	N/A	N/A	N/A	22	D Jackson	0.5	23-Sep-14
22	J Woodhouse	N/A	N/A	N/A	22	T Stevenson	0.5	21-Feb-23
22	JJ Hughes-Dowd	N/A	N/A	N/A	22	J Woodhouse	0.5	08-Aug-23
22	T Stevenson	N/A	N/A	N/A	28	E Doyle	0.0	21-Feb-23





Adult 'E' Final with Denis taking his second career win, Steve (14th)

Cadwell Park Best Off Chart 3 - F1 (Adults)

Qualifying					Fastest Laps					Race Laps				
Pos	Adult	Laps	MPH	Date	Pos	Adult	Time	MPH	Date	Pos	Adult	Laps	MPH	Date
1	A Smith	45.4	8.255	21-Feb-23	1	S Goodlip	6.28	10.423	08-Aug-23	1	S Goodlip	24.8	9.018	08-Aug-23
1	P Rees	45.4	8.255	21-Feb-23	2	L Pateman	6.41	10.211	08-Aug-23	2	A Smith	24.6	8.945	21-Feb-23
3	N Sismey	44.4	8.073	21-Feb-23	3	A Smith	6.64	9.858	16-Jul-19	2	L Pateman	24.6	8.945	08-Aug-23
4	S Goodlip	44.1	8.018	08-Aug-23	4	J Sismey	6.67	9.813	23-Sep-14	4	P Rees	24.0	8.727	21-Feb-23
5	A Turnbull	43.2	7.855	21-Feb-23	5	A Turnbull	6.78	9.654	21-Feb-23	5	N Sismey	23.9	8.691	23-Sep-14
6	L Pateman	42.5	7.727	08-Aug-23	6	M Allsopp	6.88	9.514	23-Sep-14	6	A Turnbull	23.3	8.473	21-Feb-23
7	G Peach	42.2	7.673	21-Feb-23	7	D Garbett	6.92	9.459	16-Jul-19	7	S Anand	23.1	8.400	23-Sep-14
8	L Bowles	38.4	6.982	08-Aug-23	8	S Anand	6.99	9.364	23-Sep-14	7	P Levers	23.1	8.400	23-Sep-14
9	R Litherland	38.3	6.964	21-Feb-23	9	N Sismey	7.02	9.324	23-Sep-14	9	R Crossland	22.8	8.291	23-Sep-14
10	A Woodhouse	37.8	6.873	08-Aug-23	10	P Rees	7.09	9.232	23-Sep-14	10	C Bowles	22.4	8.145	16-Jul-19
11	D Turnbull	37.6	6.836	21-Feb-23	10	C Bowles	7.09	9.232	08-Aug-23	11	G Peach	22.3	8.109	23-Sep-14
12	D Latham	37.5	6.818	08-Aug-23	12	P Levers	7.13	9.180	23-Sep-14	12	J Lymer	22.1	8.036	23-Sep-14
13	JJ Hughes-Dowd	36.8	6.691	08-Aug-23	13	D Edwards	7.14	9.167	16-Jul-19	13	M Allsopp	21.9	7.964	23-Sep-14
14	C Bowles	36.7	N/A	08-Aug-23	14	R Crossland	7.15	9.154	23-Sep-14	14	R Litherland	21.8	7.927	08-Aug-23
15	L Blacker	34.4	6.255	08-Aug-23	15	S Gray	7.18	9.116	16-Jul-19	15	D Latham	21.3	7.745	08-Aug-23
16	S Gray	33.8	6.145	21-Feb-23	16	L Smith	7.27	9.003	16-Jul-19	16	J Sismey	21.2	7.709	23-Sep-14
17	H Smith	31.6	5.745	08-Aug-23	17	G Peach	7.31	8.954	16-Jul-19	16	L Blacker	21.2	7.709	21-Feb-23
18	M Dutson	30.5	5.545	21-Feb-23	18	R Litherland	7.33	8.930	08-Aug-23	18	D Garbett	21.0	7.636	16-Jul-19
19	R Lawson	29.1	5.291	21-Feb-23	19	K Alcock	7.38	8.869	23-Sep-14	19	D Turnbull	20.8	7.564	21-Feb-23
20	J Lawson	24.4	4.436	21-Feb-23	20	L Blacker	7.46	8.774	08-Aug-23	20	L Bowles	20.6	7.491	08-Aug-23
21	S Smith	23.4	4.255	08-Aug-23	20	D Latham	7.46	8.774	08-Aug-23	21	D Passell	20.4	7.418	23-Sep-14
22	D Hughes-Dowd	19.0	3.455	21-Feb-23	22	A Woodhouse	7.50	8.727	08-Aug-23	22	J Mellor	20.0	7.273	23-Sep-14
23	A Thompson	N/A	N/A	N/A	23	C Roythorne	7.51	8.716	23-Sep-14	22	M Martinez	20.0	7.273	16-Jul-19
23	C Bradford	N/A	N/A	N/A	24	J Holmes	7.53	8.693	23-Sep-14	24	C Roythorne	19.8	7.200	23-Sep-14
23	C Roythorne	N/A	N/A	N/A	25	J Litherland	7.66	8.545	23-Sep-14	24	L Smith	19.8	7.200	16-Jul-19
23	D Edwards	N/A	N/A	N/A	25	L Bowles	7.66	8.545	21-Feb-23	26	J Holmes	19.5	7.091	23-Sep-14
23	D Garbett	N/A	N/A	N/A	27	JJ Hughes-Dowd	7.68	8.523	08-Aug-23	27	J Roythorne	19.4	7.055	23-Sep-14
23	D Passell	N/A	N/A	N/A	28	J Lymer	7.80	8.392	23-Sep-14	27	K Alcock	19.4	7.055	23-Sep-14
23	J Holmes	N/A	N/A	N/A	29	J Roythorne	7.81	8.381	23-Sep-14	27	S Gray	19.4	7.055	21-Feb-23
23	J Lamb	N/A	N/A	N/A	30	D Turnbull	7.82	8.370	23-Sep-14	27	A Woodhouse	19.4	7.055	08-Aug-23
23	J Litherland	N/A	N/A	N/A	31	J Mellor	7.83	8.359	23-Sep-14	31	D Edwards	19.1	6.945	16-Jul-19
23	J Lymer	N/A	N/A	N/A	32	H Smith	7.95	8.233	08-Aug-23	32	JJ Hughes-Dowd	18.7	6.800	08-Aug-23
23	J Mellor	N/A	N/A	N/A	33	S Smith	7.96	8.223	08-Aug-23	33	J Lamb	18.4	6.691	23-Sep-14
23	J Roythorne	N/A	N/A	N/A	34	D Passell	7.99	8.192	23-Sep-14	34	H Smith	18.1	6.582	08-Aug-23
23	J Sismey	N/A	N/A	N/A	35	J Lamb	8.11	8.071	23-Sep-14	35	C Bradford	17.6	6.400	23-Sep-14
23	K Alcock	N/A	N/A	N/A	36	M Martinez	8.13	8.051	16-Jul-19	36	S Smith	17.3	6.291	08-Aug-23
23	L Smith	N/A	N/A	N/A	37	C Bradford	8.26	7.924	23-Sep-14	37	A Thompson	17.0	6.182	23-Sep-14
23	L Williamson	N/A	N/A	N/A	38	A Thompson	8.33	7.858	23-Sep-14	38	L Williamson	16.8	6.109	16-Jul-19
23	M Allsopp	N/A	N/A	N/A	39	M Dutson	8.47	7.728	21-Feb-23	39	J Litherland	16.6	6.036	23-Sep-14
23	M Martinez	N/A	N/A	N/A	40	L Williamson	8.57	7.638	16-Jul-19	40	M Dutson	16.0	5.818	21-Feb-23
23	P Levers	N/A	N/A	N/A	41	D Hughes-Dowd	8.61	7.602	21-Feb-23	41	R Lawson	15.9	5.782	21-Feb-23
23	R Crossland	N/A	N/A	N/A	42	R Lawson	8.93	7.330	21-Feb-23	42	D Hughes-Dowd	15.8	5.745	21-Feb-23
23	R Masters	N/A	N/A	N/A	43	R Masters	9.22	7.099	16-Jul-19	43	R Masters	14.9	5.418	16-Jul-19
23	S Anand	N/A	N/A	N/A	44	J Lawson	9.42	6.948	21-Feb-23	44	J Lawson	12.8	4.655	21-Feb-23

Cadwell Park Best Off Chart 4 - F1 (Juniors)

Qualifying					Fastest Laps					Race Laps				
Pos	Junior	Laps	MPH	Date	Pos	Junior	Time	MPH	Date	Pos	Junior	Laps	MPH	Date
1	L Bowles	38.4	6.982	08-Aug-23	1	R Litherland	7.51	8.716	23-Sep-14	1	A Hall	21.4	7.782	23-Sep-14
2	JJ Hughes-Dowd	36.8	3.345	08-Aug-23	2	H Smith	7.60	8.612	08-Aug-23	2	R Litherland	20.7	7.527	23-Sep-14
3	J Woodhouse	32.2	5.855	08-Aug-23	3	JJ Hughes-Dowd	7.72	8.479	08-Aug-23	3	L Turnbull	19.7	7.164	16-Jul-19
4	H Smith	31.6	5.745	08-Aug-23	4	L Bowles	7.73	8.468	21-Feb-23	3	L Bowles	19.7	7.164	16-Jul-19
5	T Stevenson	30.7	5.582	21-Feb-23	5	A Hall	7.81	8.381	23-Sep-14	5	B Brooks	19.4	7.055	23-Sep-14
6	E Doyle	29.5	5.364	21-Feb-23	6	J Martinez	8.02	8.161	16-Jul-19	6	A Turnbull	19.0	6.909	23-Sep-14
7	J Lawson	24.4	4.436	21-Feb-23	7	A Turnbull	8.24	7.848	23-Sep-14	7	JJ Hughes-Dowd	18.7	6.800	08-Aug-23
8	E Woodhouse	20.3	3.691	08-Aug-23	8	L Stott-Zafiroopoulos	8.44	7.755	23-Sep-14	8	E Stott-Zafiroopoulos	18.6	6.764	23-Sep-14
9	A Bradford	N/A	N/A	N/A	9	M Litherland	8.48	7.719	23-Sep-14	9	H Smith	18.0	6.545	08-Aug-23
9	A Hall	N/A	N/A	N/A	10	L Turnbull	8.49	7.710	16-Jul-19	10	M Litherland	17.8	6.473	23-Sep-14
9	A Turnbull	N/A	N/A	N/A	11	B Brooks	8.62	7.593	23-Sep-14	11	A Bradford	17.2	6.255	23-Sep-14
9	B Brooks	N/A	N/A	N/A	12	A Bradford	8.94	7.322	23-Sep-14	12	E Doyle	17.1	6.218	21-Feb-23
9	Ca Holland	N/A	N/A	N/A	13	E Stott-Zafiroopoulos	8.96	7.305	23-Sep-14	13	F Holmes	17.0	6.182	23-Sep-14
9	D Jackson	N/A	N/A	N/A	14	J Lawson	9.01	7.265	21-Feb-23	14	L Stott-Zafiroopoulos	16.8	6.109	23-Sep-14
9	E Jackson	N/A	N/A	N/A	15	F Holmes	9.02	7.257	23-Sep-14	15	D Jackson	16.6	6.036	23-Sep-14
9	E Stott-Zafiroopoulos	N/A	N/A	N/A	16	E Doyle	9.13	7.169	21-Feb-23	16	J Woodhouse	16.3	5.927	08-Aug-23
9	F Holmes	N/A	N/A	N/A	17	J Woodhouse	9.17	7.138	08-Aug-23	17	T Stevenson	15.9	5.782	21-Feb-23
9	G Reyes-England	N/A	N/A	N/A	18	N Bradford	9.22	7.099	23-Sep-14	18	Ca Holland	15.5	5.636	23-Sep-14
9	J Martinez	N/A	N/A	N/A	19	D Jackson	9.28	7.053	23-Sep-14	19	J Lawson	15.4	5.600	21-Feb-23
9	J Perry	N/A	N/A	N/A	20	T Stevenson	9.29	7.046	21-Feb-23	20	N Bradford	15.1	5.491	23-Sep-14
9	L Brooks	N/A	N/A	N/A	21	G Reyes-England	9.58	6.832	16-Jul-19	21	E Jackson	14.7	5.345	23-Sep-14
9	L Stott-Zafiroopoulos	N/A	N/A	N/A	22	S Bowman	9.62	6.804	16-Jul-19	22	J Martinez	14.4	5.236	16-Jul-19
9	L Turnbull	N/A	N/A	N/A	23	E Jackson	9.63	6.797	23-Sep-14	23	G Reyes-England	13.8	5.018	16-Jul-19
9	M Litherland	N/A	N/A	N/A	24	Ca Holland	9.78	6.693	23-Sep-14	24	S Bowman	13.3	4.836	16-Jul-19
9	N Bradford	N/A	N/A	N/A	25	E Woodhouse	11.26	5.813	08-Aug-23	25	E Woodhouse	12.6	4.582	08-Aug-23
9	R Litherland	N/A	N/A	N/A	26	J Perry	11.83	5.533	23-Sep-14	26	J Perry	11.7	4.255	23-Sep-14
9	S Bowman	N/A	N/A	N/A	27	L Brooks	11.85	5.524	23-Sep-14	27	L Brooks	10.0	3.636	23-Sep-14
9	S Martinez	N/A	N/A	N/A	28	S Martinez	17.28	3.788	16-Jul-19	28	S Martinez	6.9	2.509	16-Jul-19



Adult 'D' Final – Denis (13th), JJ (11th), winner Phil and Harry (12th)



Cadwell Park Best Off Chart 5 - GC (Adults)

Qualifying					Fastest Laps					Race Laps				
Pos	Adult	Laps	MPH	Date	Pos	Adult	Time	MPH	Date	Pos	Adult	Laps	MPH	Date
1	L Pateman	63.1	11.473	21-Feb-23	1	S Goodlip	4.80	13.636	08-Aug-23	1	A Smith	32.5	11.818	08-Aug-23
2	S Goodlip (M)	59.4	10.800	08-Aug-23	2	A Smith	4.97	13.170	16-Jul-19	2	L Pateman	32.3	11.745	21-Feb-23
3	A Smith (M)	57.3	10.418	08-Aug-23	3	L Pateman	5.01	13.065	21-Feb-23	3	S Goodlip	31.9	11.600	08-Aug-23
4	N Sismey (M)	53.3	9.691	08-Aug-23	4	R Litherland	5.36	12.212	21-Feb-23	4	J Sismey	29.9	10.873	23-Sep-14
5	R Litherland	52.1	9.473	08-Aug-23	5	J Sismey	5.44	12.032	23-Sep-14	5	G Peach	29.4	10.691	23-Sep-14
6	A Turnbull	51.7	9.400	08-Aug-23	6	A Turnbull	5.45	12.010	08-Aug-23	6	R Litherland	29.3	10.655	08-Aug-23
7	C Bowles	48.9	8.891	08-Aug-23	7	G Peach	5.52	11.858	23-Sep-14	7	J Lymer	28.7	10.436	23-Sep-14
8	L Blacker	47.6	4.327	08-Aug-23	8	N Sismey	5.55	11.794	08-Aug-23	8	P Levers	28.1	10.218	23-Sep-14
9	P Rees (M)	47.5	8.636	21-Feb-23	9	R Crossland	5.67	11.544	23-Sep-14	9	N Sismey	27.9	10.145	08-Aug-23
10	L Bowles	46.6	8.473	08-Aug-23	9	P Levers	5.67	11.544	23-Sep-14	10	P Rees	27.1	9.855	08-Aug-23
11	G Peach (M)	45.6	8.291	21-Feb-23	11	P Rees	5.79	11.305	23-Sep-14	11	R Crossland	27.0	9.818	23-Sep-14
12	JJ Hughes-Dowd	44.4	8.073	08-Aug-23	12	C Bowles	5.81	11.266	08-Aug-23	11	A Turnbull	27.0	9.818	08-Aug-23
13	H Smith	42.8	3.891	08-Aug-23	13	M Allsopp	5.82	11.246	23-Sep-14	13	S Anand	26.9	9.782	23-Sep-14
14	D Turnbull	42.5	7.727	21-Feb-23	14	L Blacker	5.88	11.132	08-Aug-23	14	L Blacker	25.9	9.418	08-Aug-23
15	S Smith	40.3	3.664	08-Aug-23	15	J Lymer	5.89	11.113	23-Sep-14	15	M Allsopp	25.8	9.382	23-Sep-14
16	J Lawson	40.2	7.309	21-Feb-23	16	C Roythorne	5.90	11.094	23-Sep-14	15	J Roythorne	25.8	9.382	23-Sep-14
17	S Gray (M)	39.9	7.255	21-Feb-23	17	L Smith	5.99	10.927	16-Jul-19	15	D Garbett	25.8	9.382	16-Jul-19
18	A Woodhouse	38.9	3.536	08-Aug-23	18	J Roythorne	6.00	10.909	23-Sep-14	15	C Bowles	25.8	9.382	08-Aug-23
19	R Lawson	38.5	7.000	21-Feb-23	18	J Holmes	6.00	10.909	23-Sep-14	19	J Holmes	25.7	9.345	23-Sep-14
20	M Dutson	36.2	6.582	21-Feb-23	20	J Litherland	6.04	10.837	23-Sep-14	20	D Passell	25.6	9.309	23-Sep-14
21	D Latham	35.2	6.400	21-Feb-23	21	D Garbett	6.06	10.801	16-Jul-19	20	L Bowles	25.6	9.309	08-Aug-23
22	D Hughes-Dowd	28.5	5.182	21-Feb-23	22	L Bowles	6.09	10.748	21-Feb-23	22	R Lawson	25.0	9.091	21-Feb-23
23	A Thompson	N/A	N/A	N/A	23	JJ Hughes-Dowd	6.15	10.643	21-Feb-23	23	H Smith	24.7	8.982	08-Aug-23
23	C Bradford	N/A	N/A	N/A	24	J Mellor	6.23	10.506	23-Sep-14	24	C Roythorne	24.5	8.909	23-Sep-14
23	C Roythorne	N/A	N/A	N/A	25	S Anand	6.27	10.439	23-Sep-14	25	D Turnbull	24.1	8.764	23-Sep-14
23	D Edwards	N/A	N/A	N/A	25	D Turnbull	6.27	10.439	23-Sep-14	26	J Litherland	24.0	8.727	23-Sep-14
23	D Garbett	N/A	N/A	N/A	27	D Passell	6.28	10.423	23-Sep-14	27	J Mellor	23.8	8.655	23-Sep-14
23	D Passell	N/A	N/A	N/A	28	K Alcock	6.39	10.243	23-Sep-14	27	J Lamb	23.8	8.655	23-Sep-14
23	J Holmes	N/A	N/A	N/A	29	R Lawson	6.44	10.164	21-Feb-23	29	L Smith	23.7	8.618	16-Jul-19
23	J Lamb	N/A	N/A	N/A	30	D Edwards	6.53	10.024	16-Jul-19	30	D Edwards	23.4	8.509	16-Jul-19
23	J Litherland	N/A	N/A	N/A	31	H Smith	6.55	9.993	08-Aug-23	31	D Latham	23.3	8.473	08-Aug-23
23	J Lymer	N/A	N/A	N/A	32	A Thompson	6.57	9.963	23-Sep-14	32	A Thompson	23.1	8.400	23-Sep-14
23	J Mellor	N/A	N/A	N/A	32	J Lawson	6.57	9.963	21-Feb-23	32	JJ Hughes-Dowd	23.1	8.400	08-Aug-23
23	J Roythorne	N/A	N/A	N/A	34	J Lamb	6.68	9.799	23-Sep-14	34	A Woodhouse	22.6	8.218	08-Aug-23
23	J Sismey	N/A	N/A	N/A	34	D Latham	6.68	9.799	08-Aug-23	35	K Alcock	22.0	8.000	23-Sep-14
23	K Alcock	N/A	N/A	N/A	36	R Masters	6.69	9.784	16-Jul-19	36	S Gray	21.9	7.964	21-Feb-23
23	L Smith	N/A	N/A	N/A	37	S Smith	6.94	9.431	08-Aug-23	37	S Smith	21.5	7.818	08-Aug-23
23	L Williamson	N/A	N/A	N/A	38	A Woodhouse	7.04	9.298	08-Aug-23	38	J Lawson	20.4	7.418	21-Feb-23
23	M Allsopp	N/A	N/A	N/A	39	S Gray	7.19	9.104	21-Feb-23	39	R Masters	20.3	7.382	16-Jul-19
23	M Martinez	N/A	N/A	N/A	40	D Hughes-Dowd	7.49	8.739	21-Feb-23	40	M Dutson	19.8	7.200	21-Feb-23
23	P Levers	N/A	N/A	N/A	41	L Williamson	7.97	8.213	16-Jul-19	41	C Bradford	19.3	7.018	23-Sep-14
23	R Crossland	N/A	N/A	N/A	42	M Martinez	8.22	7.963	16-Jul-19	42	L Williamson	18.9	6.873	16-Jul-19
23	R Masters	N/A	N/A	N/A	43	C Bradford	8.35	7.839	23-Sep-14	43	M Martinez	18.0	6.545	16-Jul-19
23	S Anand	N/A	N/A	N/A	44	M Dutson	8.72	7.506	21-Feb-23	44	D Hughes-Dowd	16.9	6.145	21-Feb-23

Cadwell Park Best Off Chart 6 - GC (Juniors)

Qualifying					Fastest Laps					Race Laps				
Pos	Junior	Laps	MPH	Date	Pos	Junior	Time	MPH	Date	Pos	Junior	Laps	MPH	Date
1	L Bowles	46.6	8.473	08-Aug-23	1	L Bowles	6.01	10.891	08-Aug-23	1	L Bowles	25.9	9.418	08-Aug-23
2	JJ Hughes-Dowd	44.4	4.036	08-Aug-23	2	JJ Hughes-Dowd	6.35	10.308	08-Aug-23	2	H Smith	24.7	8.982	08-Aug-23
3	H Smith	42.8	3.891	08-Aug-23	3	A Hall	6.39	10.243	23-Sep-14	3	A Hall	23.8	8.655	23-Sep-14
4	J Lawson	40.2	3.655	21-Feb-23	4	R Litherland	6.49	10.085	23-Sep-14	3	R Litherland	23.8	8.655	16-Jul-19
5	J Woodhouse	33.0	3.000	08-Aug-23	5	H Smith	6.55	9.993	08-Aug-23	5	JJ Hughes-Dowd	23.1	8.400	08-Aug-23
6	E Doyle	32.7	2.973	21-Feb-23	6	J Lawson	6.71	9.755	21-Feb-23	6	F Holmes	22.6	8.218	23-Sep-14
7	T Stevenson	31.7	2.882	21-Feb-23	7	J Woodhouse	6.91	9.472	08-Aug-23	7	M Litherland	21.4	7.782	23-Sep-14
8	E Woodhouse	21.9	1.991	08-Aug-23	8	M Litherland	7.02	9.324	23-Sep-14	8	A Turnbull	21.3	7.745	23-Sep-14
9	A Bradford	N/A	N/A	N/A	9	J Martinez	7.10	9.219	16-Jul-19	9	J Woodhouse	21.2	7.709	08-Aug-23
9	A Hall	N/A	N/A	N/A	10	L Turnbull	7.21	9.078	16-Jul-19	10	J Lawson	20.4	7.418	21-Feb-23
9	A Turnbull	N/A	N/A	N/A	11	A Turnbull	7.22	9.066	23-Sep-14	11	B Brooks	20.1	7.309	23-Sep-14
9	B Brooks	N/A	N/A	N/A	12	F Holmes	7.37	8.881	23-Sep-14	11	L Turnbull	20.1	7.309	16-Jul-19
9	Ca Holland	N/A	N/A	N/A	13	G Reyes-England	7.42	8.821	16-Jul-19	13	G Reyes-England	19.8	7.200	16-Jul-19
9	D Jackson	N/A	N/A	N/A	14	B Brooks	7.85	8.338	23-Sep-14	14	J Martinez	19.1	6.945	16-Jul-19
9	E Jackson	N/A	N/A	N/A	14	E Doyle	7.85	8.338	21-Feb-23	15	A Bradford	18.6	6.764	23-Sep-14
9	E Stott-Zafiroopoulos	N/A	N/A	N/A	16	L Brooks	7.97	8.213	23-Sep-14	16	E Doyle	18.2	6.618	21-Feb-23
9	F Holmes	N/A	N/A	N/A	17	T Stevenson	8.04	8.141	21-Feb-23	17	L Brooks	17.4	6.327	23-Sep-14
9	G Reyes-England	N/A	N/A	N/A	18	L Stott-Zafiroopoulos	8.07	8.111	23-Sep-14	18	N Bradford	16.9	6.145	23-Sep-14
9	J Martinez	N/A	N/A	N/A	19	A Bradford	8.15	8.031	23-Sep-14	19	T Stevenson	16.8	6.109	21-Feb-23
9	J Perry	N/A	N/A	N/A	20	N Bradford	8.33	7.858	23-Sep-14	20	L Stott-Zafiroopoulos	16.4	5.964	23-Sep-14
9	L Brooks	N/A	N/A	N/A	21	S Bowman	8.64	7.576	16-Jul-19	21	S Bowman	16.1	5.855	16-Jul-19
9	L Stott-Zafiroopoulos	N/A	N/A	N/A	21	S Martinez	8.64	7.576	16-Jul-19	22	D Jackson	15.3	5.564	23-Sep-14
9	L Turnbull	N/A	N/A	N/A	23	E Stott-Zafiroopoulos	8.80	7.438	23-Sep-14	22	Ca Holland	15.3	5.564	23-Sep-14
9	M Litherland	N/A	N/A	N/A	24	D Jackson	8.91	7.346	23-Sep-14	24	E Stott-Zafiroopoulos	15.0	5.455	23-Sep-14
9	N Bradford	N/A	N/A	N/A	25	E Woodhouse	9.04	7.241	08-Aug-23	25	E Jackson	14.0	5.091	23-Sep-14
9	R Litherland	N/A	N/A	N/A	26	Ca Holland	9.82	6.665	23-Sep-14	26	J Perry	13.5	4.909	23-Sep-14
9	S Bowman	N/A	N/A	N/A	27	J Perry	10.20	6.417	23-Sep-14	27	E Woodhouse	12.3	4.473	08-Aug-23
9	S Martinez	N/A	N/A	N/A	28	E Jackson	10.41	6.288	23-Sep-14	28	S Martinez	10.5	3.818	16-Jul-19



Adult 'C' Final – A happy double Final winner Phil, Lewis (8th), Chris (9th) and Lewis 10th)



Championship Tables



Those All Important
Points!



Simon Goodlip continues to lead the main Championship.

DHORC Championship 2023				
Pos	Competitor Name	Total	Best (75%)	Diff
	(Adult)	Scores	Scores	
1	S Goodlip (M)	682	682	
2	L Pateman	602	602	80
3	A Smith (M)	600	600	2
4	N Sismey (M)	542	542	58
5	A Turnbull	541	541	1
6	P Rees (M)	505	505	36
7	L Blacker	442	442	63
8	C Bowles	441	441	1
9	D Turnbull	407	407	34
10	JJ Hughes-Dowd	394	394	13
11	S Gray (M)	337	337	57
12	D Hughes-Dowd	318	318	19
13	D Latham	305	305	13
14	L Bowles	284	284	21
15	G Peach (M)	267	267	17
16	R Litherland	255	255	12
17	A Woodhouse	251	251	4
18	S Smith	242	242	9
19	H Smith	230	230	12
20	A Stevenson	156	156	74
20	R Lawson	156	156	
22	L Smith	130	130	26
23	M Dutson	112	112	18
24	J Lawson	97	97	15
25	A Thompson	93	93	4
26	D Garbett (M)	49	49	44
Pos	(Juniors)	Total	75%	Diff
1	L Bowles	773	773	
2	JJ Hughes-Dowd	713	713	60
3	J Woodhouse	458	458	255
4	E Woodhouse	381	381	77
5	H Smith	372	372	9
6	T Stevenson	326	326	46
7	J Thomson	191	191	135
8	J Lawson	175	175	16
9	E Doyle	97	97	78
Pos	(Masters)	Total	75%	Diff
1	S Goodlip (M)	768	768	
2	A Smith (M)	691	691	77
3	N Sismey (M)	625	625	66
4	P Rees (M)	599	599	26
5	S Gray (M)	453	453	146
6	G Peach (M)	304	304	149
7	D Garbett (M)	57	57	247

DHORC Challenge 2023				
Pos	Competitor Name	Wins	Results	
	(Adult)		(28) Points	Turn Up Rate
1	L Blacker	7	39.5	100.00%
2	S Goodlip (M)	9	37.0	100.00%
2	P Rees (M)	8	37.0	100.00%
4	A Turnbull	4	33.5	100.00%
5	D Hughes-Dowd	4	33.0	88.89%
6	N Sismey (M)	6	32.0	100.00%
7	A Smith (M)	7	30.5	94.44%
7	L Pateman	7	30.5	88.89%
9	D Turnbull	3	29.0	88.89%
10	JJ Hughes-Dowd	3	27.0	100.00%
11	C Bowles	1	26.5	88.89%
12	S Gray (M)	3	25.5	83.33%
13	G Peach (M)	7	21.5	55.56%
13	H Smith	4	21.5	61.11%
15	L Bowles	2	21.0	70.59%
15	D Latham	2	21.0	82.35%
17	S Smith	2	18.5	61.11%
18	R Litherland	4	17.5	50.00%
19	L Smith	1	15.0	35.71%
20	A Woodhouse	2	11.0	76.47%
21	J Lawson	2	8.5	31.25%
21	M Dutson	0	8.5	37.50%
23	R Lawson	1	6.5	56.25%
24	D Garbett (M)	0	1.5	11.11%
25	A Stevenson	0	0.0	50.00%
25	A Thompson	0	0.0	35.29%
Pos	(Junior)	Wins	Points	Rate
1	L Bowles	13	38.0	94.44%
2	JJ Hughes-Dowd	4	36.0	100.00%
3	J Woodhouse	4	26.5	76.47%
4	H Smith	1	20.0	61.11%
5	E Woodhouse	0	19.0	76.47%
6	J Thomson	5	15.0	35.29%
7	T Stevenson	2	13.0	61.11%
8	J Lawson	0	6.5	31.25%
9	E Doyle	0	1.5	17.65%



Adam Turnbull shared Race Control duties with Lewis

DHORC Championship 2023																											
Pos	Competitor Name (Adult)	MIA F1 10-Jan	INT GC 31-Jan	CP F1 21-Feb	CP GC 4-Feb	MON F1 14-Mar	LB GC 6-Mar	ZAN F1 02-Apr	ZAN GC 8-May	NAS F1 23-May	MIA GC 9-May	INT F1 18-Jun	INT GC 18-Jul	DO FIV 25-Jul	DO GCB 14-Jul	DO FIT 15-Jul	DO GCY 25-Jul	CP F1 17-Aug	CP GC 18-Aug	Total 28	Best (75%) 21	Diff					
1	S Goodlip (M)	29	38	31	45	49	45	38	38	35	34	48	42	38	47	38	15	36	43	682	682	80					
2	L Pateman	49	31	29	41	32	40	39	48	49	40	DNS	DNS	19	47	19	50	38	31	602	602	2					
3	A Smith (M)	39	45	48	33	34	34	31	30	DNS	48	38	46	22	26	18	29	34	45	600	600	58					
4	N Sismey (M)	27	29	34	34	28	31	27	27	27	27	34	31	24	24	34	16	28	29	542	542	1					
5	A Turnbull	28	34	29	23	28	28	26	26	38	28	28	34	36	27	17	38	45	27	541	541	36					
6	P Rees (M)	34	26	38	27	27	27	45	29	29	26	31	27	19	24	21	18	29	28	505	505	63					
7	L Blacker	23	21	22	24	18	22	23	25	25	25	25	26	26	21	34	34	22	26	442	442	1					
8	C Bowles	26	28	DNS	DNS	29	26	26	34	28	29	29	29	38	28	20	23	23	25	441	441	13					
9	D Turnbull	22	25	25	25	24	25	25	24	26	23	26	28	29	25	29	26	DNS	DNS	407	407	34					
10	JJ Hughes-Dowd	19	16	18	22	23	20	24	23	22	22	21	24	24	17	27	25	24	23	394	394	57					
11	S Gray (M)	21	22	24	19	DNS	19	21	21	20	19	24	23	27	31	29	17	DNS	DNS	337	337	19					
12	D Hughes-Dowd	20	17	19	17	19	17	22	19	23	20	23	21	22	17	23	19	DNS	DNS	318	318	13					
13	D Latham	DNS	18	23	18	DNS	DNS	DNS	DNS	21	17	22	22	17	29	25	28	27	21	305	305	21					
14	L Bowles	DNS	23	21	26	DNS	23	DNS	DNS	DNS	24	DNS	DNS	DNS	DNS	DNS	DNS	DNS	DNS	284	284	17					
15	G Peach (M)	31	27	28	28	25	24	29	27	31	24	DNS	DNS	DNS	DNS	DNS	DNS	25	34	255	255	4					
16	R Litherland	24	DNS	26	29	26	29	DNS	DNS	DNS	15	19	19	20	34	24	22	19	19	251	251	9					
17	A Woodhouse	DNS	14	DNS	DNS	16	15	DNS	DNS	15	15	19	19	47	19	18	21	20	20	242	242	12					
18	S Smith	18	20	DNS	DNS	DNS	DNS	20	20	18	DNS	DNS	DNS	26	19	26	21	21	22	230	230	74					
19	H Smith	17	19	DNS	DNS	DNS	DNS	19	22	18	DNS	DNS	DNS	DNS	DNS	DNS	DNS	DNS	DNS	156	156	26					
20	A Stevenson	16	DNS	DNS	DNS	15	16	18	18	17	16	20	20	DNS	DNS	DNS	DNS	DNS	DNS	156	156	18					
21	R Lawson	DNS	DNS	20	20	21	18	DNS	DNS	DNS	21	DNS	DNS	14	14	14	14	DNS	DNS	156	156	15					
22	L Smith	DNS	DNS	DNS	DNS	22	DNS	DNS	DNS	DNS	DNS	DNS	DNS	28	22	31	27	DNS	DNS	130	130	4					
23	M Dutton	DNS	DNS	16	16	DNS	DNS	DNS	DNS	DNS	DNS	DNS	DNS	19	15	22	24	DNS	DNS	112	112	15					
24	J Lawson	DNS	DNS	17	21	20	21	DNS	DNS	DNS	18	DNS	DNS	DNS	DNS	DNS	DNS	DNS	DNS	97	97	4					
25	A Thompson	DNS	15	DNS	DNS	DNS	14	17	17	16	14	DNS	DNS	DNS	DNS	DNS	DNS	DNS	DNS	93	93	44					
26	D Garbett (M)	25	24	DNS	DNS	DNS	DNS	DNS	DNS	DNS	DNS	DNS	DNS	DNS	DNS	DNS	DNS	DNS	DNS	49	49	75%					
Pos	(Juniors)	659	660	661	662	663	664	665	666	667	668	669	670	671	672	673	674	675	676	Total	75%	Diff					
1	L Bowles	49	47	50	50	35	47	35	48	DNS	47	48	50	38	47	50	47	37	48	773	773	60					
2	JJ Hughes-Dowd	39	35	38	38	48	35	46	40	49	41	38	40	38	29	34	38	47	40	713	713	255					
3	J Woodhouse	DNS	28	DNS	DNS	31	29	DNS	DNS	38	34	36	34	47	40	47	32	31	31	458	458	77					
4	E Woodhouse	DNS	27	DNS	DNS	29	27	DNS	DNS	28	27	29	29	34	32	29	32	29	29	381	381	66					
5	H Smith	34	32	DNS	DNS	DNS	DNS	38	34	32	DNS	DNS	DNS	31	34	31	34	38	34	372	372	9					
6	T Stevenson	31	DNS	31	31	28	28	29	29	29	28	31	31	DNS	DNS	DNS	DNS	DNS	DNS	326	326	46					
7	J Thomson	DNS	29	DNS	DNS	DNS	32	34	31	34	31	DNS	DNS	DNS	DNS	DNS	DNS	DNS	DNS	191	191	135					
8	J Lawson	DNS	DNS	34	34	39	39	DNS	DNS	DNS	29	DNS	DNS	DNS	DNS	DNS	DNS	DNS	DNS	175	175	16					
9	E Doyle	DNS	39	29	29	DNS	DNS	DNS	DNS	DNS	DNS	DNS	DNS	DNS	DNS	DNS	DNS	DNS	DNS	97	97	78					
Pos	(Blunders)	659	660	661	662	663	664	665	666	667	668	669	670	671	672	673	674	675	676	Total	75%	Diff					
1	S Goodlip (M)	35	42	31	46	50	47	43	46	48	40	48	42	49	47	38	30	43	43	768	768	77					
2	A Smith (M)	48	46	50	38	34	37	35	35	DNS	48	40	46	31	34	32	47	45	45	691	691	66					
3	N Sismey (M)	31	34	34	38	38	38	29	38	32	34	34	34	34	32	47	33	31	34	625	625	26					
4	P Rees (M)	39	29	38	29	31	31	45	34	35	31	31	31	30	31	31	38	34	31	599	599	146					
5	S Gray (M)	27	27	28	28	DNS	28	28	28	29	28	29	29	38	34	34	34	DNS	DNS	453	453	149					
6	G Peach (M)	28	31	29	31	29	29	31	29	38	29	DNS	DNS	DNS	DNS	DNS	DNS	DNS	DNS	304	304	57					
7	D Garbett (M)	29	28	DNS	DNS	DNS	DNS	DNS	DNS	DNS	DNS	DNS	DNS	DNS	DNS	DNS	DNS	DNS	DNS	57	57	247					



Adult 'B' Final – Phil (6th), winner Reuben, Nick Sismey (5th) and Adam (7th)

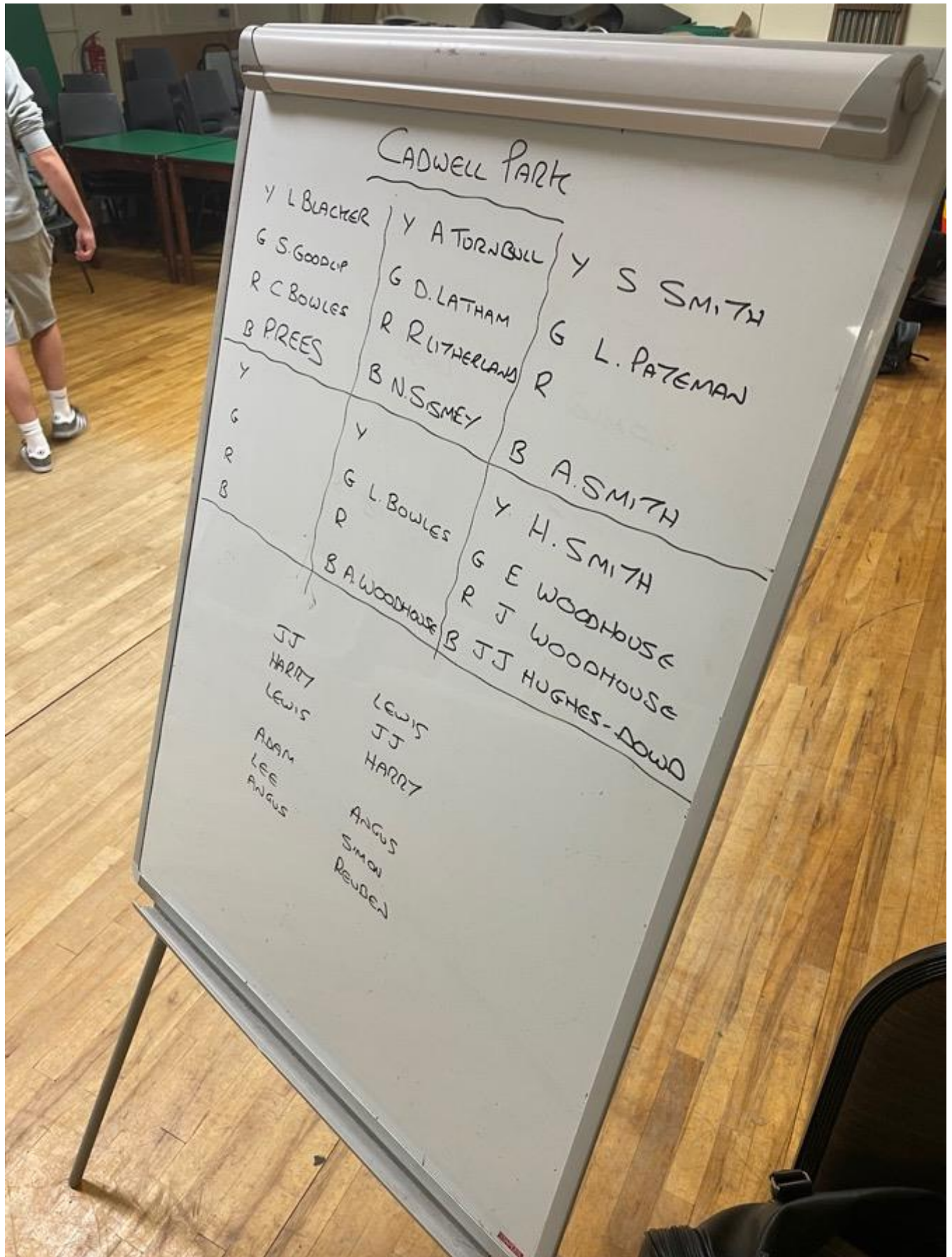


Pos		Competitor Name (Adult)		DHORC Final Challenge 2023																									Results	
				Turn Up	Rate	MIA F1	INT GC	CP F1	CP GC	MON F1	LB GC	ZAN F1	ZAN GC	NAS F1	MIA GC	INT F1	INT GC	DO F1V	DO GCB	DO FIT	DO GCV	CP F1	CP GC	18-Aug	17-Jul	18-Aug	18-Aug	18-Aug		
1	L Blacker	7	100.00%	1.5	0.5	3.0	6.5	0.5	1.0	3.5	1.0	3.0	1.0	3.0	1.5	2.5	2.0	3.5	3.0	3.0	1.0	1.5	39.5	100.00%						
2	S Goodlip (M)	9	100.00%	3.5	1.5	4.5	2.0	2.0	1.5	1.0	1.5	2.0	1.0	2.0	1.5	3.0	4.0	4.0	4.0	0.5	0.5	1.5	37.0	100.00%						
2	P Rees (M)	8	100.00%	3.0	3.5	1.5	0.5	2.5	0.5	1.5	1.5	2.5	1.5	2.5	0.5	1.0	2.5	3.0	1.0	1.0	1.5	5.0	37.0	100.00%						
4	A Turnbull	4	100.00%	1.0	3.0	1.5	1.5	1.0	0.5	3.5	1.5	1.0	3.0	1.0	3.5	3.0	1.5	3.5	1.5	3.5	2.0	0.5	33.5	100.00%						
5	D Hughes-Dowd	4	88.89%	3.5	1.5	3.0	1.5	3.0	1.5	1.0	3.5	1.5	1.5	0.5	2.0	1.5	3.5	3.0	3.0	3.0	DNS	DNS	33.0	88.89%						
6	N Sismey (M)	6	100.00%	0.5	1.5	1.0	1.0	1.5	3.0	1.0	2.5	0.5	2.5	1.0	2.5	4.0	2.0	4.0	1.0	1.0	1.5	32.0	100.00%							
7	A Smith (M)	7	94.44%	1.5	2.0	2.0	2.5	1.0	0.5	0.5	3.0	DNS	2.0	1.5	2.0	2.0	3.0	3.0	0.5	3.5	1.0	2.0	30.5	94.44%						
7	L Pateman	7	88.89%	2.0	0.5	0.5	1.5	2.5	1.5	1.5	2.0	1.5	DNS	DNS	1.0	4.0	4.0	2.0	4.0	3.5	0.5	30.5	88.89%							
9	D Turnbull	3	88.89%	1.0	1.0	1.0	2.5	3.0	1.0	0.5	1.5	1.5	3.0	2.5	3.0	2.5	2.5	3.0	2.5	DNS	DNS	29.0	88.89%							
10	JJ Hughes-Dowd	3	100.00%	1.0	1.0	0.5	1.0	1.5	1.5	2.5	1.5	1.0	1.0	0.5	2.5	4.0	1.5	2.0	2.0	0.5	1.5	27.0	100.00%							
11	C Bowles	1	88.89%	1.5	1.0	DNS	DNS	1.5	1.5	1.5	1.0	1.5	0.5	1.5	4.0	3.5	2.5	2.5	1.5	1.5	1.0	26.5	88.89%							
12	S Gray (M)	3	83.33%	2.5	1.0	2.5	1.0	DNS	3.0	0.5	0.5	1.5	1.0	0.5	1.5	3.0	3.5	3.0	0.5	DNS	DNS	25.5	83.33%							
13	G Peach (M)	7	55.56%	2.5	2.5	1.0	3.0	1.0	0.5	3.5	0.5	4.5	2.5	DNS	DNS	DNS	DNS	DNS	DNS	DNS	DNS	21.5	55.56%							
13	H Smith	4	61.11%	1.5	3.0	DNS	DNS	DNS	1.0	3.0	0.5	DNS	DNS	DNS	2.5	1.0	1.5	1.5	4.0	2.5	1.0	21.5	61.11%							
15	L Bowles	2	70.59%	DNS	3.5	0.5	1.5	DNS	1.5	DNS	DNS	DNS	1.5	1.0	1.0	3.0	1.5	4.0	4.0	1.5	0.5	21.0	70.59%							
15	D Latham	2	82.35%	DNS	0.5	1.5	0.5	1.5	DNS	DNS	0.5	1.5	1.0	1.0	1.0	3.5	1.0	2.5	2.5	2.5	2.5	21.0	82.35%							
17	S Smith	2	61.11%	0.5	1.5	DNS	DNS	DNS	1.5	1.5	1.5	1.0	DNS	DNS	4.0	1.0	0.5	4.0	4.0	1.5	1.5	18.5	61.11%							
18	R Litherland	4	50.00%	0.5	DNS	1.5	1.5	1.5	3.5	DNS	0.5	2.5	DNS	DNS	DNS	DNS	DNS	DNS	DNS	3.0	3.0	17.5	50.00%							
19	L Smith	1	35.71%	DNS	DNS	DNS	DNS	3.0	DNS	DNS	DNS	DNS	DNS	DNS	DNS	3.5	2.0	3.5	3.0	DNS	DNS	15.0	35.71%							
20	A Woodhouse	2	76.47%	DNS	0.0	DNS	DNS	0.0	0.0	DNS	0.0	0.0	0.0	0.0	0.0	1.5	4.0	4.0	1.5	0.0	0.0	11.0	76.47%							
21	J Watson	2	31.25%	DNS	DNS	1.5	0.5	2.5	DNS	DNS	0.0	2.5	DNS	DNS	DNS	DNS	DNS	DNS	DNS	DNS	DNS	8.5	31.25%							
21	M Dutton	2	37.50%	DNS	DNS	0.0	0.0	DNS	DNS	DNS	DNS	DNS	DNS	DNS	3.0	0.5	3.0	2.0	2.0	DNS	DNS	8.5	37.50%							
23	R Lawson	1	56.25%	DNS	DNS	1.5	1.5	0.5	0.5	DNS	DNS	2.5	DNS	DNS	0.0	0.0	0.0	0.0	0.0	DNS	DNS	6.5	56.25%							
24	D Garbett (M)	1	11.11%	1.0	0.5	DNS	DNS	DNS	DNS	DNS	DNS	DNS	DNS	DNS	DNS	DNS	DNS	DNS	DNS	DNS	DNS	1.5	11.11%							
25	A Stevenson	0	50.00%	0.0	DNS	DNS	DNS	0.0	0.0	0.0	0.0	0.0	0.0	0.0	0.0	DNS	DNS	DNS	DNS	DNS	DNS	0.0	50.00%							
25	A Thompson	0	35.29%	DNS	0.0	DNS	DNS	0.0	0.0	0.0	0.0	0.0	0.0	0.0	DNS	DNS	DNS	DNS	DNS	DNS	DNS	0.0	35.29%							
Pos	(Junior)	Wins	Rate	659	660	661	662	663	664	665	666	667	668	669	670	671	672	673	674	675	676	Points	Rate							
1	L Bowles	13	94.44%	2.0	2.0	2.0	2.0	1.0	2.0	0.5	2.0	DNS	2.0	2.0	2.0	3.5	4.0	4.0	4.0	1.0	2.0	38.0	94.44%							
2	JJ Hughes-Dowd	4	100.00%	1.5	3.0	1.5	1.5	2.0	1.0	2.0	1.5	2.0	1.5	1.5	1.5	3.5	2.0	3.0	3.5	2.0	1.5	36.0	100.00%							
3	J Woodhouse	4	76.47%	DNS	1.0	DNS	2.5	1.5	1.5	DNS	1.5	1.0	1.0	1.0	4.0	4.0	3.5	4.0	2.5	0.5	2.5	26.5	76.47%							
4	H Smith	1	61.11%	1.0	0.5	DNS	DNS	DNS	1.5	1.0	0.5	DNS	DNS	DNS	DNS	2.5	3.0	2.5	3.0	3.5	1.0	20.0	61.11%							
5	E Woodhouse	5	76.47%	DNS	0.5	DNS	DNS	1.5	0.5	DNS	1.0	0.5	1.5	1.5	1.5	2.5	2.5	2.0	2.0	1.5	1.5	19.0	76.47%							
6	J Thomson	5	35.29%	DNS	1.5	DNS	DNS	2.5	3.0	2.5	3.0	2.5	DNS	DNS	DNS	DNS	DNS	DNS	DNS	DNS	15.0	35.29%								
7	T Stevenson	2	61.11%	0.5	DNS	0.5	1.0	1.0	1.0	1.5	1.5	1.0	2.5	1.5	DNS	DNS	DNS	DNS	DNS	DNS	13.0	61.11%								
8	J Lawson	6.5	31.25%	DNS	DNS	1.0	1.5	1.5	1.5	DNS	DNS	1.5	DNS	DNS	DNS	DNS	DNS	DNS	DNS	DNS	DNS	6.5	31.25%							
9	E Doyle	1.5	17.65%	DNS	1.5	0.0	0.0	DNS	DNS	DNS	DNS	DNS	DNS	DNS	DNS	DNS	DNS	DNS	DNS	DNS	DNS	1.5	17.65%							
Turn Up Rates		100.00%	90.00%	69.70%	69.70%	71.43%	77.14%	62.86%	62.86%	71.43%	62.86%	71.43%	77.14%	57.14%	57.14%	71.43%	71.43%	71.43%	71.43%	57.14%	57.14%	69.57%	AVE							



Adult 'A' Final – Reuben (3rd), winner Angus, matching Simon (2nd) and Lee (4th) on five wins in 2023.





17 racers made it double Finals, meaning 8 Club Nights in three weeks for the first time!

Members' Statistics

ADULT STATISTICS 1992-2023 - AFTER DHORC 676

Sheet 1 of 5 (Note: Highlighted Names are Current 2023 Members, CS = Best Consecutive Results)

MEETINGS (Junior & Adult) ATTENDED			RACES (Junior & Adult) COMPLETED			DRIVER RANKING			FINALS WON			
Pos	ADULT	No	Pos	ADULT	No	Pos	ADULT	SCORE	Pos	ADULT	No	CS
1	P REES	661	1	P REES	3,807	1	* J SISMEY	2.750	1	L PATEMAN	278	(5)
2	N SISMEY	623	2	N SISMEY	3,486	2	* W LANDER	2.838	2	P REES	242	(3)
3	L PATEMAN	584	3	L PATEMAN	3,314	3	* S GOODLIP	2.963	3	N SISMEY	174	(2)
4	G PEACH	442	4	G PEACH	2,494	4	* A SMITH	3.400	4	S GOODLIP	173	(4)
5	S GOODLIP	376	5	P BARBER	2,102	5	* L PATEMAN	3.450	5	M CHADWICK	117	(3)
6	P BARBER	363	6	S GOODLIP	2,023	6	* M CHADWICK	3.813	6	J SISMEY	103	(4)
7	A McPEAKE	299	7	A BULLOCK	1,802	7	* J TAGUE	4.538	7	G PEACH	99	(2)
8	A BULLOCK	292	8	A McPEAKE	1,658	8	* T MEASHAM	5.113	8	L SMITH	88	(3)
9	M CHADWICK	287	9	R MASTERS	1,598	9	* J NEALE	5.200	9	A SMITH	78	(5)
10	R MASTERS	280	10	M CHADWICK	1,537	10	* A TURNBULL	5.725	10	D McPEAKE	77	(2)
11	N LAMBERT	269	11	C ROYTHORNE	1,513	11	* N SISMEY	5.788	11	A McPEAKE	66	(2)
12	C ROYTHORNE	249	12	N LAMBERT	1,479	12	* R LITHERLAND	6.038	11	A BULLOCK	66	(2)
13	D McPEAKE	245	13	D McPEAKE	1,366	13	* K LYE	6.063	13	J TAGUE	64	(2)
14	R SEAMAN	235	14	R SEAMAN	1,313	14	* C BOWLES	6.088	14	N LAMBERT	61	(2)
15	L SMITH (269)	214	15	J SISMEY (1,957)	1,303	15	* C ROYTHORNE	6.350	14	M ALLSOPP	61	(3)
16	J SISMEY (331)	211	16	L SMITH (1,651)	1,299	16	* D GARBETT	6.450	16	R SEAMAN	60	(2)
17	M ALLSOPP	203	17	M ALLSOPP	1,265	17	* A McPEAKE	6.488	17	W LANDER	56	(2)
18	D TURNBULL	202	18	D TURNBULL	1,090	18	* R SEAMAN	6.550	18	C ROYTHORNE	55	(2)
19	J LAMB	179	19	J LAMB	1,048	19	* R BLAKE	7.125	19	R MASTERS	54	(2)
20	A SMITH	174	20	S ANAND	976	20	* P REES	7.175	20	S ANAND	53	(3)
21	P LEVERS	166	21	P LEVERS	957	21	* T CHADWICK	7.250	21	J LAMB	49	(3)
22	J TAGUE	165	22	J LYMER	948	21	* S ANAND	7.250	22	P LEVERS	48	(2)
23	S ANAND	154	23	A SMITH	872	23	* G PEACH	7.425	23	A HOLLIDAY	43	(3)
24	J LYMER	146	24	J TAGUE	858	24	* A BULLOCK	7.438	24	I BRENTNALL	41	(3)
25	D EDWARDS	139	25	K ALCOCK	848	25	* M ALLSOPP	7.488	24	P BARBER	41	(2)
26	K ALCOCK	131	26	D EDWARDS	801	26	* R CROSSLAND	8.175	26	J LYMER	38	(2)
27	A HOLLIDAY	121	27	G WESTON	682	27	* D McPEAKE	8.563	27	G WESTON	33	(2)
28	C BOWLES (195)	118	28	A HOLLIDAY	673	28	* L SMITH	8.800	28	K ALCOCK	30	(3)
29	L EDWARDS	116	29	W LANDER	661	29	* D BRENTNALL	8.838	28	D TURNBULL	30	(3)
30	G WESTON	113	30	L EDWARDS	654	30	* K PAYNE	8.850	30	D EDWARDS	29	(2)
31	C HENRY	109	31	J HOLMES	639	31	* J ROYTHORNE	8.938	30	D GARBETT	29	(2)
31	D GARBETT	109	32	C BOWLES (977)	575	32	* J LEVERS	9.063	30	L BLACKER	29	(3)
33	S SMITH	108	33	S SMITH	558	33	* A DAVIES	9.138	30	C BOWLES	29	(2)
34	W LANDER	104	34	C HENRY	552	34	* P LEVERS	9.188	30	A TURNBULL	29	(2)
35	R LAWSON	103	35	R LAWSON	530	35	* D TURNBULL	9.275	35	B JOHNSON	28	(3)
36	J HOLMES	98	36	D GARBETT	523	36	* J LYMER	9.288	36	R BLAKE	26	(2)
37	B JOHNSON	96	37	I BRENTNALL	511	37	* L BLACKER	9.513	37	D BRENTNALL	25	(5)
38	I BRENTNALL	94	38	B JOHNSON	509	38	* S PANK	9.775	37	M ROGERS	25	(3)
39	S GRAY	93	39	R CROSSLAND	456	39	* D PASSELL	9.850	37	J HOLMES	25	
40	T DINGLEY	87	40	T DINGLEY	455	40	* J LAMB	10.063	40	J NEALE	24	(2)
41	A TURNBULL (235)	83	41	J ROYTHORNE	432	41	* T DINGLEY	10.125	41	J LEVERS	22	(3)
42	R CROSSLAND	81	42	S GRAY	414	42	* I BRENTNALL	10.325	41	R CROSSLAND	22	(2)
43	A STAMPER	76	43	R BLAKE	383	43	* M KNIGHTON	10.363	43	S MINNIS	21	(3)
44	L BLACKER	74	44	A TURNBULL (1,276)	371	44	* G WESTON	10.375	43	S PANK	21	(2)
45	S PANK	69	45	A STAMPER	366	45	* D EDWARDS	10.438	43	T DINGLEY	21	
45	J ROYTHORNE	69	46	S PANK	364	46	* M ROGERS	10.463	46	J ROYTHORNE	20	(2)
47	S MINNIS	67	47	J LITHERLAND	357	47	* S MINNIS	11.400	47	C HENRY	19	
48	R BLAKE	62	48	S MINNIS	356	48	* JJ HUGHES-DOWD	11.875	48	A FEARN	18	(2)
49	J LITHERLAND	61	49	J LEVERS	322	49	* J HOLMES	12.350	49	R LITHERLAND	15	(2)
50	J NEALE	60	49	L BLACKER	322	50	* A HOLLIDAY	12.413	50	S LANDER	14	(2)

(Driver Ranking = Average Position in Qualifying, Final Position, Fastest Lap & Race Laps Over Last 20 club nights)

ADULT STATISTICS 1992-2023 - AFTER DHORC 676

Sheet 2 of 5 (Note: Highlighted Names are Current 2023 Members, CS = Best Consecutive Results)

MEETINGS (Junior & Adult)			RACES (Junior & Adult)			DRIVER RANKING			FINALS WON			
ATTENDED			COMPLETED			ADULT			ADULT			
Pos	ADULT	No	Pos	ADULT	No	Pos	ADULT	SCORE	Pos	ADULT	No	CS
51	M ROGERS	57	51	A FEARN (380)	319	51	* B JOHNSON	12.500	51	T CHADWICK	13	(2)
52	J LEVERS	53	52	J NEALE	318	52	* K ALCOCK	12.613	52	J HITCHCOCK	12	(2)
53	G SCHULE	52	53	M ROGERS	308	53	* A FEARN	12.625	52	P FOXLEY	12	(2)
54	A FEARN	49	54	M MARTINEZ	289	54	* M STURGESS	12.675	54	T MEASHAM	11	
54	M MARTINEZ	49	55	K LYE	263	55	* N LAMBERT	12.950	54	S GRAY	11	
56	D OLIVER	45	56	G SCHULE	258	56	* P FOXLEY	12.963	54	S SMITH	11	
57	D WALKER	42	57	C BULLOCK (639)	248	56	* S GRAY	12.963	57	D WALKER	10	
57	K LYE	42	58	D BRETNALL	225	58	* G SCHULE	13.238	57	D PASSELL	10	(2)
57	R LITHERLAND (194)	42	58	T CHADWICK (999)	225	59	* J TETLEY	13.313	57	L EDWARDS	10	
60	D BRETNALL	41	60	D OLIVER	216	60	* C HENRY	13.763	60	S DUNN	9	(2)
61	A THOMPSON	39	61	D WALKER	212	61	* S SMITH	13.813	60	K LYE	9	
62	M KNIGHTON	36	62	A DAVIES	211	62	* D GREEN	13.850	60	R LAWSON	9	
62	T CHADWICK (183)	36	63	T MEASHAM (758)	208	63	* A STAMPER	14.300	60	H SMITH	9	
62	C BULLOCK (102)	36	64	M KNIGHTON	206	64	* R MASTERS	14.325	64	G LAMBERT	8	(4)
65	S DUNN	35	65	J CHELL	202	65	* R LAWSON	14.350	64	J LITHERLAND	8	
66	D PASSELL	34	66	D PASSELL	191	66	* M HOLLAND	14.375	64	C COOPER	8	
66	A DAVIES	34	67	S DUNN	183	67	* N CHATTLE	14.488	67	R CHADWICK	7	(2)
68	T MEASHAM (126)	33	68	A THOMPSON	179	68	* J LITHERLAND	14.550	67	A DAVIES	7	
69	G LAMBERT	32	69	P FOXLEY	172	69	* B BRUCE	14.563	69	M JUBB	6	
69	P FOXLEY	32	70	G LAMBERT	168	70	* M DUTSON	14.738	69	A STAMPER	6	
71	J CHELL	30	71	M STURGESS	163	71	* L EDWARDS	14.800	69	C BULLOCK	6	
72	M STURGESS	29	72	S SUMNER	157	72	* D HUGHES-DOWD	15.100	69	K PAYNE	6	
73	R HITCHCOCK	27	73	B BRUCE	148	73	* C BULLOCK	15.138	69	J TETLEY	6	(2)
73	R CHADWICK	27	74	R CHADWICK	146	74	* D OLIVER	15.688	69	T BALDOCK	6	
75	S SUMNER	26	75	R LITHERLAND (1,072)	144	75	* S DUNN	15.963	69	JJ HUGHES-DOWD	6	
76	B BRUCE	25	76	J TETLEY	143	76	* A THOMPSON	16.063	76	C SCHOFIELD	5	(2)
77	C STANNARD	24	77	K PAYNE	140	77	* G LAMBERT	16.175	76	AJ McPEAKE	5	(2)
77	D HUGHES-DOWD	24	78	R HITCHCOCK	138	78	* S SUMNER	16.425	76	I HOLLAND	5	
77	JJ HUGHES-DOWD (50)	24	79	M HOLLAND	129	79	* M MARTINEZ	16.763	76	M TANSLEY	5	
80	I HOLLAND	23	80	J HITCHCOCK	127	80	* J CHELL	17.138	76	D OLIVER	5	
80	J HITCHCOCK	23	81	C SCHOFIELD	124	81	* C STANNARD	17.325	76	D GREEN	5	
80	C SCHOFIELD	23	82	I HOLLAND	120	82	* R HITCHCOCK	18.063	76	J CHELL	5	
80	D GREEN	23	82	D GREEN	120	83	* C SCHOFIELD	18.113	76	R JAMES	5	
80	M HOLLAND	23	84	N CHATTLE	119	84	* D WALKER	18.163	84	S REVITT	4	(2)
80	K PAYNE	23	85	S LANDER	118	85	* P BARBER	18.938	84	R HITCHCOCK	4	
86	M DUTSON	22	85	C STANNARD	118	86	* J HITCHCOCK	21.388	84	M KNIGHTON	4	
87	J TETLEY	21	87	T HAGUES	111	87	* R CHADWICK	22.013	84	M STURGESS	4	
88	N CHATTLE	20	88	R JAMES	105	88	* I HOLLAND	22.288	84	M BLOOD	4	
89	M JUBB	19	89	C CARRINGTON	100	N/A	T BALDOCK	2.583	84	D HUGHES-DOWD	4	
90	C CARRINGTON	18	90	M JUBB	99	N/A	S REVITT	3.792	90	S PATCHING	3	
90	T HAGUES	18	91	C BRADFORD	97	N/A	S LANDER	4.485	90	C NORRIS	3	
92	N MAFFIN	17	92	P MELLOR	93	N/A	AJ McPEAKE	6.659	90	J HENRY	3	
92	S LANDER	17	93	D HUGHES-DOWD	84	N/A	A HUGHES	6.792	90	C CARRINGTON	3	
92	P MELLOR	17	94	N MAFFIN	82	N/A	S WHITE	8.000	90	A HUGHES	3	
92	C BRADFORD	17	95	P COCKBILL	81	N/A	C SLATER	9.250	90	M HOLLAND	3	
92	C COOPER	17	96	D LEVERTON	75	N/A	L BOWLES	10.357	90	C STANNARD	3	
92	A STEVENSON	17	97	M TANSLEY	73	N/A	S SIDDANS	10.417	90	JJ LAWSON	3	
92	H SMITH (125)	17	98	YAN SHEN	68	N/A	J KELLY	10.500	98	H VD HEUVEL	2	(2)
99	P COCKBILL	16	99	J KELLY	67	N/A	J HENRY	11.000	98	J KELLY	2	
100	R JAMES	15	100	S REVITT	63	N/A	F HOLMES	11.194	98	C SLATER	2	(2)

ADULT STATISTICS 1992-2023 - AFTER DHORC 676

Sheet 3 of 5 (Note: Highlighted Names are Current 2023 Members, CS = Best Consecutive Results)

MEETINGS (Junior & Adult) ATTENDED		RACES (Junior & Adult) COMPLETED		DRIVER RANKING			FINALS WON					
Pos	ADULT	No	Pos	ADULT	No	Pos	ADULT	SCORE	Pos	ADULT	No	CS
100	A WOODHOUSE	15	101	M DUTSON	62	N/A	C COOPER	11.500	98	YAN SHEN	2	
102	M TANSLEY	14	102	M WATTS (130)	61	N/A	M BLOOD	11.639	98	I HALL	2	
102	L BOWLES (87)	14	102	C COOPER	61	N/A	C ATKINSON	12.125	98	S SUMNER	2	
102	D LATHAM	14	102	A STEVENSON	61	N/A	J MELLOR	12.650	98	B BRUCE	2	
105	J KELLY	13	105	J McDONALD (98)	60	N/A	H SMITH	12.809	98	C BRADFORD	2	
105	D LEVERTON	13	106	M BLOOD	58	N/A	A DOBBINS	12.925	98	M MARTINEZ	2	
105	J LAWSON (85)	13	106	W BLURTON	58	N/A	J LAWSON	13.038	98	L BOWLES	2	
108	S REVITT	12	106	F HOLMES (827)	58	N/A	D LATHAM	13.196	98	A WOODHOUSE	2	
108	P PURKIS	12	109	I HALL	57	N/A	P WRIGHT	13.250	98	D LATHAM	2	
108	M WATTS (25)	12	109	T STACEY	57	N/A	T STACEY	13.271	110	R GILLARD	1	
108	T STACEY	12	111	T CASH	54	N/A	P ZIMMERMAN	13.500	110	D ROYTHORNE	1	
112	AJ McPEAKE (76)	11	112	N WRIGHT	52	N/A	M TANSLEY	13.500	110	P COCKBILL	1	
112	YAN SHEN	11	113	AJ McPEAKE (376)	50	N/A	L COPLEY	13.500	110	J JOHNSON	1	
114	R GILLARD	10	113	T BALDOCK	50	N/A	N WRIGHT	13.556	110	G SCHULE	1	
114	A DOBBINS	10	115	R GILLARD	49	N/A	C WILKINSON	14.083	110	M WATTS	1	
114	I HALL	10	115	A DOBBINS	49	N/A	C CARRINGTON	14.111	110	B GEBAUERS	1	
114	J McDONALD (16)	10	115	D KENNING	49	N/A	A WOODHOUSE	14.133	110	G CLARK	1	
118	N WRIGHT	9	118	D LATHAM	48	N/A	K JEFFRIES	14.688	110	L COPLEY	1	
118	M BLOOD	9	119	P PURKIS	47	N/A	Da BUCKLEY	14.844	110	A DOBBINS	1	
118	T BALDOCK	9	120	A LEE	46	N/A	A STEVENSON	14.882	110	C WILKINSON	1	
118	T CASH	9	120	Z MIDDLETON	46	N/A	S ALLDREAD	14.917	110	R HILL	1	
118	F HOLMES (139)	9	122	Da BUCKLEY	43	N/A	B COOK	15.000	110	N CHATTLE	1	
123	C NORRIS	8	123	A HUGHES (414)	42	N/A	J FLETCHER	15.125	110	C ATKINSON	1	
123	Da BUCKLEY	8	124	P WRIGHT	40	N/A	W BLURTON	15.438	110	A THOMPSON	1	
123	W BLURTON	8	125	G CLARK	39	N/A	R HEATON	15.500	110	A LEE	1	
123	D KENNING	8	126	S PATCHING	38	N/A	R GILLARD	15.575	110	D LLOYD	1	
127	S PATCHING	7	126	C NORRIS	38	N/A	R JAMES	15.617	110	Z MIDDLETON	1	
127	G CLARK	7	128	J HENRY (895)	37	N/A	G CLARK	15.750	110	T STACEY	1	
127	J HENRY (134)	7	129	C WILKINSON	35	N/A	L HENDERSON	15.750	110	F HOLMES	1	
127	R HILL	7	129	YUAN ZHI	35	N/A	A LEE	15.833	110	J McDONALD	1	
127	L ELMORE	7	129	L ELMORE	35	N/A	D LEVERTON	15.846				
132	D HARROP	6	132	D BUCKLEY	33	N/A	R SPENCER	15.850				
132	D HART	6	133	R HILL	32	N/A	YUAN ZHI	15.875				
132	P WRIGHT	6	134	D HART	30	N/A	R HILL	16.071				
132	C WILKINSON	6	134	D HARROP	30	N/A	S KERR	16.083				
132	A HUGHES (87)	6	134	Ch HOLLAND	30	N/A	P COCKBILL	16.156				
132	Ch HOLLAND	6	137	St BOWMAN	29	N/A	D LLOYD	16.167				
132	D BUCKLEY	6	137	C BLURTON	29	N/A	S PATCHING	16.179				
132	YUAN ZHI	6	137	JJ HUGHES-DOWD (117)	29	N/A	Z MIDDLETON	16.250				
132	A LEE	6	137	H SMITH (608)	29	N/A	J McDONALD	16.375				
132	Z MIDDLETON	6	141	R SPENCER	28	N/A	D KENNING	16.469				
132	S KERR	6	142	C ATKINSON	27	N/A	M WATTS	16.625				
143	R SPENCER	5	143	K JEFFRIES	26	N/A	C NORRIS	16.714				
143	J MELLOR (87)	5	144	L COPLEY	25	N/A	T CASH	16.889				
143	C BLURTON	5	144	D LLOYD	25	N/A	G HADDON	17.000				
146	B GEBAUERS	4	146	J LAWSON (393)	24	N/A	D HARROP	17.500				
146	C ROBINSON	4	147	S SIDONS	23	N/A	St BOWMAN	17.500				
146	S HENDRY	4	148	S KERR	22	N/A	YAN SHEN	17.636				
146	C ATKINSON	4	149	B GEBAUERS	21	N/A	I HALL	17.650				
146	K JEFFRIES	4	150	C ROBINSON	20	N/A	L ZHOU	17.750				

ADULT STATISTICS 1992-2023 - AFTER DHORC 676

Sheet 4 of 5 (Note: Highlighted Names are Current 2023 Members, CS = Best Consecutive Results)

MEETINGS (Junior & Adult)			RACES (Junior & Adult)			DRIVER RANKING			FINALS WON			
ATTENDED			COMPLETED			RANKING			WON			
Pos	ADULT	No	Pos	ADULT	No	Pos	ADULT	SCORE	Pos	ADULT	No	CS
146	W PARKIN	4	150	S HENDRY	20	N/A	C ROBINSON	18.000				
146	St BOWMAN	4	152	L BOWLES (355)	19	N/A	N MAFFIN	18.103				
153	H VD HEUVEL	3	153	W PARKIN	17	N/A	D HART	18.208				
153	J JOHNSON	3	154	J JOHNSON	16	N/A	T HAGUES	18.236				
153	S ALLDREAD	3	154	J MELLOR (497)	16	N/A	C BRADFORD	18.279				
153	L COPLEY	3	156	S ALLDREAD	15	N/A	D BUCKLEY	18.333				
153	S SIDDONS	3	156	S BENNETT	15	N/A	J ASHCROFT	18.375				
153	D LLOYD	3	158	H VD HEUVEL	14	N/A	B FAHRNER	18.750				
153	S BENNETT	3	158	P ZIMMERMANN	14	N/A	Ch HOLLAND	18.792				
160	D ROYTHORNE	2	158	L HENDERSON	14	N/A	C BLURTON	18.800				
160	J ASHCROFT	2	161	D ROYTHORNE	11	N/A	B GEBAUERS	18.875				
160	A CARTER	2	162	J ASHCROFT	10	N/A	S HENDRY	19.188				
160	B FAHRNER	2	162	A CARTER	10	N/A	D ROYTHORNE	19.375				
160	L ZHOU	2	162	B FAHRNER	10	N/A	M JUBB	19.408				
160	B COOK	2	162	B COOK	10	N/A	S BENNETT	19.417				
160	J FLETCHER	2	162	J FLETCHER	10	N/A	J JOHNSON	19.500				
167	S WHITE	1	167	L ZHOU	9	N/A	A HARTLEY	19.750				
167	P DUNNE	1	168	C SLATER	7	N/A	W PARKIN	19.813				
167	A HARTLEY	1	169	T MAKUNI	6	N/A	T MAKUNI	20.000				
167	C SLATER	1	169	A WOODHOUSE	6	N/A	P DUNNE	20.750				
167	P ZIMMERMANN	1	171	S WHITE	5	N/A	P MELLOR	20.882				
167	L HENDERSON	1	171	R HEATON	5	N/A	A CARTER	21.625				
167	G HADDON (26)	1	171	A HARTLEY	5	N/A	L ELMORE	21.786				
167	T MAKUNI	1	171	G HADDON (143)	5	N/A	P PURKIS	22.667				
167	R HEATON	1	175	P DUNNE	4	N/A	H VD HEUVEL	22.917				

ADULT STATISTICS 1992-2023, AFTER DHORC 676

Sheet 5 of 5 (Note: Highlighted Names are Current 2023 Members, CS = Best Consecutive Results)

POLES				IQR's				WINS				FASTEST LAPS				BEST RACE LAPS				CHAMPIONSHIPS	
Pos	ADULT	No	CS	Pos	ADULT	No	CS	Pos	ADULT	No	CS	Pos	ADULT	No	CS	Pos	ADULT	No	CS	YEAR	ADULT
1	L PATEMAN	128	(7)	1	L PATEMAN	502	(19)	1	L PATEMAN	121	(4)	1	L PATEMAN	285	(14)	1	L PATEMAN	189	(6)	1992	N SISMEY
2	M CHADWICK	101	(9)	2	N SISMEY	400	(5)	2	S GOODLIP	86	(9)	2	S GOODLIP	99	(9)	2	N SISMEY	91	(5)	1993	J TAGUE
3	S GOODLIP	92	(7)	3	S GOODLIP	342	(5)	3	N SISMEY	86	(4)	3	A SMITH	57	(6)	3	S GOODLIP	72	(3)	1994	J TAGUE
4	N SISMEY	86	(3)	4	M CHADWICK	304	(10)	4	M CHADWICK	83	(7)	4	N SISMEY	51	(4)	4	M CHADWICK	66	(3)	1995	J TAGUE (3)
5	A SMITH	55	(4)	5	J SISMEY	210	(8)	5	J SISMEY	59	(3)	5	J TAGUE	48	(5)	5	A SMITH	61	(3)	1996	M CHADWICK
6	J SISMEY	50	(4)	6	W LANDER	183	(16)	6	A SMITH	49	(3)	6	J SISMEY	38	(4)	6	J SISMEY	39	(3)	1997	M CHADWICK
7	W LANDER	42	(11)	7	A SMITH	157	(4)	7	W LANDER	41	(9)	7	W LANDER	28	(5)	7	W LANDER	37	(11)	1998	N SISMEY
8	J TAGUE	26	(4)	8	J TAGUE	126	(5)	8	J TAGUE	28	(4)	8	M CHADWICK	22	(2)	8	J TAGUE	28	(3)	1999	N SISMEY
9	P REES	19	(2)	9	P REES	104	(3)	9	P REES	29	(2)	9	A McPEAKE	13	(2)	9	P REES	23	(2)	2000	M CHADWICK
10	A McPEAKE	16		10	A McPEAKE	101	(4)	10	A McPEAKE	16	(2)	10	P REES	12	(3)	10	A McPEAKE	13		2001	M CHADWICK
11	J LYMER	14		11	J NEALE	45	(6)	11	J LYMER	13	(2)	11	J NEALE	8	(2)	11	L SMITH	10	(2)	2002	S GOODLIP
12	J NEALE	9	(3)	12	L SMITH	37	(3)	12	J NEALE	9	(2)	12	L SMITH	7		12	D GARBETT	7		2003	L PATEMAN
13	L SMITH	6		13	J LYMER	36	(3)	13	S ANAND	5		13	C ROYTHORNE	6		13	J NEALE	6		2004	L PATEMAN
14	T BALDOCK	5	(2)	14	D GARBETT	30	(3)	13	M ALLSOPP	5		14	D GARBETT	5		13	M ALLSOPP	6		2005	M CHADWICK (5)
14	D GARBETT	5		15	S ANAND	25	(2)	13	T BALDOCK	5		15	T BALDOCK	4		15	J LYMER	5		2006	W LANDER
16	S ANAND	3		16	M ALLSOPP	21	(2)	16	C ROYTHORNE	4		15	T CHADWICK	4		16	T CHADWICK	4		2007	W LANDER
16	S REVITT	3	(2)	17	T BALDOCK	19	(8)	16	L SMITH	4	(2)	15	A BULLOCK	4		16	T BALDOCK	4	(2)	2008	W LANDER (3)
16	P LEVERS	3		18	G PEACH	17	(3)	16	D GARBETT	4		15	C BOWLES	4	(2)	18	S ANAND	3		2009	J SISMEY
16	J LAMB	3		19	A TURNBULL	15	(2)	16	A TURNBULL	4		19	D BRENTNALL	3		19	S REVITT	2	(2)	2010	L PATEMAN
20	S LANDER	2		20	C ROYTHORNE	12	(2)	20	S LANDER	3		19	G PEACH	3		19	D BRENTNALL	2		2011	L PATEMAN
20	D McPEAKE	2		20	S LANDER	12	(2)	20	G PEACH	3		19	J LYMER	3		19	D McPEAKE	2		2012	L PATEMAN (5)
20	A BULLOCK	2		22	D McPEAKE	11		22	S REVITT	2		19	J LAMB	3		19	R BLAKE	2		2013	J SISMEY
20	C ROYTHORNE	2		23	S REVITT	10	(5)	22	A J McPEAKE	2		23	S REVITT	2		19	K LYE	2		2014	J SISMEY (3)
20	G PEACH	2	(2)	23	T CHADWICK	10		22	R SEAMAN	2		23	A DAVIES	2	(2)	19	P LEVERS	2		2015	N SISMEY (4)
20	C BOWLES	2		23	A BULLOCK	10	(3)	22	D McPEAKE	2		23	A TURNBULL	2		19	J LAMB	2		2016	S GOODLIP
20	A TURNBULL	2		26	T MEASHAM	9		22	T CHADWICK	2		26	M ROGERS	1		19	C ROYTHORNE	2		2017	S GOODLIP
27	T MEASHAM	1		26	P LEVERS	9		22	J LAMB	2		26	M BRENTNALL	1		19	G PEACH	2		2018	S GOODLIP (4)
27	K LYE	1		26	J LAMB	9	(3)	22	R LITHERLAND	2		26	A J McPEAKE	1		19	A TURNBULL	2		2019	A SMITH
27	A DAVIES	1		29	N LAMBERT	7		29	K LYE	1		26	D McPEAKE	1		19	C BOWLES	2		2020	N/A
				30	T DINGLEY	6		29	R HILL	1		26	B JOHNSON	1		30	M ROGERS	1		2021	A SMITH
				31	A J McPEAKE	5	(2)	29	R BLAKE	1		26	S LANDER	1		30	S MINNIS	1		2022	A SMITH (3)
				31	R SEAMAN	5	(3)	29	P LEVERS	1		26	R SEAMAN	1		30	I BRENTNALL	1			
				31	J LEVERS	5		29	J ROYTHORNE	1		26	G WESTON	1		30	S PANK	1			
				34	M ROGERS	4		29	S SMITH	1		26	T MEASHAM	1		30	T DINGLEY	1			
				34	S MINNIS	4						26	J LEVERS	1		30	S LANDER	1			
				34	K LYE	4						26	R BLAKE	1		30	G WESTON	1			
				34	C BOWLES	4						26	S ANAND	1		30	J LEVERS	1			
				38	D BRENTNALL	3						26	P LEVERS	1		30	R HILL	1			
				38	R BLAKE	3						26	J ROYTHORNE	1		30	S SUMNER	1			
				38	R CROSSLAND	3						26	K ALCOCK	1		30	R CROSSLAND	1			
				41	I BRENTNALL	2						26	J J HUGHES-DOWD	1		30	J ROYTHORNE	1			
				41	R MASTERS	2										30	S SMITH	1			
				41	R LITHERLAND	2															
				44	P FOXLEY	1															
				44	S PANK	1															
				44	G WESTON	1															
				44	A FEARN	1															
				44	K PAYNE	1															
				44	J ROYTHORNE	1															
				44	K ALCOCK	1															
				44	A DAVIES	1															
				44	J CHELL	1															

IQR Means Individual Qualifying Rounds I.E. Yellow, Green, Red and Blue Lane on a Normal Club Night

JUNIOR STATISTICS 1992-2023 - AFTER DHORC 676

Sheet 1 of 4 (Note: Highlighted Names are Current 2023 Members, CS = Best Consecutive Results)

MEETINGS ATTENDED		RACES COMPLETED		DRIVER RANKING		FINALS WON						
Pos	JUNIOR	No	Pos	JUNIOR	No	Pos	JUNIOR	SCORE	Pos	JUNIOR	No	CS
1	A TURNBULL	152	1	R LITHERLAND	917	1	* L SMITH	1.113	1	R LITHERLAND	61	(5)
1	R LITHERLAND	152	2	A TURNBULL	905	2	* A HUGHES	1.175	2	J HENRY	59	(3)
3	T CHADWICK	147	3	L TURNBULL	807	3	* AJ McPEAKE	1.275	3	A HALL	56	
4	L TURNBULL	133	4	T CHADWICK	774	4	* J MELLOR	1.400	3	A TURNBULL	56	(2)
5	F HOLMES	130	5	F HOLMES	769	5	* L BOWLES	1.425	5	T CHADWICK	51	
6	G REYES-ENGLAND	128	6	G REYES-ENGLAND	766	6	* J HENRY	1.438	6	J SISMEY	47	
7	J HENRY	127	7	J HENRY	658	7	* A HALL	1.475	7	L BOWLES	38	
8	J SISMEY	120	8	J SISMEY	654	8	* R LITHERLAND	1.600	8	J MELLOR	36	
9	H SMITH	108	9	Z ROYTHORNE	602	9	* T MEASHAM	1.638	9	H SMITH	36	(2)
10	R REES	103	10	H SMITH	579	10	* A TURNBULL	1.663	10	L SMITH	33	
11	Z ROYTHORNE	100	11	T MEASHAM	550	11	* T CHADWICK	1.825	11	P CONNALLY	32	(2)
12	P CONNALLY	95	12	L BROOKS	539	12	* J SISMEY	1.838	12	M MINNIS	31	(2)
13	C BRENTNALL	94	13	B ROYTHORNE	504	13	* M MINNIS	2.000	12	A HUGHES	31	
14	T MEASHAM	93	14	P CONNALLY	500	14	* J PATEMAN	2.025	14	AJ McPEAKE	30	(2)
15	B ROYTHORNE	84	15	A HALL	490	15	* P CONNALLY	2.175	14	C BRENTNALL	30	(2)
16	L BROOKS	83	16	C BRENTNALL	486	16	* C BRENTNALL	2.275	14	J PATEMAN	30	
17	J MELLOR	82	17	J MELLOR	481	17	* JJ HUGHES-DOWD	2.300	14	G REYES-ENGLAND	30	
18	A HALL	80	18	R REES	467	17	* C BULLOCK	2.300	18	C BOWLES	28	
19	C BOWLES	78	19	J PATEMAN	428	19	* C BOWLES	2.313	18	L TURNBULL	28	(2)
20	T PANK	74	20	C BOWLES	402	20	* J LAWSON	2.463	20	F HOLMES	26	
21	L BOWLES	73	21	C BULLOCK	391	21	* K ASHWORTH	2.613	21	B ROYTHORNE	25	(2)
22	J LAWSON	72	22	K LEVERS	381	22	* H SMITH	2.763	21	Z ROYTHORNE	25	(3)
23	J PATEMAN	71	23	T PANK	378	22	* N GULL	2.763	23	R REES	24	
24	M MINNIS	68	24	A HUGHES	372	24	* T PANK	2.800	24	J STEVENSON	23	
25	C BULLOCK	66	24	Ca HOLLAND	372	25	* Z ROYTHORNE	3.038	24	T MEASHAM	23	(3)
25	K LEVERS	66	26	J MARTINEZ	369	26	* K LEVERS	3.125	26	L BROOKS	21	(2)
27	AJ McPEAKE	65	26	J LAWSON	369	27	* K ALI	3.188	27	T PANK	20	
28	A HUGHES	61	28	L SMITH	352	28	* L TURNBULL	3.238	27	J LAWSON	20	(2)
28	Ca HOLLAND	61	28	M LITHERLAND	352	29	* B ROYTHORNE	3.250	29	K LEVERS	15	
30	J MARTINEZ	59	30	M MINNIS	343	30	* P WALKER	3.325	30	D BARKER	14	
31	L SMITH	55	31	L BOWLES	338	31	* J THOMPSON	3.400	30	M LITHERLAND	14	
32	J STEVENSON	54	32	AJ McPEAKE	326	32	* J LISTER	3.700	32	J MARTINEZ	13	
33	M LITHERLAND	53	33	B BROOKS	325	33	* T GREEN	3.725	33	C DAVENPORT	12	
34	D BARKER	51	34	D PAUL	308	34	* P MARTIN	3.763	33	K ALI	12	
34	B BROOKS	51	35	L CHADWICK	277	34	* R COOK	3.763	33	D PAUL	12	(2)
36	D PAUL	49	36	J STEVENSON	276	36	* C DAVENPORT	3.775	36	M McNULTY	10	
37	S SCHULE	47	37	D BARKER	266	37	* S SLATER	3.813	36	P MARTIN	10	
37	L CHADWICK	47	38	P MARTIN	263	38	* K SCHOFIELD	3.888	36	S BOWMAN	10	
39	P WALKER	46	39	S BOWMAN	244	39	* K COOK	4.050	39	G HADDON	9	
40	P MARTIN	45	40	P WALKER	236	40	* F HOLMES	4.250	39	T GREEN	9	
41	J LISTER	41	41	S SCHULE	234	41	* G HADDON	4.500	39	N GULL	9	
41	S BOWMAN	41	41	J LISTER	234	42	* E HENRY	4.650	39	M BRADLEY	9	
43	J HAGUES	38	43	J HAGUES	221	43	* G REYES-ENGLAND	4.738	39	J THOMPSON	9	
44	K ALI	30	44	R COOK	197	44	* A OXSPRING	4.750	44	K SCHOFIELD	8	
45	M McNULTY	29	45	M BRADLEY	194	45	* R REES	4.800	44	L CHADWICK	8	
45	J BULLOCK	29	46	D JACKSON	190	46	* M BRADLEY	4.900	44	C BULLOCK	8	
45	R COOK	29	47	I BRADLEY	189	47	* D BARKER	5.038	44	B BROOKS	8	(2)
45	A OXSPRING	29	48	K ALI	185	48	* J STEVENSON	5.125	44	Ca HOLLAND	8	
45	I BRADLEY	29	48	E JACKSON	185	49	* R HUGHES	5.275	44	H TAYLOR	8	
45	M BRADLEY	29	50	N BRADFORD	172	50	* J ELMORE	5.600	50	R LEY	7	

(Driver Ranking = Average Position in Qualifying, Final Position, Fastest Lap & Race Laps Over Last 20 club nights)

JUNIOR STATISTICS 1992-2023 - AFTER DHORC 676

Sheet 2 of 4 (Note: Highlighted Names are Current 2023 Members, CS = Best Consecutive Results)

MEETINGS ATTENDED		RACES COMPLETED		DRIVER RANKING		FINALS WON					
Pos	JUNIOR	No	Pos	JUNIOR	No	Pos	JUNIOR	No	CS		
45	D JACKSON	29	51	A BRADFORD	169	50	* J MARTINEZ	5.600	50	A CHATTLE	7
52	C DAVENPORT	28	52	M SEO	163	52	* M SEO	5.675	50	A BRADFORD	7
52	E HENRY	28	52	K COOK	163	53	* A CHATTLE	5.863	50	JJ HUGHES-DOWD	7
52	E JACKSON	28	52	A OXSPRING	163	54	* L CHADWICK	6.025	54	S SLATER	6 (2)
55	K SCHOFIELD	27	52	S ROYTHORNE	163	55	* J WATSON	6.063	54	P WALKER	6 (2)
56	N GULL	26	56	N GULL	156	56	* M LITHERLAND	6.250	54	G CONNALLY	6
56	N BRADFORD	26	57	M McNULTY	154	57	* M McNULTY	6.288	54	E HENRY	6
56	JJ HUGHES-DOWD	26	57	J PERRY	154	58	* J BULLOCK	6.300	54	R COOK	6
59	G HADDON	25	59	R HUGHES	151	59	* B BROOKS	6.488	54	E JACKSON	6
59	A BRADFORD	25	60	J BULLOCK	150	60	* D PAUL	6.550	54	D JACKSON	6 (2)
59	S ROYTHORNE	25	61	C DAVENPORT	149	61	* D JACKSON	7.088	54	T JAMES	6 (2)
62	K COOK	24	62	K SCHOFIELD	144	62	* H TAYLOR	7.513	54	J HAGUES	6 (2)
62	J PERRY	24	63	E HENRY	143	63	* S SCHULE	7.825	63	L HAWLEY	5
62	J THOMPSON	24	64	G HADDON	138	64	* S BOWMAN	8.050	63	J BULLOCK	5
65	A CHATTLE	23	65	A CHATTLE	136	65	* E STOTT-ZAFIROPOULOS	8.063	63	A HARTLEY	5 (2)
65	L STOTT-ZAFIROPOULOS	23	66	L STOTT-ZAFIROPOULOS	135	66	* S MAFFIN	8.275	63	B CARRINGTON	5
65	J ELMORE	23	67	H TAYLOR	134	67	* L BROOKS	8.475	63	K ASHWORTH	5
68	J WATSON	22	68	K ASHWORTH	132	68	* S MARTINEZ	8.600	63	M WARREN	5
68	R MAFFIN	22	68	J ELMORE	132	69	* T SHARP	8.663	63	K COOK	5
68	T GREEN	22	70	T JAMES	131	70	* L STOTT-ZAFIROPOULOS	8.900	63	N BRADFORD	5
68	R HUGHES	22	71	E STOTT-ZAFIROPOULOS	130	71	* Ca HOLLAND	8.913	63	I PAUL	5 (2)
68	E STOTT-ZAFIROPOULOS	22	72	B RILEY	124	72	* R MAFFIN	8.988	63	J WOODHOUSE	5
73	K ASHWORTH	21	73	T GREEN	119	73	* N BRADFORD	9.550	73	A REES	4
73	H TAYLOR	21	74	S MARTINEZ	117	74	* I BRADLEY	9.688	73	J WATSON	4
73	S MARTINEZ	21	75	J WATSON	113	75	* J HAGUES	9.800	73	T SHARP	4
76	S SLATER	20	76	R MAFFIN	109	76	* S ROYTHORNE	10.000	73	M WATTS	4
76	T SHARP	20	77	S SLATER	108	77	* A BRADFORD	10.775	73	J LISTER	4
76	S MAFFIN	20	77	B CARRINGTON	108	78	* T JAMES	10.863	73	B JEFFRIES	4
76	T JAMES	20	79	T SHARP	103	79	* E JACKSON	12.500	73	E STOTT-ZAFIROPOULOS	4
80	B RILEY	19	79	J GRATTON	103	80	* J PERRY	13.813	73	L STOTT-ZAFIROPOULOS	4
80	E DOYLE	19	81	S MAFFIN	99	N/A	L CAPEWELL	2.438	73	J ELMORE	4
80	T STEVENSON	19	82	M WARREN	98	N/A	S GILLARD	2.725	73	S ROYTHORNE	4
83	B CARRINGTON	18	83	F McCANDLESS	96	N/A	M WARREN	2.817	73	E DOYLE	4
84	R LEY	17	84	R LEY	92	N/A	J WOODHOUSE	3.200	84	A PANK	3
84	G CONNALLY	17	84	J THOMPSON	92	N/A	A WATHEY	3.545	84	C CLARK	3
84	J GRATTON	17	86	G CONNALLY	91	N/A	K JACKSON	3.563	84	R HUGHES	3
87	A HARTLEY	15	87	JJ HUGHES-DOWD	88	N/A	T REES	3.667	84	J PERRY	3
87	J MOSEDALE	15	88	A HARTLEY	83	N/A	S TAGUE	3.813	84	J BLURTON	3
87	M WARREN	15	89	A WATHEY	72	N/A	A FEARN	3.850	84	T STEVENSON	3
87	J WOODHOUSE	15	89	J MOSEDALE	72	N/A	E DOYLE	3.895	90	C WOODCOCK	2
91	C KAVANAGH	13	89	B JEFFRIES	72	N/A	N ZIMMERMANN	3.969	90	Mat McNULTY	2
91	M WATTS	13	92	T STEVENSON	70	N/A	R LEY	4.103	90	J MOSEDALE	2
91	E WOODHOUSE	13	93	M WATTS	69	N/A	C CLARK	4.179	90	D SPENCER	2
94	J DOBBINS	12	94	I PAUL	68	N/A	D SPENCER	4.375	90	N ZIMMERMANN	2
94	F McCANDLESS	12	95	C KAVANAGH	65	N/A	N BLACK	4.375	90	A OXSPRING	2
96	A PANK	11	96	E DOYLE	65	N/A	M BUCKLEY	4.417	90	L BLAKE	2
96	A WATHEY	11	97	D JEFFRIES	62	N/A	M WESTON	4.438	90	D JEFFRIES	2 (2)
96	N McDONALD	11	98	A FEARN	61	N/A	T KERR	4.458	90	J GRATTON	2
99	S GILLARD	10	98	I MATTHEWS	61	N/A	L BLAKE	4.500	90	F McCANDLESS	2
99	A FEARN	10	100	J DOBBINS	60	N/A	M YEOMANS	4.563	90	I BRADLEY	2

JUNIOR STATISTICS 1992-2023 - AFTER DHORC 676

Sheet 3 of 4 (Note: Highlighted Names are Current 2023 Members, CS = Best Consecutive Results)

MEETINGS ATTENDED			RACES COMPLETED			DRIVER RANKING			FINALS WON			
Pos	JUNIOR	No	Pos	JUNIOR	No	Pos	JUNIOR	SCORE	Pos	JUNIOR	No	CS
99	I MATTHEWS	10	101	A PANK	58	N/A	T STEVENSON	4.961	90	E PAUL	2	(2)
102	L HAWLEY	9	102	N McDONALD	57	N/A	I MATTHEWS	5.075	90	B RILEY	2	
102	D NEALE	9	103	J BLURTON	56	N/A	J DOBBINS	5.083	90	J McDONALD	2	
102	C WOODCOCK	9	104	Ca BLURTON	55	N/A	N McDONALD	5.114	90	T KERR	2	
102	Mat McNULTY	9	105	E PAUL	54	N/A	A HARTLEY	5.212	105	S GILLARD	1	
102	B JEFFRIES	9	106	J WOODHOUSE	53	N/A	B REES	5.350	105	C KAVANAGH	1	
102	D JEFFRIES	9	107	N ZIMMERMANN	51	N/A	J MOSEDALE	5.462	105	D NEALE	1	
102	I PAUL	9	108	S GILLARD	50	N/A	E WOODHOUSE	5.519	105	A MILNER	1	
102	E PAUL	9	108	L HAWLEY	50	N/A	M WILLIS	5.750	105	T REES	1	
110	M SEO	8	110	S LIVESEY	49	N/A	B CARRINGTON	5.847	105	R MAFFIN	1	
110	Ti REES	8	111	C BARTLETT	48	N/A	J McDONALD	6.458	105	T ALLDREAD	1	
110	C BARTLETT	8	112	Mat McNULTY	47	N/A	B JEFFRIES	6.472	105	M HART	1	
110	Ca BLURTON	8	113	C WOODCOCK	46	N/A	L BELL	6.550	105	S MAFFIN	1	
110	J BLURTON	8	114	E WOODHOUSE	45	N/A	D GEBAUERS	6.750	105	D GEBAUERS	1	
115	A MILNER	7	115	D NEALE	44	N/A	D NEALE	7.083	105	L BELL	1	
115	A REES	7	116	C CLARK	41	N/A	L HAWLEY	7.083	105	M SEO	1	
115	C CLARK	7	117	Ti REES	40	N/A	D JEFFRIES	7.111	105	A FEARN	1	
115	N ZIMMERMANN	7	118	A REES	38	N/A	Mat McNULTY	7.167	105	I MATTHEWS	1	
115	M BUCKLEY	7	118	J McDONALD	38	N/A	C BARTLETT	7.344	105	M WILLIS	1	
120	M HART	6	120	A MILNER	36	N/A	J GRATTON	7.426	105	B REES	1	
120	S LIVESEY	6	121	B REES	35	N/A	M WATTS	7.519	105	S TAGUE	1	
120	SM BLURTON	6	122	M BUCKLEY	33	N/A	C WOODCOCK	8.056	105	L CAPEWELL	1	
120	J McDONALD	6	123	M HART	31	N/A	R FREEMAN	8.417	105	M BUCKLEY	1	
120	T KERR	6	123	A PARKIN	31	N/A	H MOHAMMED	8.500	105	S LIVESEY	1	
125	L BELL	5	123	SM BLURTON	31	N/A	G CONNALLY	8.588	105	L PARKIN	1	
125	B REES	5	126	L PARKIN	30	N/A	B RILEY	8.697	105	A PARKIN	1	
125	L BLAKE	5	127	K JACKSON	29	N/A	A STOTT	8.750	105	R FREEMAN	1	
125	A PARKIN	5	127	M WESTON	29	N/A	A MILNER	8.786	105	S MARTINEZ	1	
125	L PARKIN	5	127	R FREEMAN	29	N/A	M HART	9.417	105	E DOYLE	1	
130	D SPENCER	4	130	L BELL	26	N/A	Ca BLURTON	9.594				
130	M YEOMANS	4	130	M YEOMANS	26	N/A	J BLURTON	9.781				
130	M WILLIS	4	132	S TAGUE	24	N/A	A PANK	10.114				
130	S TAGUE	4	132	T KERR	24	N/A	T ALLDREAD	10.167				
130	K JACKSON	4	134	D SPENCER	23	N/A	E GIBBS	10.417				
130	L CAPEWELL	4	135	M WILLIS	20	N/A	F McCANDLESS	10.558				
130	M WESTON	4	135	L CAPEWELL	20	N/A	C KAVANAGH	10.692				
137	T REES	3	137	T REES	16	N/A	Ti REES	10.719				
137	D ALLDREAD	3	137	T ALLDREAD	16	N/A	D ALLDREAD	10.750				
137	T ALLDREAD	3	137	D GEBAUERS	16	N/A	A REES	10.786				
137	D GEBAUERS	3	140	D ALLDREAD	15	N/A	SM BLURTON	10.833				
137	E GIBBS	3	140	E GIBBS	15	N/A	A PARKIN	11.300				
137	R FREEMAN	3	142	H MOHAMMED	14	N/A	E PAUL	11.806				
143	N BLACK	2	143	L BLAKE	13	N/A	L PARKIN	12.900				
144	H MOHAMMED	1	144	N BLACK	10	N/A	S LIVESEY	13.083				
144	A STOTT	1	145	A STOTT	5	N/A	I PAUL	13.667				

JUNIOR STATISTICS 1992-2023, AFTER DHORC 676

Sheet 4 of 4 (Note: Highlighted Names are Current 2023 Members, CS = Best Consecutive Result)

POLES				IQR's				WINS				FASTEST LAPS				BEST RACE LAP'S				CHAMPIONSHIPS	
Pos	JUNIOR	No	CS	Pos	JUNIOR	No	CS	Pos	JUNIOR	No	CS	Pos	JUNIOR	No	CS	Pos	JUNIOR	No	CS	YEAR	JUNIOR
1	R LITHERLAND	61	(6)	1	J SISMEY	215	(14)	1	A HALL	49	(13)	1	J SISMEY	59	(11)	1	R LITHERLAND	63	(7)	1992	S SLATER
2	J SISMEY	56	(11)	2	R LITHERLAND	201	(12)	2	R LITHERLAND	46	(5)	2	R LITHERLAND	58	(7)	2	T CHADWICK	51	(7)	1993	M MINNIS
3	J MELLOR	46	(10)	3	A TURNBULL	194	(16)	3	J SISMEY	45	(6)	3	A HALL	45	(15)	3	A HALL	50	(16)	1994	M MINNIS (2)
4	A TURNBULL	44	(5)	4	J MELLOR	193	(15)	3	A TURNBULL	45	(5)	4	T CHADWICK	43	(8)	4	J SISMEY	45	(11)	1995	AJ McPEAKE
5	A HALL	42	(11)	5	A HALL	177	(22)	5	T CHADWICK	44	(5)	5	A HUGHES	35	(12)	5	AJ McPEAKE	33	(6)	1996	AJ McPEAKE (2)
6	AJ McPEAKE	34	(12)	6	T CHADWICK	165	(13)	6	J MELLOR	35	(3)	6	AJ McPEAKE	33	(7)	5	L SMITH	33	(20)	1997	C BRENTNALL
7	T CHADWICK	33	(4)	7	L SMITH	135	(29)	7	L SMITH	33	(9)	6	L SMITH	33	(18)	5	J MELLOR	33	(6)	1998	T PANK
7	L SMITH	33	(18)	8	M MINNIS	128	(10)	8	M MINNIS	31	(9)	8	M MINNIS	30	(8)	8	A HUGHES	32	(11)	1999	C BOWLES
9	J HENRY	31	(6)	9	AJ McPEAKE	123	(8)	9	AJ McPEAKE	29	(6)	9	J PATEMAN	29	(9)	9	J PATEMAN	31	(6)	2000	J HENRY
10	M MINNIS	30	(8)	10	A HUGHES	112	(24)	9	L BOWLES	29	(6)	10	L BOWLES	28	(9)	9	A TURNBULL	31	(4)	2001	J HENRY (2)
11	J PATEMAN	29	(6)	11	J HENRY	110	(12)	11	J HENRY	28	(4)	11	A TURNBULL	26	(4)	8	L BOWLES	31	(7)	2002	T CHADWICK
11	L BOWLES	29	(7)	12	J PATEMAN	104	(6)	11	J PATEMAN	28	(4)	12	J HENRY	25	(9)	12	M MINNIS	27	(8)	2003	J SISMEY
13	A HUGHES	28	(11)	13	T MEASHAM	93	(11)	13	A HUGHES	22	(6)	12	J MELLOR	25	(6)	13	J HENRY	25	(5)	2004	J SISMEY (2)
14	C BRENTNALL	24	(9)	14	C BRENTNALL	87	(5)	14	C BRENTNALL	18	(3)	14	C BRENTNALL	20	(7)	14	C BRENTNALL	22	(7)	2005	T CHADWICK (2)
15	T MEASHAM	20	(5)	15	L BOWLES	81	(19)	14	T MEASHAM	18	(3)	14	T PANK	20	(5)	15	Z ROYTHORNE	17	(6)	2006	T MEASHAM
16	T PANK	16	(2)	16	C BOWLES	56	(4)	16	C BOWLES	15	(2)	16	H SMITH	19	(4)	16	T PANK	15	(3)	2007	A HUGHES
17	C BOWLES	11	(3)	17	F HOLMES	52	(3)	17	K LEVERS	13	(3)	17	K LEVERS	15	(3)	17	C BOWLES	13	(2)	2008	L SMITH
17	H SMITH	11	(4)	18	T PANK	51	(4)	18	T PANK	12	(2)	18	B ROYTHORNE	14	(4)	17	K LEVERS	13	(3)	2009	L SMITH (2)
19	J LAWSON	10	(4)	19	P CONNALLY	44	(9)	18	H SMITH	12	(3)	18	Z ROYTHORNE	14	(4)	19	P CONNALLY	12	(3)	2010	K LEVERS
20	N GULL	9	(3)	20	K LEVERS	42	(4)	20	F HOLMES	10		20	P CONNALLY	10	(3)	19	T MEASHAM	12	(3)	2011	J MELLOR
21	P CONNALLY	7	(3)	21	Z ROYTHORNE	40	(2)	20	Z ROYTHORNE	10	(2)	20	T MEASHAM	10	(2)	21	N GULL	10	(3)	2012	J MELLOR (2)
21	K ASHWORTH	7	(2)	22	N GULL	29	(4)	20	J LAWSON	10	(3)	22	N GULL	9	(4)	21	H SMITH	10	(4)	2013	J PATEMAN
21	K LEVERS	7	(2)	23	H SMITH	25	(16)	23	P CONNALLY	7		22	J LAWSON	9	(3)	23	J LAWSON	9	(3)	2014	A HALL
21	Z ROYTHORNE	7	(2)	24	B ROYTHORNE	24	(4)	23	N GULL	7		24	C BOWLES	7	(2)	24	K ASHWORTH	5	(2)	2015	A HALL (2)
25	B ROYTHORNE	6		25	R REES	23	(2)	25	J STEVENSON	5	(2)	25	P MARTIN	6		24	B ROYTHORNE	5		2016	R LITHERLAND
26	F HOLMES	5	(2)	25	J LAWSON	23	(4)	25	R REES	5		26	K ASHWORTH	5	(2)	26	M WARREN	4		2017	R LITHERLAND (2)
26	J HUGHES-DOWD	5	(2)	27	K ASHWORTH	21	(5)	25	K ALI	5	(3)	26	J LISTER	5		26	J LISTER	4		2018	A TURNBULL
28	G HADDON	3		28	L TURNBULL	18	(2)	25	C BULLOCK	5		26	F HOLMES	5		26	J HUGHES-DOWD	4	(2)	2019	A TURNBULL (2)
28	S GILLARD	3	(2)	29	K ALI	16	(5)	25	K ASHWORTH	5	(2)	29	D BARKER	4		29	C DAVENPORT	3		2020	N/A
28	S SLATER	3	(2)	29	J LISTER	16	(2)	25	J HUGHES-DOWD	5		29	Ca HOLLAND	4	(2)	29	S SLATER	3	(2)	2021	H SMITH
28	C BULLOCK	3		31	J HUGHES-DOWD	17	(5)	31	G HADDON	4	(2)	29	J HUGHES-DOWD	4		29	D BARKER	3		2022	L BOWLES
28	M WARREN	3		32	C BULLOCK	14	(4)	31	M WARREN	4	(2)	32	C DAVENPORT	3		29	J WOODHOUSE	3			
28	J LISTER	3	(2)	33	M WARREN	13	(2)	31	J LISTER	4		32	M WARREN	3		33	K ALI	3	(2)		
28	L TURNBULL	3		34	S GILLARD	12	(3)	31	B ROYTHORNE	4		32	M BUCKLEY	3		33	C BULLOCK	2			
35	J STEVENSON	2		35	C DAVENPORT	10		35	S SLATER	3	(2)	32	E WOODHOUSE	3	(2)	33	L BLAKE	2			
35	R REES	2		35	G HADDON	10		35	K SCHOFIELD	3		36	S SLATER	2		33	P MARTIN	2			
35	Ca HOLLAND	2		35	P MARTIN	10	(2)	35	L TURNBULL	3	(2)	36	J STEVENSON	2		33	F HOLMES	2			
35	A CHATTLE	2		38	S SLATER	9	(4)	35	J WOODHOUSE	3		36	R REES	2		33	G REYES-ENGLAND	2			
35	E WOODHOUSE	2		38	R COOK	9	(2)	39	C DAVENPORT	2		36	K ALI	2	(2)	39	S GILLARD	1			
40	C DAVENPORT	1		40	K COOK	6	(3)	39	L BLAKE	2		36	M LITHERLAND	2		39	K SCHOFIELD	1			
40	K ALI	1		41	J STEVENSON	6		39	A CHATTLE	2		41	K SCHOFIELD	1		39	G HADDON	1			
40	K COOK	1		41	Ca HOLLAND	6		39	P MARTIN	2		41	J BULLOCK	1		39	J STEVENSON	1			
40	R COOK	1		43	D BARKER	4		39	G REYES-ENGLAND	2		41	A HARTLEY	1		39	E HENRY	1			
40	L BLAKE	1		43	C CLARK	4	(3)	44	S GILLARD	1		41	C BULLOCK	1		39	J BULLOCK	1			
40	P MARTIN	1		43	R HUGHES	4		44	E HENRY	1		41	K COOK	1		39	C CLARK	1			
40	B JEFFRIES	1		43	B BROOKS	4		44	J BULLOCK	1		41	K JACKSON	1		39	R REES	1			
40	M LITHERLAND	1		47	K SCHOFIELD	3	(2)	44	S TAGUE	1		41	M BRADLEY	1		39	K COOK	1			
40	D PAUL	1		47	M McMLTY	3		44	L CAPEWELL	1		41	J ELMORE	1		39	S TAGUE	1			
40	J WOODHOUSE	1		47	K JACKSON	3		44	M BUCKLEY	1		41	D PAUL	1		39	K JACKSON	1			
				47	A WATHEY	3		44	B JEFFRIES	1		41	S ROYTHORNE	1		39	A WATHEY	1			
				47	A CHATTLE	3		44	M LITHERLAND	1		41	J WOODHOUSE	1		39	Ca HOLLAND	1			
				47	B JEFFRIES	3		44	J THOMPSON	1						39	M BUCKLEY	1			
				47	D PAUL	3	(2)	44	E DOYLE	1						39	A CHATTLE	1			
				54	J WATSON	2										39	M BRADLEY	1			
				54	S SCHULE	2										39	M LITHERLAND	1			
				54	E HENRY	2										39	L TURNBULL	1			
				54	J BULLOCK	2										39	E DOYLE	1			
				54	S TAGUE	2	(2)														
				54	M BRADLEY	2															
				54	M WESTON	2															
				54	M LITHERLAND	2															
				54	E STOTT-ZAFIROPOULO	2															
				54	L BROOKS	2															
				54	D JACKSON	2															
				54	J THOMPSON	2															
				54	E WOODHOUSE	2															
				67	P WALKER	1															
				67	T SHARP	1															
				67	R LEY	1															
				67	A HARTLEY	1															
				67	J MOSEDALE	1															
				67	D SPENCER	1															
				67	T REES	1															
				67	M YEOMANS	1															
				67	A OXSPRING	1															
				67	L BLAKE	1															
				67	J GRATTON	1															
				67	G REYES-ENGLAND	1															
				67	S ROYTHORNE	1															
				67	J MARTINEZ	1															
				67	E DOYLE	1															
				67	J WOODHOUSE	1															
				67	R HUGHES	1															

IQR Means Individual Qualifying Rounds I.E. Yellow, Green, Red and Blue Lanes on a Normal Club Night

Outright Track Record Holders After DHORC 676

Adults

Pos	Name	Qualifying	F1	GC	F1	GC	Total
			Fastest Laps	Fastest Laps	Race Laps	Race Laps	
1	L Pateman	36	45	64	28	50	223
2	S Goodlip	21	36	11	30	17	115
3	A Smith	30	11	26	12	25	104
4	N Sismey	16	8	12	16	16	68
5	J Sismey	15	7	8	14	12	56
6	M Chadwick	12			8	9	29
7	W Lander	9	5	3	6		23
8	P Rees	3	3		11	3	20
9	A McPeake	4	3	5	7		19
10	J Tague	4	3	2	3	5	17
11	J Lymer	4	2	1	2	1	10
12	T Baldock	3	1	1	1	2	8
13	D Garbett	1	1	1	3	1	7
13	A Turnbull	2	2		3		7
15	L Smith	2	1	3			6
16	C Roythorne		2	2		1	5
17	J Neale				2	1	3
17	S Anand	1			1	1	3
17	T Chadwick		1		2		3
17	J Lamb	1		1	1		3
21	M Allsopp				2		2
21	S Lander			1	1		2
21	C Bowles	1	1				2
24	G Peach		1				1
24	D McPeake		1				1
24	J Roythorne				1		1
24	JJ Hughes-Dowd		1				1
24	S Smith				1		1
24	S Pank				1		1
Total		154	123	132	137	138	741

Note: Some Records Can Be Held By More Than One Member - Highlighted Names 2023 Members

Outright Track Record Holders After DHORC 676

Juniors

Pos	Name	Qualifying	F1	GC	F1	GC	Total
			Fastest Laps	Fastest Laps	Race Laps	Race Laps	
1	A Turnbull	31	22	16	34	17	120
2	R Litherland	24	21	26	14	28	113
3	J Sismey	15	15	12	11	17	70
4	A Hall	12	8	6	13	11	50
5	T Chadwick	7	6	10	7	19	49
6	L Bowles	16	4	5	5	11	41
7	AJ McPeake	10	9	4	9	4	36
8	T Measham	6	4	1	13	3	27
8	J Henry	2	9	5	9	2	27
10	J Mellor	10	4	4	2	4	24
11	H Smith	7	5	5	3	2	22
12	M Minnis	6	2	4	2	5	19
13	Z Roythorne	2	2	6		8	18
14	J Pateman	4	4	5	1	3	17
15	B Roythorne	1	1	6		2	10
16	F Holmes	1	3	2	3		9
16	C Brentnall		2	3		4	9
18	J Lawson	1	2	2	3		8
18	A Hughes	2	1	5			8
18	L Smith		4		4		8
21	T Pank		1	3	2		6
21	C Bowles	2	1		1	2	6
23	E Woodhouse	2	1	2			5
24	P Connally		1	3			4
24	R Rees	1	1	1		1	4
24	K Ashworth	1	1	1		1	4
24	L Turnbull	1	1		2		4
24	J Woodhouse	1		1	2		4
29	K Levers		1		1	1	3
29	JJ Hughes-Dowd	2	1				3
31	P Martin		1		1		2
31	N Gull		1		1		2
33	Ca Holland			1			1
33	E Henry		1				1
33	C Clark					1	1
33	K Ali				1		1
33	B Brooks				1		1
33	J Elmore		1				1
33	S Roythorne			1			1
33	A Hartley			1			1
Total		167	141	141	145	146	740

Note: Some Records Can Be Held By More Than One Member - Highlighted Names 2023 Members

DHORC Statistics 2023

Poles		Adult			Junior			Poles	
Records		Name	Total	2023	Name	Total	2023	Records	
All Time		L Pateman	128	6	L Bowles	29	11	All Time	
L Pateman	128	S Goodlip	92	5	H Smith	11		R Litherland	61
Season		N Sismey	86	1	J Lawson	10		Season	
S Goodlip	17	A Smith	55	5	JJ Hughes-Dowd	5	4	L Smith	21
		P Rees	19	1	E Woodhouse	2	2		
		L Smith	6		J Woodhouse	1	1		
		D Garbett	5						
		G Peach	2						
		C Bowles	2						
		A Turnbull	2	1					
Race Wins		Adult			Junior			Race Wins	
Records		Name	Total	2023	Name	Total	2023	Records	
All Time		L Pateman	121	5	L Bowles	29	13	All Time	
L Pateman	121	S Goodlip	88	5	H Smith	12		A Hall	49
Season		N Sismey	86	1	J Lawson	10		Season	
W Lander	16	A Smith	49	5	JJ Hughes-Dowd	5	4	L Smith	20
		P Rees	29	1	J Woodhouse	3	2	A Hall	20
		D Garbett	4		J Thompson	1			
		L Smith	4		E Doyle	1			
		A Turnbull	4	1					
		G Peach	3						
		R Litherland	2						
		S Smith	1	1					
Fast Laps		Adult			Junior			Fast Laps	
Records		Name	Total	2023	Name	Total	2023	Records	
All Time		L Pateman	285	5	L Bowles	28	12	All Time	
L Pateman	285	S Goodlip	59	5	H Smith	19	1	J Sismey	59
Season		A Smith	57	5	J Lawson	9		Season	
L Pateman	19	N Sismey	51	1	JJ Hughes-Dowd	3	2	L Smith	21
A Smith	19	P Rees	12		E Woodhouse	3	3		
		L Smith	7		J Woodhouse	1	1		
		D Garbett	5						
		C Bowles	4	1					
		G Peach	3						
		A Turnbull	2						
		JJ Hughes-Dowd	1	1					
Race Laps		Adult			Junior			Race Laps	
Records		Name	Total	2023	Name	Total	2023	Records	
All Time		L Pateman	189	7	L Bowles	31	14	All Time	
L Pateman	189	N Sismey	91	1	H Smith	10		R Litherland	63
Season		S Goodlip	72	6	J Lawson	9		Season	
W Lander	16	A Smith	61	4	JJ Hughes-Dowd	4	3	A Hall	22
		P Rees	23		J Woodhouse	3	2		
		L Smith	10		E Doyle	1			
		D Garbett	7						
		G Peach	2						
		A Turnbull	2						
		C Bowles	2						
		S Smith	1	1					

Current Members Best Ever Position Records after DHORC 676

Qualifying				Final Position				Fastest Laps				Race Laps			
Pos	Adult	DHORC	Gap	Pos	Adult	DHORC	Gap	Pos	Adult	DHORC	Gap	Pos	Adult	DHORC	Gap
1	S Goodlip	676	0	1	A Smith	676	0	1	S Goodlip	676	0	1	A Smith	676	0
1	L Pateman	674	2	1	A Turnbull	675	1	1	N Sismey	672	1	1	S Goodlip	675	1
1	A Smith	673	3	1	L Pateman	674	2	1	A Pateman	674	2	1	L Pateman	674	2
1	N Sismey	672	4	1	N Sismey	673	3	1	A Smith	673	3	1	N Sismey	673	3
1	A Turnbull	671	5	1	S Goodlip	672	4	1	C Bowles	669	7	1	S Smith	671	3
1	P Rees	661	15	1	S Smith	671	5	1	D Garbett	657	19	1	D Garbett	657	19
1	C Bowles	647	29	1	P Rees	665	11	1	A Turnbull	625	51	1	C Bowles	653	23
1	D Garbett	625	51	1	R Litherland	652	24	1	A Smith	591	85	1	P Rees	649	27
1	L Smith	591	85	1	D Garbett	611	65	1	G Peach	565	111	1	A Turnbull	635	41
1	G Peach	565	111	1	L Smith	566	110	1	P Rees	497	179	1	L Smith	579	97
2	A Woodhouse	674	2	1	G Peach	537	139	2	R Litherland	624	52	1	G Peach	565	111
2	R Litherland	624	52	2	C Bowles	600	76	2	L Bowles	675	1	2	R Litherland	624	52
4	D Hughes-Dowd	671	5	3	L Blacker	673	3	4	S Smith	671	5	2	A Woodhouse	672	1
4	D Turnbull	658	18	3	A Woodhouse	672	4	4	L Blacker	658	18	3	L Blacker	672	1
4	L Blacker	650	26	3	D Turnbull	527	149	4	D Turnbull	564	112	4	L Bowles	674	2
5	S Smith	671	5	4	L Bowles	674	2	5	A Woodhouse	674	2	4	S Gray	672	4
5	S Gray	627	49	4	S Gray	672	4	6	D Latham	671	5	5	D Latham	672	4
6	D Latham	674	2	5	D Latham	672	4	6	JJ Hughes-Dowd	670	6	6	D Turnbull	596	80
6	L Bowles	669	7	6	R Lawson	530	146	6	H Smith	658	18	6	R Lawson	530	146
7	H Smith	672	4	7	JJ Hughes-Dowd	673	3	6	J Lawson	650	26	7	JJ Hughes-Dowd	673	3
7	M Dutton	649	27	7	J Lawson	650	26	7	S Gray	635	41	8	H Smith	657	19
7	R Lawson	629	47	8	H Smith	657	19	7	M Dutton	672	1	8	J Lawson	650	26
8	JJ Hughes-Dowd	674	2	8	M Dutton	649	27	8	R Lawson	530	146	8	M Dutton	647	29
8	J Lawson	650	26	11	D Hughes-Dowd	667	9	11	D Hughes-Dowd	669	7	10	A Stevenson	667	9
10	A Thompson	646	30	13	A Thompson	645	31	11	A Stevenson	655	21	11	D Hughes-Dowd	673	3
11	A Stevenson	658	18	14	A Stevenson	657	19	12	A Thompson	644	32	11	A Thompson	655	21
Pos	Junior	DHORC	Gap	Pos	Junior	DHORC	Gap	Pos	Junior	DHORC	Gap	Pos	Junior	DHORC	Gap
1	L Bowles	676	0	1	L Bowles	676	0	1	L Bowles	676	0	1	L Bowles	676	0
1	E Woodhouse	674	2	1	JJ Hughes-Dowd	675	1	1	H Smith	675	1	1	J Woodhouse	673	3
1	J Woodhouse	672	4	1	J Woodhouse	673	3	1	E Woodhouse	674	2	1	JJ Hughes-Dowd	668	8
1	JJ Hughes-Dowd	668	8	1	J Smith	657	19	1	J Woodhouse	674	2	1	H Smith	657	19
1	H Smith	658	18	1	J Lawson	656	20	1	JJ Hughes-Dowd	667	9	1	J Lawson	656	20
1	J Lawson	656	20	1	E Doyle	649	27	1	J Lawson	655	21	1	E Doyle	649	27
2	E Doyle	660	16	1	J Thompson	640	36	2	E Doyle	646	30	2	J Thompson	636	40
2	J Thompson	636	40	2	T Stevenson	653	23	2	J Thompson	636	40	2	T Stevenson	670	6
3	T Stevenson	661	15	4	E Woodhouse	671	5	4	T Stevenson	659	17	4	T Stevenson	663	13

Distance Covered In DHORC Club Championship 2023

Pos	Competitor	Class	Laps	Feet	Feet / Race	Miles	Races
1	S Goodlip	A	1,526.8	153,361	2,359	29.0	65
2	A Turnbull	A	1,432.9	145,429	2,237	27.5	65
3	P Rees	A	1,434.3	144,796	2,098	27.4	69
4	N Sismey	A	1,399.3	139,785	2,118	26.5	66
5	L Pateman	A	1,388.2	137,738	2,375	26.1	58
6	A Smith	A	1,354.8	135,807	2,302	25.7	59
7	L Blacker	A	1,301.4	130,645	1,893	24.7	69
8	C Bowles	A	1,217.1	123,528	2,206	23.4	56
9	D Turnbull	A	1,191.7	120,635	2,045	22.8	59
10	JJ Hughes-Dowd	J	1,137.0	114,695	1,821	21.7	63
11	L Bowles	J	1,112.9	112,096	1,967	21.2	57
12	G Peach	A	1,056.9	104,849	2,140	19.9	49
13	S Gray	A	978.5	98,472	1,824	18.6	54
14	D Hughes-Dowd	A	935.0	94,764	1,579	17.9	60
15	R Litherland	A	928.4	88,938	2,169	16.8	41
16	D Latham	A	792.7	82,198	1,712	15.6	48
17	J Woodhouse	J	735.0	75,636	1,609	14.3	47
18	A Woodhouse	A	717.2	73,199	1,664	13.9	44
19	A Stevenson	A	691.1	68,889	1,862	13.0	37
20	T Stevenson	J	614.6	61,284	1,362	11.6	45
21	H Smith	J	589.0	60,428	1,679	11.4	36
22	S Smith	A	583.3	60,046	1,716	11.4	35
23	J Thompson	A	527.1	51,313	1,655	9.7	31
24	E Woodhouse	J	480.8	49,489	1,100	9.4	45
25	A Thompson	A	464.9	45,722	1,759	8.7	26
26	JJ Hughes-Dowd	A	396.2	40,512	2,026	7.7	20
27	R Lawson	A	416.5	39,470	1,518	7.5	26
28	J Lawson	J	348.3	32,587	1,552	6.2	21
29	H Smith	A	267.7	27,663	1,976	5.2	14
30	L Bowles	A	254.1	26,171	2,013	5.0	13
31	L Smith	A	205.8	22,061	1,576	4.2	14
32	D Garbett	A	199.0	21,106	2,111	4.0	10
33	M Dutson	A	157.1	16,159	1,347	3.1	12
34	E Doyle	J	145.9	15,513	1,724	2.9	9
35	J Lawson	A	130.1	12,004	1,715	2.3	7
Pos	Competitor	Class	27,111.6	2,726,988.3	1,851.6	516.5	1,430

Next Circuit

Monaco



Where Do We Race Next?

What Are The Records?

Who Has Been On The Podium?

Circuit History

Circuit de Monaco is a 3.337 km (2.074 mi) street circuit laid out on the city streets of Monte Carlo and La Condamine around the harbour of the Principality of Monaco. It is commonly, and even officially, referred to as "Monte Carlo" because it is largely inside the Monte Carlo neighbourhood of Monaco.

The circuit is annually used on three weekends in April–May for Formula One Monaco Grand Prix, Formula E Monaco ePrix and Historic Grand Prix of Monaco. Formula One's respective feeder series over the years – Formula 3000, GP2 Series and today the Formula 2 championship and Porsche Supercup – also visit the circuit concurrently with Formula One. The Monaco Grand Prix is one of the three events victories in which count towards the Triple Crown of Motorsport.

Round 5		Monaco (Monte Carlo)		Rounds 19&20	
Previous Results					
Adults			1st	2nd	3rd
DHORC 11	30-Mar-1993	111'2"	S Revitt	J Neale	P Foxley
DHORC 12	20-Apr-1993	111'2"	N Sismey	J Neale	S Revitt
DHORC 13	11-May-1993	111'2"	N Sismey	J Neale	A Smith
DHORC 14	01-Jun-1993	111'2"	N Sismey	J Neale	J Tague
DHORC 75	28-Jan-1997	111'2"	S Goodlip	N Sismey	M Chadwick
DHORC 95	27-Jan-1998	111'2"	N Sismey	J Tague	M Chadwick
DHORC 115	26-Jan-1999	111'2"	N Sismey	M Chadwick	S Goodlip
DHORC 135	25-Jan-2000	111'2"	M Chadwick	A McPeake	T Dingley
DHORC 242	11-Jan-2005	111'2"	M Chadwick	L Pateman	N Sismey
DHORC 303	09-Oct-2007	104'10"	W Lander	N Sismey	P Rees
DHORC 338	12-May-2009	104'10"	N Sismey	J Sismey	A McPeake
DHORC 390	10-May-2011	93'4"	M Allsopp	S Anand	P Rees
DHORC 442	07-May-2013	93'4"	N Sismey	J Sismey	L Pateman
DHORC 530	18-Oct-2016	106'3"	P Rees	S Goodlip	A Davies
DHORC 597	30-Apr-2019	106'3"	A Smith	N Sismey	D Garbett
DHORC 663	14-Mar-2023	106'3"	S Goodlip	N Sismey	A Smith
DHORC 677	12-Sep-2023	106'3"			
DHORC 678	12-Sep-2023	106'3"			
Juniors			1st	2nd	3rd
DHORC 11	30-Mar-1993	111'2"	M Minnis	AJ McPeake	S Slater
DHORC 12	20-Apr-1993	111'2"	M Minnis	AJ McPeake	K Schofield
DHORC 13	11-May-1993	111'2"	M Minnis	AJ McPeake	K Schofield
DHORC 14	01-Jun-1993	111'2"	M Minnis	AJ McPeake	S Slater
DHORC 75	28-Jan-1997	111'2"	C Bowles	T Pank	C Brentnall
DHORC 95	27-Jan-1998	111'2"	T Pank	T Sharp	C Bowles
DHORC 115	26-Jan-1999	111'2"	C Bowles	C Brentnall	T Pank
DHORC 135	25-Jan-2000	111'2"	E Henry	M McNulty	J Henry
DHORC 242	11-Jan-2005	111'2"	T Chadwick	J Sismey	K All
DHORC 303	09-Oct-2007	104'10"	A Hughes	C Bullock	L Smith
DHORC 338	12-May-2009	104'10"	L Smith	K Levers	L Capewell
DHORC 390	10-May-2011	93'4"	J Mellor	K Levers	
DHORC 442	07-May-2013	93'4"	J Pateman	J Lister	A Hall
DHORC 530	18-Oct-2016	106'3"	F Holmes	R Litherland	G Reyes-England
DHORC 597	30-Apr-2019	106'3"	A Turnbull	L Turnbull	J Martinez
DHORC 663	14-Mar-2023	106'3"	JJ Hughes-Dowd	J Lawson	L Bowles
DHORC 677	12-Sep-2023	106'3"			
DHORC 678	12-Sep-2023	106'3"			

Circuit Records			Lap Length 106' 3"	
Qualifying	A Smith	30Apr19	78.0 Laps	
Fastest Laps	S Goodlip	14Mar23	8.56 secs	
F1	A Smith	30Apr19	6.65 secs	
Race Laps	A Smith	30Apr19	18.8 Laps	
GC	A Smith	30Apr19	22.8 Laps	
Final Points	J Lavers	10May11	5.0 Points	

DHORC 677 & 678

Monaco Best Off Chart 1 (Adults)

Qualifying					Open Wheel Race Laps					Enclosed Wheel Race Laps							
Pos	Adult	Laps	W/D	MPH	Date	Pos	Adult	Laps	W/D	MPH	Date	Pos	Adult	Laps	W/D	MPH	Date
1	A Smith	78.0	D	7.848	30-Apr-19	1	A Smith	18.8	D	7.566	30-Apr-19	1	A Smith	22.8	D	9.176	30-Apr-19
2	S Goodlip	76.8	D	7.727	14-Mar-23	2	S Goodlip	17.8	D	7.164	14-Mar-23	2	L Pateman	22.6	D	9.096	30-Apr-19
3	N Sismey	73.9	D	7.435	14-Mar-23	3	P Rees	17.7	D	7.124	14-Mar-23	3	S Goodlip	22.5	D	9.055	14-Mar-23
4	L Pateman	72.9	D	7.335	14-Mar-23	4	N Sismey	17.6	D	7.083	14-Mar-23	4	C Bowles	21.1	D	8.492	14-Mar-23
5	D Garbett	71.6	D	7.204	30-Apr-19	5	L Pateman	17.2	D	6.922	14-Mar-23	5	N Sismey	21.0	D	8.452	14-Mar-23
6	C Bowles	71.4	D	7.184	14-Mar-23	6	A Turnbull	16.8	D	6.761	14-Mar-23	6	P Rees	20.9	D	8.411	30-Apr-19
7	P Rees	71.1	D	7.154	30-Apr-19	7	D Garbett	16.6	D	6.681	30-Apr-19	7	A Turnbull	20.7	D	8.331	30-Apr-19
8	A Turnbull	70.7	D	7.114	14-Mar-23	7	C Bowles	16.6	D	6.681	30-Apr-19	8	D Garbett	20.6	D	8.291	30-Apr-19
9	J Lymer	68.5	D	6.892	30-Apr-19	9	A Davies	16.3	W	6.560	18-Oct-16	9	R Litherland	19.5	D	7.848	14-Mar-23
10	R Litherland	66.0	D	6.641	14-Mar-23	9	J Lymer	16.3	D	6.560	30-Apr-19	10	J Lymer	19.3	D	7.768	30-Apr-19
11	G Peach	65.6	D	6.600	30-Apr-19	11	D Turnbull	16.0	D	6.439	14-Mar-23	10	G Peach	19.3	D	7.768	30-Apr-19
12	D Turnbull	62.4	D	6.278	14-Mar-23	12	G Peach	15.8	D	6.359	30-Apr-19	12	L Blacker	18.6	D	7.486	14-Mar-23
13	A Davies	60.1	W	6.047	18-Oct-16	13	R Litherland	15.7	D	6.319	14-Mar-23	13	D Turnbull	17.8	D	7.164	14-Mar-23
14	J Sismey	59.5	W	5.987	18-Oct-16	14	L Smith	15.5	D	6.238	14-Mar-23	14	R Lawson	17.7	D	7.124	14-Mar-23
15	R Lawson	59.4	D	5.977	14-Mar-23	15	J Sismey	15.4	W	6.198	18-Oct-16	15	D Edwards	17.1	D	6.882	30-Apr-19
15	JJ Hughes-Dowd	59.4	D	5.977	14-Mar-23	16	JJ Hughes-Dowd	15.3	D	6.158	14-Mar-23	15	K Alcock	17.1	D	6.882	30-Apr-19
17	L Smith	58.8	D	5.916	14-Mar-23	17	L Blacker	14.8	D	5.956	14-Mar-23	17	JJ Hughes-Dowd	16.4	D	6.600	14-Mar-23
18	L Blacker	54.5	D	5.484	14-Mar-23	18	K Alcock	14.7	D	5.916	30-Apr-19	18	J Lamb	16.3	D	6.560	30-Apr-19
19	J Lawson	53.9	D	5.423	14-Mar-23	19	J Lawson	14.5	D	5.836	14-Mar-23	19	L Smith	16.1	D	6.480	14-Mar-23
20	A Stevenson	53.8	D	5.413	14-Mar-23	20	D Hughes-Dowd	14.4	D	5.795	14-Mar-23	20	A Davies	14.7	W	5.916	18-Oct-16
21	J Lamb	53.2	D	5.353	30-Apr-19	21	A Woodhouse	14.1	D	5.675	14-Mar-23	20	J Sismey	14.7	W	5.916	18-Oct-16
22	K Alcock	52.6	D	5.292	30-Apr-19	22	D Latham	13.9	D	5.594	14-Mar-23	20	J Lawson	14.7	D	5.916	14-Mar-23
23	D Edwards	52.5	D	5.282	30-Apr-19	23	R Lawson	13.7	D	5.514	14-Mar-23	23	L Williamson	14.5	D	5.836	30-Apr-19
23	L Williamson	52.5	D	5.282	30-Apr-19	24	A Stevenson	13.3	D	5.353	14-Mar-23	24	A Stevenson	14.2	D	5.715	14-Mar-23
25	D Hughes-Dowd	50.5	D	5.081	14-Mar-23	25	R Masters	13.2	W	5.313	18-Oct-16	25	M Martinez	13.8	D	5.554	30-Apr-19
25	D Latham	50.5	D	5.081	14-Mar-23	26	J Lamb	12.9	W	5.192	18-Oct-16	25	D Hughes-Dowd	13.8	D	5.554	14-Mar-23
27	M Martinez	48.9	D	4.920	30-Apr-19	27	D Edwards	12.7	W	5.111	18-Oct-16	27	A Woodhouse	13.7	D	5.514	14-Mar-23
28	R Masters	48.8	W	4.910	18-Oct-16	28	L Williamson	12.4	D	4.991	30-Apr-19	28	D Latham	12.4	D	4.991	14-Mar-23
29	A Woodhouse	47.4	D	4.769	14-Mar-23	29	M Martinez	11.5	D	4.628	30-Apr-19	29	R Masters	12.2	W	4.910	18-Oct-16
30	S Smith	38.0	W	3.823	18-Oct-16	30	S Smith	10.1	W	4.065	18-Oct-16	30	S Smith	10.1	W	4.065	18-Oct-16



Monaco Best Off Chart 2 (Adults)

Open Wheel Fastest Laps						Enclosed Wheel Fastest Laps						Final Points			
Pos	Adult	Sec	W/D	MPH	Date	Pos	Adult	Sec	W/D	MPH	Date	Pos	Adult	PTS	Date
1	S Goodlip	8.56	D	8.463	14-Mar-23	1	A Smith	6.65	D	10.894	30-Apr-19	1	P Rees	4.0	18-Oct-16
2	A Smith	8.63	D	8.394	30-Apr-19	2	L Pateman	6.71	D	10.796	30-Apr-19	2	R Lawson	3.0	18-Oct-16
3	L Pateman	9.02	D	8.031	14-Mar-23	3	S Goodlip	6.89	D	10.514	14-Mar-23	2	L Pateman	3.0	30-Apr-19
4	A Davies	9.05	W	8.005	18-Oct-16	4	N Sismey	7.36	D	9.843	14-Mar-23	2	L Smith	3.0	14-Mar-23
5	C Bowles	9.07	D	7.987	14-Mar-23	5	R Litherland	7.45	D	9.724	14-Mar-23	2	D Hughes-Dowd	3.0	14-Mar-23
6	J Sismey	9.20	W	7.874	18-Oct-16	6	A Turnbull	7.48	D	9.685	30-Apr-19	6	D Turnbull	2.5	14-Mar-23
7	N Sismey	9.25	D	7.832	30-Apr-19	7	C Bowles	7.68	D	9.433	14-Mar-23	7	A Smith	2.0	30-Apr-19
8	D Garbett	9.29	D	7.798	30-Apr-19	8	D Garbett	7.71	D	9.396	30-Apr-19	7	S Goodlip	2.0	14-Mar-23
9	A Turnbull	9.30	D	7.790	14-Mar-23	9	G Peach	7.94	D	9.124	30-Apr-19	9	N Sismey	1.5	18-Oct-16
10	P Rees	9.40	D	7.707	30-Apr-19	10	P Rees	7.98	D	9.078	30-Apr-19	9	J Lamb	1.5	18-Oct-16
11	JJ Hughes-Dowd	9.41	D	7.699	14-Mar-23	11	J Lymer	8.19	D	8.845	30-Apr-19	9	A Turnbull	1.5	30-Apr-19
12	L Smith	9.56	D	7.578	14-Mar-23	12	L Blacker	8.47	D	8.553	14-Mar-23	9	K Alcock	1.5	30-Apr-19
13	J Lawson	9.76	D	7.422	14-Mar-23	13	D Turnbull	8.65	D	8.375	14-Mar-23	9	C Bowles	1.5	14-Mar-23
14	R Litherland	9.78	D	7.407	14-Mar-23	14	D Edwards	8.69	D	8.336	30-Apr-19	9	R Litherland	1.5	14-Mar-23
15	G Peach	10.10	D	7.173	30-Apr-19	15	L Smith	8.77	D	8.260	14-Mar-23	9	JJ Hughes-Dowd	1.5	14-Mar-23
16	D Hughes-Dowd	10.28	D	7.047	14-Mar-23	16	K Alcock	8.88	D	8.158	30-Apr-19	9	J Lawson	1.5	14-Mar-23
17	J Lymer	10.32	D	7.020	30-Apr-19	17	R Lawson	8.94	D	8.103	14-Mar-23	9	D Latham	1.5	14-Mar-23
18	K Alcock	10.36	D	6.993	30-Apr-19	18	JJ Hughes-Dowd	9.35	D	7.748	14-Mar-23	18	A Davies	1.0	18-Oct-16
19	D Turnbull	10.39	D	6.972	14-Mar-23	19	J Lawson	10.04	D	7.215	14-Mar-23	18	D Edwards	1.0	18-Oct-16
20	R Lawson	10.47	D	6.919	14-Mar-23	20	A Davies	10.07	W	7.194	18-Oct-16	18	D Garbett	1.0	30-Apr-19
21	D Edwards	10.64	D	6.809	30-Apr-19	21	A Stevenson	10.17	D	7.123	14-Mar-23	18	G Peach	1.0	14-Mar-23
22	A Woodhouse	10.92	D	6.634	14-Mar-23	22	L Williamson	10.18	D	7.116	30-Apr-19	22	J Sismey	0.5	18-Oct-16
23	D Latham	10.94	D	6.622	14-Mar-23	23	M Martinez	10.19	D	7.109	30-Apr-19	22	R Masters	0.5	18-Oct-16
24	R Masters	11.05	W	6.556	18-Oct-16	24	D Hughes-Dowd	10.67	D	6.789	14-Mar-23	22	L Williamson	0.5	18-Oct-16
25	J Lamb	11.14	W	6.503	18-Oct-16	25	J Sismey	10.70	W	6.770	18-Oct-16	22	J Lymer	0.5	30-Apr-19
26	M Martinez	11.50	D	6.299	30-Apr-19	26	J Lamb	11.35	W	6.383	18-Oct-16	22	L Blacker	0.5	30-Apr-19
27	L Williamson	11.76	D	6.160	30-Apr-19	27	D Latham	12.07	D	6.002	14-Mar-23	27	M Martinez	0.0	30-Apr-19
27	L Blacker	11.76	D	6.160	30-Apr-19	28	A Woodhouse	12.57	D	5.763	14-Mar-23	27	A Stevenson	0.0	14-Mar-23
29	A Stevenson	11.83	D	6.124	14-Mar-23	29	R Masters	12.61	W	5.745	18-Oct-16	27	A Woodhouse	0.0	14-Mar-23
30	S Smith	14.01	D	5.171	18-Oct-16	30	S Smith	14.04	D	5.160	18-Oct-16	27	S Smith	0.0	18-Oct-16



Monaco Best Off Chart 1 (Juniors)

Qualifying					Open Wheel Race Laps					Enclosed Wheel Race Laps				
Pos	Adult	Laps	MPH	Date	Pos	Adult	Laps	MPH	Date	Pos	Adult	Laps	MPH	Date
1	A Turnbull	70.2	7.063	30-Apr-19	1	A Turnbull	17.2	6.922	30-Apr-19	1	R Litherland	19.4	7.808	18-Oct-16
2	R Litherland	61.8	6.218	18-Oct-16	2	F Holmes	15.7	6.319	18-Oct-16	1	A Turnbull	19.4	7.808	30-Apr-19
3	F Holmes	60.5	6.087	18-Oct-16	3	JJ Hughes-Dowd	14.8	5.956	14-Mar-23	3	F Holmes	17.6	7.083	18-Oct-16
4	JJ Hughes-Dowd	59.4	5.977	14-Mar-23	4	L Turnbull	14.4	5.795	30-Apr-19	4	J Martinez	16.9	6.802	30-Apr-19
5	L Bowles	58.0	5.836	14-Mar-23	5	R Litherland	14.3	5.755	18-Oct-16	5	JJ Hughes-Dowd	16.4	6.600	14-Mar-23
6	J Lawson	53.9	5.423	14-Mar-23	6	L Bowles	14.2	5.715	14-Mar-23	6	L Turnbull	16.2	6.520	30-Apr-19
6	L Turnbull	53.9	5.423	30-Apr-19	7	J Lawson	13.8	5.554	14-Mar-23	7	L Bowles	15.6	6.278	14-Mar-23
8	G Reyes-England	48.4	4.870	30-Apr-19	8	G Reyes-England	13.0	5.232	18-Oct-16	8	G Reyes-England	15.5	6.238	30-Apr-19
9	J Woodhouse	46.4	4.669	14-Mar-23	9	J Woodhouse	12.8	5.152	14-Mar-23	9	J Elmore	15.1	6.077	18-Oct-16
10	J Elmore	46.3	4.658	18-Oct-16	10	J Martinez	11.8	4.749	30-Apr-19	10	J Lawson	14.7	5.916	14-Mar-23
11	D Paul	44.7	4.498	18-Oct-16	11	E Woodhouse	11.6	4.669	14-Mar-23	11	D Paul	13.3	5.353	18-Oct-16
12	J Martinez	43.3	4.357	30-Apr-19	12	D Paul	11.5	4.628	18-Oct-16	12	J Woodhouse	13.0	5.232	14-Mar-23
13	S Bowman	41.9	4.216	30-Apr-19	13	J Elmore	11.2	4.508	18-Oct-16	13	E Woodhouse	11.8	4.749	14-Mar-23
14	E Woodhouse	40.9	4.115	14-Mar-23	14	H Smith	10.8	4.347	18-Oct-16	14	S Bowman	11.5	4.628	30-Apr-19
15	T Stevenson	39.4	3.964	14-Mar-23	15	S Bowman	10.2	4.105	30-Apr-19	15	T Stevenson	11.1	4.467	14-Mar-23
16	H Smith	38.7	3.894	18-Oct-16	16	T Stevenson	9.5	3.823	14-Mar-23	16	H Smith	10.3	4.145	18-Oct-16
17	S Martinez	22.6	2.274	30-Apr-19	17	S Martinez	5.4	2.173	30-Apr-19	17	S Martinez	6.8	2.737	30-Apr-19

Monaco Best Off Chart 2 (Juniors)

Open Wheel Fastest Laps					Enclosed Wheel Fastest Laps					Final Points			
Pos	Adult	Sec	MPH	Date	Pos	Adult	Sec	MPH	Date	Pos	Adult	PTS	Date
1	R Litherland	9.64	7.515	18-Oct-16	1	A Turnbull	7.76	9.335	30-Apr-19	1	G Reyes-England	3.0	18-Oct-16
2	F Holmes	9.66	7.499	18-Oct-16	2	L Bowles	8.66	8.365	14-Mar-23	1	A Turnbull	3.0	30-Apr-19
3	A Turnbull	9.94	7.288	30-Apr-19	3	R Litherland	8.80	8.232	18-Oct-16	1	J Martinez	3.0	30-Apr-19
4	JJ Hughes-Dowd	9.99	7.252	14-Mar-23	4	F Holmes	9.08	7.978	18-Oct-16	4	J Woodhouse	2.5	14-Mar-23
5	J Lawson	10.01	7.237	14-Mar-23	5	JJ Hughes-Dowd	9.35	7.748	14-Mar-23	5	F Holmes	2.0	18-Oct-16
6	L Bowles	10.46	6.926	14-Mar-23	6	J Martinez	9.46	7.658	30-Apr-19	5	JJ Hughes-Dowd	2.0	14-Mar-23
7	J Woodhouse	10.60	6.834	14-Mar-23	7	J Elmore	9.74	7.438	18-Oct-16	7	R Litherland	1.5	18-Oct-16
8	L Turnbull	10.87	6.665	30-Apr-19	7	G Reyes-England	9.74	7.438	30-Apr-19	7	D Paul	1.5	18-Oct-16
9	J Martinez	11.15	6.497	30-Apr-19	9	L Turnbull	9.88	7.332	30-Apr-19	7	L Turnbull	1.5	30-Apr-19
10	D Paul	12.18	5.948	18-Oct-16	10	J Lawson	10.04	7.215	14-Mar-23	7	J Lawson	1.5	14-Mar-23
11	H Smith	12.40	5.842	18-Oct-16	11	D Paul	11.33	6.394	18-Oct-16	7	E Woodhouse	1.5	14-Mar-23
12	G Reyes-England	12.60	5.749	18-Oct-16	12	J Woodhouse	11.39	6.360	14-Mar-23	12	H Smith	1.0	18-Oct-16
13	E Woodhouse	13.13	5.517	14-Mar-23	13	T Stevenson	11.57	6.261	14-Mar-23	12	S Bowman	1.0	30-Apr-19
14	J Elmore	13.48	5.374	18-Oct-16	14	S Bowman	12.04	6.017	30-Apr-19	12	L Bowles	1.0	14-Mar-23
15	S Bowman	13.53	5.354	30-Apr-19	15	H Smith	12.07	6.002	18-Oct-16	12	T Stevenson	1.0	14-Mar-23
16	T Stevenson	14.91	4.859	14-Mar-23	16	E Woodhouse	12.11	5.982	14-Mar-23	16	S Martinez	0.5	30-Apr-19
17	S Martinez	26.11	2.775	30-Apr-19	17	S Martinez	19.32	3.750	30-Apr-19	16	J Elmore	0.5	18-Oct-16





LEXAN BODY CATALOGUE

Legends

SWB = 38mm (1.5")
between axle centres

LWB = 41mm (1.6")
between axle centres



AC Cobra
Convertible
LWB



Acura NSX
GT3 2017
LWB
30mm Clip



Alfa Romeo 155
Touring Car
LWB
29mm Clip



Alfa Romeo
BTCC
LWB
30mm Clip



Alfa Romeo
TZ3 Corsa
SWB
29mm Clip



Aston Martin
Vantage GT3
LWB



Audi
R8LMS GT3
LWB



Audi S3
BTCC
LWB
27mm Clip



Austin
Mini Cooper
SWB
28mm Clip



Bentley
Continental GT3
LWB
30mm Clip














BMW
320i Turbo Grp5
SWB
27mm Clip



BMW 1 Series
BTCC
LWB
29mm Clip








































BMW
M1
SWB
30mm Clip
















			
BMW M3 GT2 LWB 27mm Clip	BMW Z4 GT3 LWB	BMW Z8 Convertible LWB 30mm Clip	Bugatti EB110 SWB 32mm Clip
			
Bugatti Veyron LWB 31mm Clip			
			
Chevrolet Nastruck LWB 30mm Clip	Chevron B19 SWB or LWB 29mm Clip	Corvette C5r GT SWB 30mm Clip	Corvette C7r GT 2017 LWB 31mm Clip
			
Corvette C8r GT3 LWB	Corvette Daytona Prototype SWB 30mm Clip	Corvette 1969 Stingray SWB 30mm Clip	
			
Datsun 240Z SWB 27mm Clip	Datsun Fairlady 2000 LWB 26mm Clip	Dodge Challenger LWB 31mm Clip	

			
Ferrari 250 gt Berlinetta Lusso SWB 30mm Clip	Ferrari 250 GTO LWB 29mm Clip	Ferrari 308 GTb LWB 28mm Clip	Ferrari 365 GTb Daytona SWB 28mm Clip
			
Ferrari 488 Gte LWB 29mm Clip	Ferrari 512 LM SWB or LWB 29mm Clip	Ferrari 575 GTc LWB 30mm Clip	Ferrari 612 Can-Am SWB 32mm Clip
			
Ferrari F40 SWB 32mm Clip	Ferrari Testarossa SWB 32mm Clip	Ford Capri SWB 30mm Clip	Ford Escort SWB 29mm Clip
			
Ford Custom Van LWB 30mm Clip	Ford Focus RS BTCC LWB 29mm Clip	Ford 2006 GT LWB 29mm Clip	Ford 2016 GT LWB Body Pins Only
			
Ford GT40 SWB 29mm Clip	Ford 2005 Mustang LWB 27mm Clip		

			
Honda Civic BTCC LWB 28mm Clip	Honda Integra LWB 28mm Clip	Honda S2000 SWB 26mm Clip	
			
Jaguar D Type LWB 30mm Clip	Jaguar XJ 220 LWB 32mm Clip	Jaguar XJR 5 (Grp 44) SWB 32mm Clip	Jaguar XJR 9 (Grp C) SWB or LWB 33mm Clip
			
Jaguar XKR GT3 LWB 30mm Clip			Koenigsegg CCX LWB 30mm Clip
			
Lamborghini Contach SWB 29mm Clip	Lamborghini Huracan GT3 LWB 32mm Clip	Lamborghini Miura Concept LWB 30mm Clip	Lamborghini Miura Jota SWB 28mm Clip
			
Lancia LC2 SWB 31mm Clip	Lotus Elise LWB 27mm Clip	Lotus Espirit LWB	Lotus Europa LWB 31mm Clip

			
Matchbox Hi-Tailer LWB 33mm Clip	Mazda 787b (Grp C) LWB 30mm Clip	Mazda RX7 SWB 27mm Clip	McLaren F1 GTr LWB
			
McLaren MP4 12C GT3 LWB 28mm Clip	Mercedes Gullwing 300SL SWB	Mercedes 300SLR LWB	Mercedes CLK GTB LWB 30mm Clip
			
Mercedes DTM Car LWB 30mm Clip	MG 6GT BTCC LWB 28mm Clip	Mini Mini Cooper LWB 27mm Clip	Morris Minor LWB 27mm Clip
			
Mustang 1967 GT 500 SWB 30mm Clip	Mustang Mach 1 SWB 30mm Clip		
			
Nascar SWB 32mm Clip	Nissan 300ZX SWB 31mm Clip	Nissan March 86G Gtp SWB or LWB 30mm Clip	Nissan R390 GT LWB 32mm Clip

			
Nissan 1989 R89C LWB 32mm Clip	Nissan 1977 Skyline GT-R LWB 27mm Clip	Nissan R32 Skyline SWB 30mm Clip	Nissan Grp C SWB 32mm Clip
			
Pagani Huayra LWB 29mm Clip	Pagini Zonda C12 LWB 30mm Clip	Panoz 1999 LMP-1 LWB 32mm Clip	Peugeot 905 Grp C SWB or LWB 31mm Clip
			
Pontiac 1977 Firebird LWB 30mm Clip	Porsche 908 SWB 29mm Clip	Porsche 910 LWB 32mm Clip	Porsche 911 GT3 SWB 27mm Clip
			
Porsche 911 Turbo RSR GT3 LWB 28mm Clip	Porsche 917 SWB or LWB 31mm Clip	Porsche 934 Turbo RSR SWB 26mm Clip	Porsche 935 Turbo SWB 28mm Clip
			
Porsche 956 Grp C SWB 31mm Clip	Porsche 959 SWB 29mm Clip	Porsche 962 Grp C LWB 32mm Clip	

			
Renault Clio Cup Car LWB 30mm Clip	Renault Clio V6 LWB 29mm Clip	Renault Megane Trophy LWB 30mm Clip	Renault RS01 GT LWB 28mm Clip
			
Saleen S7 LWB	Sauber Mercedes C11 Grp C SWB or LWB 32mm Clip	Shadow MK 11a LWB 31mm Clip	Shelby Cobra Daytona Coupe SWB 31mm Clip
			
Subaru Levorg BTCC LWB 28mm Clip			
			
Toyota 88C-V Grp C SWB or LWB 32mm Clip	Toyota GT-One LWB	Triumph TR7 LWB 28mm Clip	TVR Sagaris LWB
			
Wiesmann GT MF5 SWB or LWB			Zakspeed Grp 5 Capri SWB or LWB 30mm Clip

Where is DHORC?

Derby HO Racing Club 

www.dhorc.co.uk

dhorc



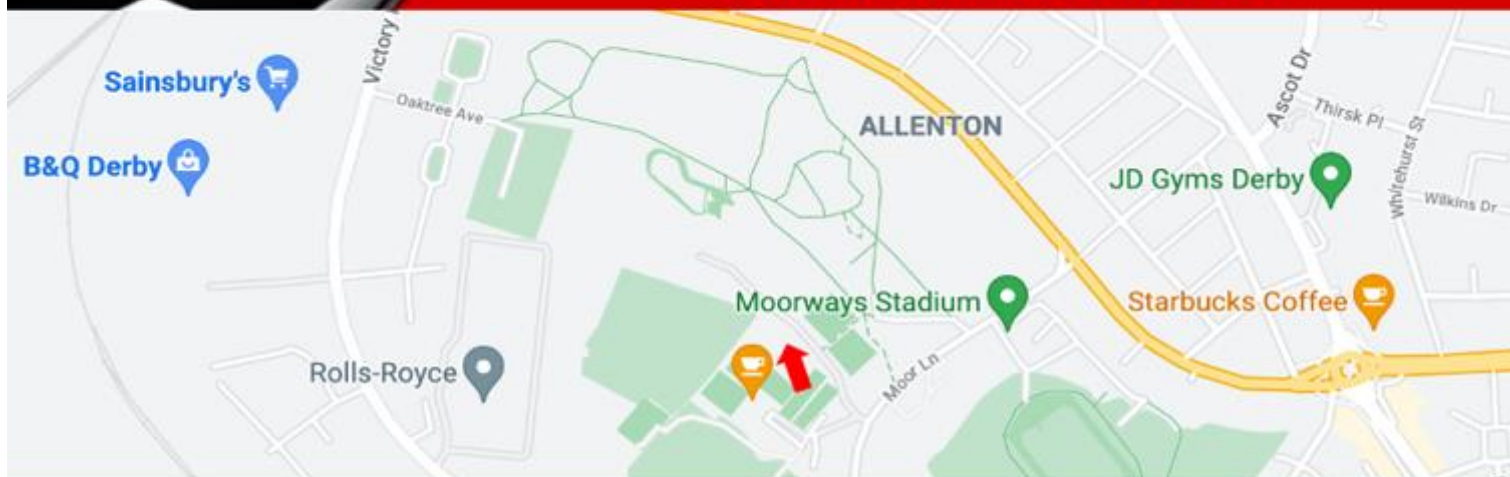
Home of HO Le Mans

TOMY AFX
TYCO

Derby H:O Racing Club
A Record Breaking Club



www.dhorc.co.uk



DHORC's Club Room



Derby Leisure Ltd Table Tennis Room

Derby Leisure Ltd,
Moor Lane, Allenton
Derby, DE24 9HY

Derby HO Racing Club 

dhorc

Home of HO Le Mans

Carrera
DIGITAL

Nick Sismey
sismey80@hotmail.co.uk
07984 339192