

Visit dhorc.co.uk or Find us on **facebook**

Derby HO Racing Club 

www.dhorc.co.uk

dhorc

Home of HO Le Mans

TOMY AFX
TYCO

Club Night

6 7 8

Round 20

Long Beach – GC

03Oct23



ADULTS

- 01 A SMITH
- 02 S GOODLIP
- 03 R LITHERLAND

JUNIORS

- 01 JJ HUGHES-DOWD
- 02 J WOODHOUSE
- 03 H SMITH

This Week: Vaux Valves – Autosport Winner – DHORC's Magnetism

History and Key Facts

HO Club founded on 7 July 1992

- DHORC: Derby HO Racing Club ("HO" Is The Scale = 1/64th)
- Section of Derby Leisure Limited, open to all!
- Home of world famous international Le Mans 24 Hour race.
- Smaller scale version of Scalextric, once set up works all night!
- Four and Eight lane circuits
- Computerised timing
- Statistics for every meeting and every member since July 1992
- Over 20 race meetings each year
- 50+ circuit designs, up to 567 feet in length
- Eight-lane routed DHORCingham oval
- Two car categories – Tyco open wheel (F1)
– Tomy SGP, BSRT, VSR enclosed wheel (GC)



Carrera Digital Club 1st race 18 January 2022

- 1/32nd Carrera Digital GT Cars
- 13 Evenings a year, minimum 3x15-minute races per driver per evening.
- 6 circuits, 2 evenings per circuit + Le Mans
- Full computerised timing and stats through SmartRace App



The Club Nights and Magazine Coverage

HO

- Racing starts between 18:45 and 19:00 hours – Finished by 21:30 hours
- Minimum of four 3-minute qualifying races & up to two Finals (F1 & GC) for each member
- Championship points for all members
- Magazine produced for every single meeting and covering every track statistic

Carrera Digital

- Racing starts between 18:00 and 18:15 hours – Finished by 21:30 hours
- Magazine produced after each evening
- Championship points for all members

- Rules & regulations booklet covering all the DHORC rules produced each year
- Great family atmosphere, a help-all culture

Membership Fees, Car Costs and Prizes

- Adult £30 and junior (under 16) £15 for HO & Carrera, £40/£20 combined
- Only £50 Total expenditure for two cars HO Cars, £65 one Carrera
- All cars and spares can be bought at club
- Adult, Masters (over 56), Junior (16 & under) HO championships





Editorial 678



DHORC's Magnetism was in full swing on Tuesday night in two ways. Firstly we attracted former Member **John Litherland**, father of double Junior Champion and current Adult Member **Reuben Litherland**, back to the grid for the first time since Feb'20. **Brian Baldwin**, friend of **Liam Smith** and **Macaully Dutson** also ran as a Non-Member for the first time. Secondly **Geoff Peach** brought his magnet checker for **Phil Rees** to use at Parc Ferme for the first time since 2017 (See Page 16). Thankfully there were no real outliers, so it was good to see all 52 cars within the required limits.

For a bit of fun we also checked my Roger Porcelli Motor Sports (RPMs) chassis that I bought for my 60th birthday. The magnet carat limit for our GC Viper is 200, my RPMs chassis was 1,200 carats! No wonder it did the times it did during the test runs at DHORCingham!

The Adult Championship is still incredibly close with both Championship leader **Simon Goodlip** and Long Beach winner **Angus Smith** on six wins a piece. Unfortunately, our other Championship contender **Lee Pateman** had a mare of a time on Tuesday but is still in the game. With a maximum of six and minimum of three Club Nights to go (depending on the grid sizes) we will start to drop scores at the next Evening. Both Angus and Lee have two scores to come so things will close up. In the Juniors it also looks very close with the absent **Lewis Bowles** leading Long Beach winner **JJ Hughes-Dowd** by just eight points but again Lewis has two scores to come.

The DHORC Final Challenge in both categories will go right down to the last Club Night of the year, while the Masters will also be close with Angus and Simon on nine wins a piece.

Nick Sismey

Front Cover: Tyco F1's charging into the Long Beach Turn 11 hairpin



Committee...2023



Chairman / Treasurer	Nick Sismey	M 07984 339 192	sismey80@hotmail.co.uk
Vice Chairman	Phil Rees	M 07912 378 652	dhorcman.p.r@ntlworld.com
Secretary	Laura Edwards	M 07501 217 254	laurabubbles07@hotmail.co.uk
Spares	Geoff Peach	M 07443 585 902	geoff@geoffpeach.com
Race Control	Liam Smith	M 07477 698 158	liam-smith-93@hotmail.co.uk
Race Control	Darryn Mutch	M 07954 741 677	darrynmutch@live.co.uk
Scrutineer	Dean Garbett	M 07964 854 084	garbettd@sky.com
Carrera Digital Scrutineer	Angus Smith	M 07591 813 431	angus@angussmith500.plus.com
Carrera Digital	John Lamb	M 07758 917 497	john.lamb22@ntlworld.com
Carrera Digital	Steve White	M 07859 999 480	wslotcarsteve@gmail.com

ROLLS-ROYCE SLOT CAR MAGAZINE IS PUBLISHED AND COPYRIGHT 2023 BY DHORC, AND NO PORTION MAY BE REPRODUCED OR TRANSMITTED WITHOUT WRITTEN PERMISSION, AND MAY CONTAIN ARTICLES AND GRAPHICS REPRINTED WITH THE PERMISSION OF THE ORIGINAL COPYRIGHT HOLDER, WHO RETAINS ALL RIGHTS,

Contents.....678

Page	Details
003	Editorial
004	Contents
005	News & Views Including..... 1. Acknowledgements 2. Vaux Valves - Donington Park - 24Sep23 3. Autosport International winner at Donington BTCC 4. Rolls-Royce Trent 1000/Trent 7000 event postponed
006	2023 Calendar
008	2023 Winners & Continuous Club Night Attendance Records
010	DHORC Official Clothing
012	Slot Cars & Spares
013	Razorlite Lexans HO
014	Race Report – Long Beach GC – 03 October 2023 - Round 20 of 26 Including..... Page 23 - Race Results Page 31 - Best Results Page 39 - Championship Tables
052	Members' Statistics
066	Next Circuit - Zandvoort – 17 October 2023 - Rounds 21 & 22 of 26
070	Razorlite Lexans HO Catalogue



SLOT CARS DIRECT
UK's HO 1/64th Slot Car Specialist
We specialize in Tomy AFX, Viper Scale Racing
and Bulldog Racing Products.



Viper Scale Racing

News & Views.....678

1. Acknowledgements for DHORC 678

Phil Rees	Parc Ferme & Everything Else	Lee Pateman	Marshalling & PA
John Lamb	Tables	Geoff Peach	Spares & Marshalling
Stuart Gray	Setting Up, Marshalling & PA	Alan & Timmy Stevenson	Marshalling
Angus Smith	Setting Up, Marshalling & PA	Steve & Harry Smith	Marshalling
Lewis Blacker	Race Control, Marshalling & PA	Ellis & Jenson Woodhouse	Marshalling
Dan Turnbull	Race Control, Marshalling & PA	Andrew Woodhouse	Marshalling
Simon Goodlip	RC, PF, Marshalling & PA	Luke Haymes	Marshalling
JJ Hughes-Dowd	Marshalling	Chris Bowles	Marshalling
Reuben Litherland	Marshalling & Packing Away	John Litherland	Marshalling & PA
Russell & Jacob Lawson	Biscuits & Marshalling	Macaully Dutson	Marshalling & PA
Liam Smith	Marshalling & Packing Away	Brian Baldwin	Marshalling

2. Vaux Valves – Donington Park – 24Sep23

Thank you to **Macaully Dutson, Dave Edwards, Laura Edwards, Phil Rees, Nick Sismey, Liam Smith, Andrew Staniec, Andrew Thompson** and **Jamie Thompson** for their help at Donington Park's Vaux Valves today. Thank you also to **John Lamb** for helping with the shipping of the equipment and **Angus Smith** the build.



Derby HO Racing Club		Calendar 2023			Derby HO Racing Club		
Day	Date	Location	Round Round	Track			
Tuesday	10-Jan	Table Tennis Room	1 (F1)	Miami (NEW)			
Thu-Sun	12-15-Jan	NEC	Corporate	Autosport International Racing Car Show			
Tuesday	31-Jan	Table Tennis Room	2 (GC)	Interlagos			
Saturday	04-Feb	Lockington Village Hall	Corporate	Charity Event			
Tuesday	21-Feb	Table Tennis Room	3 (F1) 4 (GC)	Cadwell Park			
Tuesday	14-Mar	Table Tennis Room	5 (F1)	Monaco			
Tuesday	04-Apr	Table Tennis Room	6 (GC)	Long Beach			
Sat/Sun	29/30Apr	Donington Park (G)	Corporate	Donington Historic Festival			
Tuesday	02-May	Table Tennis Room	7 (F1) 8 (GC)	Zandvoort			
Wednesday	03-May	Table Tennis Room	Corporate	ALTEN			
Tuesday	23-May	Table Tennis Room	9 (F1)	Nashville			
Sat/Sun	27/28May	Donington Park (G)	Corporate	British GT			
Tuesday	06-Jun	Table Tennis Room	Cancelled	Donington Park			
Tuesday	27-Jun	Table Tennis Room	10 (GC)	Miami			
Tuesday	18-Jul	Table Tennis Room	11 (F1) 12 (GC)	Interlagos			
Tuesday	25-Jul	Table Tennis Room	13 (F1) 14 (GC) 15 (F1) 16 (GC)	DHORCingham Oval (NEW)			
Tuesday	08-Aug	Table Tennis Room	17 (F1) 18 (GC)	Cadwell Park			
Sat/Sun	12/13Aug	Donington Park (LP)	Corporate	Convoy in the Park			
Sunday	20-Aug	Donington Park (G)	Corporate	Tunerfest			
Tuesday	12-Sep	Table Tennis Room	19 (F1)	Monaco			
Sunday	24-Sep	Donington Park (LP)	Corporate	Vaux Valves			
Tuesday	03-Oct	Table Tennis Room	20 (GC)	Long Beach			
Tuesday	17-Oct	Table Tennis Room	21 (F1) 22 (GC)	Zandvoort			
Tuesday	14-Nov	Table Tennis Room	23 (F1) 24 (GC)	Nashville			
Tuesday	21-Nov	Table Tennis Room		AGM			
Tuesday	28-Nov	Table Tennis Room	25 (F1) 26 (GC)	Donington Park			
(G) = Gazebo, (LP) = Launch Pad at Donington Park							
Derby HO Racing Club		Carrera DIGITAL		Derby HO Racing Club		Carrera DIGITAL	
Day	Date	Location	Rounds*	Track			
Tuesday	03-Jan	Table Tennis Room	Test Night	Imola			
Tuesday	17-Jan	Table Tennis Room	1 2 3	Imola (New)			
Tuesday	07-Feb	Table Tennis Room	4 5 6	Imola			
Tuesday	14-Feb	Table Tennis Room	Test Night	Paul Ricard			
Saturday	18-Feb	Table Tennis Room	DISCA/DHORC	Sebring 3 Hours - Oxigen/Carrera GT4			
Tuesday	07-Mar	Table Tennis Room	7 8 9	Paul Ricard (New)			
Tuesday	28-Mar	Table Tennis Room	10 11 12	Paul Ricard			
Tuesday	18-Apr	Table Tennis Room	Test Night	Road Atlanta			
Tuesday	09-May	Table Tennis Room	13 14 15	Road Atlanta (New)			
Tuesday	13-Jun	Table Tennis Room	16 17 18	Road Atlanta			
Tuesday	20-Jun	Table Tennis Room	Test Night	Brands Hatch			
Tuesday	04-Jul	Table Tennis Room	19 20 21	Brands Hatch (New)			
Tuesday	01-Aug	Table Tennis Room	22 23 24/25	Brands Hatch			
Tuesday	05-Sep	Table Tennis Room	Test Night	Sakhir Outer Circuit			
Tuesday	19-Sep	Table Tennis Room	26 27 28	Sakhir			
Tuesday	10-Oct	Table Tennis Room	29 30 31/32	Sakhir			
Tuesday	31-Oct	Table Tennis Room	Test Night	Monza			
Tuesday	07-Nov	Table Tennis Room	33 34 35	Daytona Sports Car Course			
Friday	17-Nov	Table Tennis Room	Test Night 36	Le Mans			
Saturday	18-Nov	Table Tennis Room	37 38 39 40 41	Le Mans (New)			
Saturday	25-Nov	Table Tennis Room	DISCA/DHORC	Fuji 6 Hours - Oxigen/Carrera WEC			
Tuesday	12-Dec	Table Tennis Room	42 43 44	Daytona Sports Car Course			

Key: 20 or less HO racers then double finals, 21 and above then single finals

* Could be more than three Digital Rounds on a night, depending on attendance.

Note: 75% of HO Rounds count towards DHORC Championship which equals 20

Note: 75% of Digital Rounds count towards Carrera Championship which equals 32



Adrian Norman (right), our former contact at Hornby Hobbies (Scalextric), ran on our 8-lane Donington Park National circuit with his friend Simon.



Congrats to Mark Hughesman-Smith for taking the Adult win for the most laps in two minutes. He wins a Vaux Valve ticket to next year's event.



Congratulations also to Richard Picton for taking the Junior win.

Winners 2023

GC Qualifies on Yellow & Red, F1 on Green & Blue Lanes from Round 10

Day	Date	Rnd	Track	Final	Adults	Masters	Juniors	Wooden
Tue	10-Jan	1	Miami	F1	L Pateman	A Smith	L Bowles	A Stevenson
Tue	31-Jan	2	Interlagos	GC	A Smith	A Smith	L Bowles	A Woodhouse
Tue	21-Feb	3	Cadwell Park	F1	A Smith	A Smith	L Bowles	M Dutton
Tue	21-Feb	4	Cadwell Park	GC	S Goodlip	S Goodlip	L Bowles	M Dutton (2)
Tue	14-Mar	5	Monaco	F1	S Goodlip	S Goodlip	JJ Hughes-Dowd	A Stevenson (2)
Tue	04-Apr	6	Long Beach	GC	S Goodlip	S Goodlip	L Bowles	A Thompson
Tue	02-May	7	Zandvoort	F1	P Rees	P Rees	JJ Hughes-Dowd	A Thompson
Tue	02-May	8	Zandvoort	GC	L Pateman	S Goodlip	L Bowles	A Thompson
Tue	23-May	9	Nashville	F1	L Pateman	S Goodlip	JJ Hughes-Dowd	A Woodhouse
Tue	27-Jun	10	Miami	GC	A Smith	A Smith	L Bowles	A Thompson (4)
Tue	18-Jul	11	Interlagos	F1	S Goodlip	S Goodlip	L Bowles	A Woodhouse
Tue	18-Jul	12	Interlagos	GC	A Smith	A Smith	L Bowles	A Woodhouse
Tue	25-Jul	13	DHORCIngham	F1	S Smith	S Goodlip	J Woodhouse	R Lawson
Tue	25-Jul	14	DHORCIngham	GC	S Goodlip L Pateman	S Goodlip	L Bowles	R Lawson
Tue	25-Jul	15	DHORCIngham	F1	N Sismey	N Sismey	L Bowles J Woodhouse (2)	R Lawson
Tue	25-Jul	16	DHORCIngham	GC	L Pateman (5)	A Smith	L Bowles	R Lawson (4)
Tue	08-Aug	17	Cadwell Park	F1	A Turnbull	A Smith	JJ Hughes-Dowd	A Woodhouse
Tue	08-Aug	18	Cadwell Park	GC	A Smith	A Smith	L Bowles (13)	A Woodhouse
Tue	12-Sep	19	Monaco	F1	S Goodlip (6)	S Goodlip (9)	JJ Hughes-Dowd	A Woodhouse
Tue	03-Oct	20	Long Beach	GC	A Smith (6)	A Smith (9)	JJ Hughes-Dowd (6)	A Woodhouse (8)
Tue	17-Oct	21	Zandvoort	F1				
Tue	17-Oct	22	Zandvoort	GC				
Tue	14-Nov	23	Nashville	F1				
Tue	14-Nov	24	Nashville	GC				
Tue	28-Nov	25	Donington Park	F1				
Tue	28-Nov	26	Donington Park	GC				

Race Winners

Derby HO Racing Club
www.dhorc.co.uk
Home of HO Le Mans

Adults

Angus Smith
Adults

Masters

Angus Smith
Masters

Juniors

JJ Hughes-Dowd
Juniors

Wooden

Andrew Woodhouse
Wooden

Continuous Club Night Attendance Records

Members below have built up ten or more continuous Club Night attendances, including DHORC 678:-

Nick Sismey	227 Club Nights	Phil Rees	65	Lewis Blacker	50
JJ Hughes-Dowd	28	Simon Goodlip	20	Andrew Woodhouse	12
Ellis Woodhouse	12	Jenson Woodhouse	12		


Record Continuous Club Night Attendance Nick Sismey 227

Record Continuous Evening Attendance Nick Sismey 200

Record Continuous Club Night Attendance from 1st Race Martin Allsopp 131

3. Autosport International winner at Donington BTCC

Our Junior Autosport International winner **Jak Webster** visited the British Touring Car Championship meeting at Donington Park at the end of August. Here he is with his dad Mark, enjoying the racing, with his ticket provided by DHORC.





Official Clothing



Polo Shirts



Polo Shirts



Hoodies



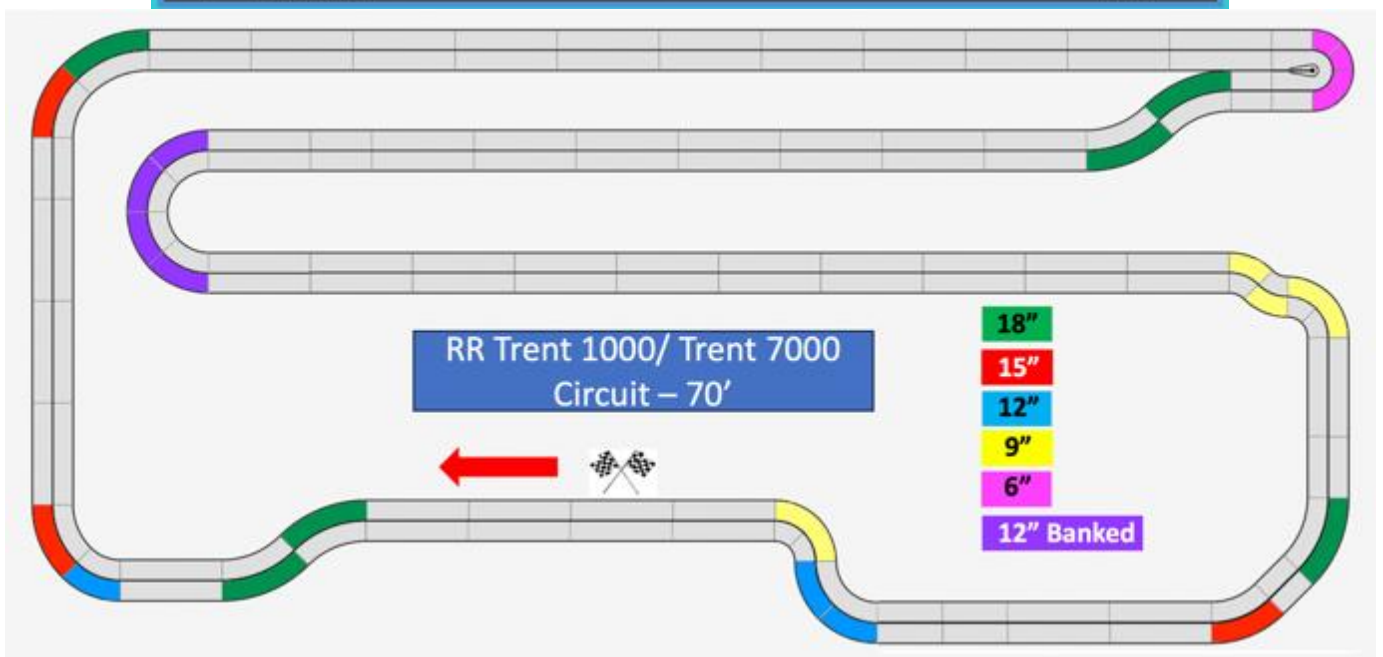
Caps

Contact
Nick Sismey

4. Rolls-Royce Trent 1000/Trent 700 event postponed.

Unfortunately the Rolls-Royce event on 05Oct23 has been postponed. A shame as we already had the track and spreadsheet designed.

ROLLS ROYCE		Trent 1000 / Trent 7000 Team Building - 05Oct23				ROLLS ROYCE	
Scalextric Results							
Pos	Team	Yellow	Green	Red	Blue	Total	
1	Team A					0.0	
1	Team B					0.0	
1	Team C					0.0	
1	Team D					0.0	
1	Team E					0.0	
1	Team F					0.0	
1	Team G					0.0	
1	Team H					0.0	
1	Team I					0.0	
1	Team J					0.0	
1	Team K					0.0	
1	Team L					0.0	
1	Team M					0.0	
1	Team N					0.0	
1	Team O					0.0	
1	Team P					0.0	
1	Team Q					0.0	
1	Team R					0.0	
1	Team S					0.0	
1	Team T					0.0	



Slot Cars & Spares



Open Wheel (F1)



Chassis	£10.00	Bulkhead	£5.00
Car (+ £7.5 if Painted)	£15.00	Armature	£4.00
Resin Shell (+ £7.5 if Painted)	£6.00	Crown Gear	£2.00
Pickup Shoes (Pair)	£1.00	Rear Tyres (Pair)	£2.00
Pickup Springs	£0.25	Rear Axle	£3.00
Pinion Gear	£1.00	Guide Pins	£1.00
Front Tyres (Pair)	£1.50	Traction Magnets (Pair)	£2.00
Front Axle	£2.00	Brush Tubes (Pair)	£2.00
Brush Springs (Pair)	£1.00		
Brushes (Pair)	£1.00		
Motor Magnets (Pair)	£2.45		



Enclosed Wheel (GC)

#902 G3 or VSR Chassis	£30.00	(1st one £20)	
Wet Weather V-Jet	£31.50		
Painted Lexan Body	£7.50+		
#250B G3 Pickup Shoes (Pair)	£1.00	#925 G3 Endbell	£6.00
Pickup Springs	£0.25	Armature	£4.00
#417 7T Delrin Pinion Gear	£1.00	24T Delrin Crown Gear	£2.00
SGP Black Pinion	£0.30	Spacer washer	£0.25
#950 G3 Front Tyres (Pair)	£1.50	22T VSR Crown Gear	£2.00
Front Axle, Wheels and Tyres	£4.00	Rear Tyres (Pair)	£2.00
Rear Axle and Washer	£5.50	#941 Guide Pins	£1.00
Rear Double Flanged Hubs (Pair)	£3.50	Front Wheels (Pair)	£2.00
		VSR Pro Blank Chassis	£8.50
		Front Axle, Hubs & 'O' Rings	£3.00



Updated 30Sep18



Visit our
Facebook Page
or the back of
this magazine



Clear plastic bodies to suit a variety of HO
chassis. Many not found elsewhere



Race Report



Round 20
Long Beach – GC
03 October 2023

Round 6 **Long Beach (USA)** **Round 20**

Previous Results

		Adults		1st	2nd	3rd	
DHORC 631	F1	11-Jan	2022	79'4"	P Rees	S Goodlip	L Pateman
DHORC 632	GC	11-Jan	2022	79'4"	L Pateman	A Turnbull	S Goodlip
DHORC 645	F1	28-Jun	2022	79'4"	N Sismey	P Rees	C Bowles
DHORC 646	GC	28-Jun	2022	79'4"	L Pateman	A Smith	A Turnbull
DHORC 664	GC	04-Apr	2023	79'4"	S Goodlip	L Pateman	N Sismey
DHORC 678	GC	03-Oct	2023	79'4"	A Smith	S Goodlip	R Litherland
		Juniors		1st	2nd	3rd	
DHORC 631	F1	11-Jan	2022	79'4"	J Lawson	N/A	N/A
DHORC 632	GC	11-Jan	2022	79'4"	J Lawson	N/A	N/A
DHORC 645	F1	28-Jun	2022	79'4"	L Bowles	J Thompson	E Doyle
DHORC 646	GC	28-Jun	2022	79'4"	L Bowles	J Thompson	E Doyle
DHORC 664	GC	04-Apr	2023	79'4"	L Bowles	J Lawson	JJ Hughes-Dowd
DHORC 678	GC	03-Oct	2023	79'4"	JJ Hughes-Dowd	J Woodhouse	H Smith

Circuit Records

Lap Length 79'4"

Qualifying

F1/GC	A Smith	03Oct23
	125.4 Laps	
F1	L Pateman	11Jan22
	54.1 Laps	
GC	L Pateman	28Jun22
	73.0 Laps	

Fastest Laps

F1	S Goodlip	11Jan22
	5.46 secs	
GC	L Pateman	03Oct23
	4.13 secs	

Race Laps

F1	S Goodlip	03Oct23
	29.9 Laps	
GC	L Pateman	28Jun22
	38.8 Laps	

Final Points

3.5 Points	L Blacker	11Jan22
	J Lamb	11Jan22
	A Turnbull	11Jan22
	S Goodlip	28Jun22
	R Litherland	04Apr23
	G Peach	03Oct23



DHORC 678



Lee Pateman has his F1 Tyco checked on the Geoff Peach magnet checker by Phil Rees.

Angus keeps Championship hopes alive with 50th win!

'A' Final – Angus Smith matched Championship leader **Simon Goodlip** at Long Beach with his sixth win of year as he notched us his 50th career victory. It was his first win at the Californian street circuit, where he broke his own Qualifying record of 120.2 laps set on 04Apr23 by 5.2 laps leaving it at 125.4. Beating Simon by 3.6 laps in Qualifying his supremacy came down to just a 0.6 laps in the Final. For most of the Final though it was **Reuben Litherland** chasing Angus. Only in the last few seconds did Simon gather himself together and move ahead of Reuben, a mere 0.9 laps covering the three of them. Angus' 4.14 second lap would have set a new track record had **Lee Pateman** not recorded a 4.13 lap during Qualifying. That was 0.05 seconds quicker than his 11Jan22 record and gave him is 286th career fastest lap!

Reuben added a staggering 20.8 laps to his previous best Qualifying score at Long Beach to take third on the grid, 3.6 laps behind Simon. Simon set a record in Qualifying breaking **Phil Rees'** F1 Laps record set on 11Jan22. The 28.2 lap three-minute record was increased to 29.9 laps, with Angus also breaking the old record with a score of 29.4.

Nick Sismey in his 200th consecutive Evening (227th straight Club Night, taking double Finals into consideration), won through from the 'B' Final. However like many before him he didn't enjoy Blue Lane finishing 5.9 laps behind Reuben to finish in fourth.

Derby HO Racing Club
www.dharc.co.uk
Home of HO Le Mans

Round 20 - ADULTS
Long Beach GC - USA
03 October 2023

2nd
Simon Goodlip

1st
Angus Smith

3rd
Reuben Litherland



Russell Lawson took his best Qualifying of the year with 10th and then went on to finish in a year best of 9th, after winning the 'D' Final. Jacob Lawson won Finals in both the Junior and Adults, running in 8 races during the Evening.

'B' Final – In his 2,500th race start (fourth in the all-time charts) the returning **Geoff Peach** did better than most on Blue Lane following Nick home, with the most laps of the night on that lane, 31.2. To take fifth Geoff had to first battle his way out of the 'C'. His 'C' win was his 100th career Final win (seventh in the all-time) and the 3.5 points he took for being second in the 'B' saw him join five other races with the most Final points at Long Beach. Great to have Geoff back for the first time since June now that a very successful bowls season is over.

Nick loved Red Lane here. Being the only one able to lap in sub five seconds he soon took out a couple of laps lead. At one point he even had time to marshal both his and Phil's cars in front of the drivers' platform, after a coming together, without losing too much of his lead. Top Qualifier for the 'B' **Chris Bowles** fought out a very close race with Geoff for fifth, losing out by just 0.2 laps. Phil didn't find Yellow Lane as well matched to his car as it was to others' cars as he took seventh, 1.9 laps back.

'C' Final – **Liam Smith** gave Geoff a run to top spot in the 'C', eventually dropping back 1.6 laps at the flag, while **Russell Lawson** was having his Evening of the year, having Qualified a season's best 10th and then finishing 9th, just 0.5 laps behind Liam, also a best result of the year! Blue Lane certainly didn't faze him! Was this the end of Lee's Championship fight? With just six (or may be three) Club Nights left he lies second in the Championship to Simon but two of the next few Club Nights have to count for him as he missed two earlier in the year. Car problems here saw him retire after 16 laps, after also struggling in Qualifying, to take tenth. He has to win going forward to get back into contention.

'D' Final – DHORC Final Challenge leader **Lewis Blacker** didn't expect such an amazing drive from Russell here. A shellshocked Lewis, in his 50th consecutive Club Night, had matched Russell in Qualifying in tenth, lane choice going to Lewis as he set the most GC race laps. However he lost out by exactly a lap. **Dan Turnbull** shared Race Control duties with Lewis for most of the night. However Simon stepped in this time as they both shared the 'D' Final grid. Dan won through from the 'E' to finish another lap behind Lewis. Junior winner **JJ Hughes-Dowd** took 13th overall.

'E' Final – **Harry Smith** kept Dan honest throughout the 'E' never more than a lap in arrears. As the power ebbed away 0.6 laps separated the two. Exactly a lap behind Harry was returnee **John Litherland** who was very pleased with 15th overall after a 3 years and 8 months hiatus. **Jacob Lawson** ran in the most races on the night, six in the Juniors and two here after winning through from the 'F'. It was certainly a track suited to the Russell family. He would finish in 16th.

'F' Final – **Stuart Gray** Qualified three grid places higher, with 7.2 laps more, than Jacob for the 'F' however Jacob had already had a practice on Green Lane with his GC in the Junior 'B' Final and used it to good stead to take the win by 3.1 laps. Stuart however held off **Macaully Dutson** and **Steve Smith** to finish in same spot he started, 17th. He was 0.9 laps ahead of Macaully and another 1.3 ahead of Steve.

'Early G' Final – **Alan Stevenson** continues with his reign of dominance in the Early Final, this time beating **Luke Haymes** and Non-Member **Brian Baldwin**. In only his second Club Night Luke almost matched Alan (in his 19th) in Qualifying, just 0.9 laps separating the two. At the flag Luke was 4.2 laps behind but with a similar lap time. **Andrew Woodhouse** couldn't unfortunately stay for the Final taking home is eighth Wooden Spoon. Brian did much better than he thought beating two Members in Qualifying and then finishing three laps down on Luke.

MASTERS REPORT

Angus matches Simon on 9 wins!

Angus matched Simon on 9 wins ahead of Simon, Nick, Geoff, Phil and Stuart.



John Litherland ran in his first Club Night since Feb'20 taking 15th. Reuben Litherland almost took second overall losing out to Simon Goodlip in the last few seconds.



Brian Baldwin (right) a friend of Liam Smith and Macaully Dutson ran as a Non-Member.

JUNIOR REPORT

JJ within 8 points of Lewis

'A' Final – JJ Hughes-Dowd made the most of Championship leader Lewis Bowles' absence to move to within 8 points of the top spot. JJ's 6th win of the year, compared to Lewis' 13, leaves him close to the top thanks to so many second place finishes and the fact that Lewis still has two results to come. The last few Club Nights will be interesting to follow.

JJ's Pole score of 96.3 laps broke Lewis' track record of 92.2 laps set on 04Apr23. He also broke his friend's F1 fastest lap record, set on 28Jun22, by 0.5 seconds leaving it at 6.08 seconds on the way to his first back to back wins and first win at Long Beach. **Jenson Woodhouse** took third in Qualifying but moved up to second at the flag two laps behind JJ and 1.3 ahead of **Harry Smith**. Harry earlier recorded the most race laps of the night in Qualifying on Yellow Lane, his 11th career most laps and first since 13Dec22. His total of 27.9 laps beat Lewis' 04Apr23 total of 27.6 laps giving him his 23rd track record.

'B' Final winner **Jacob Lawson** truly disliked Blue Lane as he fell back nearly five laps during the race. However he had already had a successful evening taking back to back fastest laps and breaking Lewis' GC track record with a 5.09 second lap, 0.64 seconds quicker than the 28Jun22 mark. In addition to this he and JJ set the most F1 laps of the night, their 24.5 laps beating Jacob's original track record of 22.8 laps set on 04Apr23.



'B' Final – Six year old **Timmy Stevenson** out qualified five year old **Ellis Woodhouse** by 19.9 laps on the tricky Long Beach circuit. Another 6.4 laps separated the two at the end of the 'B' with Timmy in fifth and Ellis in sixth. Can you imagine how good these two will be in the next couple of years!

Tommy Tyco



Luke Haymes was back for his second Club Night, running in the Early Final as he brought along three-year old son Theo.

Race Results



Who Came Where?

Who Scored What?



It was busy at Parc Ferme with 26 racers. Lewis Blacker helped out at Race Control.

DERBY H:O RACING CLUB CHAMPIONSHIP RACE 678											
Long Beach GC - 03 October 2023 - Round 20											
M = HO Master			MASTER POINTS TABLE			NM = NON MEMBER					
QUALIFYING			FINAL POSITIONS			POINTS TOTAL			FINAL POINTS		
POS	ADULT	LAPS	POS	ADULT	PTS	POS	ADULT	PTS	POS	ADULT	PTS
1	A Smith (M)	125.4	1	A Smith (M)	45	1	A Smith (M)	47	1	G Peach (M)	3.5
2	S Goodlip (M)	121.8	2	S Goodlip (M)	38	2	S Goodlip (M)	40	2	R Lawson	3.0
3	R Litherland	118.2	3	R Litherland	34	3	R Litherland	34	2	D Turnbull	3.0
4	C Bowles	111.6	4	N Sismey (M)	31	4	N Sismey (M)	31	4	N Sismey (M)	2.5
5	N Sismey (M)	109.6	5	G Peach (M)	29	5	G Peach (M)	29	4	J Lawson	2.5
6	P Rees (M)	106.0	6	C Bowles	28	6	C Bowles	28	6	A Smith (M)	2.0
7	G Peach (M)	101.7	7	P Rees (M)	27	7	P Rees (M)	27	7	S Goodlip (M)	1.5
8	L Pateman	101.2	8	L Smith	26	8	L Smith	26	7	L Smith	1.5
9	L Smith	98.4	9	R Lawson	25	9	R Lawson	25	7	L Blacker	1.5
10	L Blacker	96.8	10	L Pateman	24	9	L Pateman	25	7	H Smith	1.5
10	R Lawson	96.8	11	L Blacker	23	11	L Blacker	23	7	S Gray (M)	1.5
12	JJ Hughes-Dowd	96.3	12	D Turnbull	22	12	D Turnbull	22	12	R Litherland	1.0
13	D Turnbull	96.2	13	JJ Hughes-Dowd	21	13	JJ Hughes-Dowd	21	12	C Bowles	1.0
14	J Litherland	90.7	14	H Smith	20	14	H Smith	20	12	J Litherland	1.0
15	H Smith	90.2	15	J Litherland	19	15	J Litherland	19	12	M Dutson	1.0
16	A Woodhouse	87.7	16	J Lawson	18	16	J Lawson	18	16	P Rees (M)	0.5
17	S Gray (M)	87.6	17	S Gray (M)	17	17	S Gray (M)	17	16	L Pateman	0.5
18	A Stevenson	85.8	18	M Dutson	16	18	M Dutson	16	16	JJ Hughes-Dowd	0.5
19	L Haymes	84.9	19	S Smith	15	19	S Smith	15	16	S Smith	0.5
20	J Lawson	80.4	20	A Stevenson	14	20	A Stevenson	14	20	A Woodhouse	0.0
21	B Baldwin (NM)	73.7	21	L Haymes	13	21	L Haymes	13	20	A Stevenson	0.0
22	M Dutson	71.8	22	A Woodhouse	12	22	A Woodhouse	12	20	L Haymes	0.0
23	S Smith	69.7	23	B Baldwin	NM	23	B Baldwin	NM	20	B Baldwin	NM
QUALIFYING			FINAL POSITIONS			POINTS TOTAL			FINAL POINTS		
POS	JUNIOR	LAPS	POS	JUNIOR	PTS	POS	JUNIOR	PTS	POS	JUNIOR	PTS
1	JJ Hughes-Dowd	96.3	1	JJ Hughes-Dowd	45	1	JJ Hughes-Dowd	48	1	J Lawson	2.5
2	H Smith	90.2	2	J Woodhouse	38	2	J Woodhouse	38	2	JJ Hughes-Dowd	2.0
3	J Woodhouse	83.5	3	H Smith	34	3	H Smith	36	3	J Woodhouse	1.5
4	J Lawson	80.4	4	J Lawson	31	4	J Lawson	32	3	T Stevenson	1.5
5	T Stevenson	69.6	5	T Stevenson	29	5	T Stevenson	29	5	H Smith	1.0
6	E Woodhouse	49.7	6	E Woodhouse	28	6	E Woodhouse	28	5	E Woodhouse	1.0



It was great to have Geoff Peach back at DHORC for the first time since 27Jun23.



Steve Smith took 19th, while Harry Smith took third in the Juniors and 14th in the Adults.



Not the best of nights for Lee Pateman, however he did set a record 286th fastest lap beating race winner Angus Smith to a new GC track record by just 0.01 seconds!

DERBY H:O RACING CLUB CHAMPIONSHIP RACE 678													
Long Beach GC - 03 October 2023 - Round 20													
GROUP 'C' CAR LAPS & TIMES						FORMULA 1 CAR LAPS & TIMES							
FASTEST LAPS			BEST RACE LAPS (3 MINS)			FASTEST LAPS			BEST RACE LAPS (3 MINS)				
POS	ADULT	TIME	SPEED	POS	ADULT	LAPS	POS	ADULT	TIME	SPEED	POS	ADULT	LAPS
1	L Pateman	4.13	13.097	1	A Smith (M)	37.7	1	S Goodlip (M)	5.51	9.817	1	S Goodlip (M)	29.9
2	A Smith (M)	4.14	13.065	2	S Goodlip (M)	36.2	2	L Pateman	5.53	9.781	2	A Smith (M)	29.4
3	S Goodlip (M)	4.25	12.727	3	R Litherland	35.9	3	A Smith (M)	5.82	9.294	3	C Bowles	26.8
4	R Litherland	4.58	11.810	4	N Sismey (M)	34.8	4	C Bowles	6.06	8.926	3	L Pateman	26.8
5	N Sismey (M)	4.72	11.460	5	G Peach (M)	32.4	5	JJ Hughes-Dowd	6.08	8.896	5	R Litherland	25.8
6	G Peach (M)	4.97	10.883	6	C Bowles	31.5	6	J Lawson	6.10	8.867	6	JJ Hughes-Dowd	24.5
7	C Bowles	5.04	10.732	7	L Smith	30.8	7	L Haymes	6.30	8.586	6	J Lawson	24.5
7	H Smith	5.04	10.732	8	P Rees (M)	30.3	8	G Peach (M)	6.32	8.559	8	P Rees (M)	24.2
9	R Lawson	5.12	10.565	8	R Lawson	30.3	9	R Lawson	6.37	8.491	8	R Lawson	24.2
10	L Blacker	5.14	10.523	10	L Blacker	29.2	10	R Litherland	6.58	8.220	10	G Peach (M)	24.0
11	L Smith	5.20	10.402	11	L Pateman	28.8	11	P Rees (M)	6.67	8.110	11	N Sismey (M)	22.8
12	P Rees (M)	5.25	10.303	12	D Turnbull	28.2	12	J Litherland	6.69	8.085	11	L Haymes	22.8
13	J Litherland	5.37	10.073	13	A Stevenson	28.1	13	L Blacker	6.75	8.013	13	L Smith	21.9
14	D Turnbull	5.43	9.961	14	H Smith	27.9	14	L Smith	6.84	7.908	13	J Litherland	21.9
15	JJ Hughes-Dowd	5.46	9.907	15	JJ Hughes-Dowd	26.8	14	D Turnbull	6.84	7.908	15	L Blacker	21.8
16	J Lawson	5.60	9.659	16	J Lawson	26.5	16	A Woodhouse	6.91	7.828	16	D Turnbull	21.5
17	A Stevenson	5.70	9.490	17	J Litherland	26.2	17	A Stevenson	7.04	7.683	17	S Gray (M)	21.2
18	M Dutson	5.85	9.246	18	A Woodhouse	24.8	18	N Sismey (M)	7.11	7.608	17	A Stevenson	21.2
19	L Haymes	5.87	9.215	19	S Gray (M)	24.7	19	B Baldwin (NM)	7.14	7.576	19	B Baldwin (NM)	20.4
20	A Woodhouse	5.90	9.168	20	L Haymes	23.9	20	S Gray (M)	7.18	7.534	20	A Woodhouse	19.6
21	S Gray (M)	6.06	8.926	21	M Dutson	23.5	21	H Smith	7.27	7.440	20	H Smith	19.2
22	S Smith	6.25	8.655	22	S Smith	21.2	22	S Smith	7.33	7.379	22	S Smith	19.2
23	B Baldwin (NM)	6.82	7.931	23	B Baldwin (NM)	20.9	23	M Dutson	11.16	4.847	23	M Dutson	13.8
FASTEST LAPS			BEST RACE LAPS (3 MINS)			FASTEST LAPS			BEST RACE LAPS (3 MINS)				
POS	JUNIOR	TIME	SPEED	POS	JUNIOR	LAPS	POS	JUNIOR	TIME	SPEED	POS	JUNIOR	LAPS
1	J Lawson	5.09	10.627	1	H Smith	27.9	1	JJ Hughes-Dowd	6.08	8.896	1	JJ Hughes-Dowd	24.5
2	H Smith	5.23	10.342	2	JJ Hughes-Dowd	26.8	2	J Lawson	6.10	8.867	1	J Lawson	24.5
3	JJ Hughes-Dowd	5.49	9.853	3	J Lawson	26.2	3	H Smith	7.27	7.440	3	H Smith	19.2
4	J Woodhouse	5.86	9.230	4	J Woodhouse	24.5	4	J Woodhouse	7.44	7.270	4	J Woodhouse	18.4
5	T Stevenson	7.23	7.481	5	T Stevenson	19.4	5	T Stevenson	8.46	6.394	5	T Stevenson	16.3
6	E Woodhouse	7.70	7.025	6	E Woodhouse	15.8	6	E Woodhouse	8.65	6.253	6	E Woodhouse	13.0



Chris Bowles kindly picked up JJ Hughes-Dowd on the way to DHORC. He finished sixth, however, unfortunately son Lewis Bowles was unable to make it.



Alan Stevenson again won the Early Final with Timmy Stevenson taking 5th in the Juniors.

CL		NAME		ROUND 1 (GC) Y		ROUND 2 (F1) G		ROUND 3 (GC) R		ROUND 4 (F1) B		QUAL		FIN		FINAL 1		FINAL 2		BEST		TOTAL	
		LAPS	TIME	LAPS	TIME	LAPS	TIME	LAPS	TIME	LAPS	TIME	LAPS	TIME	POS	PTS	LAPS	TIME	LAPS	TIME	LAP	TIME	LAPS	LAPS
A	A	Smith (M)	37.7	4.31	29.4	5.82	34.5	4.34	23.8	6.32	125.4	A1	2.0	36.8	4.14	37.7	4.14	162.2					
A	S	Goodlip (M)	34.2	4.64	29.9	5.51	31.8	4.25	25.9	6.04	121.8	A2	1.5	36.2	4.26	36.2	4.25	158.0					
A	R	Litherland	35.5	4.58	25.8	6.58	33.4	4.67	23.5	6.91	118.2	A3	1.0	35.9	4.58	35.9	4.58	154.1					
A	C	Bowles	31.1	5.32	26.8	6.06	31.5	5.16	22.2	6.84	111.6	B3	1.0	31.0	5.04	31.5	5.04	142.6					
A	N	Sismey (M)	30.2	5.10	22.8	7.11	33.8	5.00	22.8	7.34	109.6	A4	2.5	34.8	4.72	30.0	5.32	174.4					
A	P	Rees	30.3	5.32	24.2	6.67	29.8	5.25	21.7	6.91	106.0	B4	0.5	28.1	5.37	30.3	5.25	134.1					
A	G	Peach (M)	23.8	5.60	24.0	6.43	30.9	5.12	23.0	6.32	101.7	B2	3.5	32.4	4.97	31.2	5.20	165.3					
A	L	Pateman	23.0	4.29	26.8	5.53	28.8	4.13	22.6	5.78	101.2	C4	0.5	16.0	4.58	28.8	4.13	117.2					
A	L	Smith	28.8	5.48	21.9	6.84	28.2	5.20	19.5	7.03	98.4	C2	1.5	30.8	5.22	30.8	5.20	129.2					
A	L	Blacker	26.3	5.56	20.3	6.75	28.4	5.14	21.8	7.41	96.8	D2	1.5	29.2	5.26	29.2	5.14	126.0					
A	R	Lawson	26.5	5.73	24.2	6.37	25.9	6.11	20.2	7.57	96.8	C3	3.0	30.2	5.31	30.3	5.12	157.3					
A	JJ	Hughes-Dowd	26.8	5.78	24.5	6.08	25.2	5.57	19.8	6.69	96.3	D4	0.5	26.3	5.46	26.8	5.46	26.3					
A	D	Turnbull	27.1	5.85	21.5	6.84	27.3	5.87	20.3	7.69	96.2	D3	3.0	27.8	5.43	28.2	5.60	152.2					
A	J	Litherland	24.0	6.14	21.9	6.69	24.5	6.10	20.3	7.47	90.7	E3	1.0	26.2	5.37	26.2	5.37	116.9					
A	H	Smith	27.9	5.23	19.2	7.27	24.2	5.38	18.9	7.30	90.2	E2	1.5	27.2	5.04	27.9	5.04	27.2					
A	A	Woodhouse	23.9	6.49	19.4	6.91	24.8	5.90	19.6	7.56	87.7	G3	0.0			24.8	5.90	87.7					
A	S	Gray (M)	21.5	6.58	21.2	7.18	24.7	6.55	20.2	7.39	87.6	F2	1.5	23.4	6.06	24.7	6.06	111.0					
A	A	Stevenson	23.5	6.15	21.2	7.04	23.3	6.09	17.8	8.09	85.8	G1	0.0	28.1	5.70	28.1	5.70	113.9					
A	L	Haymes	22.0	6.04	22.8	6.30	22.2	5.87	17.9	7.15	84.9	G2	0.0	23.9	5.89	23.9	5.87	108.8					
A	J	Lawson	23.8	5.89	24.5	6.10	16.9	6.18	15.2	7.50	80.4	E4	2.5	26.5	5.60	24.3	5.83	50.8					
A	M	Dutson	23.5	5.88	13.8	8.86	22.2	5.85	12.3	11.16	71.8	F3	1.0	22.5	6.20	23.5	5.85	94.3					
A	S	Smith	17.8	6.25	19.2	7.33	15.2	6.43	17.5	8.36	69.7	F4	0.5	21.2	6.60	21.2	6.25	90.9					
AS	B	Baldwin	17.8	7.53	20.4	7.14	18.3	6.82	17.2	7.77	73.7	H1	0.0	20.9	6.84	20.9	6.82	94.6					
J	JJ	Hughes-Dowd	26.8	5.78	24.5	6.08	25.2	5.57	19.8	6.69	96.3	A1	2.0	26.6	5.49	26.8	5.49	122.9					
J	H	Smith	27.9	5.23	19.2	7.27	24.2	5.38	18.9	7.30	90.2	A3	1.0	23.2	5.61	27.9	5.23	113.4					
J	J	Woodhouse	23.2	6.82	17.8	7.44	24.1	6.32	18.4	7.94	83.5	A2	1.5	24.5	5.86	24.5	5.86	108.0					
J	J	Lawson	23.8	5.89	24.5	6.10	16.9	6.18	15.2	7.50	80.4	A4	2.5	26.2	5.09	18.5	6.60	125.1					
J	T	Stevenson	17.7	7.95	16.2	8.46	19.4	7.49	16.3	8.87	69.6	B2	1.5	17.9	7.23	19.4	7.23	87.5					
J	E	Woodhouse	8.0	8.40	13.0	8.65	15.8	7.70	12.9	8.93	49.7	B3	1.0	11.5	9.60	15.8	7.70	61.2					
															TOTAL FEET		262,838.2		TOTAL LAPS		3,313.1		



A big thank you to Stuart Gray for helping set up! He would finish in 17th.

Everyone's
Best Results
At This Circuit



What are my Best Scores?
Who Have I Beaten?



Andrew Woodhouse couldn't stop for the Early Final so took home his 8th Wooden Spoon. Ellis Woodhouse finished in 6th in the Juniors.

Long Beach Best Off Chart 1

Qualifying Combined					Final Points			
Pos	Adult	Laps	MPH	Date	Pos	Adult	Pts	Date
1	A Smith	125.4	9.421	03-Oct-23	1	L Blacker	3.5	11-Jan-22
2	S Goodlip (M)	121.8	9.150	03-Oct-23	1	A Turnbull	3.5	11-Jan-22
3	R Litherland	118.2	8.880	03-Oct-23	1	J Lamb	3.5	11-Jan-22
4	L Pateman	116.7	8.767	04-Apr-23	1	S Goodlip (M)	3.5	28-Jun-22
5	C Bowles	111.6	8.384	03-Oct-23	1	R Litherland	3.5	04-Apr-23
6	N Sismey (M)	109.6	8.234	03-Oct-23	1	G Peach (M)	3.5	03-Oct-23
7	A Turnbull	107.2	8.054	04-Apr-23	7	D Garbett (M)	3.0	11-Jan-22
8	P Rees (M)	106.0	7.963	03-Oct-23	7	C Bowles	3.0	28-Jun-22
9	G Peach (M)	101.7	7.640	03-Oct-23	7	N Sismey (M)	3.0	04-Apr-23
10	L Smith	98.4	7.392	03-Oct-23	7	S Gray (M)	3.0	04-Apr-23
11	L Blacker	96.8	7.272	03-Oct-23	7	D Turnbull	3.0	04-Apr-23
11	R Lawson	96.8	7.272	03-Oct-23	7	R Lawson	3.0	03-Oct-23
13	JJ Hughes-Dowd	96.3	7.235	03-Oct-23	13	C Cooper	2.5	11-Jan-22
14	D Turnbull	96.2	7.227	03-Oct-23	13	P Rees (M)	2.5	11-Jan-22
15	L Bowles	92.2	6.927	04-Apr-23	13	J Lawson	2.5	04-Apr-23
16	J Litherland	90.7	6.814	03-Oct-23	16	L Pateman	2.0	11-Jan-22
17	H Smith	90.2	6.776	03-Oct-23	16	A Smith	2.0	03-Oct-23
18	A Woodhouse	87.7	6.589	03-Oct-23	18	L Bowles	1.5	04-Apr-23
19	S Gray (M)	87.6	6.581	03-Oct-23	18	JJ Hughes-Dowd	1.5	04-Apr-23
20	A Stevenson	85.8	6.446	03-Oct-23	18	D Hughes-Dowd	1.5	04-Apr-23
21	L Haymes	84.9	6.378	03-Oct-23	18	L Smith	1.5	03-Oct-23
22	J Lawson	81.4	6.115	04-Apr-23	18	H Smith	1.5	03-Oct-23
23	A Thompson	78.1	5.867	04-Apr-23	23	M Dutson	1.0	28-Jun-22
24	D Hughes-Dowd	72.0	5.409	04-Apr-23	23	J Litherland	1.0	03-Oct-23
25	M Dutson	71.8	5.394	03-Oct-23	25	S Smith	0.5	03-Oct-23
26	S Smith	69.7	5.236	03-Oct-23	26	A Thompson	0.0	28-Jun-22
27	J Lamb	N/A	N/A	N/A	26	A Stevenson	0.0	04-Apr-23
27	D Garbett (M)	N/A	N/A	N/A	26	L Haymes	0.0	03-Oct-23
27	C Cooper	N/A	N/A	N/A	26	A Woodhouse	0.0	04-Apr-23
Pos	Junior	Laps	MPH	Date	Pos	Junior	Pts	Date
1	JJ Hughes-Dowd	96.3	7.235	03-Oct-23	1	J Thompson	2.5	04-Apr-23
2	L Bowles	92.2	6.927	04-Apr-23	1	J Lawson	2.5	03-Oct-23
3	H Smith	90.2	6.776	03-Oct-23	3	L Bowles	2.0	28-Jun-22
4	J Woodhouse	83.5	6.273	03-Oct-23	3	JJ Hughes-Dowd	2.0	03-Oct-23
5	J Lawson	81.4	6.115	04-Apr-23	5	J Woodhouse	1.5	04-Apr-23
6	J Thompson	78.0	5.860	04-Apr-23	5	T Stevenson	1.5	03-Oct-23
7	T Stevenson	69.6	5.229	03-Oct-23	7	E Doyle	1.0	28-Jun-22
8	E Woodhouse	49.7	3.734	03-Oct-23	7	E Woodhouse	1.0	03-Oct-23
9	E Doyle	N/A	N/A	N/A	7	H Smith	1.0	03-Oct-23



No Adam Turnbull on Tuesday due to his broken ankle but dad Dan Turnbull did his fair share of time at Race Control again. Thanks Dan.

Long Beach Best Off Chart 2 - F1

Qualifying					Fastest Laps					Race Laps				
Pos	Adult	Laps	MPH	Date	Pos	Adult	Time	MPH	Date	Pos	Adult	Laps	MPH	Date
1	L Pateman	54.1	8.129	11-Jan-22	1	S Goodlip (M)	5.46	9.907	11-Jan-22	1	S Goodlip (M)	29.9	8.985	03-Oct-23
2	P Rees (M)	52.0	7.813	11-Jan-22	2	L Pateman	5.53	9.781	03-Oct-23	2	A Smith	29.4	8.835	03-Oct-23
3	S Goodlip (M)	50.8	7.633	11-Jan-22	3	A Smith	5.82	9.294	03-Oct-23	3	P Rees (M)	28.2	8.474	11-Jan-22
4	N Sismey (M)	50.7	7.618	11-Jan-22	4	A Turnbull	5.87	9.215	11-Jan-22	4	L Pateman	27.3	8.204	11-Jan-22
5	A Turnbull	48.1	7.227	28-Jun-22	5	P Rees (M)	5.94	9.106	11-Jan-22	5	N Sismey (M)	26.9	8.084	28-Jun-22
6	C Bowles	47.1	7.077	28-Jun-22	5	C Bowles	5.94	9.106	04-Apr-23	6	C Bowles	26.8	8.054	03-Oct-23
7	R Litherland	45.9	6.897	11-Jan-22	7	G Peach (M)	6.02	8.985	11-Jan-22	7	A Turnbull	26.7	8.023	11-Jan-22
8	A Smith	45.7	6.867	28-Jun-22	8	JJ Hughes-Dowd	6.08	8.896	03-Oct-23	8	D Garbett (M)	26.2	7.873	11-Jan-22
9	D Garbett (M)	43.4	6.521	11-Jan-22	9	N Sismey (M)	6.10	8.867	28-Jun-22	9	R Litherland	25.8	7.753	03-Oct-23
10	R Lawson	43.0	6.461	11-Jan-22	9	J Lawson	6.10	8.867	03-Oct-23	10	J Lawson	24.5	7.362	03-Oct-23
11	G Peach (M)	42.1	6.326	11-Jan-22	11	D Garbett (M)	6.12	8.838	11-Jan-22	10	JJ Hughes-Dowd	24.5	7.362	03-Oct-23
12	S Gray (M)	41.9	6.296	11-Jan-22	12	R Litherland	6.25	8.655	04-Apr-23	12	R Lawson	24.2	7.272	03-Oct-23
13	D Turnbull	40.9	6.145	11-Jan-22	13	L Haymes	6.30	8.586	03-Oct-23	13	G Peach (M)	24.0	7.212	03-Oct-23
14	L Blacker	40.8	6.130	11-Jan-22	14	R Lawson	6.37	8.491	03-Oct-23	14	L Blacker	23.6	7.092	11-Jan-22
15	M Dutson	37.6	5.649	28-Jun-22	15	D Turnbull	6.59	8.208	11-Jan-22	15	S Gray (M)	23.5	7.062	11-Jan-22
16	C Cooper	36.1	5.424	11-Jan-22	16	J Lamb	6.60	8.196	11-Jan-22	16	D Turnbull	22.8	6.851	04-Apr-23
17	J Lamb	33.4	5.018	11-Jan-22	17	S Gray (M)	6.65	8.134	11-Jan-22	16	L Haymes	22.8	6.851	03-Oct-23
18	A Thompson	31.9	4.793	28-Jun-22	18	C Cooper	6.66	8.122	11-Jan-22	18	L Smith	21.9	6.581	03-Oct-23
19	A Stevenson	N/A	N/A	N/A	19	J Litherland	6.69	8.085	03-Oct-23	18	J Litherland	21.9	6.581	03-Oct-23
19	A Woodhouse	N/A	N/A	N/A	20	L Blacker	6.75	8.013	11-Jan-22	20	C Cooper	21.7	6.521	11-Jan-22
19	D Hughes-Dowd	N/A	N/A	N/A	21	D Hughes-Dowd	6.80	7.955	04-Apr-23	21	A Stevenson	21.2	6.371	03-Oct-23
19	H Smith	N/A	N/A	N/A	22	L Smith	6.84	7.908	03-Oct-23	22	J Lamb	20.7	6.220	11-Jan-22
19	J Lawson	N/A	N/A	N/A	23	A Woodhouse	6.91	7.828	03-Oct-23	23	D Hughes-Dowd	20.4	6.130	04-Apr-23
19	J Litherland	N/A	N/A	N/A	24	A Stevenson	7.04	7.683	03-Oct-23	24	M Dutson	20.3	6.100	28-Jun-22
19	JJ Hughes-Dowd	N/A	N/A	N/A	25	L Bowles	7.27	7.440	04-Apr-23	25	L Bowles	20.2	6.070	04-Apr-23
19	L Bowles	N/A	N/A	N/A	25	H Smith	7.27	7.440	03-Oct-23	26	A Thompson	19.9	5.980	28-Jun-22
19	L Haymes	N/A	N/A	N/A	27	S Smith	7.33	7.379	03-Oct-23	27	A Woodhouse	19.6	5.890	03-Oct-23
19	L Smith	N/A	N/A	N/A	28	A Thompson	7.35	7.359	04-Apr-23	28	H Smith	19.2	5.770	03-Oct-23
19	S Smith	N/A	N/A	N/A	29	M Dutson	7.68	7.043	28-Jun-22	28	S Smith	19.2	5.770	03-Oct-23
Pos	Junior	Laps	MPH	Date	Pos	Junior	Time	MPH	Date	Pos	Junior	Laps	MPH	Date
1	J Lawson	40.6	6.100	11-Jan-22	1	JJ Hughes-Dowd	6.08	8.896	03-Oct-23	1	J Lawson	24.5	7.362	03-Oct-23
2	L Bowles	36.9	5.544	28-Jun-22	2	J Lawson	6.10	8.867	03-Oct-23	1	JJ Hughes-Dowd	24.5	7.362	03-Oct-23
3	J Thompson	31.3	4.703	28-Jun-22	3	L Bowles	6.58	8.220	28-Jun-22	3	L Bowles	21.4	6.431	28-Jun-22
4	E Doyle	28.3	4.252	28-Jun-22	4	J Thompson	6.90	7.839	04-Apr-23	4	J Thompson	20.4	6.130	04-Apr-23
5	E Woodhouse	N/A	N/A	N/A	5	H Smith	7.27	7.440	03-Oct-23	5	H Smith	19.2	5.770	03-Oct-23
5	H Smith	N/A	N/A	N/A	6	J Woodhouse	7.44	7.270	03-Oct-23	6	J Woodhouse	18.4	5.529	03-Oct-23
5	J Woodhouse	N/A	N/A	N/A	7	T Stevenson	8.46	6.394	03-Oct-23	7	T Stevenson	16.3	4.898	03-Oct-23
5	JJ Hughes-Dowd	N/A	N/A	N/A	8	E Woodhouse	8.65	6.253	03-Oct-23	8	E Doyle	15.5	4.658	28-Jun-22
5	T Stevenson	N/A	N/A	N/A	9	E Doyle	9.50	5.694	28-Jun-22	9	E Woodhouse	13.0	3.907	03-Oct-23



“Macaully Dutson”, “Yes can I help?”, “No, but thank you for turning around!”




Liam, pleased with himself after showing friend Brian the ropes.



Long Beach Best Off Chart 3 - GC

Qualifying					Fastest Laps					Race Laps				
Pos	Adult	Laps	MPH	Date	Pos	Adult	Time	MPH	Date	Pos	Adult	Laps	MPH	Date
1	L Pateman	73.0	10.968	28-Jun-22	1	L Pateman	4.13	13.097	03-Oct-23	1	L Pateman	38.8	11.660	28-Jun-22
2	A Smith	66.1	9.932	28-Jun-22	2	A Smith	4.14	13.065	03-Oct-23	2	A Smith	37.7	11.329	03-Oct-23
3	A Turnbull	65.8	9.887	28-Jun-22	3	S Goodlip (M)	4.25	12.727	03-Oct-23	3	S Goodlip (M)	36.2	10.878	03-Oct-23
4	P Rees (M)	61.8	9.286	28-Jun-22	4	R Litherland	4.58	11.810	03-Oct-23	4	R Litherland	35.9	10.788	03-Oct-23
5	N Sismey (M)	61.2	9.195	28-Jun-22	5	D Garbett (M)	4.65	11.632	11-Jan-22	5	N Sismey (M)	34.8	10.458	03-Oct-23
6	S Goodlip (M)	61.1	9.180	11-Jan-22	6	C Bowles	4.72	11.460	28-Jun-22	6	A Turnbull	33.6	10.097	28-Jun-22
7	C Bowles	60.6	9.105	28-Jun-22	6	N Sismey (M)	4.72	11.460	03-Oct-23	7	C Bowles	33.4	10.037	28-Jun-22
8	D Garbett (M)	59.9	9.000	28-Jun-22	8	J Lamb	4.90	11.039	11-Jan-22	8	P Rees (M)	32.5	9.766	11-Jan-22
9	R Litherland	59.0	8.865	11-Jan-22	9	G Peach (M)	4.91	11.016	11-Jan-22	9	G Peach (M)	32.4	9.736	03-Oct-23
10	G Peach (M)	55.5	8.339	11-Jan-22	10	A Turnbull	4.92	10.994	28-Jun-22	10	L Smith	30.8	9.256	03-Oct-23
11	D Turnbull	53.4	8.023	28-Jun-22	11	P Rees (M)	4.97	10.883	11-Jan-22	11	D Garbett (M)	30.4	9.135	28-Jun-22
12	L Blacker	50.4	7.573	28-Jun-22	12	H Smith	5.04	10.732	03-Oct-23	12	R Lawson	30.3	9.105	03-Oct-23
12	A Thompson	50.4	7.573	28-Jun-22	13	R Lawson	5.12	10.565	03-Oct-23	13	J Lamb	29.2	8.775	11-Jan-22
14	R Lawson	48.8	7.332	11-Jan-22	14	L Blacker	5.14	10.523	03-Oct-23	13	L Blacker	29.2	8.775	03-Oct-23
15	C Cooper	48.6	7.302	11-Jan-22	15	L Smith	5.20	10.402	03-Oct-23	15	D Turnbull	28.4	8.534	04-Apr-23
16	S Gray (M)	48.3	7.257	28-Jun-22	16	C Cooper	5.30	10.206	11-Jan-22	16	A Stevenson	28.1	8.444	03-Oct-23
17	J Lamb	48.2	7.242	11-Jan-22	17	JJ Hughes-Dowd	5.33	10.148	04-Apr-23	17	H Smith	27.9	8.384	03-Oct-23
18	M Dutson	37.9	5.695	28-Jun-22	18	J Litherland	5.37	10.073	03-Oct-23	18	J Lawson	27.8	8.354	04-Apr-23
19	A Stevenson	N/A	N/A	N/A	19	D Turnbull	5.40	10.017	11-Jan-22	19	L Bowles	27.6	8.294	04-Apr-23
19	A Woodhouse	N/A	N/A	N/A	20	L Bowles	5.52	9.799	04-Apr-23	20	JJ Hughes-Dowd	26.8	8.054	03-Oct-23
19	D Hughes-Dowd	N/A	N/A	N/A	21	J Lawson	5.60	9.659	03-Oct-23	21	J Litherland	26.2	7.873	03-Oct-23
19	H Smith	N/A	N/A	N/A	22	A Stevenson	5.70	9.490	03-Oct-23	22	C Cooper	26.1	7.843	11-Jan-22
19	J Lawson	N/A	N/A	N/A	23	M Dutson	5.73	9.440	28-Jun-22	23	S Gray (M)	25.5	7.663	11-Jan-22
19	J Litherland	N/A	N/A	N/A	24	L Haymes	5.87	9.215	03-Oct-23	24	A Thompson	25.2	7.573	28-Jun-22
19	JJ Hughes-Dowd	N/A	N/A	N/A	25	A Woodhouse	5.90	9.168	03-Oct-23	25	M Dutson	25.0	7.513	28-Jun-22
19	L Bowles	N/A	N/A	N/A	26	A Thompson	5.93	9.122	28-Jun-22	26	A Woodhouse	24.8	7.452	03-Oct-23
19	L Haymes	N/A	N/A	N/A	27	S Gray (M)	6.06	8.926	03-Oct-23	27	L Haymes	23.9	7.182	03-Oct-23
19	L Smith	N/A	N/A	N/A	28	S Smith	6.25	8.655	03-Oct-23	28	S Smith	21.2	6.371	03-Oct-23
19	S Smith	N/A	N/A	N/A	29	D Hughes-Dowd	6.55	8.258	04-Apr-23	29	D Hughes-Dowd	20.5	6.160	04-Apr-23
Pos	Junior	Laps	MPH	Date	Pos	Junior	Time	MPH	Date	Pos	Junior	Laps	MPH	Date
1	L Bowles	48.7	7.317	28-Jun-22	1	J Lawson	5.09	10.627	03-Oct-23	1	H Smith	27.9	8.384	03-Oct-23
2	J Lawson	47.4	7.122	11-Jan-22	2	H Smith	5.23	10.342	03-Oct-23	2	L Bowles	27.6	8.294	04-Apr-23
3	J Thompson	39.3	5.905	28-Jun-22	3	JJ Hughes-Dowd	5.49	9.853	03-Oct-23	3	JJ Hughes-Dowd	26.8	8.054	03-Oct-23
4	E Doyle	36.1	5.424	28-Jun-22	4	L Bowles	5.73	9.440	28-Jun-22	4	J Lawson	26.2	7.873	03-Oct-23
5	E Woodhouse	N/A	N/A	N/A	5	J Woodhouse	5.86	9.230	03-Oct-23	5	J Woodhouse	24.5	7.362	03-Oct-23
5	H Smith	N/A	N/A	N/A	6	E Doyle	5.88	9.199	28-Jun-22	6	J Thompson	23.2	6.972	28-Jun-22
5	J Woodhouse	N/A	N/A	N/A	7	J Thompson	6.32	8.559	04-Apr-23	7	E Doyle	21.3	6.401	28-Jun-22
5	JJ Hughes-Dowd	N/A	N/A	N/A	8	T Stevenson	7.23	7.481	03-Oct-23	8	T Stevenson	19.4	5.830	03-Oct-23
5	T Stevenson	N/A	N/A	N/A	9	E Woodhouse	7.70	7.025	03-Oct-23	9	E Woodhouse	15.8	4.748	03-Oct-23



Lights out.....



Junior 'B' Final – Ellis (6th), winner Jacob and Timmy (5th)



Championship Tables



Those All Important
Points!



Junior 'A' Final – Winner JJ Hughes-Dowd, Harry (3rd), Jenson Woodhouse (2nd) and Jacob, loving Blue Lane (not), in 4th.



DHORC Championship 2023				
Pos	Competitor	Total	Best (75%)	Diff
	Name	26	20	
	(Adult)	Scores	Scores	
1	S Goodlip (M)	772	772	
2	L Pateman	661	661	111
3	A Smith (M)	647	647	14
4	N Sismey (M)	611	611	36
5	A Turnbull	570	570	41
6	P Rees (M)	563	563	7
7	L Blacker	492	492	71
8	C Bowles	469	469	23
9	D Turnbull	454	454	15
10	JJ Hughes-Dowd	441	441	13
11	S Gray (M)	354	354	87
12	D Hughes-Dowd	338	338	16
13	R Litherland	317	317	21
14	D Latham	305	305	12
15	G Peach (M)	296	296	9
16	L Bowles	284	284	12
17	A Woodhouse	280	280	4
18	S Smith	257	257	23
19	H Smith	250	250	7
20	R Lawson	204	204	46
21	A Stevenson	188	188	16
22	L Smith	180	180	8
23	M Dutson	147	147	33
24	J Lawson	137	137	10
25	A Thompson	93	93	44
26	D Garbett (M)	49	49	44
26	L Haymes	34	34	15
27	J Litherland	19	19	15
Pos	(Juniors)	Total	75%	Diff
1	L Bowles	814	814	
2	JJ Hughes-Dowd	806	806	8
3	J Woodhouse	525	525	281
4	E Woodhouse	437	437	88
5	H Smith	408	408	29
6	T Stevenson	386	386	22
7	J Lawson	244	244	142
8	J Thomson	191	191	53
9	E Doyle	97	97	94
Pos	(Masters)	Total	75%	Diff
1	S Goodlip (M)	859	859	
2	A Smith (M)	738	738	121
3	N Sismey (M)	697	697	41
4	P Rees (M)	662	662	35
5	S Gray (M)	481	481	181
6	G Peach (M)	335	335	146
7	D Garbett (M)	57	57	278

DHORC Challenge 2023				
Pos	Competitor	Wins	Results	
			(26)	Turn Up
	Name		Points	Rate
	(Adult)			
1	L Blacker	8	43.5	100.00%
2	S Goodlip (M)	10	40.5	100.00%
3	P Rees (M)	9	40.0	100.00%
4	N Sismey (M)	7	36.0	100.00%
5	A Turnbull	4	35.0	95.00%
6	D Hughes-Dowd	4	34.5	85.00%
7	D Turnbull	4	33.0	90.00%
8	A Smith (M)	8	32.5	90.00%
9	L Pateman	7	32.0	90.00%
10	JJ Hughes-Dowd	4	31.0	100.00%
11	C Bowles	1	27.5	85.00%
12	S Gray (M)	3	27.0	80.00%
13	G Peach (M)	8	25.0	55.00%
14	H Smith	4	23.0	60.00%
15	L Bowles	2	21.0	63.16%
15	D Latham	2	21.0	73.68%
17	R Litherland	4	19.5	55.00%
18	S Smith	2	19.0	60.00%
19	L Smith	1	17.0	43.75%
20	J Lawson	4	14.0	38.89%
21	A Woodhouse	2	11.0	78.95%
21	R Lawson	2	11.0	61.11%
23	M Dutson	0	10.5	44.44%
24	D Garbett (M)	0	1.5	10.00%
25	J Litherland	0	1.0	100.00%
26	L Haymes	0	0.5	100.00%
27	A Stevenson	0	0.0	55.00%
27	A Thompson	0	0.0	31.58%
Pos	(Junior)	Wins	Points	Rate
1	JJ Hughes-Dowd	6	40.0	100.00%
2	L Bowles	13	39.5	90.00%
3	J Woodhouse	4	28.0	78.95%
4	H Smith	1	21.0	60.00%
5	E Woodhouse	0	20.0	78.95%
6	J Thomson	5	15.0	31.58%
6	T Stevenson	2	15.0	65.00%
8	J Lawson	1	10.0	38.89%
9	E Doyle	0	1.5	15.79%



Early Final – Luke (21st), winner Alan (20th), Non-Member Brian (23rd).
Andrew Woodhouse wasn't able to stay for the Final so took 22nd.



DHORC Championship 2023																										
Pos	Competitor Name (Adult)	M/A F1 10-Jan	INT GC 31-Jan	CP F1 21-Feb	CP GC 14-Feb	MON F1 14-Mar	LB GC 04-Apr	ZAN F1 02-May	ZAN GC 02-May	M/A F1 23-May	M/A GC 27-Jun	INT F1 18-Jul	INT GC 18-Jul	DO F1V 25-Jul	DO GCB 25-Jul	DO F1T 25-Jul	DO GCV 25-Jul	CP F1 08-Aug	CP GC 08-Aug	MON F1 12-Sep	LB GC 03-Oct	Total Scores	Best (75%) 20	Diff		
1	S Goodlip (M)	29	38	31	45	38	38	35	34	48	42	31	47	38	15	36	43	50	40	772	772	111				
2	L Padman	49	31	29	41	32	40	39	48	40	DNS	19	47	19	50	38	31	34	25	661	661	14				
3	A Smith (M)	39	45	48	33	34	34	DNS	48	38	46	22	26	18	29	34	45	DNS	47	647	647	36				
4	N Stisney (M)	27	29	34	34	28	31	27	27	34	31	24	24	24	34	28	29	38	31	611	611	7				
5	A Turnbull	28	34	29	23	28	28	27	26	38	28	34	36	27	17	38	45	27	29	DNS	570	41	7			
6	P Rees (M)	34	26	38	27	27	45	29	29	26	31	27	19	24	21	18	29	28	31	27	563	563	71			
7	L Blacker	23	21	22	24	18	22	23	25	25	26	26	21	34	34	22	26	27	23	492	492	23				
8	C Bowles	26	28	DNS	DNS	29	26	34	28	28	29	29	38	28	20	23	23	25	DNS	28	469	469	15			
9	D Turnbull	22	25	25	25	24	25	24	26	23	26	28	29	25	26	DNS	DNS	25	22	454	454	13				
10	JJ Hughes-Dowd	19	16	18	22	23	20	24	23	22	22	24	24	17	27	25	24	23	26	21	441	441	15			
11	S Gray (M)	21	22	24	19	DNS	19	21	20	19	24	23	27	31	19	DNS	DNS	DNS	DNS	17	354	354	87			
12	D Hughes-Dowd	20	17	19	17	19	17	22	19	23	20	23	21	22	17	23	19	DNS	DNS	20	DNS	338	338	16		
13	R Litherland	31	DNS	26	29	26	29	DNS	DNS	24	31	DNS	DNS	DNS	DNS	25	34	28	34	317	317	21				
14	D Latham	DNS	18	23	18	17	DNS	DNS	21	17	22	22	17	29	25	28	27	21	DNS	DNS	305	305	12			
15	G Peach (M)	24	27	28	28	25	24	29	27	31	24	DNS	DNS	DNS	DNS	DNS	DNS	DNS	29	296	296	9				
16	L Bowles	DNS	23	21	26	DNS	23	DNS	DNS	29	25	16	23	17	31	26	24	DNS	DNS	284	284	12				
17	A Woodhouse	DNS	14	DNS	16	15	DNS	15	19	19	20	34	24	24	22	10	19	17	12	280	280	4				
18	S Smith	18	20	DNS	DNS	DNS	DNS	20	20	19	DNS	DNS	47	19	18	21	20	20	DNS	15	257	257	23			
19	H Smith	17	19	DNS	DNS	DNS	DNS	19	22	18	DNS	DNS	26	19	26	21	21	22	DNS	20	250	250	7			
20	R Lawson	DNS	DNS	20	20	21	18	DNS	DNS	21	DNS	DNS	14	14	14	14	DNS	DNS	23	25	204	204	46			
21	A Stevenson	16	DNS	DNS	15	16	18	17	16	20	20	DNS	DNS	DNS	DNS	DNS	DNS	18	14	188	188	16				
22	L Smith	DNS	DNS	DNS	DNS	22	DNS	DNS	DNS	DNS	DNS	28	22	31	27	DNS	DNS	24	26	180	180	8				
23	M Dutton	DNS	DNS	16	16	DNS	DNS	DNS	DNS	DNS	DNS	DNS	19	15	22	24	DNS	DNS	19	16	147	147	33			
24	J Lawson	DNS	DNS	17	21	20	21	DNS	DNS	18	DNS	DNS	DNS	DNS	DNS	DNS	DNS	DNS	22	18	137	137	10			
25	A Thompson	DNS	15	DNS	DNS	DNS	14	17	16	14	DNS	DNS	DNS	DNS	DNS	DNS	DNS	DNS	DNS	93	93	44				
26	D Garbett (M)	25	24	DNS	DNS	DNS	DNS	DNS	DNS	DNS	DNS	DNS	DNS	DNS	DNS	DNS	DNS	DNS	DNS	49	49	44				
26	L Haymes	DNS	DNS	DNS	DNS	DNS	DNS	DNS	DNS	DNS	DNS	DNS	DNS	DNS	DNS	DNS	DNS	DNS	21	13	34	34	15			
27	J Litherland	DNS	DNS	DNS	DNS	DNS	DNS	DNS	DNS	DNS	DNS	DNS	DNS	DNS	DNS	DNS	DNS	DNS	DNS	19	19	15				
Pos	(Juniors)	659	660	661	662	663	664	665	666	667	668	669	670	671	672	673	674	675	676	677	678	Total	75%	Diff		
1	L Bowles	49	47	50	50	35	47	35	48	DNS	47	48	50	38	47	50	47	37	48	41	DNS	814	814	8		
2	JJ Hughes-Dowd	39	35	38	38	48	35	46	40	49	41	38	40	38	29	34	38	47	40	45	48	806	806	8		
3	J Woodhouse	DNS	28	DNS	DNS	31	29	DNS	DNS	38	34	36	34	47	40	47	32	31	31	29	38	525	525	281		
4	E Woodhouse	34	32	DNS	DNS	DNS	27	DNS	DNS	28	27	29	29	34	32	29	32	29	29	28	28	437	437	88		
5	H Smith	34	32	DNS	DNS	DNS	38	34	32	DNS	DNS	DNS	31	34	34	34	34	38	34	DNS	36	408	408	29		
6	T Stevenson	DNS	31	DNS	31	28	28	29	29	28	31	31	DNS	DNS	DNS	DNS	DNS	DNS	31	29	386	386	22			
7	J Lawson	DNS	DNS	34	34	39	DNS	DNS	DNS	29	DNS	DNS	DNS	DNS	DNS	DNS	DNS	DNS	37	32	244	244	142			
8	J Thomson	DNS	29	DNS	DNS	DNS	32	34	31	34	31	DNS	DNS	DNS	DNS	DNS	DNS	DNS	DNS	DNS	191	191	53			
9	E Doyle	DNS	39	29	29	DNS	DNS	DNS	DNS	DNS	DNS	DNS	DNS	DNS	DNS	DNS	DNS	DNS	DNS	DNS	DNS	97	97	94		
Pos	(Masters)	659	660	661	662	663	664	665	666	667	668	669	670	671	672	673	674	675	676	677	678	Total	75%	Diff		
1	S Goodlip (M)	35	42	31	46	50	47	43	46	48	48	42	49	43	47	38	30	43	43	50	41	859	859	121		
2	A Smith (M)	48	46	50	38	34	37	35	35	DNS	48	40	46	31	34	32	47	45	45	DNS	47	738	738	121		
3	N Stisney (M)	31	34	38	38	38	29	38	29	38	34	34	34	38	34	32	47	33	31	34	38	697	697	41		
4	P Rees (M)	39	29	38	29	31	31	45	34	35	31	30	31	30	31	38	34	31	34	29	662	662	35			
5	S Gray (M)	27	27	28	28	DNS	28	28	29	28	29	29	38	34	34	34	34	DNS	DNS	DNS	28	481	481	181		
6	G Peach (M)	28	31	29	31	29	29	31	29	38	29	DNS	DNS	DNS	DNS	DNS	DNS	DNS	DNS	DNS	31	335	335	146		
7	D Garbett (M)	29	28	DNS	DNS	DNS	DNS	DNS	DNS	DNS	DNS	DNS	DNS	DNS	DNS	DNS	DNS	DNS	DNS	DNS	DNS	57	57	278		



Simon Goodlip continues to lead both the Adults and Masters' Championships, and is second in the DHORC Challenge, Phil dropping to third. But it is all very close!



Pos	Competitor		Wins	DHORC Final Challenge 2023																								Results	
	Name	(Adult)		MIA F1	INT GC	CP F1	CP GC	MON F1	LB GC	ZAN F1	ZAN GC	MAS F1	MIA GC	INT F1	INT GC	DO F1V	DO GCB	DO FIT	DO GCV	CP F1	CP GC	MON F1	LB GC	Turn Up	Rate				
				10-Jan	31-Jan	21-Feb	21-Feb	14-Mar	04-Apr	02-May	02-May	23-May	27-Jun	18-Jul	18-Jul	25-Jul	25-Jul	25-Jul	25-Jul	18-Jul	18-Jul	25-Jul	25-Jul	12-Sep	03-Oct	(26)	Points	Rate	
1	L Blacker		8	1.5	0.5	3.0	6.5	0.5	1.0	3.5	1.0	3.0	1.0	3.0	1.5	2.5	3.0	3.5	3.0	1.5	2.5	1.5	2.5	2.5	1.5	1.5	43.5	100.00%	
2	S Goodlip (M)		10	3.5	1.5	4.5	2.0	2.0	2.0	1.0	1.5	1.0	1.0	2.0	1.5	3.0	4.0	4.0	0.5	0.5	1.5	2.0	1.5	2.0	1.5	1.5	40.5	100.00%	
3	P Rees (M)		9	3.0	3.5	1.5	0.5	2.5	0.5	4.0	1.5	1.5	1.5	2.5	0.5	1.0	2.5	3.0	1.0	1.5	5.0	2.5	0.5	2.5	0.5	2.0	40.0	100.00%	
4	N Slimey (M)		7	0.5	1.5	1.0	1.5	3.0	1.0	2.5	0.5	2.5	0.5	2.5	1.0	2.0	2.0	4.0	1.0	1.0	1.5	1.5	1.5	1.5	2.5	36.0	100.00%		
5	A Turnbull		4	1.0	3.0	1.5	1.5	1.0	1.0	0.5	3.5	1.5	1.0	3.0	1.0	3.5	3.0	1.5	3.5	2.0	0.5	1.5	1.5	1.5	1.5	DNS	35.0	95.00%	
6	D Hughes-Dowd		4	3.5	1.5	3.0	1.5	3.0	1.5	1.0	1.0	3.5	1.5	1.5	0.5	2.0	1.5	3.5	3.0	0.5	0.5	1.5	1.5	1.5	DNS	34.5	85.00%		
7	D Turnbull		4	1.0	1.0	1.0	1.0	2.5	3.0	1.0	0.5	1.5	1.5	1.5	3.0	2.5	3.0	2.5	3.0	2.5	0.5	1.0	2.0	3.0	3.0	33.0	90.00%		
8	A Smith (M)		8	1.5	2.0	2.0	2.5	1.0	0.5	0.5	3.0	2.0	1.5	2.0	1.5	2.0	3.0	0.5	3.5	1.0	2.0	2.0	DNS	2.0	2.0	32.5	90.00%		
9	L Pateman		7	2.0	0.5	0.5	1.5	2.5	1.5	1.5	2.0	2.0	1.5	DNS	DNS	1.0	4.0	2.0	4.0	3.5	0.5	1.0	0.5	1.0	0.5	32.0	90.00%		
10	JJ Hughes-Dowd		4	1.0	1.0	0.5	1.0	1.5	1.5	2.5	1.5	1.0	1.0	0.5	2.5	4.0	1.5	2.0	2.0	0.5	1.5	3.5	0.5	3.5	0.5	31.0	100.00%		
11	C Bowles		1	1.5	1.0	DNS	DNS	1.5	1.5	1.5	1.0	1.0	1.5	0.5	1.5	4.0	3.5	2.5	1.5	1.5	1.0	DNS	1.0	DNS	1.0	27.5	85.00%		
12	S Gray (M)		3	2.5	1.0	2.5	1.0	DNS	3.0	0.5	0.5	1.5	1.0	0.5	1.5	3.0	3.5	3.0	0.5	DNS	DNS	DNS	1.5	DNS	1.5	27.0	80.00%		
13	G Peach (M)		8	2.5	2.5	1.0	3.0	1.0	0.5	3.5	0.5	4.5	2.5	DNS	DNS	DNS	DNS	DNS	DNS	DNS	DNS	DNS	DNS	DNS	3.5	25.0	55.00%		
14	H Smith		4	1.5	3.0	DNS	DNS	DNS	1.0	3.0	0.5	DNS	DNS	DNS	2.5	1.0	1.5	4.0	2.5	1.0	DNS	1.5	DNS	1.5	2.0	23.0	60.00%		
15	L Bowles		2	DNS	3.5	0.5	1.5	DNS	1.5	DNS	DNS	DNS	DNS	1.5	1.0	1.0	3.0	1.5	4.0	1.5	0.5	DNS	DNS	DNS	DNS	21.0	63.16%		
16	C Bowles		2	DNS	0.5	1.5	0.5	1.5	DNS	DNS	DNS	0.5	1.5	1.0	1.0	1.0	3.5	1.0	2.5	2.5	2.5	2.5	DNS	DNS	DNS	21.0	73.68%		
17	R Litherland		4	0.5	DNS	1.5	1.5	1.5	3.5	DNS	DNS	0.5	2.5	DNS	DNS	DNS	DNS	DNS	DNS	DNS	3.0	3.0	1.0	1.0	1.0	19.5	55.00%		
18	S Smith		2	0.5	1.5	DNS	DNS	DNS	1.5	1.5	1.0	DNS	DNS	DNS	DNS	4.0	1.0	0.5	4.0	1.5	1.5	DNS	0.5	1.5	0.5	19.0	60.00%		
19	L Smith		1	DNS	DNS	DNS	DNS	3.0	DNS	DNS	DNS	DNS	DNS	DNS	DNS	3.5	2.0	3.5	3.0	DNS	DNS	0.5	1.5	DNS	0.5	17.0	43.75%		
20	J Lawson		4	DNS	DNS	1.5	0.5	1.5	2.5	DNS	DNS	DNS	DNS	DNS	DNS	DNS	DNS	DNS	DNS	DNS	DNS	3.0	2.5	2.5	14.0	38.89%			
21	A Woodhouse		2	DNS	0.0	DNS	DNS	0.0	0.0	DNS	DNS	0.0	0.0	0.0	0.0	1.5	4.0	4.0	1.5	0.0	0.0	0.0	0.0	0.0	0.0	11.0	78.95%		
21	R Lawson		2	DNS	DNS	1.5	1.5	0.5	0.5	DNS	DNS	DNS	DNS	DNS	DNS	0.0	0.0	0.0	0.0	DNS	DNS	1.5	3.0	1.0	1.0	11.0	61.11%		
23	M Dutton		2	DNS	DNS	0.0	0.0	DNS	DNS	DNS	DNS	DNS	DNS	DNS	DNS	3.0	0.5	3.0	2.0	DNS	DNS	1.0	1.0	1.0	1.0	10.5	44.44%		
24	D Garbett (M)		1	1.0	0.5	DNS	DNS	DNS	DNS	DNS	DNS	DNS	DNS	DNS	DNS	DNS	DNS	DNS	DNS	DNS	DNS	DNS	DNS	DNS	DNS	1.5	10.00%		
25	J Litherland		1	DNS	DNS	DNS	DNS	DNS	DNS	DNS	DNS	DNS	DNS	DNS	DNS	DNS	DNS	DNS	DNS	DNS	DNS	DNS	DNS	DNS	1.0	1.0	100.00%		
26	L Haymes		1	DNS	DNS	DNS	DNS	DNS	DNS	DNS	DNS	DNS	DNS	DNS	DNS	DNS	DNS	DNS	DNS	DNS	DNS	0.5	0.0	0.5	0.5	0.5	100.00%		
27	A Stevenson		0	DNS	DNS	DNS	DNS	0.0	0.0	0.0	0.0	0.0	0.0	0.0	0.0	DNS	DNS	DNS	DNS	DNS	DNS	DNS	DNS	DNS	DNS	0.0	55.00%		
27	A Thompson		0	DNS	DNS	DNS	DNS	0.0	0.0	0.0	0.0	0.0	0.0	0.0	DNS	DNS	DNS	DNS	DNS	DNS	DNS	DNS	DNS	DNS	DNS	0.0	0.0	31.56%	
Pos			Wins	659	660	661	662	663	664	665	666	667	668	669	670	671	672	673	674	675	676	677	678	Points	Rate				
1	JJ Hughes-Dowd		6	1.5	3.0	1.5	1.5	2.0	1.0	2.0	1.5	2.0	1.5	1.5	1.5	3.5	2.0	3.0	3.5	2.0	1.5	2.0	2.0	2.0	40.0	100.00%			
2	L Bowles		13	2.0	2.0	2.0	2.0	1.0	2.0	0.5	2.0	DNS	2.0	2.0	2.0	3.5	4.0	4.0	4.0	1.0	2.0	1.5	DNS	DNS	39.5	90.00%			
3	J Woodhouse		4	DNS	1.0	DNS	DNS	2.5	1.5	DNS	DNS	1.5	1.0	1.0	1.0	4.0	3.5	4.0	2.5	0.5	2.5	0.0	1.5	DNS	28.0	78.95%			
4	H Smith		1	1.0	0.5	DNS	DNS	DNS	DNS	DNS	1.5	1.0	0.5	DNS	DNS	2.5	3.0	2.5	3.0	3.5	1.0	DNS	1.0	2.0	21.0	60.00%			
5	E Woodhouse		5	DNS	0.5	DNS	DNS	1.5	0.5	DNS	DNS	1.0	0.5	1.5	1.5	2.5	2.0	2.0	2.0	1.5	1.5	0.0	1.0	1.0	20.0	78.95%			
6	J Thomson		5	DNS	1.5	DNS	DNS	DNS	2.5	3.0	2.5	3.0	2.5	DNS	DNS	DNS	DNS	DNS	DNS	DNS	DNS	DNS	DNS	DNS	15.0	31.56%			
6	T Stevenson		2	0.5	DNS	0.5	1.0	1.0	1.5	1.5	1.5	1.5	1.0	2.5	1.5	DNS	DNS	DNS	DNS	DNS	DNS	0.5	1.5	15.0	65.00%				
8	J Lawson		1	DNS	DNS	1.0	1.0	1.5	1.5	DNS	DNS	DNS	1.5	DNS	DNS	DNS	DNS	DNS	DNS	DNS	DNS	DNS	DNS	1.0	10.0	38.89%			
9	E Doylie		1	DNS	1.5	0.0	0.0	DNS	DNS	DNS	DNS	DNS	DNS	DNS	DNS	DNS	DNS	DNS	DNS	DNS	DNS	DNS	DNS	DNS	1.5	15.79%			
Turn Up Rates				100.00%	90.00%	69.70%	69.70%	71.43%	77.14%	62.86%	62.86%	71.43%	77.14%	57.14%	57.14%	71.43%	71.43%	71.43%	71.43%	57.14%	57.14%	63.89%	75.88%	AVE	69.60%				



Adult 'F' Final – Steve (19th), winner Jacob, Stuart (17th) and Macaully (18th)






Adult 'E' Final – Harry (14th), winner Dan, John (15th) & Jacob on his “favourite” Lane 16th



Adult 'D' Final – Lewis (11th), winner Russell, JJ Hughes-Dowd (13th) and Dan (12th)





Adult 'C' Final – Lee (10th), winner Geoff, Liam (8th) and Russell (9th)





Adult 'B' Final – Phil (7th), Chris (6th), winner Nick Sismey and Geoff (5th) – Photo Lewis





Adult 'A' Final – Reuben (3rd), winner Angus, Simon (2nd) and Nick (4th) – Photo Lewis



Members' Statistics

ADULT STATISTICS 1992-2023 - AFTER DHORC 678

Sheet 1 of 5 (Note: Highlighted Names are Current 2023 Members, CS = Best Consecutive Results)

MEETINGS (Junior & Adult) ATTENDED			RACES (Junior & Adult) COMPLETED			DRIVER RANKING			FINALS WON			
Pos	ADULT	No	Pos	ADULT	No	Pos	ADULT	SCORE	Pos	ADULT	No	CS
1	P REES	663	1	P REES	3,818	1	* J SISMEY	2.750	1	L PATEMAN	278	(5)
2	N SISMEY	625	2	N SISMEY	3,497	2	* W LANDER	2.838	2	P REES	243	(3)
3	L PATEMAN	586	3	L PATEMAN	3,324	3	* S GOODLIP	2.863	3	N SISMEY	175	(2)
4	G PEACH	443	4	G PEACH	2,500	4	* A SMITH	3.413	4	S GOODLIP	174	(4)
5	S GOODLIP	378	5	P BARBER	2,102	5	* L PATEMAN	3.463	5	M CHADWICK	117	(3)
6	P BARBER	363	6	S GOODLIP	2,033	6	* M CHADWICK	3.813	6	J SISMEY	103	(4)
7	A McPEAKE	299	7	A BULLOCK	1,802	7	* J TAGUE	4.538	7	G PEACH	100	(2)
8	A BULLOCK	292	8	A McPEAKE	1,658	8	* T MEASHAM	5.113	8	L SMITH	88	(3)
9	M CHADWICK	287	9	R MASTERS	1,598	9	* J NEALE	5.200	9	A SMITH	79	(5)
10	R MASTERS	280	10	M CHADWICK	1,537	10	* R LITHERLAND	5.650	10	D McPEAKE	77	(2)
11	N LAMBERT	269	11	C ROYTHORNE	1,513	11	* N SISMEY	5.675	11	A McPEAKE	66	(2)
12	C ROYTHORNE	249	12	N LAMBERT	1,479	12	* A TURNBULL	5.763	11	A BULLOCK	66	(2)
13	D McPEAKE	245	13	D McPEAKE	1,366	13	* C BOWLES	6.000	13	J TAGUE	64	(2)
14	R SEAMAN	235	14	R SEAMAN	1,313	14	* K LYE	6.063	14	N LAMBERT	61	(2)
15	L SMITH (271)	216	15	L SMITH (1,661)	1,309	15	* C ROYTHORNE	6.350	14	M ALLSOPP	61	(3)
16	J SISMEY (331)	211	16	J SISMEY (1,957)	1,303	16	* D GARBETT	6.450	16	R SEAMAN	60	(2)
17	D TURNBULL	204	17	M ALLSOPP	1,265	17	* A McPEAKE	6.488	17	W LANDER	56	(2)
18	M ALLSOPP	203	18	D TURNBULL	1,101	18	* R SEAMAN	6.550	18	C ROYTHORNE	55	(2)
19	J LAMB	179	19	J LAMB	1,048	19	* R BLAKE	7.125	19	R MASTERS	54	(2)
20	A SMITH	175	20	S ANAND	976	20	* G PEACH	7.213	20	S ANAND	53	(3)
21	P LEVERS	166	21	P LEVERS	957	21	* T CHADWICK	7.250	21	J LAMB	49	(3)
22	J TAGUE	165	22	J LYMER	948	21	* S ANAND	7.250	22	P LEVERS	48	(2)
23	S ANAND	154	23	A SMITH	877	23	* P REES	7.325	23	A HOLLIDAY	43	(3)
24	J LYMER	146	24	J TAGUE	858	24	* A BULLOCK	7.438	24	I BRENTNALL	41	(3)
25	D EDWARDS	139	25	K ALCOCK	848	25	* M ALLSOPP	7.488	24	P BARBER	41	(2)
26	K ALCOCK	131	26	D EDWARDS	801	26	* R CROSSLAND	8.175	26	J LYMER	38	(2)
27	A HOLLIDAY	121	27	G WESTON	682	27	* D McPEAKE	8.563	27	G WESTON	33	(2)
28	C BOWLES (196)	119	28	A HOLLIDAY	673	28	* L SMITH	8.775	28	D TURNBULL	31	(3)
29	L EDWARDS	116	29	W LANDER	661	29	* D BRENTNALL	8.838	29	K ALCOCK	30	(3)
30	G WESTON	113	30	L EDWARDS	654	30	* K PAYNE	8.850	29	L BLACKER	30	(3)
31	C HENRY	109	31	J HOLMES	639	31	* J ROYTHORNE	8.938	31	D EDWARDS	29	(2)
31	D GARBETT	109	32	C BOWLES (982)	580	32	* J LEVERS	9.063	31	D GARBETT	29	(2)
31	S SMITH	109	33	S SMITH	563	33	* A DAVIES	9.138	31	C BOWLES	29	(2)
34	R LAWSON	105	34	C HENRY	552	34	* P LEVERS	9.188	31	A TURNBULL	29	(2)
35	W LANDER	104	35	R LAWSON	541	35	* J LYMER	9.288	35	B JOHNSON	28	(3)
36	J HOLMES	98	36	D GARBETT	523	36	* D TURNBULL	9.525	36	R BLAKE	26	(2)
37	B JOHNSON	96	37	I BRENTNALL	511	37	* L BLACKER	9.650	37	D BRENTNALL	25	(5)
38	I BRENTNALL	94	38	B JOHNSON	509	38	* S PANK	9.775	37	M ROGERS	25	(3)
38	S GRAY	94	39	R CROSSLAND	458	39	* D PASSELL	9.850	37	J HOLMES	25	
40	T DINGLEY	87	40	T DINGLEY	455	40	* J LAMB	10.063	40	J NEALE	24	(2)
41	A TURNBULL (236)	84	41	J ROYTHORNE	432	41	* T DINGLEY	10.125	41	J LEVERS	22	(3)
42	R CROSSLAND	81	42	S GRAY	427	42	* I BRENTNALL	10.325	41	R CROSSLAND	22	(2)
43	A STAMPER	76	43	R BLAKE	383	43	* M KNIGHTON	10.363	43	S MINNIS	21	(3)
43	L BLACKER	76	44	A TURNBULL (1,281)	376	44	* G WESTON	10.375	43	S PANK	21	(2)
45	S PANK	69	45	A STAMPER	366	45	* D EDWARDS	10.438	43	T DINGLEY	21	
45	J ROYTHORNE	69	46	S PANK	364	46	* M ROGERS	10.463	46	J ROYTHORNE	20	(2)
47	S MINNIS	67	47	J LITHERLAND	362	47	* S MINNIS	11.400	47	C HENRY	19	
48	R BLAKE	62	48	S MINNIS	356	48	* JJ HUGHES-DOWD	11.900	48	A FEARN	18	(2)
48	J LITHERLAND	62	49	L BLACKER	333	49	* J HOLMES	12.350	49	R LITHERLAND	15	(2)
50	J NEALE	60	50	J LEVERS	322	50	* A HOLLIDAY	12.413	50	S LANDER	14	(2)

(Driver Ranking = Average Position in Qualifying, Final Position, Fastest Lap & Race Laps Over Last 20 club nights)

ADULT STATISTICS 1992-2023 - AFTER DHORC 678

Sheet 2 of 5 (Note: Highlighted Names are Current 2023 Members, CS = Best Consecutive Results)

MEETINGS (Junior & Adult)		RACES (Junior & Adult)		DRIVER RANKING		FINALS WON						
ATTENDED		COMPLETED		ADULT		ADULT						
Pos	ADULT	No	Pos	ADULT	No	Pos	ADULT					
51	M ROGERS	57	51	A FEARN (380)	319	51	* B JOHNSON	12.500	51	T CHADWICK	13	(2)
52	J LEVERS	53	52	J NEALE	318	52	* K ALCOCK	12.613	52	J HITCHCOCK	12	(2)
53	G SCHULE	52	53	M ROGERS	308	53	* A FEARN	12.625	52	P FOXLEY	12	(2)
54	A FEARN	49	54	M MARTINEZ	289	54	* M STURGESS	12.675	54	T MEASHAM	11	
54	M MARTINEZ	49	55	K LYE	263	55	* N LAMBERT	12.950	54	S GRAY	11	
56	D OLIVER	45	56	G SCHULE	258	56	* P FOXLEY	12.963	54	S SMITH	11	
57	R LITHERLAND (196)	44	57	C BULLOCK (639)	248	56	* S GRAY	12.963	57	D WALKER	10	
58	D WALKER	42	58	D BRENTNALL	225	58	* G SCHULE	13.238	57	D PASSELL	10	(2)
58	K LYE	42	58	T CHADWICK (999)	225	59	* J TETLEY	13.313	57	L EDWARDS	10	
60	D BRENTNALL	41	60	D OLIVER	216	60	* C HENRY	13.763	57	R LAWSON	10	
61	A THOMPSON	39	61	D WALKER	212	61	* D GREEN	13.850	61	S DUNN	9	(2)
62	M KNIGHTON	36	62	A DAVIES	211	62	* R LAWSON	13.975	61	K LYE	9	
62	T CHADWICK (183)	36	63	T MEASHAM (758)	208	63	* S SMITH	14.013	61	H SMITH	9	
62	C BULLOCK (102)	36	64	M KNIGHTON	206	64	* J LITHERLAND	14.125	64	G LAMBERT	8	(4)
65	S DUNN	35	65	J CHELL	202	65	* A STAMPER	14.300	64	J LITHERLAND	8	
66	D PASSELL	34	66	D PASSELL	191	66	* R MASTERS	14.325	64	C COOPER	8	
66	A DAVIES	34	67	S DUNN	183	67	* M HOLLAND	14.375	67	R CHADWICK	7	(2)
68	T MEASHAM (126)	33	68	A THOMPSON	179	68	* N CHATTLE	14.488	67	A DAVIES	7	
69	G LAMBERT	32	69	P FOXLEY	172	69	* B BRUCE	14.563	67	JJ HUGHES-DOWD	7	
69	P FOXLEY	32	70	G LAMBERT	168	70	* M DUTSON	14.663	70	M JUBB	6	
71	J CHELL	30	71	R LITHERLAND (1,082)	165	71	* L EDWARDS	14.800	70	A STAMPER	6	
72	M STURGESS	29	72	M STURGESS	163	72	* C BULLOCK	15.138	70	C BULLOCK	6	
73	R HITCHCOCK	27	73	S SUMNER	157	73	* D HUGHES-DOWD	15.150	70	K PAYNE	6	
73	R CHADWICK	27	74	B BRUCE	148	74	* D OLIVER	15.688	70	J TETLEY	6	(2)
75	S SUMNER	26	75	R CHADWICK	146	75	* S DUNN	15.963	70	T BALDOCK	6	
75	JJ HUGHES-DOWD (54)	26	76	J TETLEY	143	76	* A THOMPSON	16.063	76	C SCHOFIELD	5	(2)
77	B BRUCE	25	77	K PAYNE	140	77	* G LAMBERT	16.175	76	AJ McPEAKE	5	(2)
77	D HUGHES-DOWD	25	78	R HITCHCOCK	138	78	* S SUMNER	16.425	76	I HOLLAND	5	
79	C STANNARD	24	79	M HOLLAND	129	79	* M MARTINEZ	16.763	76	M TANSLEY	5	
79	M DUTSON	24	80	J HITCHCOCK	127	80	* J CHELL	17.138	76	D OLIVER	5	
81	I HOLLAND	23	81	C SCHOFIELD	124	81	* C STANNARD	17.325	76	D GREEN	5	
81	J HITCHCOCK	23	82	I HOLLAND	120	82	* R HITCHCOCK	18.063	76	J CHELL	5	
81	C SCHOFIELD	23	82	D GREEN	120	83	* C SCHOFIELD	18.113	76	R JAMES	5	
81	D GREEN	23	84	N CHATTLE	119	84	* D WALKER	18.163	76	J LAWSON	5	
81	M HOLLAND	23	85	S LANDER	118	85	* P BARBER	18.938	85	S REVITT	4	(2)
81	K PAYNE	23	85	C STANNARD	118	86	* J HITCHCOCK	21.388	85	R HITCHCOCK	4	
87	J TETLEY	21	87	T HAGUES	111	87	* R CHADWICK	22.013	85	M KNIGHTON	4	
88	N CHATTLE	20	88	R JAMES	105	88	* I HOLLAND	22.288	85	M STURGESS	4	
89	M JUBB	19	89	C CARRINGTON	100	N/A	T BALDOCK	2.583	85	M BLOOD	4	
89	A STEVENSON	19	90	M JUBB	99	N/A	S REVITT	3.792	85	D HUGHES-DOWD	4	
91	C CARRINGTON	18	91	C BRADFORD	97	N/A	S LANDER	4.485	91	S PATCHING	3	
91	T HAGUES	18	92	P MELLOR	93	N/A	AJ McPEAKE	6.659	91	C NORRIS	3	
91	H SMITH (127)	18	93	D HUGHES-DOWD	89	N/A	A HUGHES	6.792	91	J HENRY	3	
94	N MAFFIN	17	94	N MAFFIN	82	N/A	S WHITE	8.000	91	C CARRINGTON	3	
94	S LANDER	17	95	P COCKBILL	81	N/A	C SLATER	9.250	91	A HUGHES	3	
94	P MELLOR	17	96	D LEVERTON	75	N/A	L BOWLES	10.357	91	M HOLLAND	3	
94	C BRADFORD	17	97	M TANSLEY	73	N/A	S SIDDANS	10.417	91	C STANNARD	3	
94	C COOPER	17	98	M DUTSON	72	N/A	J KELLY	10.500	98	H VD HEUVEL	2	(2)
94	A WOODHOUSE	17	99	A STEVENSON	71	N/A	J HENRY	11.000	98	J KELLY	2	
100	P COCKBILL	16	100	YAN SHEN	68	N/A	F HOLMES	11.194	98	C SLATER	2	(2)

ADULT STATISTICS 1992-2023 - AFTER DHORC 678

Sheet 3 of 5 (Note: Highlighted Names are Current 2023 Members, CS = Best Consecutive Results)

MEETINGS (Junior & Adult)			RACES (Junior & Adult)			DRIVER RANKING		FINALS WON				
ATTENDED			COMPLETED			ADULT		ADULT				
Pos	ADULT	No	Pos	ADULT	No	Pos	SCORE	Pos	ADULT	No	CS	
101	R JAMES	15	101	J KELLY	67	N/A	C COOPER	11.500	98	YAN SHEN	2	
101	J LAWSON (89)	15	102	S REVITT	63	N/A	M BLOOD	11.639	98	I HALL	2	
103	M TANSLEY	14	103	M WATTS (130)	61	N/A	C ATKINSON	12.125	98	S SUMNER	2	
103	L BOWLES (87)	14	103	C COOPER	61	N/A	J MELLOR	12.650	98	B BRUCE	2	
103	D LATHAM	14	105	J McDONALD (98)	60	N/A	H SMITH	12.792	98	C BRADFORD	2	
106	J KELLY	13	106	M BLOOD	58	N/A	A DOBBINS	12.925	98	M MARTINEZ	2	
106	D LEVERTON	13	106	W BLURTON	58	N/A	D LATHAM	13.196	98	L BOWLES	2	
108	S REVITT	12	106	F HOLMES (827)	58	N/A	P WRIGHT	13.250	98	A WOODHOUSE	2	
108	P PURKIS	12	106	A WOODHOUSE	58	N/A	J LAWSON	13.267	98	D LATHAM	2	
108	M WATTS (25)	12	110	I HALL	57	N/A	T STACEY	13.271	110	R GILLARD	1	
108	T STACEY	12	110	T STACEY	57	N/A	P ZIMMERMANN	13.500	110	D ROYTHORNE	1	
112	AJ McPEAKE (76)	11	112	T CASH	54	N/A	M TANSLEY	13.500	110	P COCKBILL	1	
112	YAN SHEN	11	113	N WRIGHT	52	N/A	L COPLEY	13.500	110	J JOHNSON	1	
114	R GILLARD	10	114	AJ McPEAKE (376)	50	N/A	N WRIGHT	13.556	110	G SCHULE	1	
114	A DOBBINS	10	114	T BALDOCK	50	N/A	C WILKINSON	14.083	110	M WATTS	1	
114	I HALL	10	116	R GILLARD	49	N/A	C CARRINGTON	14.111	110	B GEBAUERS	1	
114	J McDONALD (16)	10	116	A DOBBINS	49	N/A	A WOODHOUSE	14.500	110	G CLARK	1	
118	N WRIGHT	9	116	D KENNING	49	N/A	K JEFFRIES	14.688	110	L COPLEY	1	
118	M BLOOD	9	119	D LATHAM	48	N/A	A STEVENSON	14.829	110	A DOBBINS	1	
118	T BALDOCK	9	120	P PURKIS	47	N/A	Da BUCKLEY	14.844	110	C WILKINSON	1	
118	T CASH	9	121	A LEE	46	N/A	S ALLDREAD	14.917	110	R HILL	1	
118	F HOLMES (139)	9	121	Z MIDDLETON	46	N/A	B COOK	15.000	110	N CHATTLE	1	
123	C NORRIS	8	123	Da BUCKLEY	43	N/A	J FLETCHER	15.125	110	C ATKINSON	1	
123	Da BUCKLEY	8	124	A HUGHES (414)	42	N/A	W BLURTON	15.438	110	A THOMPSON	1	
123	W BLURTON	8	125	P WRIGHT	40	N/A	R HEATON	15.500	110	A LEE	1	
123	D KENNING	8	126	G CLARK	39	N/A	R GILLARD	15.575	110	D LLOYD	1	
127	S PATCHING	7	127	S PATCHING	38	N/A	R JAMES	15.617	110	Z MIDDLETON	1	
127	G CLARK	7	127	C NORRIS	38	N/A	G CLARK	15.750	110	T STACEY	1	
127	J HENRY (134)	7	129	J HENRY (695)	37	N/A	L HENDERSON	15.750	110	F HOLMES	1	
127	R HILL	7	130	C WILKINSON	35	N/A	A LEE	15.833	110	J McDONALD	1	
127	L ELMORE	7	130	YUAN ZHI	35	N/A	D LEVERTON	15.846				
132	D HARROP	6	130	L ELMORE	35	N/A	R SPENCER	15.850				
132	D HART	6	133	D BUCKLEY	33	N/A	YUAN ZHI	15.875				
132	P WRIGHT	6	134	R HILL	32	N/A	R HILL	16.071				
132	C WILKINSON	6	134	JJ HUGHES-DOWD (130)	32	N/A	S KERR	16.083				
132	A HUGHES (67)	6	136	D HART	30	N/A	P COCKBILL	16.156				
132	Ch HOLLAND	6	136	D HARROP	30	N/A	D LLOYD	16.167				
132	D BUCKLEY	6	136	Ch HOLLAND	30	N/A	S PATCHING	16.179				
132	YUAN ZHI	6	136	H SMITH (614)	30	N/A	Z MIDDLETON	16.250				
132	A LEE	6	140	St BOWMAN	29	N/A	J McDONALD	16.375				
132	Z MIDDLETON	6	140	C BLURTON	29	N/A	D KENNING	16.469				
132	S KERR	6	142	R SPENCER	28	N/A	L HAYMES	16.500				
143	R SPENCER	5	142	J LAWSON (408)	28	N/A	M WATTS	16.625				
143	J MELLOR (87)	5	144	C ATKINSON	27	N/A	C NORRIS	16.714				
143	C BLURTON	5	145	K JEFFRIES	26	N/A	T CASH	16.889				
146	B GEBAUERS	4	146	L COPLEY	25	N/A	G HADDON	17.000				
146	C ROBINSON	4	146	D LLOYD	25	N/A	D HARROP	17.500				
146	S HENDRY	4	148	S SIDDOONS	23	N/A	St BOWMAN	17.500				
146	C ATKINSON	4	149	S KERR	22	N/A	YAN SHEN	17.636				
146	K JEFFRIES	4	150	B GEBAUERS	21	N/A	I HALL	17.650				

ADULT STATISTICS 1992-2023 - AFTER DHORC 678

Sheet 4 of 5 (Note: Highlighted Names are Current 2023 Members, CS = Best Consecutive Results)

MEETINGS (Junior & Adult)			RACES (Junior & Adult)			DRIVER RANKING		FINALS WON				
ATTENDED			COMPLETED			ADULT		ADULT				
Pos	ADULT	No	Pos	ADULT	No	Pos	SCORE	Pos	ADULT	No	CS	
146	W PARKIN	4	151	C ROBINSON	20	N/A	L ZHOU	17.750				
146	St BOWMAN	4	151	S HENDRY	20	N/A	C ROBINSON	18.000				
153	H VD HEUVEL	3	153	L BOWLES (360)	19	N/A	N MAFFIN	18.103				
153	J JOHNSON	3	154	W PARKIN	17	N/A	D HART	18.208				
153	S ALLDREAD	3	155	J JOHNSON	16	N/A	T HAGUES	18.236				
153	L COPLEY	3	155	J MELLOR (497)	16	N/A	C BRADFORD	18.279				
153	S SIDDOONS	3	157	S ALLDREAD	15	N/A	D BUCKLEY	18.333				
153	D LLOYD	3	157	S BENNETT	15	N/A	J ASHCROFT	18.375				
153	S BENNETT	3	159	H VD HEUVEL	14	N/A	B FAHRNER	18.750				
160	D ROYTHORNE	2	159	P ZIMMERMANN	14	N/A	Ch HOLLAND	18.792				
160	J ASHCROFT	2	159	L HENDERSON	14	N/A	C BLURTON	18.800				
160	A CARTER	2	162	D ROYTHORNE	11	N/A	B GEBAUERS	18.875				
160	B FAHRNER	2	163	J ASHCROFT	10	N/A	S HENDRY	19.188				
160	L ZHOU	2	163	A CARTER	10	N/A	D ROYTHORNE	19.375				
160	B COOK	2	163	B FAHRNER	10	N/A	M JUBB	19.408				
160	J FLETCHER	2	163	B COOK	10	N/A	S BENNETT	19.417				
160	L HAYMES	2	163	J FLETCHER	10	N/A	J JOHNSON	19.500				
168	S WHITE	1	163	L HAYMES	10	N/A	A HARTLEY	19.750				
168	P DUNNE	1	169	L ZHOU	9	N/A	W PARKIN	19.813				
168	A HARTLEY	1	170	C SLATER	7	N/A	T MAKUNI	20.000				
168	C SLATER	1	171	T MAKUNI	6	N/A	P DUNNE	20.750				
168	P ZIMMERMANN	1	172	S WHITE	5	N/A	P MELLOR	20.882				
168	L HENDERSON	1	172	R HEATON	5	N/A	A CARTER	21.625				
168	G HADDON (26)	1	172	A HARTLEY	5	N/A	L ELMORE	21.786				
168	T MAKUNI	1	172	G HADDON (143)	5	N/A	P PURKIS	22.667				
168	R HEATON	1	176	P DUNNE	4	N/A	H VD HEUVEL	22.917				

ADULT STATISTICS 1992-2023, AFTER DHORC 678

Sheet 5 of 5 (Note: Highlighted Names are Current 2023 Members, CS = Best Consecutive Results)

POLES				IQR's				WINS				FASTEST LAPS				BEST RACE LAPS				CHAMPIONSHIPS		
Pos	ADULT	No	CS	Pos	ADULT	No	CS	Pos	ADULT	No	CS	Pos	ADULT	No	CS	Pos	ADULT	No	CS	YEAR	ADULT	
1	L PATEMAN	128	(7)	1	L PATEMAN	502	(19)	1	L PATEMAN	121	(4)	1	L PATEMAN	286	(14)	1	L PATEMAN	189	(6)	1992	N SISMEY	
2	M CHADWICK	101	(9)	2	N SISMEY	400	(5)	2	S GOODLIP	89	(5)	2	S GOODLIP	60	(5)	2	N SISMEY	91	(5)	1993	J TAGUE	
3	S GOODLIP	93	(7)	3	S GOODLIP	348	(6)	3	N SISMEY	86	(4)	3	A SMITH	57	(6)	3	S GOODLIP	73	(3)	1994	J TAGUE	
4	N SISMEY	86	(3)	4	M CHADWICK	304	(10)	4	M CHADWICK	83	(7)	4	N SISMEY	51	(4)	4	M CHADWICK	66	(3)	1995	J TAGUE (3)	
5	A SMITH	56	(4)	5	J SISMEY	210	(8)	5	J SISMEY	59	(3)	5	J TAGUE	48	(5)	5	A SMITH	62	(3)	1996	M CHADWICK	
6	J SISMEY	50	(4)	6	W LANDER	183	(16)	6	A SMITH	50	(3)	6	J SISMEY	38	(4)	6	J SISMEY	39	(3)	1997	M CHADWICK	
7	W LANDER	42	(11)	7	A SMITH	159	(4)	7	W LANDER	41	(9)	7	W LANDER	28	(5)	7	W LANDER	37	(11)	1998	N SISMEY	
8	J TAGUE	26	(4)	8	J TAGUE	126	(5)	8	J TAGUE	28	(4)	8	M CHADWICK	22	(2)	8	J TAGUE	28	(3)	1999	N SISMEY	
9	P REES	19	(2)	9	P REES	104	(3)	9	P REES	29	(2)	9	A McPEAKE	13	(2)	9	P REES	23	(2)	2000	M CHADWICK	
10	A McPEAKE	16		10	A McPEAKE	101	(4)	10	A McPEAKE	16	(2)	10	P REES	12	(3)	10	A McPEAKE	13		2001	M CHADWICK	
11	J LYMER	14		11	J NEALE	45	(6)	11	J LYMER	13	(2)	11	J NEALE	8	(2)	11	L SMITH	10	(2)	2002	S GOODLIP	
12	J NEALE	9	(3)	12	L SMITH	37	(3)	12	J NEALE	9	(2)	12	L SMITH	7		12	D GARBETT	7		2003	L PATEMAN	
13	L SMITH	6		13	J LYMER	36	(3)	13	S ANAND	5		13	C ROYTHORNE	6		13	J NEALE	6		2004	L PATEMAN	
14	T BALDOCK	5	(2)	14	D GARBETT	30	(3)	13	M ALLSOPP	5		14	D GARBETT	5		13	M ALLSOPP	6		2005	M CHADWICK (5)	
14	D GARBETT	5		15	S ANAND	25	(2)	13	T BALDOCK	5		15	T BALDOCK	4		15	J LYMER	5		2006	W LANDER	
16	S ANAND	3		16	M ALLSOPP	21	(2)	16	C ROYTHORNE	4		15	T CHADWICK	4		16	T CHADWICK	4		2007	W LANDER	
16	S REVITT	3	(2)	17	T BALDOCK	19	(5)	16	L SMITH	4	(2)	15	A BULLOCK	4		16	T BALDOCK	4	(2)	2008	W LANDER (3)	
16	P LEVERS	3		18	G PEACH	17	(3)	16	D GARBETT	4		15	C BOWLES	4	(2)	18	S ANAND	3		2009	J SISMEY	
16	J LAMB	3		19	A TURNBULL	15	(2)	16	A TURNBULL	4		19	D BRENTNALL	3		19	S REVITT	2	(2)	2010	L PATEMAN	
20	S LANDER	2		20	C ROYTHORNE	12	(2)	20	S LANDER	3		19	G PEACH	3		19	D BRENTNALL	2		2011	L PATEMAN	
20	D McPEAKE	2		20	S LANDER	12	(2)	20	G PEACH	3		19	J LYMER	3		19	D McPEAKE	2		2012	L PATEMAN (5)	
20	A BULLOCK	2		22	D McPEAKE	11		22	S REVITT	2		19	J LAMB	3		19	R BLAKE	2		2013	J SISMEY	
20	C ROYTHORNE	2		23	S REVITT	10	(5)	22	AJ McPEAKE	2		23	S REVITT	2		19	K LYE	2		2014	J SISMEY (3)	
20	G PEACH	2	(2)	23	T CHADWICK	10		22	R SEAMAN	2		23	A DAVIES	2	(2)	19	P LEVERS	2		2015	N SISMEY (4)	
20	C BOWLES	2		23	A BULLOCK	10	(3)	22	D McPEAKE	2		23	A TURNBULL	2		19	J LAMB	2		2016	S GOODLIP	
20	A TURNBULL	2		26	T MEASHAM	9		22	T CHADWICK	2		26	M ROGERS	1		19	C ROYTHORNE	2		2017	S GOODLIP	
27	T MEASHAM	1		26	P LEVERS	9		22	J LAMB	2		26	I BRENTNALL	1		19	G PEACH	2		2018	S GOODLIP (4)	
27	K LYE	1		26	J LAMB	9	(3)	22	R LITHERLAND	2		26	AJ McPEAKE	1		19	A TURNBULL	2		2019	A SMITH	
27	A DAVIES	1		29	N LAMBERT	7		29	K LYE	1		26	D McPEAKE	1		19	C BOWLES	2		2020	N/A	
				30	T DINGLEY	6		29	R HILL	1		26	B JOHNSON	1		30	M ROGERS	1		2021	A SMITH	
				31	AJ McPEAKE	5	(2)	29	R BLAKE	1		26	S LANDER	1		30	S MINNIS	1		2022	A SMITH (3)	
				31	R SEAMAN	5	(3)	29	P LEVERS	1		26	R SEAMAN	1		30	I BRENTNALL	1				
				31	J LEVERS	5		29	J ROYTHORNE	1		26	G WESTON	1		30	S PANK	1				
				34	M ROGERS	4		29	S SMITH	1		26	T MEASHAM	1		30	T DINGLEY	1				
				34	S MINNIS	4						26	J LEVERS	1		30	S LANDER	1				
				34	K LYE	4						26	R BLAKE	1		30	G WESTON	1				
				34	C BOWLES	4						26	S ANAND	1		30	J LEVERS	1				
				38	D BRENTNALL	3						26	P LEVERS	1		30	R HILL	1				
				38	R BLAKE	3						26	J ROYTHORNE	1		30	S SUMNER	1				
				38	R CROSSLAND	3						26	K ALCOCK	1		30	R CROSSLAND	1				
				41	I BRENTNALL	2						26	JJ HUGHES-DOWD	1		30	J ROYTHORNE	1				
				41	R MASTERS	2										30	S SMITH	1				
				41	R LITHERLAND	2																
				44	P FOXLEY	1																
				44	S PANK	1																
				44	G WESTON	1																
				44	A FEARN	1																
				44	K PAYNE	1																
				44	J ROYTHORNE	1																
				44	K ALCOCK	1																
				44	A DAVIES	1																
				44	J CHELL	1																

IQR Means Individual Qualifying Rounds I.E. Yellow, Green, Red and Blue Lane on a Normal Club Night

JUNIOR STATISTICS 1992-2023 - AFTER DHORC 678

Sheet 1 of 4 (Note: Highlighted Names are Current 2023 Members, CS = Best Consecutive Results)

MEETINGS ATTENDED		RACES COMPLETED		DRIVER RANKING		FINALS WON						
Pos	JUNIOR	No	Pos	JUNIOR	No	Pos	JUNIOR	No	CS			
1	A TURNBULL	152	1	R LITHERLAND	917	1	* L SMITH	1.113	1	R LITHERLAND	61	(5)
1	R LITHERLAND	152	2	A TURNBULL	905	2	* A HUGHES	1.175	2	J HENRY	59	(3)
3	T CHADWICK	147	3	L TURNBULL	807	3	* AJ McPEAKE	1.275	3	A HALL	56	
4	L TURNBULL	133	4	T CHADWICK	774	4	* J MELLOR	1.400	3	A TURNBULL	56	(2)
5	F HOLMES	130	5	F HOLMES	769	5	* J HENRY	1.438	5	T CHADWICK	51	
6	G REYES-ENGLAND	128	6	G REYES-ENGLAND	766	6	* L BOWLES	1.450	6	J SISMEY	47	
7	J HENRY	127	7	J HENRY	658	7	* A HALL	1.475	7	L BOWLES	38	
8	J SISMEY	120	8	J SISMEY	654	8	* R LITHERLAND	1.600	8	J MELLOR	36	
9	H SMITH	109	9	Z ROYTHORNE	602	9	* T MEASHAM	1.638	8	H SMITH	36	(2)
10	R REES	103	10	H SMITH	584	10	* A TURNBULL	1.663	10	L SMITH	33	
11	Z ROYTHORNE	100	11	T MEASHAM	550	11	* T CHADWICK	1.825	11	P CONNALLY	32	(2)
12	P CONNALLY	95	12	L BROOKS	539	12	* J SISMEY	1.838	12	M MINNIS	31	(2)
13	C BRENTNALL	94	13	B ROYTHORNE	504	13	* M MINNIS	2.000	12	A HUGHES	31	
14	T MEASHAM	93	14	P CONNALLY	500	14	* J PATEMAN	2.025	14	AJ McPEAKE	30	(2)
15	B ROYTHORNE	84	15	A HALL	490	15	* P CONNALLY	2.175	14	C BRENTNALL	30	(2)
16	L BROOKS	83	16	C BRENTNALL	486	16	* C BRENTNALL	2.275	14	J PATEMAN	30	
17	J MELLOR	82	17	J MELLOR	481	17	* JJ HUGHES-DOWD	2.300	14	G REYES-ENGLAND	30	
18	A HALL	80	18	R REES	467	17	* C BULLOCK	2.300	18	C BOWLES	28	
19	C BOWLES	78	19	J PATEMAN	428	19	* C BOWLES	2.313	18	L TURNBULL	28	(2)
20	T PANK	74	20	C BOWLES	402	20	* J LAWSON	2.575	20	F HOLMES	26	
20	L BOWLES	74	21	C BULLOCK	391	21	* K ASHWORTH	2.613	21	B ROYTHORNE	25	(2)
20	J LAWSON	74	22	K LEVERS	381	22	* N GULL	2.763	21	Z ROYTHORNE	25	(3)
23	J PATEMAN	71	23	J LAWSON	380	23	* H SMITH	2.788	23	R REES	24	
24	M MINNIS	68	24	T PANK	378	24	* T PANK	2.800	24	J STEVENSON	23	
25	C BULLOCK	66	25	A HUGHES	372	25	* Z ROYTHORNE	3.038	24	T MEASHAM	23	(3)
25	K LEVERS	66	25	Ca HOLLAND	372	26	* K LEVERS	3.125	26	L BROOKS	21	(2)
27	AJ McPEAKE	65	27	J MARTINEZ	369	27	* K ALI	3.188	26	J LAWSON	21	(2)
28	A HUGHES	61	28	L SMITH	352	28	* L TURNBULL	3.238	28	T PANK	20	
28	Ca HOLLAND	61	28	M LITHERLAND	352	29	* B ROYTHORNE	3.250	29	K LEVERS	15	
30	J MARTINEZ	59	30	M MINNIS	343	30	* P WALKER	3.325	30	D BARKER	14	
31	L SMITH	55	31	L BOWLES	341	31	* J THOMPSON	3.400	30	M LITHERLAND	14	
32	J STEVENSON	54	32	AJ McPEAKE	326	32	* J LISTER	3.700	32	J MARTINEZ	13	
33	M LITHERLAND	53	33	B BROOKS	325	33	* T GREEN	3.725	33	C DAVENPORT	12	
34	D BARKER	51	34	D PAUL	308	34	* P MARTIN	3.763	33	K ALI	12	
34	B BROOKS	51	35	L CHADWICK	277	34	* R COOK	3.763	33	D PAUL	12	(2)
36	D PAUL	49	36	J STEVENSON	276	36	* C DAVENPORT	3.775	36	M McNULTY	10	
37	S SCHULE	47	37	D BARKER	266	37	* S SLATER	3.813	36	P MARTIN	10	
37	L CHADWICK	47	38	P MARTIN	263	38	* K SCHOFIELD	3.888	36	S BOWMAN	10	
39	P WALKER	46	39	S BOWMAN	244	39	* K COOK	4.050	39	G HADDON	9	
40	P MARTIN	45	40	P WALKER	236	40	* F HOLMES	4.250	39	T GREEN	9	
41	J LISTER	41	41	S SCHULE	234	41	* G HADDON	4.500	39	N GULL	9	
41	S BOWMAN	41	41	J LISTER	234	42	* E HENRY	4.650	39	M BRADLEY	9	
43	J HAGUES	38	43	J HAGUES	221	43	* G REYES-ENGLAND	4.738	39	J THOMPSON	9	
44	K ALI	30	44	R COOK	197	44	* A OXSPRING	4.750	39	JJ HUGHES-DOWD	9	
45	M McNULTY	29	45	M BRADLEY	194	45	* R REES	4.800	45	K SCHOFIELD	8	
45	J BULLOCK	29	46	D JACKSON	190	46	* M BRADLEY	4.900	45	L CHADWICK	8	
45	R COOK	29	47	I BRADLEY	189	46	* T STEVENSON	4.900	45	C BULLOCK	8	
45	A OXSPRING	29	48	K ALI	185	48	* D BARKER	5.038	45	B BROOKS	8	(2)
45	I BRADLEY	29	48	E JACKSON	185	49	* J STEVENSON	5.125	45	Ca HOLLAND	8	
45	M BRADLEY	29	50	N BRADFORD	172	50	* R HUGHES	5.275	45	H TAYLOR	8	

(Driver Ranking = Average Position in Qualifying, Final Position, Fastest Lap & Race Laps Over Last 20 club nights)

JUNIOR STATISTICS 1992-2023 - AFTER DHORC 678

Sheet 2 of 4 (Note: Highlighted Names are Current 2023 Members, CS = Best Consecutive Results)

MEETINGS ATTENDED		RACES COMPLETED		DRIVER RANKING		FINALS WON					
Pos	JUNIOR	No	Pos	JUNIOR	No	Pos	JUNIOR	No	CS		
45	D JACKSON	29	51	A BRADFORD	189	51	* J ELMORE	5.600	51	R LEY	7
52	C DAVENPORT	28	52	M SEO	163	51	* J MARTINEZ	5.600	51	A CHATTLE	7
52	E HENRY	28	52	K COOK	163	53	* M SEO	5.675	51	A BRADFORD	7
52	E JACKSON	28	52	A OXSPRING	163	54	* A CHATTLE	5.863	54	S SLATER	6 (2)
52	JJ HUGHES-DOWD	28	52	S ROYTHORNE	163	55	* L CHADWICK	6.025	54	P WALKER	6 (2)
56	K SCHOFIELD	27	56	N GULL	156	56	* J WATSON	6.063	54	G CONNALLY	6
57	N GULL	26	57	M McNULTY	154	57	* M LITHERLAND	6.250	54	E HENRY	6
57	N BRADFORD	26	57	J PERRY	154	58	* M McNULTY	6.288	54	R COOK	6
59	G HADDON	25	59	R HUGHES	151	59	* J BULLOCK	6.300	54	E JACKSON	6
59	A BRADFORD	25	60	J BULLOCK	150	60	* B BROOKS	6.488	54	D JACKSON	6 (2)
59	S ROYTHORNE	25	61	C DAVENPORT	149	61	* D PAUL	6.550	54	T JAMES	6 (2)
62	K COOK	24	62	K SCHOFIELD	144	62	* D JACKSON	7.088	54	J HAGUES	6 (2)
62	J PERRY	24	63	E HENRY	143	63	* H TAYLOR	7.513	63	L HAWLEY	5
62	J THOMPSON	24	64	G HADDON	138	64	* S SCHULE	7.825	63	J BULLOCK	5
65	A CHATTLE	23	65	A CHATTLE	136	65	* S BOWMAN	8.050	63	A HARTLEY	5 (2)
65	L STOTT-ZAFIROPOULOS	23	66	L STOTT-ZAFIROPOULOS	135	66	* E STOTT-ZAFIROPOULOS	8.063	63	B CARRINGTON	5
65	J ELMORE	23	67	H TAYLOR	134	67	* S MAFFIN	8.275	63	K ASHWORTH	5
68	J WATSON	22	68	K ASHWORTH	132	68	* L BROOKS	8.475	63	M WARREN	5
68	R MAFFIN	22	68	J ELMORE	132	69	* S MARTINEZ	8.600	63	K COOK	5
68	T GREEN	22	70	T JAMES	131	70	* T SHARP	8.663	63	N BRADFORD	5
68	R HUGHES	22	71	E STOTT-ZAFIROPOULOS	130	71	* L STOTT-ZAFIROPOULOS	8.900	63	I PAUL	5 (2)
68	E STOTT-ZAFIROPOULOS	22	72	B RILEY	124	72	* Ca HOLLAND	8.913	63	J WOODHOUSE	5
73	K ASHWORTH	21	73	T GREEN	119	73	* R MAFFIN	8.988	73	A REES	4
73	H TAYLOR	21	74	S MARTINEZ	117	74	* N BRADFORD	9.550	73	J WATSON	4
73	S MARTINEZ	21	75	J WATSON	113	75	* I BRADLEY	9.688	73	T SHARP	4
73	T STEVENSON	21	76	R MAFFIN	109	76	* J HAGUES	9.800	73	M WATTS	4
77	S SLATER	20	77	S SLATER	108	77	* S ROYTHORNE	10.000	73	J LISTER	4
77	T SHARP	20	77	B CARRINGTON	108	78	* A BRADFORD	10.775	73	B JEFFRIES	4
77	S MAFFIN	20	79	T SHARP	103	79	* T JAMES	10.863	73	E STOTT-ZAFIROPOULOS	4
77	T JAMES	20	79	J GRATTON	103	80	* E JACKSON	12.500	73	L STOTT-ZAFIROPOULOS	4
81	B RILEY	19	81	S MAFFIN	99	81	* J PERRY	13.813	73	J ELMORE	4
81	E DOYLE	19	82	M WARREN	98	N/A	L CAPEWELL	2.438	73	S ROYTHORNE	4
83	B CARRINGTON	18	82	JJ HUGHES-DOWD	98	N/A	S GILLARD	2.725	73	E DOYLE	4
84	R LEY	17	84	F McCANDLESS	96	N/A	M WARREN	2.817	84	A PANK	3
84	G CONNALLY	17	85	R LEY	92	N/A	J WOODHOUSE	3.265	84	C CLARK	3
84	J GRATTON	17	85	J THOMPSON	92	N/A	A WATHEY	3.545	84	R HUGHES	3
84	J WOODHOUSE	17	87	G CONNALLY	91	N/A	K JACKSON	3.563	84	J PERRY	3
88	A HARTLEY	15	88	A HARTLEY	83	N/A	T REES	3.667	84	J BLURTON	3
88	J MOSEDALE	15	89	T STEVENSON	80	N/A	S TAGUE	3.813	84	T STEVENSON	3
88	M WARREN	15	90	A WATHEY	72	N/A	A FEARN	3.850	90	C WOODCOCK	2
88	E WOODHOUSE	15	90	J MOSEDALE	72	N/A	E DOYLE	3.895	90	Mat McNULTY	2
92	C KAVANAGH	13	90	B JEFFRIES	72	N/A	N ZIMMERMANN	3.969	90	J MOSEDALE	2
92	M WATTS	13	93	M WATTS	69	N/A	R LEY	4.103	90	D SPENCER	2
94	J DOBBINS	12	94	I PAUL	68	N/A	C CLARK	4.179	90	N ZIMMERMANN	2
94	F McCANDLESS	12	95	C KAVANAGH	65	N/A	D SPENCER	4.375	90	A OXSPRING	2
96	A PANK	11	95	E DOYLE	65	N/A	N BLACK	4.375	90	L BLAKE	2
96	A WATHEY	11	97	D JEFFRIES	62	N/A	M BUCKLEY	4.417	90	D JEFFRIES	2 (2)
96	N McDONALD	11	97	J WOODHOUSE	62	N/A	M WESTON	4.438	90	J GRATTON	2
99	S GILLARD	10	99	A FEARN	61	N/A	T KERR	4.458	90	F McCANDLESS	2
99	A FEARN	10	99	I MATTHEWS	61	N/A	L BLAKE	4.500	90	I BRADLEY	2

JUNIOR STATISTICS 1992-2023 - AFTER DHORC 678

Sheet 3 of 4 (Note: Highlighted Names are Current 2023 Members, CS = Best Consecutive Results)

MEETINGS ATTENDED			RACES COMPLETED			DRIVER RANKING			FINALS WON			
Pos	JUNIOR	No	Pos	JUNIOR	No	Pos	JUNIOR	SCORE	Pos	JUNIOR	No	CS
99	I MATTHEWS	10	101	J DOBBINS	60	N/A	M YEOMANS	4.563	90	E PAUL	2	(2)
102	L HAWLEY	9	102	A PANK	58	N/A	I MATTHEWS	5.075	90	B RILEY	2	
102	D NEALE	9	103	N McDONALD	57	N/A	J DOBBINS	5.083	90	J McDONALD	2	
102	C WOODCOCK	9	104	J BLURTON	56	N/A	N McDONALD	5.114	90	T KERR	2	
102	Mat McNULTY	9	105	Ca BLURTON	55	N/A	A HARTLEY	5.212	105	S GILLARD	1	
102	B JEFFRIES	9	106	E PAUL	54	N/A	B REES	5.350	105	C KAVANAGH	1	
102	D JEFFRIES	9	106	E WOODHOUSE	54	N/A	J MOSEDALE	5.462	105	D NEALE	1	
102	I PAUL	9	108	N ZIMMERMANN	51	N/A	E WOODHOUSE	5.593	105	A MILNER	1	
102	E PAUL	9	109	S GILLARD	50	N/A	M WILLIS	5.750	105	T REES	1	
110	M SEO	8	109	L HAWLEY	50	N/A	B CARRINGTON	5.847	105	R MAFFIN	1	
110	TI REES	8	111	S LIVESEY	49	N/A	J McDONALD	6.458	105	T ALLDREAD	1	
110	C BARTLETT	8	112	C BARTLETT	48	N/A	B JEFFRIES	6.472	105	M HART	1	
110	Ca BLURTON	8	113	Mat McNULTY	47	N/A	L BELL	6.550	105	S MAFFIN	1	
110	J BLURTON	8	114	C WOODCOCK	46	N/A	D GEBAUERS	6.750	105	D GEBAUERS	1	
115	A MILNER	7	115	D NEALE	44	N/A	D NEALE	7.083	105	L BELL	1	
115	A REES	7	116	C CLARK	41	N/A	L HAWLEY	7.083	105	M SEO	1	
115	C CLARK	7	117	TI REES	40	N/A	D JEFFRIES	7.111	105	A FEARN	1	
115	N ZIMMERMANN	7	118	A REES	38	N/A	Mat McNULTY	7.167	105	I MATTHEWS	1	
115	M BUCKLEY	7	118	J McDONALD	38	N/A	C BARTLETT	7.344	105	M WILLIS	1	
120	M HART	6	120	A MILNER	36	N/A	J GRATTON	7.426	105	B REES	1	
120	S LIVESEY	6	121	B REES	35	N/A	M WATTS	7.519	105	S TAGUE	1	
120	SM BLURTON	6	122	M BUCKLEY	33	N/A	C WOODCOCK	8.056	105	L CAPEWELL	1	
120	J McDONALD	6	123	M HART	31	N/A	R FREEMAN	8.417	105	M BUCKLEY	1	
120	T KERR	6	123	A PARKIN	31	N/A	H MOHAMMED	8.500	105	S LIVESEY	1	
125	L BELL	5	123	SM BLURTON	31	N/A	G CONNALLY	8.588	105	L PARKIN	1	
125	B REES	5	126	L PARKIN	30	N/A	B RILEY	8.697	105	A PARKIN	1	
125	L BLAKE	5	127	K JACKSON	29	N/A	A STOTT	8.750	105	R FREEMAN	1	
125	A PARKIN	5	127	M WESTON	29	N/A	A MILNER	8.786	105	S MARTINEZ	1	
125	L PARKIN	5	127	R FREEMAN	29	N/A	M HART	9.417	105	E DOYLE	1	
130	D SPENCER	4	130	L BELL	26	N/A	Ca BLURTON	9.594				
130	M YEOMANS	4	130	M YEOMANS	26	N/A	J BLURTON	9.781				
130	M WILLIS	4	132	S TAGUE	24	N/A	A PANK	10.114				
130	S TAGUE	4	132	T KERR	24	N/A	T ALLDREAD	10.167				
130	K JACKSON	4	134	D SPENCER	23	N/A	E GIBBS	10.417				
130	L CAPEWELL	4	135	M WILLIS	20	N/A	F McCANDLESS	10.558				
130	M WESTON	4	135	L CAPEWELL	20	N/A	C KAVANAGH	10.692				
137	T REES	3	137	T REES	16	N/A	TI REES	10.719				
137	D ALLDREAD	3	137	T ALLDREAD	16	N/A	D ALLDREAD	10.750				
137	T ALLDREAD	3	137	D GEBAUERS	16	N/A	A REES	10.786				
137	D GEBAUERS	3	140	D ALLDREAD	15	N/A	SM BLURTON	10.833				
137	E GIBBS	3	140	E GIBBS	15	N/A	A PARKIN	11.300				
137	R FREEMAN	3	142	H MOHAMMED	14	N/A	E PAUL	11.806				
143	N BLACK	2	143	L BLAKE	13	N/A	L PARKIN	12.900				
144	H MOHAMMED	1	144	N BLACK	10	N/A	S LIVESEY	13.083				
144	A STOTT	1	145	A STOTT	5	N/A	I PAUL	13.667				

JUNIOR STATISTICS 1992-2023, AFTER DHORC 678

Sheet 4 of 4 (Note: Highlighted Names are Current 2023 Members, CS = Best Consecutive Results)

POLES				IQRs				WINS				FASTEST LAPS				BEST RACE LAPS				CHAMPIONSHIPS		
Pos	JUNIOR	No	CS	Pos	JUNIOR	No	CS	Pos	JUNIOR	No	CS	Pos	JUNIOR	No	CS	Pos	JUNIOR	No	CS	YEAR	JUNIOR	
1	R LITHERLAND	61	(6)	1	J SISMEY	215	(14)	1	A HALL	49	(13)	1	J SISMEY	59	(11)	1	R LITHERLAND	63	(7)	1992	S SLATER	
2	J SISMEY	56	(11)	2	R LITHERLAND	201	(12)	2	R LITHERLAND	46	(9)	2	R LITHERLAND	58	(7)	2	T CHADWICK	51	(7)	1993	M MINNES	
3	J MELLOR	46	(10)	3	A TURNBULL	194	(16)	3	J SISMEY	45	(6)	3	A HALL	45	(15)	3	A HALL	50	(16)	1994	M MINNES (2)	
4	A TURNBULL	44	(5)	4	J MELLOR	193	(15)	4	A TURNBULL	45	(5)	4	T CHADWICK	43	(6)	4	J SISMEY	45	(11)	1995	AJ McPEAKE	
5	A HALL	42	(11)	5	A HALL	177	(22)	5	T CHADWICK	44	(5)	5	A HUGHES	35	(12)	5	AJ McPEAKE	33	(6)	1996	AJ McPEAKE (2)	
6	AJ McPEAKE	34	(12)	6	T CHADWICK	165	(13)	6	J MELLOR	35	(3)	6	AJ McPEAKE	33	(7)	5	L SMITH	33	(20)	1997	C BRENTNALL	
7	T CHADWICK	33	(4)	7	L SMITH	135	(29)	7	L SMITH	33	(9)	7	L SMITH	33	(18)	5	J MELLOR	33	(6)	1998	T PANK	
8	L SMITH	33	(18)	8	M MINNIS	128	(10)	8	M MINNIS	31	(9)	8	M MINNIS	30	(6)	8	A HUGHES	32	(11)	1999	C BOWLES	
9	J HENRY	31	(8)	9	AJ McPEAKE	123	(8)	9	AJ McPEAKE	29	(6)	9	J PATEMAN	29	(5)	8	L BOWLES	32	(7)	2000	J HENRY	
10	M MINNIS	30	(8)	10	A HUGHES	112	(24)	10	L BOWLES	29	(8)	10	L BOWLES	28	(9)	10	J PATEMAN	31	(6)	2001	A HENRY (2)	
11	L BOWLES	30	(7)	11	J HENRY	110	(12)	11	J HENRY	28	(4)	11	A TURNBULL	26	(4)	10	A TURNBULL	31	(4)	2002	T CHADWICK	
12	J PATEMAN	29	(8)	12	J PATEMAN	104	(6)	11	J PATEMAN	28	(4)	12	J HENRY	25	(5)	12	M MINNIS	27	(8)	2003	J SISMEY	
13	A HUGHES	28	(11)	13	T MEASHAM	93	(11)	13	A HUGHES	22	(6)	13	A HUGHES	25	(6)	13	J HENRY	25	(5)	2004	J SISMEY (2)	
14	C BRENTNALL	24	(8)	14	C BRENTNALL	87	(5)	14	C BRENTNALL	18	(3)	14	C BRENTNALL	20	(7)	14	C BRENTNALL	22	(7)	2005	T CHADWICK (2)	
15	T MEASHAM	20	(5)	15	L BOWLES	64	(10)	14	T MEASHAM	18	(3)	14	T PANK	20	(5)	15	Z ROYTHORNE	17	(6)	2006	T MEASHAM	
16	T PANK	16	(2)	16	C BOWLES	56	(4)	16	C BOWLES	15	(2)	16	H SMITH	19	(4)	16	T PANK	15	(3)	2007	A HUGHES	
17	C BOWLES	11	(3)	17	F HOLMES	52	(3)	17	K LEVRS	13	(3)	17	K LEVRS	15	(3)	17	C BOWLES	13	(2)	2008	L SMITH	
18	H SMITH	11	(4)	18	T PANK	51	(4)	18	T PANK	12	(2)	18	B ROYTHORNE	14	(4)	17	K LEVRS	13	(3)	2009	L SMITH (2)	
19	J LAWSON	10	(4)	19	P CONNALLY	44	(9)	18	H SMITH	12	(3)	18	Z ROYTHORNE	14	(4)	19	P CONNALLY	12	(3)	2010	K LEVRS	
20	N GULL	9	(3)	20	K LEVRS	42	(4)	20	F HOLMES	10	(2)	20	J LAWSON	11	(3)	19	T MEASHAM	12	(3)	2011	J MELLOR	
21	P CONNALLY	7	(3)	21	Z ROYTHORNE	40	(2)	20	Z ROYTHORNE	10	(2)	21	P CONNALLY	10	(3)	21	H SMITH	11	(4)	2012	J MELLOR (2)	
22	K ASHWORTH	7	(2)	22	N GULL	29	(4)	20	J LAWSON	10	(3)	21	T MEASHAM	10	(2)	22	N GULL	10	(3)	2013	J PATEMAN	
23	K LEVRS	7	(2)	23	H SMITH	26	(6)	23	P CONNALLY	7	(2)	23	N GULL	9	(4)	23	J LAWSON	9	(3)	2014	A HALL	
24	Z ROYTHORNE	7	(2)	24	J LAWSON	25	(4)	23	N GULL	7	(2)	24	C BOWLES	7	(2)	24	K ASHWORTH	5	(2)	2015	A HALL (2)	
25	B ROYTHORNE	6	(2)	25	B ROYTHORNE	24	(4)	23	JJ HUGHES-DOWD	7	(2)	25	P MARTIN	6	(2)	24	B ROYTHORNE	5	(2)	2016	R LITHERLAND	
26	JJ HUGHES-DOWD	6	(2)	26	R REES	23	(2)	26	J STEVENSON	5	(2)	26	K ASHWORTH	5	(2)	26	M WARREN	4	(2)	2017	R LITHERLAND (2)	
27	F HOLMES	5	(2)	27	K ASHWORTH	21	(5)	26	R REES	5	(2)	26	J LISTER	5	(2)	26	J LISTER	4	(2)	2018	A TURNBULL	
28	G HADDON	3	(2)	27	JJ HUGHES-DOWD	21	(5)	26	K ALI	5	(3)	26	F HOLMES	5	(2)	26	JJ HUGHES-DOWD	4	(2)	2019	A TURNBULL (2)	
29	S GILLARD	3	(2)	29	L TURNBULL	18	(2)	26	C BULLOCK	5	(2)	29	D BARKER	4	(2)	29	C DAVENPORT	3	(2)	2020	N/A	
30	S SLATER	3	(2)	30	K ALI	16	(5)	26	K ASHWORTH	5	(2)	29	Ca HOLLAND	4	(2)	29	S SLATER	3	(2)	2021	H SMITH	
31	C BULLOCK	3	(2)	30	J LISTER	16	(2)	31	G HADDON	4	(2)	29	JJ HUGHES-DOWD	4	(2)	29	D BARKER	3	(2)	2022	L BOWLES	
32	M WARREN	3	(2)	32	C BULLOCK	14	(4)	31	M WARREN	4	(2)	32	C DAVENPORT	3	(2)	29	J WOODHOUSE	3	(2)			
33	J LISTER	3	(2)	33	M WARREN	13	(2)	31	J LISTER	4	(2)	32	M WARREN	3	(2)	32	M WARREN	3	(2)			
34	L TURNBULL	3	(2)	34	S GILLARD	12	(3)	31	B ROYTHORNE	4	(2)	32	M BUCKLEY	3	(2)	33	C BULLOCK	2	(2)			
35	J STEVENSON	2	(2)	35	C DAVENPORT	10	(2)	35	S SLATER	3	(2)	32	E WOODHOUSE	3	(2)	33	L BLAKE	2	(2)			
36	R REES	2	(2)	35	G HADDON	10	(2)	35	K SCHOFIELD	3	(2)	36	S SLATER	2	(2)	33	P MARTIN	2	(2)			
37	Ca HOLLAND	2	(2)	35	P MARTIN	10	(2)	35	L TURNBULL	3	(2)	36	J STEVENSON	2	(2)	33	F HOLMES	2	(2)			
38	A CHATTLE	2	(2)	38	S SLATER	9	(4)	35	J WOODHOUSE	3	(2)	36	R REES	2	(2)	33	G REYES-ENGLAND	2	(2)			
39	E WOODHOUSE	2	(2)	38	R COOK	9	(2)	39	C DAVENPORT	2	(2)	36	K ALI	2	(2)	39	S GILLARD	1	(2)			
40	C DAVENPORT	1	(2)	40	K COOK	8	(3)	39	L BLAKE	2	(2)	36	M LITHERLAND	2	(2)	39	K SCHOFIELD	1	(2)			
41	K ALI	1	(2)	41	J STEVENSON	6	(3)	41	A CHATTLE	2	(2)	41	K SCHOFIELD	1	(2)	39	G HADDON	1	(2)			
42	K COOK	1	(2)	41	Ca HOLLAND	6	(3)	39	P MARTIN	2	(2)	41	J BULLOCK	1	(2)	39	J STEVENSON	1	(2)			
43	R COOK	1	(2)	43	D BARKER	4	(3)	39	G REYES-ENGLAND	2	(2)	41	A HARTLEY	1	(2)	39	E HENRY	1	(2)			
44	L BLAKE	1	(2)	43	C CLARK	4	(3)	44	S GILLARD	1	(2)	41	C BULLOCK	1	(2)	39	J BULLOCK	1	(2)			
45	P MARTIN	1	(2)	43	R HUGHES	4	(3)	44	E HENRY	1	(2)	41	K COOK	1	(2)	39	C CLARK	1	(2)			
46	B JEFFRIES	1	(2)	43	B BROOKS	4	(3)	44	J BULLOCK	1	(2)	41	K JACKSON	1	(2)	39	R REES	1	(2)			
47	M LITHERLAND	1	(2)	47	K SCHOFIELD	3	(2)	44	S TAGUE	1	(2)	41	M BRADLEY	1	(2)	39	K COOK	1	(2)			
48	D PAUL	1	(2)	47	M McNILTY	3	(2)	44	L CAPEWELL	1	(2)	41	J ELMORE	1	(2)	39	S TAGUE	1	(2)			
49	J WOODHOUSE	1	(2)	47	K JACKSON	3	(2)	44	M BUCKLEY	1	(2)	41	D PAUL	1	(2)	39	K JACKSON	1	(2)			
				47	A WATHEY	3	(2)	44	B JEFFRIES	1	(2)	41	S ROYTHORNE	1	(2)	39	A WATHEY	1	(2)			
				47	A CHATTLE	3	(2)	44	M LITHERLAND	1	(2)	41	J WOODHOUSE	1	(2)	39	Ca HOLLAND	1	(2)			
				47	B JEFFRIES	3	(2)	44	J THOMPSON	1	(2)					39	M BUCKLEY	1	(2)			
				47	D PAUL	3	(2)	44	E DOYLE	1	(2)					39	A CHATTLE	1	(2)			
				54	J WATSON	2	(2)									39	M BRADLEY	1	(2)			
				54	S SCHULE	2	(2)									39	M LITHERLAND	1	(2)			
				54	E HENRY	2	(2)									39	L TURNBULL	1	(2)			
				54	J BULLOCK	2	(2)									38	E DOYLE	1	(2)			
				54	S TAGUE	2	(2)															
				54	M BRADLEY	2	(2)															
				54	M WESTON	2	(2)															
				54	M LITHERLAND	2	(2)															
				54	E STOTT-ZAFIROPOULO	2	(2)															
				54	L BROOKS	2	(2)															
				54	D JACKSON	2	(2)															
				54	J THOMPSON	2	(2)															
				54	E WOODHOUSE	2	(2)															
				67	P WALKER	1	(2)															
				67	T SHARP	1	(2)															
				67	R LEY	1	(2)															
				67	A HARTLEY	1	(2)															
				67	J MOSEDALE	1	(2)															
				67	D SPENCER	1	(2)															
				67	T REES	1	(2)															
				67	M YEOMANS	1	(2)															
				67	A OXSPRING	1	(2)															
				67	L BLAKE	1	(2)															
				67	J GRATTON	1	(2)															
				67	G REYES-ENGLAND	1	(2)															
				67	S ROYTHORNE	1	(2)															
				67	J MARTINEZ	1	(2)															
				67	E DOYLE	1	(2)															
				67	J WOODHOUSE	1	(2)															
				67	R HUGHES	1	(2)															

IQR Means Individual Qualifying Rounds I.E. Yellow, Green, Red and Blue Lane on a Normal Club Night

Outright Track Record Holders After DHORC 678

Adults

Pos	Name	Qualifying	F1	GC	F1	GC	Total
			Fastest Laps	Fastest Laps	Race Laps	Race Laps	
1	L Pateman	36	45	64	28	50	223
2	S Goodlip	22	37	11	32	18	120
3	A Smith	29	10	26	11	24	100
4	N Sismey	16	8	12	16	16	68
5	J Sismey	15	7	8	14	12	56
6	M Chadwick	12			8	9	29
7	W Lander	9	5	3	6		23
8	P Rees	3	3		10	3	19
8	A McPeake	4	3	5	7		19
10	J Tague	4	3	2	3	5	17
11	J Lymer	4	2	1	2	1	10
12	T Baldock	3	1	1	1	2	8
13	D Garbett	1	1	1	3	1	7
13	A Turnbull	2	2		3		7
15	L Smith	2	1	3			6
16	C Roythorne		2	2		1	5
17	J Neale				2	1	3
17	S Anand	1			1	1	3
17	T Chadwick		1		2		3
17	J Lamb	1		1	1		3
21	M Allsopp				2		2
21	S Lander			1	1		2
21	C Bowles	1	1				2
24	G Peach		1				1
24	D McPeake		1				1
24	J Roythorne				1		1
24	JJ Hughes-Dowd		1				1
24	S Smith				1		1
24	S Pank				1		1
Total		154	123	132	137	138	741

Note: Some Records Can Be Held By More Than One Member - Highlighted Names 2023 Members

Outright Track Record Holders After DHORC 678

Juniors

Pos	Name	Qualifying	F1	GC	F1	GC	Total
			Fastest Laps	Fastest Laps	Race Laps	Race Laps	
1	A Turnbull	31	22	16	34	17	120
2	R Litherland	24	21	26	13	28	112
3	J Sismey	15	15	12	11	17	70
4	A Hall	12	8	6	13	11	50
5	T Chadwick	7	6	10	7	19	49
6	L Bowles	15	3	5	6	9	38
7	AJ McPeake	10	9	4	9	4	36
8	T Measham	6	4	1	13	3	27
8	J Henry	2	9	5	9	2	27
10	J Mellor	10	4	4	2	4	24
11	H Smith	7	5	5	3	3	23
12	M Minnis	6	2	4	2	5	19
13	Z Roythorne	2	2	6		8	18
14	J Pateman	4	4	5	1	3	17
15	B Roythorne	1	1	6		2	10
16	F Holmes	1	3	2	3		9
16	C Brentnall		2	3		4	9
16	J Lawson	1	2	2	3	1	9
19	A Hughes	2	1	5			8
19	L Smith		4		4		8
21	T Pank		1	3	2		6
21	C Bowles	2	1		1	2	6
21	JJ Hughes-Dowd	3	2		1		6
24	E Woodhouse	2	1	2			5
25	P Connally		1	3			4
25	R Rees	1	1	1		1	4
25	K Ashworth	1	1	1		1	4
25	L Turnbull	1	1		2		4
25	J Woodhouse	1		1	2		4
30	K Levers		1		1	1	3
31	P Martin		1		1		2
31	N Gull		1		1		2
33	Ca Holland			1			1
33	E Henry		1				1
33	C Clark					1	1
33	K Ali				1		1
33	B Brooks				1		1
33	J Elmore		1				1
33	S Roythorne			1			1
33	A Hartley			1			1
Total		167	141	141	146	146	741

Note: Some Records Can Be Held By More Than One Member - Highlighted Names 2023 Members

DHORC Statistics 2023

Poles		Adult				Junior				Poles	
Records		Name	Total	2023	Name	Total	2023	Records			
All Time		L Pateman	128	6	L Bowles	30	12	All Time			
L Pateman	128	S Goodlip	93	6	H Smith	11		R Litherland	61		
Season		N Sismey	86	1	J Lawson	10		Season			
S Goodlip	17	A Smith	56	6	JJ Hughes-Dowd	6	5	L Smith	21		
		P Rees	19	1	E Woodhouse	2	2				
		L Smith	6		J Woodhouse	1	1				
		D Garbett	5								
		G Peach	2								
		C Bowles	2								
		A Turnbull	2	1							
Race Wins		Adult				Junior				Race Wins	
Records		Name	Total	2023	Name	Total	2023	Records			
All Time		L Pateman	121	5	L Bowles	29	13	All Time			
L Pateman	121	S Goodlip	89	6	H Smith	12		A Hall	49		
Season		N Sismey	86	1	J Lawson	10		Season			
W Lander	16	A Smith	50	6	JJ Hughes-Dowd	7	6	L Smith	20		
		P Rees	29	1	J Woodhouse	3	2	A Hall	20		
		D Garbett	4		J Thompson	1					
		L Smith	4		E Doyle	1					
		A Turnbull	4	1							
		G Peach	3								
		R Litherland	2								
		S Smith	1	1							
Fast Laps		Adult				Junior				Fast Laps	
Records		Name	Total	2023	Name	Total	2023	Records			
All Time		L Pateman	286	6	L Bowles	28	12	All Time			
L Pateman	286	S Goodlip	60	6	H Smith	19	1	J Sismey	59		
Season		A Smith	57	5	J Lawson	11	2	Season			
L Pateman	19	N Sismey	51	1	JJ Hughes-Dowd	3	2	L Smith	21		
A Smith	19	P Rees	12		E Woodhouse	3	3				
		L Smith	7		J Woodhouse	1	1				
		D Garbett	5								
		C Bowles	4	1							
		G Peach	3								
		A Turnbull	2								
		JJ Hughes-Dowd	1	1							
Race Laps		Adult				Junior				Race Laps	
Records		Name	Total	2023	Name	Total	2023	Records			
All Time		L Pateman	189	7	L Bowles	32	15	All Time			
L Pateman	189	N Sismey	91	1	H Smith	11	1	R Litherland	63		
Season		S Goodlip	73	7	J Lawson	9		Season			
W Lander	16	A Smith	62	5	JJ Hughes-Dowd	4	3	A Hall	22		
		P Rees	23		J Woodhouse	3	2				
		L Smith	10		E Doyle	1					
		D Garbett	7								
		G Peach	2								
		A Turnbull	2								
		C Bowles	2								
		S Smith	1	1							

Current Members Best Ever Position Records after DHORC 678

Qualifying				Final Position				Fastest Laps				Race Laps							
Pos	Adult	DHORC	Gap	Pos	Adult	DHORC	Gap	Pos	Adult	DHORC	Gap	Pos	Adult	DHORC	Gap				
			Date				Date				Date				Date				
1	A Smith	678	0	03-Oct-23	1	A Smith	678	0	03-Oct-23	1	L Pateman	678	0	03-Oct-23	1	A Smith	678	0	03-Oct-23
1	S Goodlip	677	1	12-Sep-23	1	S Goodlip	677	1	12-Sep-23	1	S Goodlip	677	1	12-Sep-23	1	S Goodlip	677	1	12-Sep-23
1	L Pateman	674	4	25-Jul-23	1	A Turnbull	675	3	08-Aug-23	1	A Smith	673	5	25-Jul-23	1	L Pateman	674	4	25-Jul-23
1	N Sismey	672	6	25-Jul-23	1	L Pateman	674	4	25-Jul-23	1	N Sismey	672	6	25-Jul-23	1	N Sismey	673	5	25-Jul-23
1	A Turnbull	671	7	25-Jul-23	1	N Sismey	673	5	25-Jul-23	1	C Bowles	669	9	18-Jul-23	1	S Smith	671	7	25-Jul-23
1	P Rees	661	17	21-Feb-23	1	S Smith	671	7	25-Jul-23	1	D Garbett	657	21	13-Dec-22	1	D Garbett	657	21	13-Dec-22
1	C Bowles	647	31	09-Aug-22	1	P Rees	665	13	02-May-23	1	A Turnbull	625	53	19-Oct-22	1	C Bowles	653	25	08-Nov-22
1	D Garbett	625	53	19-Oct-21	1	R Litherland	652	26	18-Oct-22	1	L Smith	591	87	23-Feb-19	1	P Rees	649	29	27-Sep-22
1	L Smith	591	87	23-Feb-19	1	D Garbett	611	67	29-Oct-19	1	G Peach	565	113	24-Feb-18	1	A Turnbull	635	43	22-Feb-22
1	G Peach	565	113	24-Feb-18	1	L Smith	566	112	24-Feb-18	1	P Rees	497	181	30-Jun-15	1	L Smith	579	99	04-Sep-18
2	A Woodhouse	674	4	25-Jul-23	1	G Peach	537	141	25-Feb-17	2	R Litherland	624	54	28-Sep-21	1	G Peach	565	113	24-Feb-18
2	R Litherland	624	54	28-Sep-21	2	C Bowles	600	78	09-Jul-19	4	L Bowles	675	3	08-Aug-23	2	R Litherland	624	54	28-Sep-21
4	D Hughes-Dowd	671	7	25-Jul-23	3	L Blacker	673	5	25-Jul-23	4	S Smith	671	7	25-Jul-23	3	L Blacker	674	4	25-Jul-23
4	D Turnbull	658	20	13-Dec-22	3	A Woodhouse	672	6	25-Jul-23	4	L Blacker	658	20	13-Dec-22	3	A Woodhouse	672	6	25-Jul-23
4	L Blacker	650	28	27-Sep-22	3	D Turnbull	627	151	13-Sep-16	4	D Turnbull	564	114	24-Feb-18	4	L Bowles	674	4	25-Jul-23
5	S Smith	671	7	25-Jul-23	4	L Bowles	674	4	25-Jul-23	5	A Woodhouse	674	4	25-Jul-23	4	S Gray	672	6	25-Jul-23
5	S Gray	627	51	09-Nov-21	4	S Gray	672	6	25-Jul-23	6	D Latham	671	7	25-Jul-23	5	D Latham	672	6	25-Jul-23
6	D Latham	674	4	25-Jul-23	4	J Litherland	563	115	24-Feb-18	6	J J Hughes-Dowd	670	8	18-Jul-23	5	D Turnbull	596	82	09-Apr-19
6	J Litherland	669	9	18-Jul-23	5	D Latham	672	6	25-Jul-23	6	H Smith	658	20	13-Dec-22	6	J Litherland	563	115	24-Feb-18
6	J Litherland	485	193	21-Feb-15	6	R Lawson	530	148	18-Oct-16	6	J Lawson	650	28	27-Sep-22	6	R Lawson	530	148	18-Oct-16
7	H Smith	672	6	25-Jul-23	7	J J Hughes-Dowd	673	5	25-Jul-23	6	S Gray	635	43	22-Feb-22	7	J J Hughes-Dowd	673	5	25-Jul-23
7	M Dutton	649	29	27-Sep-22	7	J Lawson	650	28	27-Sep-22	6	J Litherland	616	62	11-Feb-20	8	H Smith	657	21	13-Dec-22
7	R Lawson	629	49	30-Nov-21	8	H Smith	657	21	13-Dec-22	7	M Dutton	672	6	25-Jul-23	8	J Lawson	650	28	27-Sep-22
8	J J Hughes-Dowd	674	4	25-Jul-23	8	M Dutton	649	29	27-Sep-22	8	R Lawson	530	148	19-Oct-16	8	M Dutton	647	31	09-Aug-22
8	J Lawson	650	28	27-Sep-22	11	D Hughes-Dowd	667	11	23-May-23	10	A Stevenson	677	1	12-Sep-23	10	A Stevenson	667	11	23-May-23
10	A Thompson	646	32	28-Jun-22	13	L Haymes	677	1	12-Sep-23	11	D Hughes-Dowd	669	9	18-Jul-23	11	D Hughes-Dowd	673	5	25-Jul-23
11	A Stevenson	658	20	13-Dec-22	13	A Thompson	645	33	28-Jun-22	12	A Thompson	644	34	07-Jun-22	11	A Thompson	655	23	29-Nov-22
14	L Haymes	677	1	12-Sep-23	14	A Stevenson	657	21	13-Dec-22	14	L Haymes	677	1	12-Sep-23	12	L Haymes	677	1	12-Sep-23
1	J J Hughes-Dowd	678	0	03-Oct-23	1	J J Hughes-Dowd	678	0	03-Oct-23	1	J Lawson	678	0	03-Oct-23	1	H Smith	678	0	03-Oct-23
1	L Bowles	677	1	12-Sep-23	1	L Bowles	676	2	08-Aug-23	1	L Bowles	676	2	08-Aug-23	1	L Bowles	677	1	12-Sep-23
1	E Woodhouse	674	4	25-Jul-23	1	J Woodhouse	673	5	25-Jul-23	1	H Smith	675	3	08-Aug-23	1	J Woodhouse	673	5	25-Jul-23
1	J Woodhouse	672	6	25-Jul-23	1	H Smith	657	21	13-Dec-22	1	J Woodhouse	674	4	25-Jul-23	1	J J Hughes-Dowd	668	10	27-Jun-23
1	H Smith	658	20	13-Dec-22	1	J Lawson	656	22	29-Nov-22	1	E Woodhouse	674	4	25-Jul-23	1	J Lawson	656	22	29-Nov-22
1	J Lawson	656	22	29-Nov-22	1	E Doyle	649	29	27-Sep-22	1	J J Hughes-Dowd	667	11	23-May-23	1	E Doyle	649	29	27-Sep-22
2	E Doyle	660	18	31-Jan-23	1	J Thompson	640	38	26-Apr-22	2	E Doyle	646	32	28-Jun-22	2	J Thompson	636	42	22-Feb-22
2	J Thompson	636	42	22-Feb-22	2	J Thompson	653	25	08-Nov-22	2	J Thompson	636	42	28-Feb-22	3	T Stevenson	670	8	18-Jul-23
3	T Stevenson	661	17	21-Feb-23	4	E Woodhouse	671	7	25-Jul-23	4	T Stevenson	659	19	10-Jan-23	5	E Woodhouse	663	15	14-Mar-23

Distance Covered In DHORC Club Championship 2023

Pos	Competitor	Class	Laps	Feet	Feet / Race	Miles	Races
1	S Goodlip	A	1,792.3	177,318	2,364	33.6	75
2	P Rees	A	1,675.1	166,771	2,085	31.6	80
3	N Sismey	A	1,666.9	163,523	2,124	31.0	77
4	L Pateman	A	1,597.8	156,854	2,307	29.7	68
5	A Turnbull	A	1,521.8	154,875	2,212	29.3	70
6	L Blacker	A	1,515.2	149,969	1,875	28.4	80
7	A Smith	A	1,517.0	148,675	2,323	28.2	64
8	D Turnbull	A	1,422.3	141,040	2,015	26.7	70
9	C Bowles	A	1,359.7	134,841	2,211	25.5	61
10	JJ Hughes-Dowd	J	1,338.8	132,828	1,820	25.2	73
11	L Bowles	J	1,191.9	120,490	1,943	22.8	62
12	G Peach	A	1,222.2	117,963	2,145	22.3	55
13	R Litherland	A	1,167.2	110,163	2,160	20.9	51
14	S Gray	A	1,089.5	107,278	1,818	20.3	59
15	D Hughes-Dowd	A	1,003.4	102,032	1,570	19.3	65
16	J Woodhouse	J	894.7	89,697	1,602	17.0	56
17	A Woodhouse	A	862.1	86,234	1,658	16.3	52
18	A Stevenson	A	878.8	85,766	1,825	16.2	47
19	D Latham	A	792.7	82,198	1,712	15.6	48
20	T Stevenson	J	754.9	73,835	1,342	14.0	55
21	H Smith	J	702.4	69,424	1,693	13.1	41
22	S Smith	A	674.2	67,258	1,681	12.7	40
23	R Lawson	A	647.0	59,727	1,614	11.3	37
24	E Woodhouse	J	575.3	57,883	1,072	11.0	54
25	J Thompson	A	527.1	51,313	1,655	9.7	31
26	J Lawson	J	543.0	49,907	1,560	9.5	32
27	JJ Hughes-Dowd	A	454.5	45,999	2,000	8.7	23
28	A Thompson	A	464.9	45,722	1,759	8.7	26
29	L Smith	A	413.8	40,684	1,695	7.7	24
30	M Dutson	A	313.2	30,207	1,373	5.7	22
31	H Smith	A	294.9	29,820	1,988	5.6	15
32	L Bowles	A	254.1	26,171	2,013	5.0	13
33	D Garbett	A	199.0	21,106	2,111	4.0	10
34	J Lawson	A	212.1	19,349	1,759	3.7	11
35	L Haymes	A	179.2	16,111	1,611	3.1	10
36	E Doyle	J	145.9	15,513	1,724	2.9	9
37	J Litherland	A	116.9	9,274	1,855	1.8	5
Pos	Competitor	Class	31,981.8	3,157,814.6	1,845.2	598.1	1,671

Next Circuit



Zandvoort



Where Do We Race Next?

What Are The Records?

Who Has Been On The Podium?

Circuit History

Circuit Zandvoort known for sponsorship reasons as **CM.com Circuit Zandvoort**, and previously known as Circuit Park Zandvoort until 2017, is a 4.259 km (2.646 mi) motorsport racetrack located in the dunes north of Zandvoort, Netherlands, near the North Sea coast line. It returned to the Formula One calendar in 2021 as the location of the revived Dutch Grand Prix.

Our track is a shortened version of the F1 track, with **Phil Rees'** excellent banked sections.

Rounds 7&8		Zandvoort (Netherlands)			Rounds 21&22	
Previous Results						
	Adults		1st	2nd	3rd	
DHRC 172	16-Oct	2001	127' 7"	M Chadwick	S Goodlip	J Tague
DHRC 195	29-Oct	2002	127' 7"	S Goodlip	L Pateman	N Sismey
DHRC 217	28-Oct	2003	127' 7"	M Chadwick	S Goodlip	L Pateman
DHRC 239	26-Oct	2004	127' 7"	L Pateman	M Chadwick	N Sismey
DHRC 302	25-Sep	2007	127' 7"	W Lander	P Rees	N Sismey
DHRC 341	14-Jul	2009	127' 7"	J Sismey	L Pateman	T Chadwick
DHRC 392	12-Jul	2011	127' 7"	L Pateman	J Sismey	P Rees
DHRC 518	19-Apr	2016	130' 2"	S Goodlip	J Sismey	L Pateman
DHRC 568	27-Mar	2018	130' 2"	J Lymer	N Sismey	S Goodlip
DHRC 637 F1	15-Mar	2022	98' 6"	S Goodlip	P Rees	C Bowles
DHRC 638 GC	15-Mar	2022	98' 6"	A Smith	L Pateman	A Turnbull
DHRC 649 F1	27-Sep	2022	98' 6"	A Turnbull	A Smith	P Rees
DHRC 650 GC	27-Sep	2022	98' 6"	A Smith	N Sismey	P Rees
DHRC 665 F1	02-May	2023	98' 6"	P Rees	L Pateman	S Goodlip
DHRC 666 GC	02-May	2023	98' 6"	L Pateman	S Goodlip	C Bowles
DHRC 679 F1	17-Oct	2023	98' 6"			
DHRC 680 GC	17-Oct	2023	98' 6"			
	Juniors		1st	2nd	3rd	
DHRC 172	16-Oct	2001	127' 7"	J Henry	J Sismey	T Chadwick
DHRC 195	29-Oct	2002	127' 7"	J Sismey	T Chadwick	T Green
DHRC 217	28-Oct	2003	127' 7"	J Sismey	T Chadwick	T Measham
DHRC 239	26-Oct	2004	127' 7"	T Chadwick	J Sismey	T Measham
DHRC 302	25-Sep	2007	127' 7"	A Hughes	R Hughes	C Bullock
DHRC 341	14-Jul	2009	127' 7"	L Smith	A Oxspring	L Capewell
DHRC 392	12-Jul	2011	127' 7"	J Mellor	J Pateman	K Levers
DHRC 518	19-Apr	2016	130' 2"	F Holmes	A Turnbull	D Jackson
DHRC 568	27-Mar	2018	130' 2"	F Holmes	A Turnbull	Z Roythorne
DHRC 637 F1	15-Mar	2022	98' 6"	L Bowles	J Thompson	J Lawson
DHRC 638 GC	15-Mar	2022	98' 6"	L Bowles	J Lawson	J Thompson
DHRC 649 F1	27-Sep	2022	98' 6"	E Doyle	H Smith	L Bowles
DHRC 650 GC	27-Sep	2022	98' 6"	J Lawson	L Bowles	H Smith
DHRC 665 F1	02-May	2023	98' 6"	JJ Hughes-Dowd	H Smith	J Thompson
DHRC 666 GC	02-May	2023	98' 6"	L Bowles	JJ Hughes-Dowd	H Smith
DHRC 679 F1	17-Oct	2023	98' 6"			
DHRC 680 GC	17-Oct	2023	98' 6"			

Circuit Records		Lap Length 98' 6"	
Qualifying			
F1	A Smith	27Sep22	
GC	L Pateman	02May23	51.3 Laps
			66.8 Laps
Fastest Laps			
F1	L Pateman	02May23	5.96 secs (11.268 mph)
GC	A Smith	15Mar22	4.60 secs (14.600 mph)
Race Laps			
F1	P Rees	27Sep22	
GC	A Smith	27Sep22	26.7 Laps
	L Pateman	02May23	35.3 Laps
Final Points			
7.0 Points	J Lamb	15Mar22	

DHRC 679 & 680

Zandvoort Best Off Chart 1

Qualifying Combined					Final Points			
Pos	Adult	Laps	MPH	Date	Pos	Adult	Pts	Date
1	A Smith (M)	N/A	N/A	N/A	1	J Lamb	7.0	15-Mar-22
1	A Stevenson	N/A	N/A	N/A	2	P Rees (M)	4.0	02-May-23
1	A Thompson	N/A	N/A	N/A	3	D Turnbull	3.5	15-Mar-22
1	A Turnbull	N/A	N/A	N/A	3	L Blacker	3.5	02-May-23
1	C Bowles	N/A	N/A	N/A	3	G Peach (M)	3.5	02-May-23
1	C Cooper	N/A	N/A	N/A	3	A Turnbull	3.5	02-May-23
1	D Edwards	N/A	N/A	N/A	7	C Bowles	3.0	15-Mar-22
1	D Garbett (M)	N/A	N/A	N/A	7	R Litherland	3.0	15-Mar-22
1	D Hughes-Dowd	N/A	N/A	N/A	7	L Smith	3.0	15-Mar-22
1	D Turnbull	N/A	N/A	N/A	7	S Goodlip (M)	3.0	15-Mar-22
1	G Peach (M)	N/A	N/A	N/A	7	H Smith	3.0	27-Sep-22
1	H Smith	N/A	N/A	N/A	7	A Smith (M)	3.0	02-May-23
1	H Smith	N/A	N/A	N/A	7	H Smith	3.0	02-May-23
1	J Lamb	N/A	N/A	N/A	14	L Pateman	2.5	15-Mar-22
1	J Lawson	N/A	N/A	N/A	14	JJ Hughes-Dowd	2.5	02-May-23
1	JJ Hughes-Dowd	N/A	N/A	N/A	14	N Sismey (M)	2.5	02-May-23
1	L Blacker	N/A	N/A	N/A	17	L Edwards	1.5	15-Mar-22
1	L Edwards	N/A	N/A	N/A	17	M Dutson	1.5	15-Mar-22
1	L Pateman	N/A	N/A	N/A	17	D Edwards	1.5	15-Mar-22
1	L Smith	N/A	N/A	N/A	17	C Cooper	1.5	15-Mar-22
1	M Dutson	N/A	N/A	N/A	17	J Lawson	1.5	27-Sep-22
1	N Sismey (M)	N/A	N/A	N/A	17	S Smith	1.5	02-May-23
1	P Rees (M)	N/A	N/A	N/A	23	S Gray (M)	1.0	15-Mar-22
1	R Lawson	N/A	N/A	N/A	23	R Lawson	1.0	27-Sep-22
1	R Litherland	N/A	N/A	N/A	23	D Hughes-Dowd	1.0	02-May-23
1	S Goodlip (M)	N/A	N/A	N/A	26	D Garbett (M)	0.5	15-Mar-22
1	S Gray (M)	N/A	N/A	N/A	27	A Thompson	0.0	15-Mar-22
1	S Smith	N/A	N/A	N/A	27	A Stevenson	0.0	02-May-23
Pos	Junior	Laps	MPH	Date	Pos	Junior	Pts	Date
1	E Doyle	N/A	N/A	N/A	1	J Thompson	3.0	02-May-23
1	H Smith	N/A	N/A	N/A	2	L Bowles	2.0	15-Mar-22
1	J Lawson	N/A	N/A	N/A	2	E Doyle	2.0	27-Sep-22
1	J Thompson	N/A	N/A	N/A	2	JJ Hughes-Dowd	2.0	02-May-23
1	JJ Hughes-Dowd	N/A	N/A	N/A	5	J Lawson	1.5	15-Mar-22
1	L Bowles	N/A	N/A	N/A	5	H Smith	1.5	27-Sep-22
1	T Stevenson	N/A	N/A	N/A	5	T Stevenson	1.5	02-May-23

Zandvoort Best Off Chart 2 - F1

Qualifying					Fastest Laps					Race Laps				
Pos	Adult	Laps	MPH	Date	Pos	Adult	Time	MPH	Date	Pos	Adult	Laps	MPH	Date
1	A Smith (M)	51.3	9.570	27-Sep-22	1	S Goodlip (M)	6.07	11.064	02-May-23	1	P Rees (M)	26.7	9.962	27-Sep-22
2	C Bowles	49.1	9.160	27-Sep-22	2	A Smith (M)	6.22	10.797	02-May-23	1	A Smith (M)	26.7	9.962	27-Sep-22
3	S Goodlip (M)	48.6	9.066	02-May-23	3	L Pateman	5.96	11.268	02-May-23	3	S Goodlip (M)	26.3	9.813	15-Mar-22
4	A Turnbull	48.1	8.973	27-Sep-22	4	A Turnbull	6.43	10.445	27-Sep-22	4	A Turnbull	26.1	9.738	27-Sep-22
5	P Rees (M)	46.9	8.749	15-Mar-22	5	P Rees (M)	6.48	10.364	02-May-23	5	C Bowles	25.3	9.440	15-Mar-22
6	N Sismey (M)	46.8	8.731	27-Sep-22	6	C Bowles	6.37	10.543	02-May-23	6	L Pateman	25.8	9.626	02-May-23
7	L Pateman	48.8	9.104	02-May-23	7	N Sismey (M)	6.61	10.160	15-Mar-22	7	N Sismey (M)	24.8	9.253	27-Sep-22
8	D Garbett (M)	42.6	7.947	15-Mar-22	8	D Garbett (M)	6.80	9.876	15-Mar-22	7	G Peach (M)	24.8	9.253	02-May-23
9	D Turnbull	41.5	7.742	27-Sep-22	9	D Edwards	6.82	9.847	15-Mar-22	9	L Smith	22.7	8.470	27-Sep-22
10	D Edwards	40.9	7.630	15-Mar-22	10	S Gray (M)	6.87	9.776	15-Mar-22	10	L Edwards	22.5	8.395	15-Mar-22
11	G Peach (M)	42.7	7.966	02-May-23	11	G Peach (M)	6.53	10.285	02-May-23	11	R Litherland	22.2	8.283	15-Mar-22
12	R Litherland	40.8	7.611	15-Mar-22	12	L Blacker	7.00	9.594	15-Mar-22	11	D Turnbull	22.2	8.283	15-Mar-22
13	S Gray (M)	40.5	7.555	15-Mar-22	13	D Turnbull	6.96	9.649	03-May-23	13	D Garbett (M)	21.8	8.134	15-Mar-22
14	M Dutson	39.3	7.332	27-Sep-22	14	L Smith	7.15	9.393	15-Mar-22	14	S Gray (M)	21.4	7.984	15-Mar-22
15	L Smith	38.1	7.108	27-Sep-22	15	C Cooper	7.18	9.354	15-Mar-22	15	D Edwards	21.3	7.947	15-Mar-22
16	L Edwards	37.3	6.958	15-Mar-22	16	R Litherland	7.25	9.263	15-Mar-22	16	M Dutson	20.3	7.574	27-Sep-22
17	C Cooper	36.7	6.846	15-Mar-22	17	J Lamb	7.31	9.187	15-Mar-22	17	J Lamb	19.6	7.313	15-Mar-22
18	L Blacker	36.4	6.791	27-Sep-22	18	M Dutson	7.46	9.003	27-Sep-22	18	L Blacker	22.2	8.283	02-May-23
19	J Lamb	36.2	6.753	15-Mar-22	19	L Edwards	7.47	8.991	15-Mar-22	19	H Smith	19.5	7.276	27-Sep-22
20	R Lawson	35.4	6.604	15-Mar-22	20	H Smith	7.52	8.931	27-Sep-22	20	C Cooper	19.4	7.238	15-Mar-22
21	J Lawson	34.1	6.361	27-Sep-22	21	J Lawson	7.64	8.790	27-Sep-22	21	J Lawson	19.3	7.201	27-Sep-22
22	H Smith	34.0	6.343	27-Sep-22	22	R Lawson	7.72	8.699	15-Mar-22	22	R Lawson	18.6	6.940	15-Mar-22
23	A Thompson	34.8	6.492	02-May-23	23	A Thompson	7.79	8.621	15-Mar-22	23	A Thompson	17.5	6.529	02-May-23
24	S Smith	36.5	3.405	02-May-23	24	S Smith	8.00	8.395	02-May-23	24	S Smith	18.5	6.902	02-May-23
25	D Hughes-Dowd	39.3	3.666	02-May-23	25	D Hughes-Dowd	7.45	9.015	02-May-23	25	D Hughes-Dowd	21.2	7.910	02-May-23
26	JJ Hughes-Dowd	38.9	3.628	02-May-23	26	JJ Hughes-Dowd	6.84	9.819	02-May-23	26	JJ Hughes-Dowd	22.3	8.320	02-May-23
27	H Smith	35.1	3.274	02-May-23	27	H Smith	7.36	9.125	02-May-23	27	H Smith	18.3	6.828	02-May-23
28	A Stevenson	34.4	3.209	02-May-23	28	A Stevenson	7.97	8.426	02-May-23	28	A Stevenson	19.6	7.313	02-May-23
Pos	Junior	Laps	MPH	Date	Pos	Junior	Time	MPH	Date	Pos	Junior	Laps	MPH	Date
1	L Bowles	38.6	7.201	02-May-23	1	L Bowles	6.72	9.994	02-May-23	1	L Bowles	21.1	7.873	02-May-23
2	J Thompson	33.5	6.250	15-Mar-22	2	J Lawson	7.74	8.677	15-Mar-22	2	E Doyle	20.3	7.574	27-Sep-22
3	J Lawson	32.8	6.119	27-Sep-22	3	J Thompson	7.76	8.655	02-May-23	3	J Thompson	18.1	6.753	15-Mar-22
4	H Smith	35.1	6.548	02-May-23	4	E Doyle	7.98	8.416	27-Sep-22	4	H Smith	18.3	6.828	02-May-23
5	E Doyle	30.0	5.597	27-Sep-22	5	H Smith	7.36	9.125	02-May-23	5	J Lawson	17.1	6.380	27-Sep-22
6	JJ Hughes-Dowd	38.9	7.257	02-May-23	6	JJ Hughes-Dowd	7.25	9.263	02-May-23	6	JJ Hughes-Dowd	20.5	7.649	02-May-23
7	T Stevenson	28.7	2.677	02-May-23	7	T Stevenson	9.13	7.356	02-May-23	7	T Stevenson	16.2	6.044	02-May-23



Zandvoort Best Off Chart 3 - GC

Qualifying					Fastest Laps					Race Laps				
Pos	Adult	Laps	MPH	Date	Pos	Adult	Time	MPH	Date	Pos	Adult	Laps	MPH	Date
1	L Pateman	66.8	12.462	02-May-23	1	A Smith (M)	4.60	14.600	15-Mar-22	1	L Pateman	35.3	13.171	02-May-23
2	A Smith (M)	65.8	12.275	15-Mar-22	2	L Pateman	4.67	14.381	15-Mar-22	2	A Smith (M)	35.2	13.133	27-Sep-22
3	S Goodlip (M)	62.0	11.566	02-May-23	3	S Goodlip (M)	4.90	13.706	02-May-23	3	S Goodlip (M)	33.4	12.462	02-May-23
4	C Bowles	60.6	11.305	02-May-23	4	C Bowles	5.14	13.066	27-Sep-22	4	N Sismey (M)	31.8	11.865	27-Sep-22
5	N Sismey (M)	59.4	11.081	27-Sep-22	5	G Peach (M)	5.24	12.817	15-Mar-22	5	A Turnbull	31.1	11.604	15-Mar-22
6	A Turnbull	58.7	10.951	15-Mar-22	6	L Smith	5.25	12.792	27-Sep-22	5	C Bowles	31.1	11.604	02-May-23
7	D Garbett (M)	55.8	10.410	15-Mar-22	7	A Turnbull	5.29	12.695	02-May-23	7	L Smith	30.6	11.417	27-Sep-22
8	G Peach (M)	55.6	10.372	15-Mar-22	8	R Litherland	5.30	12.672	15-Mar-22	8	R Litherland	29.5	11.007	15-Mar-22
9	P Rees (M)	55.5	10.354	02-May-23	9	N Sismey (M)	5.33	12.600	27-Sep-22	8	P Rees (M)	29.5	11.007	02-May-23
10	R Litherland	52.7	9.831	15-Mar-22	10	L Blacker	5.36	12.530	02-May-23	10	D Garbett (M)	28.5	10.634	15-Mar-22
11	L Blacker	52.3	9.757	27-Sep-22	11	P Rees (M)	5.48	12.255	02-May-23	10	G Peach (M)	28.5	10.634	15-Mar-22
12	D Turnbull	51.8	9.663	02-May-23	12	D Garbett (M)	5.59	12.014	15-Mar-22	12	L Blacker	28.2	10.522	02-May-23
13	L Smith	50.9	9.496	15-Mar-22	12	JJ Hughes-Dowd	5.59	12.014	02-May-23	13	D Turnbull	27.8	10.372	27-Sep-22
14	A Stevenson	48.4	4.515	02-May-23	14	J Lawson	5.68	11.824	27-Sep-22	14	J Lamb	27.5	10.260	15-Mar-22
15	JJ Hughes-Dowd	48.3	4.505	02-May-23	15	D Turnbull	5.73	11.721	02-May-23	15	C Cooper	27.3	10.186	15-Mar-22
16	C Cooper	46.6	8.693	15-Mar-22	16	J Lamb	5.74	11.700	15-Mar-22	16	JJ Hughes-Dowd	26.7	9.962	02-May-23
16	J Lawson	46.6	8.693	27-Sep-22	17	D Edwards	5.76	11.660	15-Mar-22	17	D Edwards	26.2	9.775	15-Mar-22
18	A Thompson	45.6	8.507	02-May-23	18	C Cooper	5.77	11.639	15-Mar-22	18	J Lawson	26.1	9.738	27-Sep-22
19	R Lawson	45.0	8.395	27-Sep-22	19	H Smith	5.94	11.306	27-Sep-22	19	H Smith	25.8	9.626	27-Sep-22
20	S Gray (M)	44.9	8.376	02-May-23	20	A Thompson	5.97	11.249	02-May-23	20	H Smith	25.7	9.589	02-May-23
21	H Smith	44.5	4.151	02-May-23	21	R Lawson	6.08	11.046	27-Sep-22	20	A Stevenson	25.7	9.589	02-May-23
22	S Smith	43.4	4.048	02-May-23	22	H Smith	6.32	10.626	02-May-23	22	R Lawson	25.5	9.514	27-Sep-22
23	L Edwards	43.2	8.059	15-Mar-22	23	A Stevenson	6.33	10.610	02-May-23	23	S Smith	24.8	9.253	27-Sep-22
24	D Edwards	43.0	8.022	15-Mar-22	24	S Smith	6.34	10.593	02-May-23	24	A Thompson	23.5	8.768	02-May-23
25	H Smith	39.5	7.369	27-Sep-22	25	S Gray (M)	6.38	10.527	02-May-23	25	L Edwards	23.4	8.731	15-Mar-22
25	D Hughes-Dowd	39.5	3.684	02-May-23	26	M Dutson	6.40	10.494	15-Mar-22	25	S Gray (M)	23.4	8.731	15-Mar-22
27	J Lamb	38.6	7.201	15-Mar-22	27	D Hughes-Dowd	6.80	9.876	02-May-23	27	D Hughes-Dowd	22.0	8.208	02-May-23
28	M Dutson	31.1	5.802	27-Sep-22	28	L Edwards	6.84	9.819	15-Mar-22	28	M Dutson	21.3	7.947	27-Sep-22
Pos	Junior	Laps	MPH	Date	Pos	Junior	Time	MPH	Date	Pos	Junior	Laps	MPH	Date
1	L Bowles	50.8	9.477	02-May-23	1	J Lawson	5.63	11.929	27-Sep-22	1	L Bowles	27.0	10.074	02-May-23
2	JJ Hughes-Dowd	48.3	9.011	02-May-23	2	L Bowles	5.69	11.803	27-Sep-22	2	J Lawson	26.2	9.775	27-Sep-22
3	J Lawson	44.8	8.358	27-Sep-22	3	JJ Hughes-Dowd	5.98	11.231	02-May-23	3	JJ Hughes-Dowd	24.5	9.141	02-May-23
4	H Smith	44.5	8.302	02-May-23	4	H Smith	6.12	10.974	27-Sep-22	4	J Thompson	24.1	8.992	02-May-23
5	J Thompson	41.0	7.649	02-May-23	5	J Thompson	6.33	10.610	02-May-23	5	H Smith	23.1	8.619	02-May-23
6	T Stevenson	31.7	2.957	02-May-23	6	E Doyle	8.20	8.190	27-Sep-22	6	T Stevenson	17.5	6.529	02-May-23
7	E Doyle	16.7	3.115	27-Sep-22	7	T Stevenson	8.8	7.667	02-May-23	7	E Doyle	14.6	5.447	27-Sep-22





LEXAN BODY CATALOGUE

Legends

SWB = 38mm (1.5")
between axle centres

LWB = 41mm (1.6")
between axle centres



AC Cobra
Convertible
LWB



Acura NSX
GT3 2017
LWB
30mm Clip



Alfa Romeo 155
Touring Car
LWB
29mm Clip



Alfa Romeo
BTCC
LWB
30mm Clip



Alfa Romeo
TZ3 Corsa
SWB
29mm Clip



Aston Martin
Vantage GT3
LWB



Audi
R8LMS GT3
LWB



Audi S3
BTCC
LWB
27mm Clip



Austin
Mini Cooper
SWB
28mm Clip



Bentley
Continental GT3
LWB
30mm Clip














BMW
320i Turbo Grp5
SWB
27mm Clip




BMW 1 Series
BTCC
LWB
29mm Clip








































BMW
M1
SWB
30mm Clip
















			
BMW M3 GT2 LWB 27mm Clip	BMW Z4 GT3 LWB	BMW Z8 Convertible LWB 30mm Clip	Bugatti EB110 SWB 32mm Clip
			
Bugatti Veyron LWB 31mm Clip			
			
Chevrolet Nastruck LWB 30mm Clip	Chevron B19 SWB or LWB 29mm Clip	Corvette C5r GT SWB 30mm Clip	Corvette C7r GT 2017 LWB 31mm Clip
			
Corvette C8r GT3 LWB	Corvette Daytona Prototype SWB 30mm Clip	Corvette 1969 Stingray SWB 30mm Clip	
			
Datsun 240Z SWB 27mm Clip	Datsun Fairlady 2000 LWB 26mm Clip	Dodge Challenger LWB 31mm Clip	

			
Ferrari 250 gt Berlinetta Lusso SWB 30mm Clip	Ferrari 250 GTO LWB 29mm Clip	Ferrari 308 GTb LWB 28mm Clip	Ferrari 365 GTb Daytona SWB 28mm Clip
			
Ferrari 488 Gte LWB 29mm Clip	Ferrari 512 LM SWB or LWB 29mm Clip	Ferrari 575 GTc LWB 30mm Clip	Ferrari 612 Can-Am SWB 32mm Clip
			
Ferrari F40 SWB 32mm Clip	Ferrari Testarossa SWB 32mm Clip	Ford Capri SWB 30mm Clip	Ford Escort SWB 29mm Clip
			
Ford Custom Van LWB 30mm Clip	Ford Focus RS BTCC LWB 29mm Clip	Ford 2006 GT LWB 29mm Clip	Ford 2016 GT LWB Body Pins Only
			
Ford GT40 SWB 29mm Clip	Ford 2005 Mustang LWB 27mm Clip		

			
Honda Civic BTCC LWB 28mm Clip	Honda Integra LWB 28mm Clip	Honda S2000 SWB 26mm Clip	
			
Jaguar D Type LWB 30mm Clip	Jaguar XJ 220 LWB 32mm Clip	Jaguar XJR 5 (Grp 44) SWB 32mm Clip	Jaguar XJR 9 (Grp C) SWB or LWB 33mm Clip
			
Jaguar XKR GT3 LWB 30mm Clip			Koenigsegg CCX LWB 30mm Clip
			
Lamborghini Contach SWB 29mm Clip	Lamborghini Huracan GT3 LWB 32mm Clip	Lamborghini Miura Concept LWB 30mm Clip	Lamborghini Miura Jota SWB 28mm Clip
			
Lancia LC2 SWB 31mm Clip	Lotus Elise LWB 27mm Clip	Lotus Espirit LWB	Lotus Europa LWB 31mm Clip

			
Matchbox Hi-Tailer LWB 33mm Clip	Mazda 787b (Grp C) LWB 30mm Clip	Mazda RX7 SWB 27mm Clip	McLaren F1 GTr LWB
			
McLaren MP4 12C GT3 LWB 28mm Clip	Mercedes Gullwing 300SL SWB	Mercedes 300SLR LWB	Mercedes CLK GTB LWB 30mm Clip
			
Mercedes DTM Car LWB 30mm Clip	MG 6GT BTCC LWB 28mm Clip	Mini Mini Cooper LWB 27mm Clip	Morris Minor LWB 27mm Clip
			
Mustang 1967 GT 500 SWB 30mm Clip	Mustang Mach 1 SWB 30mm Clip		
			
Nascar SWB 32mm Clip	Nissan 300ZX SWB 31mm Clip	Nissan March 86G Gtp SWB or LWB 30mm Clip	Nissan R390 GT LWB 32mm Clip

			
Nissan 1989 R89C LWB 32mm Clip	Nissan 1977 Skyline GT-R LWB 27mm Clip	Nissan R32 Skyline SWB 30mm Clip	Nissan Grp C SWB 32mm Clip
			
Pagani Huayra LWB 29mm Clip	Pagini Zonda C12 LWB 30mm Clip	Panoz 1999 LMP-1 LWB 32mm Clip	Peugeot 905 Grp C SWB or LWB 31mm Clip
			
Pontiac 1977 Firebird LWB 30mm Clip	Porsche 908 SWB 29mm Clip	Porsche 910 LWB 32mm Clip	Porsche 911 GT3 SWB 27mm Clip
			
Porsche 911 Turbo RSR GT3 LWB 28mm Clip	Porsche 917 SWB or LWB 31mm Clip	Porsche 934 Turbo RSR SWB 26mm Clip	Porsche 935 Turbo SWB 28mm Clip
			
Porsche 956 Grp C SWB 31mm Clip	Porsche 959 SWB 29mm Clip	Porsche 962 Grp C LWB 32mm Clip	

			
Renault Clio Cup Car LWB 30mm Clip	Renault Clio V6 LWB 29mm Clip	Renault Megane Trophy LWB 30mm Clip	Renault RS01 GT LWB 28mm Clip
			
Saleen S7 LWB	Sauber Mercedes C11 Grp C SWB or LWB 32mm Clip	Shadow MK 11a LWB 31mm Clip	Shelby Cobra Daytona Coupe SWB 31mm Clip
			
Subaru Levorg BTCC LWB 28mm Clip			
			
Toyota 88C-V Grp C SWB or LWB 32mm Clip	Toyota GT-One LWB	Triumph TR7 LWB 28mm Clip	TVR Sagaris LWB
			
Wiesmann GT MF5 SWB or LWB			Zakspeed Grp 5 Capri SWB or LWB 30mm Clip

Where is DHORC?

Derby HO Racing Club 

www.dhorc.co.uk

dhorc



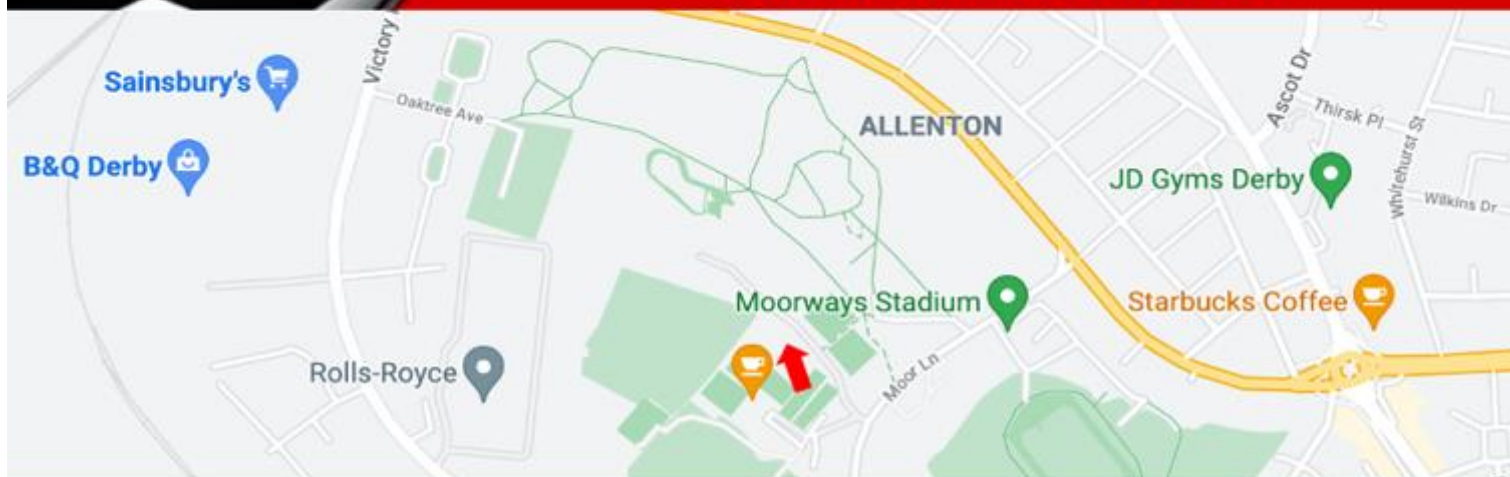
Home of HO Le Mans

TOMY AFX
TYCO

Derby H:O Racing Club
A Record Breaking Club



www.dhorc.co.uk



DHORC's Club Room

DERBY LEISURE
& EVENTS VENUE



Derby Leisure Ltd Table Tennis Room

Derby Leisure Ltd,
Moor Lane, Allenton
Derby, DE24 9HY

Derby HO Racing Club 

www.dhorc.co.uk

dhorc

Home of HO Le Mans

Carrera
DIGITAL

Nick Sismey

sismey80@hotmail.co.uk

07984 339192