

Visit dhorc.co.uk or Find us on **facebook**

Derby HO Racing Club 

www.dhorc.co.uk

dhere



Home of HO Le Mans

TOMY AFX
TYCO

Club Night

680

Round 22

Zandvoort – GC

17 Oct 23



Lewis
Retains
Junior
Champ

**Junior Champion
Crowned**

1st

ADULTS

- 01 A SMITH**
- 02 L PATEMAN**
- 03 R LITHERLAND**

JUNIORS

- 01 L BOWLES**
- 02 JJ HUGHES-DOWD**
- 03 J WOODHOUSE**

This Week: Junior Championship decided – Adult & Masters close

History and Key Facts

HO Club founded on 7 July 1992

- DHORC: Derby HO Racing Club ("HO" Is The Scale = 1/64th)
- Section of Derby Leisure Limited, open to all!
- Home of world famous international Le Mans 24 Hour race.
- Smaller scale version of Scalextric, once set up works all night!
- Four and Eight lane circuits
- Computerised timing
- Statistics for every meeting and every member since July 1992
- Over 20 race meetings each year
- 50+ circuit designs, up to 567 feet in length
- Eight-lane routed DHORCingham oval
- Two car categories – Tyco open wheel (F1)
– Tomy SGP, BSRT, VSR enclosed wheel (GC)



Carrera Digital Club 1st race 18 January 2022

- 1/32nd Carrera Digital GT Cars
- 13 Evenings a year, minimum 3x15-minute races per driver per evening.
- 6 circuits, 2 evenings per circuit + Le Mans
- Full computerised timing and stats through SmartRace App



The Club Nights and Magazine Coverage

HO

- Racing starts between 18:45 and 19:00 hours – Finished by 21:30 hours
- Minimum of four 3-minute qualifying races & up to two Finals (F1 & GC) for each member
- Championship points for all members
- Magazine produced for every single meeting and covering every track statistic

Carrera Digital

- Racing starts between 18:00 and 18:15 hours – Finished by 21:30 hours
- Magazine produced after each evening
- Championship points for all members

- Rules & regulations booklet covering all the DHORC rules produced each year
- Great family atmosphere, a help-all culture

Membership Fees, Car Costs and Prizes

- Adult £30 and junior (under 16) £15 for HO & Carrera, £40/£20 combined
- Only £50 Total expenditure for two cars HO Cars, £65 one Carrera
- All cars and spares can be bought at club
- Adult, Masters (over 56), Junior (16 & under) HO championships





Editorial 680



Congratulations Lewis Bowles for taking back to back Junior Championships and to **JJ Hughes-Dowd** for keeping Lewis honest right through to the 22nd Club Night of the year. As Lewis said on Tuesday night their duels are similar to those between **Reuben Litherland** and **Adam Turnbull** from 2016 through to 2019 where they took two Championships a piece. We are so looking forward to the 2024 season now.

Lewis has 14 wins so far this year to JJ's 7. With a maximum 4 more Club Nights remaining will this gap close or expand? Whatever happens it has been a great year! There is still the DHORC Challenge to be decided with JJ just 0.5 points ahead of Lewis.

Both Championships are yet to be decided in the Adults, however **Simon Goodlip** is looking good to equal fellow Championship contender **Lee Pateman's** record five Championships. **Angus Smith's** perfect points haul in GC has kept the wolf from the door but he or Lee have to dominate the remaining races with full points to take the Championship lead.

Lewis Blacker extended his DHORC Challenge lead over Simon and **Phil Rees**, a Championship that will more than likely go down to the wire.

Congratulations to Angus for taking the Adult and Master (he and Simon are also battling for this Championship) wins and Lewis the Junior.

Our quietest meeting of the year but still very exciting. Looking forward to much of the same at Nashville on 14Nov23.

Nick Sismey

Front Cover: Lewis Bowles and JJ shake hands after a fantastic year!

		<h2>Committee...2023</h2>			
Chairman / Treasurer	Nick Sismey	M 07984 339 192		sismey80@hotmail.co.uk	
Vice Chairman	Phil Rees	M 07912 378 652		dhorcman.p.r@ntlworld.com	
Secretary	Laura Edwards	M 07501 217 254		laurabubbles07@hotmail.co.uk	
Spares	Geoff Peach	M 07443 585 902		geoff@geoffpeach.com	
Race Control	Liam Smith	M 07477 698 158		liam-smith-93@hotmail.co.uk	
Race Control	Darryn Mutch	M 07954 741 677		darrynmutch@live.co.uk	
Scrutineer	Dean Garbett	M 07964 854 084		garbettd@sky.com	
Carrera Digital Scrutineer	Angus Smith	M 07591 813 431		angus@angusmith500.plus.com	
Carrera Digital	John Lamb	M 07758 917 497		john.lamb22@ntlworld.com	
Carrera Digital	Steve White	M 07859 999 480		wslotcarsteve@gmail.com	

DL&EV SLOT CAR MAGAZINE IS PUBLISHED AND COPYRIGHT 2023 BY DHORC, AND NO PORTION MAY BE REPRODUCED OR TRANSMITTED WITHOUT WRITTEN PERMISSION, AND MAY CONTAIN ARTICLES AND GRAPHICS REPRINTED WITH THE PERMISSION OF THE ORIGINAL COPYRIGHT HOLDER, WHO RETAINS ALL RIGHTS,

Contents680

Page	Details
003	Editorial
004	Contents
005	News & Views Including..... 1. Acknowledgements 2. Lewis Bowles takes back to back Junior Champs 3. DHORC HO's present to DHORC CD
006	2023 Calendar
008	2023 Winners & Continuous Club Night Attendance Records
009	DHORC Official Clothing
010	Slot Cars & Spares
011	Razorlite Lexans HO
012	Race Report – Zandvoort GC – 17 October 2023 - Round 22 of 26 Including..... Page 21 - Race Results Page 27 - Best Results Page 35 - Championship Tables
043	Members' Statistics
057	Next Circuit - Nashville – 14 November 2023 - Rounds 23 & 24 of 26
062	Razorlite Lexans HO Catalogue



SLOTCARSDIRECT
UK's HO 1/64th Slot Car Specialist
We specialize in Tomcat AFX, Viper Scale Racing
and Bulldog Racing Products.

AFX
RACING

Viper Scale Racing

News & Views.....680

1. Acknowledgements for DHORC 680

Phil Rees	Parc Ferme & Everything Else	Lee Pateman	Marshalling & PA
John Lamb	Tables	Geoff Peach	Spares & Marshalling
Stuart Gray	Setting Up, Marshalling & PA	Alan Stevenson	Marshalling
Angus Smith	Setting Up, Marshalling & PA	Timmy Stevenson	Marshalling
Lewis Blacker	Marshalling & PA	Andrew Woodhouse	Marshalling
Andy Holliday	Marshalling	Ellis Woodhouse	Marshalling
Simon Goodlip	RC, Marshalling & PA	Jenson Woodhouse	Marshalling
JJ Hughes-Dowd	Marshalling	Dan Hughes-Dowd	Marshalling
Reuben Litherland	Marshalling & Packing Away	John Litherland	Marshalling & PA
Denis Latham	Marshalling & Packing Away	Lewis Bowles	Marshalling

2. Lewis Bowles takes back to back Junior Champs

Congratulations to **Lewis Bowles** for retaining his DHORC Junior Championship at Zandvoort on Tuesday 20Oct23. His GC win gave him to back to back Championships with 14 wins to date, finally closing out friend **JJ Hughes-Dowd's** challenge.












Derby HO Racing Club
Home of HO Le Mans

Calendar 2023




Derby HO Racing Club
Home of HO Le Mans

Day	Date	Location	Round Round	Track
Tuesday	10-Jan	Table Tennis Room	1 (F1)	Miami (NEW) 
Thu-Sun	12-15-Jan	NEC	Corporate	Autosport International Racing Car Show
Tuesday	31-Jan	Table Tennis Room	2 (GC)	Interlagos 
Saturday	04-Feb	Lockington Village Hall	Corporate	Charity Event
Tuesday	21-Feb	Table Tennis Room	3 (F1) 4 (GC)	Cadwell Park 
Tuesday	14-Mar	Table Tennis Room	5 (F1)	Monaco 
Tuesday	04-Apr	Table Tennis Room	6 (GC)	Long Beach 
Sat/Sun	29/30Apr	Donington Park (G)	Corporate	Donington Historic Festival
Tuesday	02-May	Table Tennis Room	7 (F1) 8 (GC)	Zandvoort 
Wednesday	03-May	Table Tennis Room	Corporate	ALTEN
Tuesday	23-May	Table Tennis Room	9 (F1)	Nashville 
Sat/Sun	27/28May	Donington Park (G)	Corporate	British GT
Tuesday	06-Jun	Table Tennis Room	Cancelled	Donington Park 
Tuesday	27-Jun	Table Tennis Room	10 (GC)	Miami 
Tuesday	18-Jul	Table Tennis Room	11 (F1) 12 (GC)	Interlagos 
Tuesday	25-Jul	Table Tennis Room	13 (F1) 14 (GC) 15 (F1) 16 (GC)	DHORCingham Oval (NEW) 
Tuesday	08-Aug	Table Tennis Room	17 (F1) 18 (GC)	Cadwell Park 
Sat/Sun	12/13Aug	Donington Park (LP)	Corporate	Convoy in the Park
Sunday	20-Aug	Donington Park (G)	Corporate	Tunerfest
Tuesday	12-Sep	Table Tennis Room	19 (F1)	Monaco 
Sunday	24-Sep	Donington Park (LP)	Corporate	Vaux Valves
Tuesday	03-Oct	Table Tennis Room	20 (GC)	Long Beach 
Tuesday	17-Oct	Table Tennis Room	21 (F1) 22 (GC)	Zandvoort 
Tuesday	14-Nov	Table Tennis Room	23 (F1) 24 (GC)	Nashville 
Tuesday	21-Nov	Table Tennis Room	AGM	
Tuesday	28-Nov	Table Tennis Room	25 (F1) 26 (GC)	Donington Park 

(G) = Gazebo, (LP) = Launch Pad at Donington Park








Derby HO Racing Club
Home of HO Le Mans





Derby HO Racing Club
Home of HO Le Mans



Day	Date	Location	Rounds*	Track
Tuesday	03-Jan	Table Tennis Room	Test Night	Imola
Tuesday	17-Jan	Table Tennis Room	1 2 3	Imola (New) 
Tuesday	07-Feb	Table Tennis Room	4 5 6	Imola 
Tuesday	14-Feb	Table Tennis Room	Test Night	Paul Ricard
Saturday	18-Feb	Table Tennis Room	DISCA/DHORC	Sebring 3 Hours - Oxigen/Carrera GT4
Tuesday	07-Mar	Table Tennis Room	7 8 9	Paul Ricard (New) 
Tuesday	28-Mar	Table Tennis Room	10 11 12	Paul Ricard 
Tuesday	18-Apr	Table Tennis Room	Test Night	Road Atlanta
Tuesday	09-May	Table Tennis Room	13 14 15	Road Atlanta (New) 
Tuesday	13-Jun	Table Tennis Room	16 17 18	Road Atlanta 
Tuesday	20-Jun	Table Tennis Room	Test Night	Brands Hatch
Tuesday	04-Jul	Table Tennis Room	19 20 21	Brands Hatch (New) 
Tuesday	01-Aug	Table Tennis Room	22 23 24/25	Brands Hatch 
Tuesday	05-Sep	Table Tennis Room	Test Night	Sakhir Outer Circuit
Tuesday	19-Sep	Table Tennis Room	26 27 28	Sakhir 
Tuesday	10-Oct	Table Tennis Room	29 30 31/32	Sakhir 
Tuesday	31-Oct	Table Tennis Room	Test Night	Monza
Tuesday	07-Nov	Table Tennis Room	33 34 35	Daytona Sports Car Course 
Friday	17-Nov	Table Tennis Room	Test Night 36	Le Mans
Saturday	18-Nov	Table Tennis Room	37 38 39 40 41	Le Mans (New) 
Saturday	25-Nov	Table Tennis Room	DISCA/DHORC	Fuji 6 Hours - Oxigen/Carrera WEC
Tuesday	12-Dec	Table Tennis Room	42 43 44	Daytona Sports Car Course 

Key: 20 or less HO racers then double finals, 21 and above then single finals
 * Could be more than three Digital Rounds on a night, depending on attendance.

Note: 75% of HO Rounds count towards DHORC Championship which equals 20
 Note: 75% of Digital Rounds count towards Carrera Championship which equals 32

3. DHORC HO's present to DHORC CD

Thanks to some Tomy Lighted cars that Tomy donated to DHORC way back in the 90s, when they were pulling out of the UK Market, we picked up 26 off Carrera Digital 1/32nd straights from Roger Barker Slots, based just outside Sutton on Trent, at no cost to the club. We did a deal on these lighted cars earlier in the year and the good news they are selling so he was happy to take some more in exchange for the track.

It was also great for **Phil Rees** and I to spend time in Roger's slot car grotto and shoot the breeze with him. What a great guy!



Nick Sismey

Winners 2023

GC Qualifies on **Yellow & Red**, F1 on **Green & Blue** Lanes from Round 10

Day	Date	Rnd	Track	Final	Adults	Masters	Juniors	Wooden
Tue	10-Jan	1	Miami	F1	L Pateman	A Smith	L Bowles	A Stevenson
Tue	31-Jan	2	Interlagos	GC	A Smith	A Smith	L Bowles	A Woodhouse
Tue	21-Feb	3	Cadwell Park	F1	A Smith	A Smith	L Bowles	M Dutton
Tue	21-Feb	4	Cadwell Park	GC	S Goodlip	S Goodlip	L Bowles	M Dutton (2)
Tue	14-Mar	5	Monaco	F1	S Goodlip	S Goodlip	JJ Hughes-Dowd	A Stevenson (2)
Tue	04-Apr	6	Long Beach	GC	S Goodlip	S Goodlip	L Bowles	A Thompson
Tue	02-May	7	Zandvoort	F1	P Rees	P Rees	JJ Hughes-Dowd	A Thompson
Tue	02-May	8	Zandvoort	GC	L Pateman	S Goodlip	L Bowles	A Thompson
Tue	23-May	9	Nashville	F1	L Pateman	S Goodlip	JJ Hughes-Dowd	A Woodhouse
Tue	27-Jun	10	Miami	GC	A Smith	A Smith	L Bowles	A Thompson (4)
Tue	18-Jul	11	Interlagos	F1	S Goodlip	S Goodlip	L Bowles	A Woodhouse
Tue	18-Jul	12	Interlagos	GC	A Smith	A Smith	L Bowles	A Woodhouse
Tue	25-Jul	13	DHORCingham	F1	S Smith	S Goodlip	J Woodhouse	R Lawson
Tue	25-Jul	14	DHORCingham	GC	S Goodlip L Pateman	S Goodlip	L Bowles	R Lawson
Tue	25-Jul	15	DHORCingham	F1	N Sismey	N Sismey	L Bowles J Woodhouse (2)	R Lawson
Tue	25-Jul	16	DHORCingham	GC	L Pateman (5)	A Smith	L Bowles	R Lawson (4)
Tue	08-Aug	17	Cadwell Park	F1	A Turnbull	A Smith	JJ Hughes-Dowd	A Woodhouse
Tue	08-Aug	18	Cadwell Park	GC	A Smith	A Smith	L Bowles	A Woodhouse
Tue	12-Sep	19	Monaco	F1	S Goodlip	S Goodlip	JJ Hughes-Dowd	A Woodhouse
Tue	03-Oct	20	Long Beach	GC	A Smith	A Smith	JJ Hughes-Dowd	A Woodhouse
Tue	17-Oct	21	Zandvoort	F1	S Goodlip (7)	S Goodlip (10)	JJ Hughes-Dowd (7)	D Hughes-Dowd
Tue	17-Oct	22	Zandvoort	GC	A Smith (7)	A Smith (10)	L Bowles (14)	A Woodhouse (9)
Tue	14-Nov	23	Nashville	F1				
Tue	14-Nov	24	Nashville	GC				
Tue	28-Nov	25	Donington Park	F1				
Tue	28-Nov	26	Donington Park	GC				



Race Winners



Derby HO Racing Club
www.dhorc.co.uk
Home of HO Le Mans

Adults



Angus Smith
Adults

Masters



Angus Smith
Masters

Juniors



Lewis Biowles
Juniors

Wooden



Andrew Woodhouse
Wooden

Continuous Club Night Attendance Records

Members below have built up ten or more continuous Club Night attendances, including DHORC 680:-

Nick Sismey	229 Club Nights	Phil Rees	67	Lewis Blacker	52
JJ Hughes-Dowd	30	Simon Goodlip	22	Andrew Woodhouse	14
Ellis Woodhouse	14	Jenson Woodhouse	14	Lee Pateman	10

Record Continuous Club Night Attendance Nick Sismey 229

Record Continuous Evening Attendance Nick Sismey 201

Record Continuous Club Night Attendance from 1st Race Martin Allsopp 131



Official Clothing



**Contact
Nick Sismey**

Slot Cars & Spares



Open Wheel (F1)



Chassis	£10.00	Bulkhead	£5.00
Car (+ £7.5 if Painted)	£15.00	Armature	£4.00
Resin Shell (+ £7.5 if Painted)	£6.00	Crown Gear	£2.00
Pickup Shoes (Pair)	£1.00	Rear Tyres (Pair)	£2.00
Pickup Springs	£0.25	Rear Axle	£3.00
Pinion Gear	£1.00	Guide Pins	£1.00
Front Tyres (Pair)	£1.50	Traction Magnets (Pair)	£2.00
Front Axle	£2.00	Brush Tubes (Pair)	£2.00
Brush Springs (Pair)	£1.00		
Brushes (Pair)	£1.00		
Motor Magnets (Pair)	£2.45		



Enclosed Wheel (GC)

#902 G3 or VSR Chassis	£30.00	(1st one £20)	
Wet Weather V-Jet	£31.50		
Painted Lexan Body	£7.50+		
#250B G3 Pickup Shoes (Pair)	£1.00	#925 G3 Endbell	£6.00
Pickup Springs	£0.25	Armature	£4.00
#417 7T Delrin Pinion Gear	£1.00	24T Delrin Crown Gear	£2.00
SGP Black Pinion	£0.30	Spacer washer	£0.25
#950 G3 Front Tyres (Pair)	£1.50	22T VSR Crown Gear	£2.00
Front Axle, Wheels and Tyres	£4.00	Rear Tyres (Pair)	£2.00
Rear Axle and Washer	£5.50	#941 Guide Pins	£1.00
Rear Double Flanged Hubs (Pair)	£3.50	Front Wheels (Pair)	£2.00
		VSR Pro Blank Chassis	£8.50
		Front Axle, Hubs & 'O' Rings	£3.00



Updated 30Sep18



Visit our
Facebook Page
or the back of
this magazine



Clear plastic bodies to suit a variety of HO
chassis. Many not found elsewhere



Race Report



Round 22
Zandvoort – GC
17 October 2023

Rounds 7&8

Zandvoort (Netherlands)

Rounds 21&22

Previous Results

	Adults			1st	2nd	3rd
DHRC 172	16-Oct	2001	127' 7"	M Chadwick	S Goodlip	J Tague
DHRC 195	29-Oct	2002	127' 7"	S Goodlip	L Pateman	N Sismey
DHRC 217	28-Oct	2003	127' 7"	M Chadwick	S Goodlip	L Pateman
DHRC 239	26-Oct	2004	127' 7"	L Pateman	M Chadwick	N Sismey
DHRC 302	25-Sep	2007	127' 7"	W Lander	P Rees	N Sismey
DHRC 341	14-Jul	2009	127' 7"	J Sismey	L Pateman	T Chadwick
DHRC 392	12-Jul	2011	127' 7"	L Pateman	J Sismey	P Rees
DHRC 518	19-Apr	2016	130' 2"	S Goodlip	J Sismey	L Pateman
DHRC 568	27-Mar	2018	130' 2"	J Lymer	N Sismey	S Goodlip
DHRC 637 F1	15-Mar	2022	98' 6"	S Goodlip	P Rees	C Bowles
DHRC 638 GC	15-Mar	2022	98' 6"	A Smith	L Pateman	A Turnbull
DHRC 649 F1	27-Sep	2022	98' 6"	A Turnbull	A Smith	P Rees
DHRC 650 GC	27-Sep	2022	98' 6"	A Smith	N Sismey	P Rees
DHRC 665 F1	02-May	2023	98' 6"	P Rees	L Pateman	S Goodlip
DHRC 666 GC	02-May	2023	98' 6"	L Pateman	S Goodlip	C Bowles
DHRC 679 F1	17-Oct	2023	98' 6"	S Goodlip	A Smith	L Pateman
DHRC 680 GC	17-Oct	2023	98' 6"	A Smith	L Pateman	R Litherland

	Juniors			1st	2nd	3rd
DHRC 172	16-Oct	2001	127' 7"	J Henry	J Sismey	T Chadwick
DHRC 195	29-Oct	2002	127' 7"	J Sismey	T Chadwick	T Green
DHRC 217	28-Oct	2003	127' 7"	J Sismey	T Chadwick	T Measham
DHRC 239	26-Oct	2004	127' 7"	T Chadwick	J Sismey	T Measham
DHRC 302	25-Sep	2007	127' 7"	A Hughes	R Hughes	C Bullock
DHRC 341	14-Jul	2009	127' 7"	L Smith	A Oxspring	L Capewell
DHRC 392	12-Jul	2011	127' 7"	J Mellor	J Pateman	K Levers
DHRC 518	19-Apr	2016	130' 2"	F Holmes	A Turnbull	D Jackson
DHRC 568	27-Mar	2018	130' 2"	F Holmes	A Turnbull	Z Roythorne
DHRC 637 F1	15-Mar	2022	98' 6"	L Bowles	J Thompson	J Lawson
DHRC 638 GC	15-Mar	2022	98' 6"	L Bowles	J Lawson	J Thompson
DHRC 649 F1	27-Sep	2022	98' 6"	E Doyle	H Smith	L Bowles
DHRC 650 GC	27-Sep	2022	98' 6"	J Lawson	L Bowles	H Smith
DHRC 665 F1	02-May	2023	98' 6"	JJ Hughes-Dowd	H Smith	J Thompson
DHRC 666 GC	02-May	2023	98' 6"	L Bowles	JJ Hughes-Dowd	H Smith
DHRC 679 F1	17-Oct	2023	98' 6"	JJ Hughes-Dowd	L Bowles	J Woodhouse
DHRC 680 GC	17-Oct	2023	98' 6"	L Bowles	JJ Hughes-Dowd	J Woodhouse

Circuit Records

Lap Length 98' 6"

Qualifying

F1	A Smith	27Sep22
	51.3 Laps	
GC	A Smith	17Oct23
	71.9 Laps	

Fastest Laps

F1	S Goodlip.	17Oct23
	5.85 secs (11.480 mph)	
GC	A Smith	17Oct23
	4.33 secs (15.510 mph)	

Race Laps

F1	P Rees	27Sep22
	26.7 Laps	
GC	A Smith	17Oct23
	39.2 Laps	

Final Points

7.0 Points	J Lamb	15Mar22
------------	--------	---------



DHRC 679 & 680



Lee Pateman really needed a win to keep his Championship hopes alive but still took 2nd

GC Finals ADULT REPORT GC Finals

Angus levels it up on 7 wins!

'A' Final – **Angus Smith** made it 7 wins a piece for him and Championship leader **Simon Goodlip** in 2023 with victory at the Zandvoort GC Club Night on Tuesday. We knew he meant business when he annihilated our other Championship contender **Lee Pateman's** Qualifying record of 66.8 laps set on 02May23. Angus's 57th Pole extended the record by no less than 5.1 laps leaving it at 71.9 laps. As part of this extraordinary 6 minutes of Qualifying Angus smashed the other two track records. He already owned the fastest lap set back on 15Mar22 at 4.60 seconds. His 58th Club Night fastest lap reduced this to 4.33 seconds. Lee then saw another of his records destroyed when Angus added 3.9 laps to his 02May23 race laps record, leaving it at 39.2 laps, which was his 63rd Club Night race lap win.

And above was just Qualifying. We had an 'A' Final to run! In that Angus was in a league of his own winning by 3.9 laps, lapping well under Lee's old fastest lap record. Like Angus, Lee needed a good result to challenge Simon, coming home in runner up spot. Simon looked like he would be on the podium, but a pick-up problem for him enabled 'B' Final winner **Reuben Litherland** to take his place on the third step, 1.7 laps back. Simon saw his Championship lead drop from 111 points to 66 as Angus and Lee both got their two missing scores back. However it is still looking good for Mr Goodlip to take the Championship with a maximum of four Club Nights to go. November will dictate the Championship's destiny.



Round 22 - ADULTS

Zandvoort GC - Netherlands

17 October 2023



						
						
						
						
						
						
						
						
						
						
2nd Lee Pateman	1st Angus Smith			3rd Reuben Litherland		



Dan Hughes-Dowd ran in the 'Early E' Final for the first time and took the win

'B' Final – **Nick Sismey** got closest to Reuben in the 'B' but even he had to give way to losing over 1.5 laps a minute to the former double Junior Champion. This gave Reuben two Final wins on the night after winning the 'C' in F1.

Behind Nick in sixth was GC 'C' Final winner **Geoff Peach** who was never out of Nick's rear view mirror for long, just a lap further back. **Phil Rees** had only lost out to Reuben for first lane choice in the 'B' by 1.1 laps, but he couldn't repeat that form in the Final losing 7.9 laps to our winner finishing in seventh.

'C' Final – Geoff was clearly at least one Final lower than he should have been after Qualifying, Yellow lane not helping his cause. This was evident as he was in a different league in the 'C'. **Stuart Gray** did his best to reign Geoff back, but the determined Mr Peach added three laps to his lead every minute of the race. At the flag he was 9.1 laps down the road, which means he could have parked up with 51 seconds to go based on his average lap time! Stuart however broke all of his GC PB's on the way to 8th!

Stuart, **Lewis Blacker** and 'D' Final winner, **Denis Latham**, were far better matched, only 1.9 laps covering the three of them. While Lewis was 0.9 laps behind Stuart in ninth he did set a lap time only 0.05 seconds slower than Geoff so he should have been able to take him on. However his car started to lose traction in the first set of banking finishing sideways on. The first time he did it, on Red lane, luckily the next two cars to pass were on Yellow and Blue so they missed him. As the car kept on doing this he pulled stumps but still took third in the Final. Denis, following his third career Final win, couldn't quite make up the deficit to Lewis' parked car, rounding out the top ten exactly a lap back.

Lewis extended his DHORC Challenge lead by 1.0 point to a "massive" 4.0 points over Phil and Simon over the two Club Nights at Zandvoort. Who will take the Championship in November?

'D' Final – After Qualifying into the 'B' in the F1 Club Night, **Andy Holliday** found himself in the 'D' in GC. His Club car was clearly not a match for Denis' as the latter took the win by 5.8 laps.

'Early E' Final – **Dan Hughes-Dowd** took home a first 'Early' Final win in GC after taking a first Pole in F1. He also set the 9th best race laps of the night, beating his previous best of 11th on 25Jul23. **Alan Stevenson** finished 2.7 laps behind Dan in 13th in his 21st Club Night, making him the 89th Adult Member to register on the 20+ Club Night Ranking Charts.

Andrew Woodhouse secured the Wooden Spoon Championship after his ninth win, three further laps back. The nearest anyone can get to him with a maximum of four Club Nights to go is eight.

MASTERS REPORT

Angus '10th win squares it up!

Angus again got on par with Simon with his 10th win of the year from Simon, Nick, Geoff, Phil and Stuart. The last five all finishing in consecutive places.





Lewis Bowles Qualifying, on the night he would take his second Junior Championship

JUNIOR REPORT

Lewis takes back to back Championships!

'A' Final – Congratulations to **Lewis Bowles** for taking back to back Junior Championships with his 14th win of the season. He becomes the tenth Junior to take back to back Championships, will he be the first Junior to take three Championships next year? Not if friend **JJ Hughes-Dowd** has anything to do with it, he gave him an incredible run at the end of the year, next year is potentially going to be awesome!

Lewis took his 31st career and ninth 2023 Pole by 4.4 laps from JJ. This places Lewis 9th in the all-time charts. JJ however set his fifth fastest lap (4th in 2023), and first back to back, during Qualifying to prevent Lewis taking all five Qualifying points. In the 'A' Lewis records his 33rd (16th) race lap win, beating JJ by 1.5 laps, and is now 5th in the all-time charts with three other Juniors. It was also Lewis 30th (14th) win which placed him ninth in the charts. As shown on the front cover of this Magazine Lewis and JJ were great sports and it has been a pleasure watching these two fighting it out for top honours this year.

Jenson Woodhouse repeated his F1 result with third again in GC, just 1.8 laps back, while **Timmy Stevenson** did the same, winning the 'B' and taking fourth again. He and Reuben were the only racers on the night to win Finals in both classes.



'B' Final – Ellis Woodhouse took fifth in both Club Nights at Zandvoort with a smile (next Page).

Tommy Tyco



Andrew, Jenson & Ellis Woodhouse



Alan & Timmy Stevenson

Race Results



Who Came Where?

Who Scored What?



Reuben Litherland won Finals in both F1 & GC

DERBY H:O RACING CLUB CHAMPIONSHIP RACE 680
Zandvoort GC - 17 October 2023 - Round 22
 MASTER POINTS TABLE (NM = NON MEMBER)

Derby HO Racing Club
Home of HO Le Mans
 www.derbyho.com

QUALIFYING				FINAL POSITIONS				FASTEST LAPS				BEST RACE LAPS (3 MINS)				POINTS TOTAL			
POS	ADULT	LAPS	PTS	POS	ADULT	PTS	TIME	POS	ADULT	MPH	POS	ADULT	LAPS	POS	ADULT	PTS	POS	ADULT	PTS
1	A Smith (M)	71.9	45	1	A Smith (M)	4.33	15.510	1	A Smith (M)	39.2	1	A Smith (M)	50						
2	L Pateman	62.1	38	2	R Litherland	4.72	14.229	2	S Goodlip (M)	33.9	2	L Pateman	38						
3	S Goodlip (M)	61.8	34	3	L Pateman	4.81	13.962	3	R Litherland	33.5	3	R Litherland	34						
4	R Litherland	58.3	31	4	S Goodlip (M)	4.87	13.790	4	L Pateman	33.2	4	S Goodlip (M)	31						
5	P Rees (M)	57.2	29	5	G Peach (M)	5.10	13.168	5	G Peach (M)	31.5	5	N Sismey (M)	29						
6	N Sismey (M)	56.7	28	6	P Rees (M)	5.32	12.624	6	P Rees (M)	30.7	6	G Peach (M)	28						
7	L Blacker	56.0	27	7	L Blacker	5.47	12.278	7	L Blacker	30.3	7	P Rees (M)	27						
8	G Peach (M)	54.7	26	8	N Sismey (M)	5.48	12.255	8	N Sismey (M)	30.2	8	S Gray (M)	26						
9	S Gray (M)	46.7	25	9	D Hughes-Dowd	5.73	11.721	9	D Hughes-Dowd	28.4	9	L Blacker	25						
10	A Stevenson	46.2	24	10	A Stevenson	5.96	11.268	10	S Gray (M)	26.5	10	D Latham	24						
11	D Hughes-Dowd	46.0	23	11	S Gray (M)	6.07	11.064	11	A Stevenson	25.7	11	A Holliday	23						
12	A Woodhouse	42.7	22	12	A Woodhouse	6.23	10.780	12	D Latham	24.5	12	D Hughes-Dowd	22						
13	A Holliday	42.5	21	12	D Latham	6.23	10.780	13	A Holliday	23.5	13	A Stevenson	21						
14	D Latham	38.5	20	14	A Holliday	6.53	10.285	14	A Woodhouse	22.7	14	A Woodhouse	20						
QUALIFYING				FINAL POSITIONS				FASTEST LAPS				BEST RACE LAPS (3 MINS)				POINTS TOTAL			
POS	JUNIOR	LAPS	PTS	POS	JUNIOR	PTS	TIME	POS	JUNIOR	MPH	POS	JUNIOR	LAPS	POS	JUNIOR	PTS	POS	JUNIOR	PTS
1	L Bowles	46.3	45	1	JJ Hughes-Dowd	5.73	11.721	1	L Bowles	26.4	1	L Bowles	48						
2	JJ Hughes-Dowd	41.9	38	2	L Bowles	6.26	10.728	2	JJ Hughes-Dowd	24.9	2	JJ Hughes-Dowd	40						
3	J Woodhouse	38.1	34	3	J Woodhouse	6.48	10.364	3	J Woodhouse	23.1	3	J Woodhouse	34						
4	T Stevenson	33.4	31	4	E Woodhouse	7.61	8.825	4	T Stevenson	19.7	4	T Stevenson	31						
5	E Woodhouse	24.9	29	5	T Stevenson	7.62	8.814	5	E Woodhouse	14.6	5	E Woodhouse	29						

Final Points

POS	ADULT	PTS
1	R Litherland	3.0
1	G Peach (M)	3.0
3	D Latham	2.5
4	A Smith (M)	2.0
5	L Pateman	1.5
5	N Sismey (M)	1.5
5	S Gray (M)	1.5
5	A Holliday	1.5
9	L Blacker	1.0
10	S Goodlip (M)	0.5
10	P Rees (M)	0.5
12	A Stevenson	0.0
12	D Hughes-Dowd	0.0
12	A Woodhouse	0.0

POS	ADULT	PTS
1	T Stevenson	2.5
2	L Bowles	2.0
3	JJ Hughes-Dowd	1.5
3	E Woodhouse	1.5
5	J Woodhouse	1.0



John Litherland came to support Reuben & Sophie Aisthorpe came to support & feed Lewis Blacker. She soon found the comfiest chair in the room!



CL		NAME		YELLOW		RED		QUAL		FIN		FINAL 1		FINAL 2		FINAL 3		BEST		TOTAL		
				LAPS	TIME	LAPS	TIME	LAPS	TIME	POS	PTS	LAPS	TIME	LAPS	TIME	LAPS	TIME	LAPS	TIME	LAPS	TIME	LAPS
A	A	A Smith (M)	32.7	4.70	39.2	4.33	71.9	A1	2.0	37.1	4.40	39.2	4.33	109.0								
A	L	Pateman	31.2	5.24	30.9	4.86	62.1	A2	1.5	33.2	4.81	33.2	4.81	95.3								
A	S	Goodlip (M)	27.9	5.36	33.9	4.90	61.8	A4	0.5	28.1	4.87	28.1	4.87	89.9								
A	R	Litherland	25.4	5.70	32.9	5.06	58.3	A3	3.0	33.5	4.72	31.5	5.06	123.3								
A	P	Rees (M)	26.5	6.19	30.7	5.32	57.2	B4	0.5	25.6	5.85	25.6	5.85	82.8								
A	N	Sismey (M)	26.5	5.90	30.2	5.48	56.7	B2	1.5	28.5	5.52	28.5	5.52	85.2								
A	L	Blacker	25.7	5.97	30.3	5.47	56.0	C3	1.0	21.5	5.48	21.5	5.48	77.5								
A	G	Peach (M)	23.2	6.03	31.5	5.10	54.7	B3	3.0	31.5	5.43	27.5	5.68	113.7								
A	S	Gray (M)	20.2	7.11	26.5	6.07	46.7	C2	1.5	22.4	6.94	22.4	6.94	69.1								
A	A	Stevenson	21.4	6.82	24.8	6.68	46.2	E2		25.7	5.96	25.7	5.96	71.9								
A	D	Hughes-Dowd	20.5	6.64	25.5	6.24	46.0	E1		28.4	5.73	28.4	5.73	74.4								
A	A	Woodhouse	20.2	7.49	22.5	6.79	42.7	E3		22.7	6.23	22.7	6.23	65.4								
A	A	Holliday	19.0	8.17	23.5	7.49	42.5	D2	1.5	18.7	6.53	18.7	6.53	61.2								
A	D	Latham	17.8	7.46	20.7	7.00	38.5	C4	2.5	24.5	6.23	20.5	6.52	83.5								
J	L	Bowles	20.5	7.30	25.8	6.32	46.3	A1	2.0	26.4	6.26	26.4	6.26	72.7								
J	JJ	Hughes-Dowd	18.1	5.86	23.8	5.73	41.9	A2	1.5	24.9	5.87	24.9	5.87	66.8								
J	J	Woodhouse	18.0	7.08	20.1	6.69	38.1	A3	1.0	23.1	6.48	23.1	6.48	61.2								
J	T	Stevenson	14.8	10.07	18.6	7.62	33.4	A4	2.5	19.7	7.84	14.7	10.70	67.8								
J	E	Woodhouse	10.3	10.90	14.6	7.61	24.9	B2	1.5	13.7	8.68	13.7	8.68	38.6								
TOTAL FEET																148,666.1		TOTAL LAPS		1,509.3		



Denis Latham did his fair share of marshalling at the Tarzanbocht Turn 1.



Everyone's
Best Results
At This Circuit



What are my Best Scores?
Who Have I Beaten?



Junior 'B' Final – Ellis (5th) & Timmy a double Final winner on the night



Zandvoort Best Off Chart 1

Qualifying Combined					Final Points			
Pos	Adult	Laps	MPH	Date	Pos	Adult	Pts	Date
1	A Holliday	N/A	N/A	N/A	1	J Lamb	7.0	15-Mar-22
1	A Smith (M)	N/A	N/A	N/A	2	P Rees (M)	4.0	02-May-23
1	A Stevenson	N/A	N/A	N/A	3	D Turnbull	3.5	15-Mar-22
1	A Thompson	N/A	N/A	N/A	3	L Blacker	3.5	02-May-23
1	A Turnbull	N/A	N/A	N/A	3	G Peach (M)	3.5	02-May-23
1	A Woodhouse	N/A	N/A	N/A	3	A Turnbull	3.5	02-May-23
1	C Bowles	N/A	N/A	N/A	7	C Bowles	3.0	15-Mar-22
1	C Cooper	N/A	N/A	N/A	7	R Litherland	3.0	15-Mar-22
1	D Edwards	N/A	N/A	N/A	7	L Smith	3.0	15-Mar-22
1	D Garbett (M)	N/A	N/A	N/A	7	S Goodlip (M)	3.0	15-Mar-22
1	D Hughes-Dowd	N/A	N/A	N/A	7	H Smith	3.0	27-Sep-22
1	D Latham	N/A	N/A	N/A	7	A Smith (M)	3.0	02-May-23
1	D Turnbull	N/A	N/A	N/A	7	H Smith	3.0	02-May-23
1	G Peach (M)	N/A	N/A	N/A	14	L Pateman	2.5	15-Mar-22
1	H Smith	N/A	N/A	N/A	14	JJ Hughes-Dowd	2.5	02-May-23
1	H Smith	N/A	N/A	N/A	14	N Sismey (M)	2.5	02-May-23
1	J Lamb	N/A	N/A	N/A	17	L Edwards	1.5	15-Mar-22
1	J Lawson	N/A	N/A	N/A	17	M Dutson	1.5	15-Mar-22
1	JJ Hughes-Dowd	N/A	N/A	N/A	17	D Edwards	1.5	15-Mar-22
1	L Blacker	N/A	N/A	N/A	17	C Cooper	1.5	15-Mar-22
1	L Edwards	N/A	N/A	N/A	17	J Lawson	1.5	27-Sep-22
1	L Pateman	N/A	N/A	N/A	17	S Smith	1.5	02-May-23
1	L Smith	N/A	N/A	N/A	17	D Latham	1.5	17-Oct-23
1	M Dutson	N/A	N/A	N/A	24	S Gray (M)	1.0	15-Mar-22
1	N Sismey (M)	N/A	N/A	N/A	24	R Lawson	1.0	27-Sep-22
1	P Rees (M)	N/A	N/A	N/A	24	D Hughes-Dowd	1.0	02-May-23
1	R Lawson	N/A	N/A	N/A	24	A Holliday	1.0	17-Oct-23
1	R Litherland	N/A	N/A	N/A	28	D Garbett (M)	0.5	15-Mar-22
1	S Goodlip (M)	N/A	N/A	N/A	29	A Thompson	0.0	15-Mar-22
1	S Gray (M)	N/A	N/A	N/A	29	A Woodhouse	0.0	17-Oct-23
1	S Smith	N/A	N/A	N/A	29	A Stevenson	0.0	02-May-23
Pos	Junior	Laps	MPH	Date	Pos	Junior	Pts	Date
1	E Doyle	N/A	N/A	N/A	1	J Thompson	3.0	02-May-23
1	E Woodhouse	N/A	N/A	N/A	2	T Stevenson	2.5	17-Oct-23
1	H Smith	N/A	N/A	N/A	3	L Bowles	2.0	15-Mar-22
1	J Lawson	N/A	N/A	N/A	3	E Doyle	2.0	27-Sep-22
1	J Thompson	N/A	N/A	N/A	3	JJ Hughes-Dowd	2.0	02-May-23
1	J Woodhouse	N/A	N/A	N/A	6	J Lawson	1.5	15-Mar-22
1	JJ Hughes-Dowd	N/A	N/A	N/A	6	H Smith	1.5	27-Sep-22
1	L Bowles	N/A	N/A	N/A	6	E Woodhouse	1.5	17-Oct-23
1	T Stevenson	N/A	N/A	N/A	9	J Woodhouse	1.0	17-Oct-23



Junior 'A' Final – Timmy (4th), Jenson (3rd), winner & 2023 Champ Lewis plus JJ Hughes-Dowd (2nd)



Zandvoort Best Off Chart 2 - F1

Qualifying					Fastest Laps					Race Laps				
Pos	Adult	Laps	MPH	Date	Pos	Adult	Time	MPH	Date	Pos	Adult	Laps	MPH	Date
1	A Smith (M)	51.3	9.570	27-Sep-22	1	S Goodlip (M)	5.85	11.480	17-Oct-23	1	P Rees (M)	26.7	9.962	27-Sep-22
2	L Pateman	50.0	9.328	17-Oct-23	2	L Pateman	5.90	11.383	17-Oct-23	1	A Smith (M)	26.7	9.962	27-Sep-22
3	C Bowles	49.1	9.160	27-Sep-22	3	A Smith (M)	6.22	10.797	02-May-23	3	S Goodlip (M)	26.5	9.887	17-Oct-23
4	S Goodlip (M)	48.6	9.066	02-May-23	4	C Bowles	6.37	10.543	02-May-23	4	A Turnbull	26.1	9.738	27-Sep-22
5	A Turnbull	48.1	8.973	27-Sep-22	5	A Turnbull	6.43	10.445	27-Sep-22	5	L Pateman	25.8	9.626	02-May-23
6	P Rees (M)	46.9	8.749	15-Mar-22	5	G Peach (M)	6.43	10.445	17-Oct-23	6	R Litherland	25.4	9.477	17-Oct-23
7	N Sismey (M)	46.8	8.731	27-Sep-22	7	P Rees (M)	6.48	10.364	02-May-23	7	C Bowles	25.3	9.440	15-Mar-22
8	A Holliday	44.1	4.113	17-Oct-23	8	N Sismey (M)	6.61	10.160	15-Mar-22	8	N Sismey (M)	24.8	9.253	27-Sep-22
9	G Peach (M)	43.9	8.190	17-Oct-23	9	R Litherland	6.70	10.024	17-Oct-23	8	G Peach (M)	24.8	9.253	02-May-23
10	R Litherland	43.8	8.171	17-Oct-23	10	D Garbett (M)	6.80	9.876	15-Mar-22	10	L Smith	22.7	8.470	27-Sep-22
11	S Gray (M)	42.8	7.984	17-Oct-23	11	D Edwards	6.82	9.847	15-Mar-22	11	L Edwards	22.5	8.395	15-Mar-22
12	D Garbett (M)	42.6	7.947	15-Mar-22	12	JJ Hughes-Dowd	6.84	9.819	02-May-23	12	S Gray (M)	22.4	8.358	17-Oct-23
13	D Hughes-Dowd	42.0	3.918	17-Oct-23	13	S Gray (M)	6.87	9.776	15-Mar-22	12	A Holliday	22.4	8.358	17-Oct-23
14	D Turnbull	41.5	7.742	27-Sep-22	14	D Turnbull	6.96	9.649	03-May-23	14	JJ Hughes-Dowd	22.3	8.320	02-May-23
15	L Blacker	41.2	7.686	17-Oct-23	15	L Blacker	7.00	9.594	15-Mar-22	15	D Turnbull	22.2	8.283	15-Mar-22
16	D Edwards	40.9	7.630	15-Mar-22	16	D Hughes-Dowd	7.08	9.486	17-Oct-23	15	L Blacker	22.2	8.283	02-May-23
17	A Woodhouse	40.5	3.778	17-Oct-23	17	L Smith	7.15	9.393	15-Mar-22	17	D Garbett (M)	21.8	8.134	15-Mar-22
18	D Latham	40.0	3.731	17-Oct-23	18	C Cooper	7.18	9.354	15-Mar-22	18	A Woodhouse	21.5	8.022	17-Oct-23
19	M Dutson	39.3	7.332	27-Sep-22	19	D Latham	7.30	9.200	17-Oct-23	18	D Latham	21.5	8.022	17-Oct-23
20	JJ Hughes-Dowd	38.9	3.628	02-May-23	20	J Lamb	7.31	9.187	15-Mar-22	20	D Edwards	21.3	7.947	15-Mar-22
21	A Stevenson	38.5	3.591	17-Oct-23	21	A Holliday	7.34	9.150	17-Oct-23	20	D Hughes-Dowd	21.3	7.947	17-Oct-23
22	L Smith	38.1	7.108	27-Sep-22	22	H Smith	7.36	9.125	02-May-23	22	A Stevenson	20.7	7.723	17-Oct-23
23	L Edwards	37.3	6.958	15-Mar-22	23	M Dutson	7.46	9.003	27-Sep-22	23	M Dutson	20.3	7.574	27-Sep-22
24	C Cooper	36.7	6.846	15-Mar-22	24	L Edwards	7.47	8.991	15-Mar-22	24	J Lamb	19.6	7.313	15-Mar-22
25	S Smith	36.5	3.405	02-May-23	25	H Smith	7.52	8.931	27-Sep-22	25	H Smith	19.5	7.276	27-Sep-22
26	J Lamb	36.2	6.753	15-Mar-22	26	A Stevenson	7.60	8.837	17-Oct-23	26	C Cooper	19.4	7.238	15-Mar-22
27	R Lawson	35.4	6.604	15-Mar-22	27	J Lawson	7.64	8.790	27-Sep-22	27	J Lawson	19.3	7.201	27-Sep-22
28	H Smith	35.1	3.274	02-May-23	28	R Lawson	7.72	8.699	15-Mar-22	28	R Lawson	18.6	6.940	15-Mar-22
29	A Thompson	34.8	6.492	02-May-23	29	A Woodhouse	7.73	8.688	17-Oct-23	29	S Smith	18.5	6.902	02-May-23
30	J Lawson	34.1	6.361	27-Sep-22	30	A Thompson	7.79	8.621	15-Mar-22	30	H Smith	18.3	6.828	02-May-23
31	H Smith	34.0	6.343	27-Sep-22	31	S Smith	8.00	8.395	02-May-23	31	A Thompson	17.5	6.529	02-May-23
Pos	Junior	Laps	MPH	Date	Pos	Junior	Time	MPH	Date	Pos	Junior	Laps	MPH	Date
1	JJ Hughes-Dowd	46.6	8.693	17-Oct-23	1	L Bowles	6.72	9.994	02-May-23	1	JJ Hughes-Dowd	24.6	9.178	17-Oct-23
2	L Bowles	41.0	7.649	17-Oct-23	2	JJ Hughes-Dowd	6.77	9.920	17-Oct-23	2	L Bowles	21.1	7.873	02-May-23
3	H Smith	35.1	6.548	02-May-23	3	H Smith	7.36	9.125	02-May-23	3	E Doyle	20.3	7.574	27-Sep-22
4	J Thompson	33.5	6.250	15-Mar-22	4	J Lawson	7.74	8.677	15-Mar-22	4	H Smith	18.3	6.828	02-May-23
4	T Stevenson	33.5	3.125	17-Oct-23	5	J Thompson	7.76	8.655	02-May-23	5	J Thompson	18.1	6.753	15-Mar-22
4	J Woodhouse	33.5	3.125	17-Oct-23	6	E Doyle	7.98	8.416	27-Sep-22	6	J Woodhouse	17.4	6.492	17-Oct-23
7	J Lawson	32.8	6.119	27-Sep-22	7	J Woodhouse	8.20	8.190	17-Oct-23	7	J Lawson	17.1	6.380	27-Sep-22
8	E Doyle	30.0	5.597	27-Sep-22	8	T Stevenson	8.65	7.764	17-Oct-23	8	T Stevenson	16.2	6.044	02-May-23
9	E Woodhouse	23.5	2.192	17-Oct-23	9	E Woodhouse	9.00	7.462	17-Oct-23	9	E Woodhouse	14.0	5.223	17-Oct-23



Stuart Gray improved on 5 of his 6 Zandvoort PBs on Tuesday



Adult 'Early E' Final – Andrew (14th) & takes home the Wooden Spoon Championship, winner, for the first time, Dan (12th) & Alan (13th)



Zandvoort Best Off Chart 3 - GC

Qualifying					Fastest Laps					Race Laps				
Pos	Adult	Laps	MPH	Date	Pos	Adult	Time	MPH	Date	Pos	Adult	Laps	MPH	Date
1	A Smith (M)	71.9	13.413	17-Oct-23	1	A Smith (M)	4.33	15.510	17-Oct-23	1	A Smith (M)	39.2	14.626	17-Oct-23
2	L Pateman	66.8	12.462	02-May-23	2	L Pateman	4.67	14.381	15-Mar-22	2	L Pateman	35.3	13.171	02-May-23
3	S Goodlip (M)	62.0	11.566	02-May-23	3	R Litherland	4.72	14.229	17-Oct-23	3	S Goodlip (M)	33.9	12.648	17-Oct-23
4	C Bowles	60.6	11.305	02-May-23	4	S Goodlip (M)	4.87	13.790	17-Oct-23	4	R Litherland	33.5	12.499	17-Oct-23
5	N Sismey (M)	59.4	11.081	27-Sep-22	5	G Peach (M)	5.10	13.168	17-Oct-23	5	N Sismey (M)	31.8	11.865	27-Sep-22
6	A Turnbull	58.7	10.951	15-Mar-22	6	C Bowles	5.14	13.066	27-Sep-22	6	G Peach (M)	31.5	11.753	17-Oct-23
7	R Litherland	58.3	10.876	17-Oct-23	7	L Smith	5.25	12.792	27-Sep-22	7	A Turnbull	31.1	11.604	15-Mar-22
8	P Rees (M)	57.2	10.671	17-Oct-23	8	A Turnbull	5.29	12.695	02-May-23	7	C Bowles	31.1	11.604	02-May-23
9	L Blacker	56.0	10.447	17-Oct-23	9	P Rees (M)	5.32	12.624	17-Oct-23	9	P Rees (M)	30.7	11.454	17-Oct-23
10	D Garbett (M)	55.8	10.410	15-Mar-22	10	N Sismey (M)	5.33	12.600	27-Sep-22	10	L Smith	30.6	11.417	27-Sep-22
11	G Peach (M)	55.6	10.372	15-Mar-22	11	L Blacker	5.36	12.530	02-May-23	11	L Blacker	30.3	11.305	17-Oct-23
12	D Turnbull	51.8	9.663	02-May-23	12	D Garbett (M)	5.59	12.014	15-Mar-22	12	D Garbett (M)	28.5	10.634	15-Mar-22
13	L Smith	50.9	9.496	15-Mar-22	12	JJ Hughes-Dowd	5.59	12.014	02-May-23	13	D Hughes-Dowd	28.4	10.596	17-Oct-23
14	A Stevenson	48.4	4.515	02-May-23	14	J Lawson	5.68	11.824	27-Sep-22	14	D Turnbull	27.8	10.372	27-Sep-22
15	JJ Hughes-Dowd	48.3	4.505	02-May-23	15	D Turnbull	5.73	11.721	02-May-23	15	J Lamb	27.5	10.260	15-Mar-22
16	S Gray (M)	46.7	8.712	17-Oct-23	15	D Hughes-Dowd	5.73	11.721	17-Oct-23	16	C Cooper	27.3	10.186	15-Mar-22
17	C Cooper	46.6	8.693	15-Mar-22	17	J Lamb	5.74	11.700	15-Mar-22	17	JJ Hughes-Dowd	26.7	9.962	02-May-23
17	J Lawson	46.6	8.693	27-Sep-22	18	D Edwards	5.76	11.680	15-Mar-22	18	S Gray (M)	26.5	9.887	17-Oct-23
19	D Hughes-Dowd	46.0	4.291	17-Oct-23	19	C Cooper	5.77	11.639	15-Mar-22	19	D Edwards	26.2	9.775	15-Mar-22
20	A Thompson	45.6	8.507	02-May-23	20	H Smith	5.94	11.306	27-Sep-22	20	J Lawson	26.1	9.738	27-Sep-22
21	R Lawson	45.0	8.395	27-Sep-22	21	A Stevenson	5.96	11.268	17-Oct-23	21	H Smith	25.8	9.626	27-Sep-22
22	H Smith	44.5	4.151	02-May-23	22	A Thompson	5.97	11.249	02-May-23	22	H Smith	25.7	9.589	02-May-23
23	S Smith	43.4	4.048	02-May-23	23	S Gray (M)	6.07	11.064	17-Oct-23	22	A Stevenson	25.7	9.589	02-May-23
24	L Edwards	43.2	8.059	15-Mar-22	24	R Lawson	6.08	11.046	27-Sep-22	24	R Lawson	25.5	9.514	27-Sep-22
25	D Edwards	43.0	8.022	15-Mar-22	25	A Woodhouse	6.23	10.780	17-Oct-23	25	S Smith	24.8	9.253	27-Sep-22
26	A Woodhouse	42.7	7.966	17-Oct-23	25	D Latham	6.23	10.780	17-Oct-23	26	D Latham	24.5	9.141	17-Oct-23
27	A Holliday	42.5	7.929	17-Oct-23	27	H Smith	6.32	10.626	02-May-23	27	A Thompson	23.5	8.768	02-May-23
28	H Smith	39.5	7.369	27-Sep-22	28	S Smith	6.34	10.593	02-May-23	27	A Holliday	23.5	8.768	17-Oct-23
29	J Lamb	38.6	7.201	15-Mar-22	29	M Dutson	6.40	10.494	15-Mar-22	29	L Edwards	23.4	8.731	15-Mar-22
30	D Latham	38.5	7.182	17-Oct-23	30	A Holliday	6.53	10.285	17-Oct-23	30	A Woodhouse	22.7	8.470	17-Oct-23
31	M Dutson	31.1	5.802	27-Sep-22	31	L Edwards	6.84	9.819	15-Mar-22	31	M Dutson	21.3	7.947	27-Sep-22
Pos	Junior	Laps	MPH	Date	Pos	Junior	Time	MPH	Date	Pos	Junior	Laps	MPH	Date
1	L Bowles	50.8	9.477	02-May-23	1	J Lawson	5.63	11.929	27-Sep-22	1	L Bowles	27.0	10.074	02-May-23
2	JJ Hughes-Dowd	48.3	9.011	02-May-23	2	L Bowles	5.69	11.803	27-Sep-22	2	J Lawson	26.2	9.775	27-Sep-22
3	J Lawson	44.8	8.358	27-Sep-22	3	JJ Hughes-Dowd	5.73	11.721	17-Oct-23	3	JJ Hughes-Dowd	24.9	9.290	17-Oct-23
4	H Smith	44.5	8.302	02-May-23	4	H Smith	6.12	10.974	27-Sep-22	4	J Thompson	24.1	8.992	02-May-23
5	J Thompson	41.0	7.649	02-May-23	5	J Thompson	6.33	10.610	02-May-23	5	H Smith	23.1	8.619	02-May-23
6	J Woodhouse	38.1	3.554	17-Oct-23	6	J Woodhouse	6.48	10.364	17-Oct-23	5	J Woodhouse	23.1	8.619	17-Oct-23
7	T Stevenson	33.4	3.115	17-Oct-23	7	E Woodhouse	7.61	8.825	17-Oct-23	7	T Stevenson	19.7	7.350	17-Oct-23
8	E Woodhouse	24.9	2.323	17-Oct-23	8	T Stevenson	7.62	8.814	17-Oct-23	8	E Doyle	14.6	5.447	27-Sep-22
9	E Doyle	16.7	3.115	27-Sep-22	9	E Doyle	8.20	8.190	27-Sep-22	8	E Woodhouse	14.6	5.447	17-Oct-23



Adult 'D' Final –
Andy Holliday (11th)
& winner Denis



Adult 'D' Final – Denis (10th), Stuart (8th), Lewis (9th) & winner Geoff Peach




Championship Tables



Those All Important
Points!



Simon Goodlip did most of the Race Control work on Tuesday and leads two Championships. Thanks Simon.



DHORC Championship 2023

Pos	Competitor	Total	Best (75%)	Diff
	Name (Adult)	Scores	Scores	
1	S Goodlip (M)	848	804	
2	L Pateman	738	738	66
3	A Smith (M)	735	735	3
4	N Sismey (M)	669	629	106
5	P Rees (M)	621	584	45
6	A Turnbull	570	570	14
7	L Blacker	541	502	68
8	C Bowles	469	469	33
9	D Turnbull	454	454	15
10	JJ Hughes-Dowd	441	441	13
11	S Gray (M)	405	405	36
12	D Hughes-Dowd	380	380	25
13	R Litherland	378	378	2
14	D Latham	352	352	26
15	G Peach (M)	350	350	2
16	A Woodhouse	322	322	28
17	L Bowles	284	284	38
18	S Smith	257	257	27
19	H Smith	250	250	7
20	A Stevenson	230	230	20
21	R Lawson	204	204	26
22	L Smith	180	180	24
23	M Dutson	147	147	33
24	J Lawson	137	137	10
25	A Thompson	93	93	44
26	A Holliday	51	51	42
26	D Garbett (M)	49	49	2
27	L Haymes	34	34	15
28	J Litherland	19	19	15
Pos	(Juniors)	Total	75%	Diff
1	L Bowles	900	900	
2	JJ Hughes-Dowd	896	833	67
3	J Woodhouse	593	593	240
4	E Woodhouse	495	495	98
5	T Stevenson	448	448	47
6	H Smith	408	408	40
7	J Lawson	244	244	164
8	J Thomson	191	191	53
9	E Doyle	97	97	94
Pos	(Masters)	Total	75%	Diff
1	S Goodlip (M)	945	884	
2	A Smith (M)	828	828	56
3	N Sismey (M)	762	702	126
4	P Rees (M)	725	667	35
5	S Gray (M)	537	537	130
6	G Peach (M)	395	395	142
7	D Garbett (M)	57	57	338

DHORC Challenge 2023

Pos	Competitor	Wins	Results	
	Name (Adult)		(26) Points	Turn Up Rate
1	L Blacker	9	47.0	100.00%
2	S Goodlip (M)	11	43.0	100.00%
2	P Rees (M)	10	43.0	100.00%
4	N Sismey (M)	7	39.0	100.00%
5	A Smith (M)	9	36.0	90.91%
6	A Turnbull	4	35.0	86.36%
7	D Hughes-Dowd	4	34.5	86.36%
7	L Pateman	7	34.5	90.91%
9	D Turnbull	4	33.0	81.82%
10	JJ Hughes-Dowd	4	31.0	90.91%
11	S Gray (M)	3	29.5	81.82%
11	G Peach (M)	9	29.5	59.09%
13	C Bowles	1	27.5	77.27%
14	D Latham	3	25.0	76.19%
14	R Litherland	6	25.0	59.09%
16	H Smith	4	23.0	54.55%
17	L Bowles	2	21.0	57.14%
18	S Smith	2	19.0	54.55%
19	L Smith	1	17.0	38.89%
20	J Lawson	4	14.0	35.00%
21	A Woodhouse	2	11.0	80.95%
21	R Lawson	2	11.0	55.00%
23	M Dutson	0	10.5	40.00%
24	A Holliday	0	2.5	100.00%
25	D Garbett (M)	0	1.5	9.09%
26	J Litherland	0	1.0	33.33%
27	L Haymes	0	0.5	50.00%
28	A Stevenson	0	0.0	59.09%
28	A Thompson	0	0.0	28.57%
Pos	(Junior)	Wins	Points	Rate
1	JJ Hughes-Dowd	7	43.5	100.00%
2	L Bowles	14	43.0	90.91%
3	J Woodhouse	4	30.0	80.95%
4	E Woodhouse	0	23.0	80.95%
5	H Smith	1	21.0	54.55%
6	T Stevenson	4	20.0	68.18%
7	J Thomson	5	15.0	28.57%
8	J Lawson	1	10.0	35.00%
9	E Doyle	0	1.5	14.29%



Adult 'B' Final – Geoff (6th), Nick Sismey (5th), winner Reuben & Phil Rees (7th)

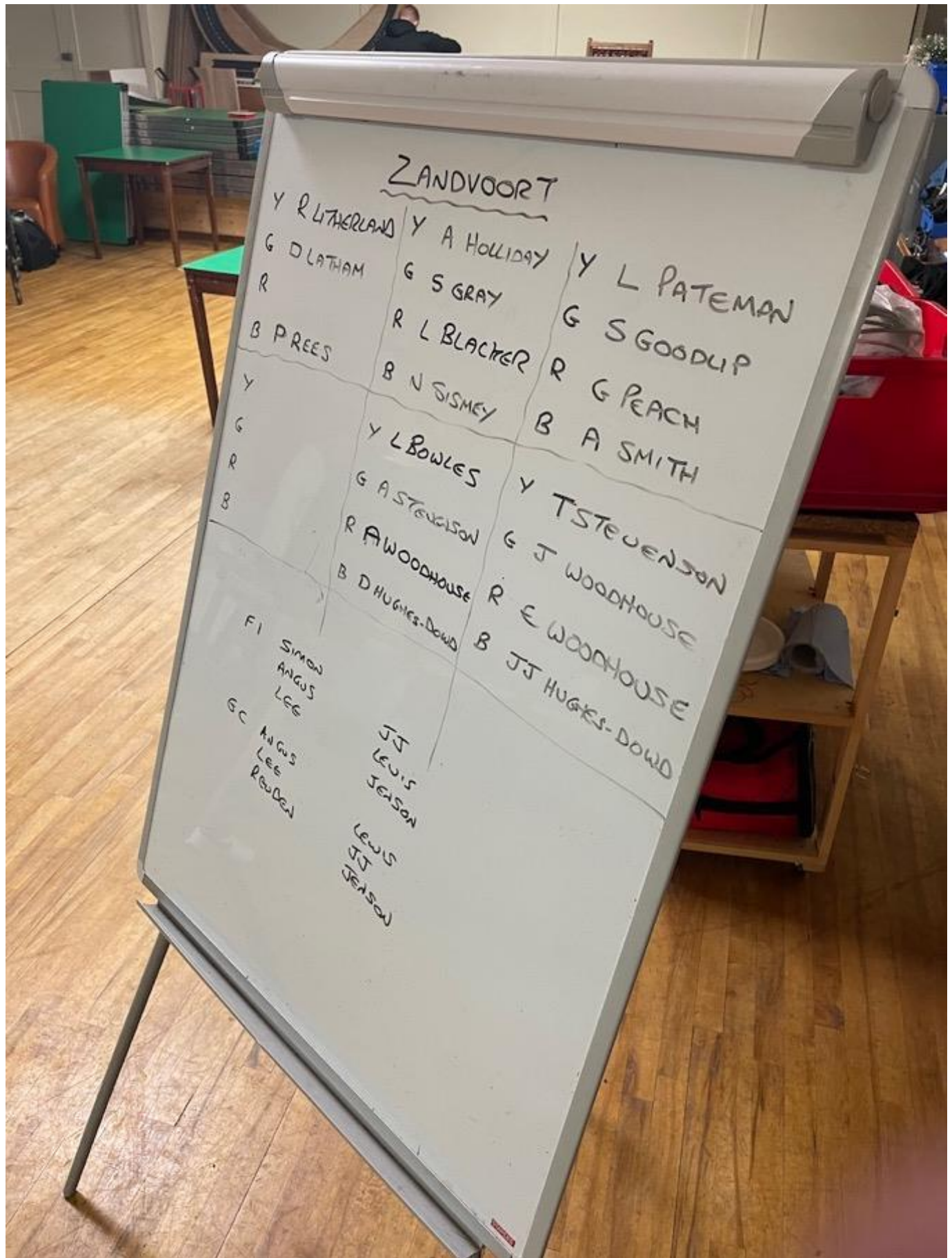




Adult 'A' Final – Reuben (3rd), Simon (4th), winner Angus Smith & Lee (2nd)



Pos	Competitor Name (Adult)	Wins	DHORC Final Challenge 2023																												Results	
			MIA F1	INT GC	CP F1	CP GC	MON F1	LB GC	ZAN F1	ZAN GC	MAS F1	9	10	11	12	13	14	15	16	17	18	19	20	21	22	ZAN F1	ZAN GC	Points	Turn Up	Rate		
1	L Blacker	9	1.5	0.5	3.0	6.5	1.0	3.0	1.0	3.0	1.0	1.5	2.5	2.0	3.5	3.0	3.5	3.0	1.0	1.5	2.5	1.5	2.5	1.5	2.5	1.0	47.0	100.00%				
2	S Goodlip (M)	11	3.5	1.5	4.5	2.0	2.0	1.0	1.0	2.0	1.5	3.0	4.0	4.0	0.5	0.5	1.5	2.0	1.5	2.0	1.5	2.0	1.5	2.0	0.5	43.0	100.00%					
2	P Reas (M)	10	3.0	3.5	1.5	0.5	2.5	1.5	1.5	1.5	1.5	1.0	2.5	3.0	1.0	1.5	3.0	1.0	1.5	5.0	2.5	0.5	2.5	0.5	0.5	43.0	100.00%					
4	N Slamey (M)	7	0.5	1.5	1.0	1.5	3.0	1.0	2.5	0.5	2.5	4.0	2.0	4.0	1.0	1.5	2.0	4.0	1.0	1.5	1.5	2.5	1.5	1.5	2.0	39.0	100.00%					
5	A Smith (M)	9	1.5	2.0	2.0	2.5	1.0	0.5	3.0	DNS	2.0	1.5	2.0	3.0	0.5	3.5	1.0	2.0	DNS	2.0	DNS	2.0	1.5	2.0	1.5	36.0	90.91%					
6	A Turnbull	4	1.0	3.0	1.5	1.5	1.0	1.0	3.5	1.5	1.0	3.0	1.5	3.5	3.0	1.5	3.5	3.0	DNS	DNS	1.5	DNS	DNS	DNS	DNS	35.0	86.36%					
7	D Hughes-Dowd	4	3.5	1.5	3.0	1.5	3.0	1.5	1.0	3.5	1.5	1.5	0.5	2.0	1.5	3.5	3.0	DNS	DNS	DNS	1.5	DNS	0.0	0.0	0.0	34.5	86.36%					
9	D Pateman	7	2.0	0.5	0.5	1.5	2.5	1.5	1.0	2.0	1.5	1.5	1.5	1.5	4.0	2.0	4.0	3.5	0.5	1.0	0.5	1.0	1.5	1.5	1.5	34.5	90.91%					
9	D Turnbull	4	1.0	1.0	1.0	1.0	2.5	1.0	0.5	1.5	1.5	1.5	3.0	2.5	3.0	2.5	3.0	2.5	DNS	DNS	1.0	3.0	DNS	DNS	DNS	33.0	81.82%					
10	JJ Hughes-Dowd	4	1.0	1.0	0.5	1.0	1.5	1.5	1.5	1.0	1.0	0.5	2.5	4.0	1.5	2.0	2.0	0.5	1.5	3.5	0.5	0.5	DNS	DNS	DNS	31.0	90.91%					
11	S Gray (M)	3	2.5	1.0	2.5	1.0	DNS	3.0	0.5	1.5	1.0	0.5	1.5	3.0	3.5	3.0	0.5	DNS	DNS	DNS	DNS	1.5	1.0	1.5	29.5	81.82%						
11	G Peach (M)	9	2.5	1.0	3.0	1.0	DNS	1.5	1.5	4.5	2.5	DNS	DNS	DNS	DNS	DNS	DNS	DNS	DNS	DNS	DNS	3.5	1.5	3.0	28.5	59.09%						
13	C Bowles	1	1.5	1.0	DNS	DNS	1.5	1.5	1.0	1.5	0.5	1.5	4.0	3.5	2.5	1.5	1.5	1.5	1.0	DNS	1.0	DNS	DNS	DNS	DNS	27.5	77.27%					
14	D Latham	3	DNS	0.5	1.5	0.5	1.5	DNS	DNS	0.5	1.5	1.0	1.0	3.5	1.0	2.5	2.5	2.5	2.5	DNS	DNS	1.5	2.5	2.5	2.5	25.0	76.19%					
14	R Litherland	6	0.5	DNS	1.5	1.5	3.5	DNS	0.5	2.5	DNS	DNS	DNS	DNS	DNS	DNS	DNS	3.0	3.0	1.0	1.0	2.5	3.0	2.5	25.0	59.09%						
16	H Smith	4	1.5	3.0	DNS	DNS	DNS	1.0	3.0	0.5	DNS	DNS	2.5	1.0	1.5	4.0	2.5	1.0	DNS	1.5	DNS	1.5	DNS	DNS	DNS	23.0	54.55%					
17	L Bowles	2	DNS	3.5	0.5	1.5	DNS	DNS	1.5	1.0	DNS	1.5	1.0	3.0	1.5	4.0	1.5	0.5	DNS	DNS	DNS	0.5	DNS	DNS	DNS	21.0	57.14%					
18	S Smith	2	0.5	1.5	DNS	DNS	DNS	1.5	1.5	1.0	DNS	DNS	4.0	1.0	0.5	4.0	1.5	1.5	DNS	0.5	DNS	0.5	DNS	DNS	DNS	19.0	54.55%					
19	L Smith	1	DNS	DNS	DNS	DNS	3.0	DNS	DNS	DNS	DNS	DNS	3.5	2.0	3.5	3.0	DNS	DNS	0.5	1.5	DNS	1.5	DNS	DNS	DNS	17.0	38.89%					
20	J Lawson	4	DNS	DNS	1.5	0.5	1.5	2.5	DNS	DNS	2.5	DNS	DNS	DNS	DNS	DNS	DNS	DNS	DNS	3.0	2.5	DNS	DNS	DNS	DNS	14.0	35.00%					
21	A Woodhouse	2	DNS	0.0	DNS	DNS	0.0	0.0	0.0	0.0	0.0	1.5	4.0	4.0	4.0	1.5	0.0	0.0	0.0	0.0	0.0	0.0	0.0	0.0	0.0	11.0	80.95%					
21	R Lawson	2	DNS	DNS	1.5	1.5	0.5	DNS	DNS	2.5	DNS	0.0	0.0	0.0	0.0	0.0	0.0	0.0	DNS	1.5	3.0	DNS	DNS	DNS	DNS	11.0	55.00%					
23	M Dutton	2	DNS	DNS	0.0	0.0	DNS	DNS	DNS	DNS	DNS	3.0	0.5	3.0	2.0	2.0	DNS	DNS	1.0	1.0	DNS	DNS	DNS	DNS	DNS	10.5	40.00%					
24	A Holliday	DNS	DNS	DNS	DNS	DNS	DNS	DNS	DNS	DNS	DNS	DNS	DNS	DNS	DNS	DNS	DNS	DNS	DNS	DNS	DNS	DNS	DNS	DNS	DNS	2.5	100.00%					
25	D Garbett (M)	1.0	0.5	DNS	DNS	DNS	DNS	DNS	DNS	DNS	DNS	DNS	DNS	DNS	DNS	DNS	DNS	DNS	DNS	DNS	DNS	DNS	DNS	DNS	DNS	1.5	9.09%					
26	J Litherland	DNS	DNS	DNS	DNS	DNS	DNS	DNS	DNS	DNS	DNS	DNS	DNS	DNS	DNS	DNS	DNS	DNS	DNS	DNS	DNS	1.0	DNS	DNS	DNS	1.0	33.33%					
27	L Haymes	DNS	DNS	DNS	DNS	DNS	DNS	DNS	DNS	DNS	DNS	DNS	DNS	DNS	DNS	DNS	DNS	DNS	DNS	DNS	0.5	0.0	DNS	DNS	DNS	0.5	50.00%					
28	A Stevenson	0.0	DNS	DNS	DNS	0.0	0.0	0.0	0.0	0.0	0.0	0.0	0.0	0.0	0.0	0.0	0.0	0.0	0.0	0.0	0.0	0.0	0.0	0.0	0.0	0.0	0.0	59.09%				
28	A Thompson	DNS	0.0	DNS	DNS	DNS	0.0	0.0	0.0	0.0	0.0	0.0	0.0	0.0	0.0	0.0	0.0	0.0	0.0	0.0	0.0	0.0	0.0	0.0	0.0	0.0	0.0	28.57%				
Pos	(Junior)	Wins	659	660	661	662	663	664	665	666	667	668	669	670	671	672	673	674	675	676	677	678	679	680	Points	Rate						
1	JJ Hughes-Dowd	7	1.5	3.0	1.5	1.5	2.0	1.5	2.0	1.5	1.5	1.5	1.5	3.5	2.0	3.0	3.5	2.0	1.5	2.0	2.0	2.0	2.0	1.5	43.5	100.00%						
2	L Bowles	14	2.0	2.0	2.0	1.0	2.0	0.5	2.0	DNS	2.0	2.0	2.0	3.5	4.0	4.0	4.0	4.0	1.0	2.0	1.5	DNS	1.5	2.0	40.0	90.91%						
3	J Woodhouse	4	DNS	1.0	DNS	DNS	2.5	1.5	DNS	1.5	1.0	1.0	1.0	4.0	3.5	4.0	2.5	0.5	2.5	0.0	1.5	1.0	1.0	1.0	30.0	80.95%						
4	E Woodhouse	DNS	0.5	DNS	DNS	1.5	0.5	DNS	DNS	1.0	0.5	1.5	1.5	2.5	2.5	2.0	2.0	2.0	1.5	1.5	0.0	1.0	1.5	1.5	23.0	80.95%						
5	H Smith	1	1.0	0.5	DNS	DNS	DNS	1.5	1.0	0.5	DNS	DNS	2.5	3.0	2.5	3.0	3.5	1.0	DNS	DNS	1.0	DNS	DNS	DNS	21.0	54.55%						
6	T Stevenson	4	0.5	DNS	0.5	1.0	1.0	1.5	1.5	1.0	2.5	1.5	DNS	DNS	DNS	DNS	DNS	DNS	0.5	1.5	2.5	2.5	2.5	2.5	20.0	68.18%						
7	J Thomsson	5	DNS	1.5	DNS	DNS	DNS	2.5	3.0	2.5	DNS	DNS	DNS	DNS	DNS	DNS	DNS	DNS	DNS	DNS	DNS	DNS	DNS	DNS	15.0	28.57%						
8	J Lawson	1	DNS	DNS	1.0	1.5	1.5	DNS	DNS	1.5	DNS	DNS	DNS	DNS	DNS	DNS	DNS	DNS	DNS	DNS	1.0	2.5	DNS	DNS	10.0	35.00%						
9	E Doyle	DNS	1.5	0.0	0.0	0.0	DNS	DNS	DNS	DNS	DNS	DNS	DNS	DNS	DNS	DNS	DNS	DNS	DNS	DNS	DNS	DNS	DNS	DNS	1.5	14.29%						
Turn Up Rates			100.00%	90.00%	69.70%	69.70%	71.43%	77.14%	62.86%	62.86%	71.43%	77.14%	57.14%	71.43%	71.43%	71.43%	71.43%	71.43%	57.14%	63.89%	75.68%	50.00%	50.00%	50.00%	AVE	67.64%						



Just 19 on the grid meant Double Finals

Members' Statistics

ADULT STATISTICS 1992-2023 - AFTER DHORC 680

Sheet 1 of 5 (Note: Highlighted Names are Current 2023 Members, CS = Best Consecutive Results)

MEETINGS (Junior & Adult) ATTENDED			RACES (Junior & Adult) COMPLETED			DRIVER RANKING			FINALS WON			
Pos	ADULT	No	Pos	ADULT	No	Pos	ADULT	SCORE	Pos	ADULT	No	CS
1	P REES	665	1	P REES	3,825	1	* S GOODLIP	2.700	1	L PATEMAN	278	(5)
2	N SISMEY	627	2	N SISMEY	3,503	2	* J SISMEY	2.750	2	P REES	244	(3)
3	L PATEMAN	588	3	L PATEMAN	3,330	3	* W LANDER	2.838	3	N SISMEY	175	(2)
4	G PEACH	445	4	G PEACH	2,507	4	* A SMITH	3.463	4	S GOODLIP	175	(4)
5	S GOODLIP	380	5	P BARBER	2,102	5	* L PATEMAN	3.538	5	M CHADWICK	117	(3)
6	P BARBER	363	6	S GOODLIP	2,039	6	* M CHADWICK	3.813	6	J SISMEY	103	(4)
7	A McPEAKE	299	7	A BULLOCK	1,802	7	* J TAGUE	4.538	7	G PEACH	101	(2)
8	A BULLOCK	292	8	A McPEAKE	1,658	8	* T MEASHAM	5.113	8	L SMITH	88	(3)
9	M CHADWICK	287	9	R MASTERS	1,598	9	* R LITHERLAND	5.125	9	A SMITH	80	(5)
10	R MASTERS	280	10	M CHADWICK	1,537	10	* J NEALE	5.200	10	D McPEAKE	77	(2)
11	N LAMBERT	269	11	C ROYTHORNE	1,513	11	* A TURNBULL	5.763	11	A McPEAKE	66	(2)
12	C ROYTHORNE	249	12	N LAMBERT	1,479	12	* N SISMEY	5.875	11	A BULLOCK	66	(2)
13	D McPEAKE	245	13	D McPEAKE	1,366	13	* C BOWLES	6.000	13	J TAGUE	64	(2)
14	R SEAMAN	235	14	R SEAMAN	1,313	14	* K LYE	6.063	14	N LAMBERT	61	(2)
15	L SMITH (271)	216	15	L SMITH (1,661)	1,309	15	* C ROYTHORNE	6.350	14	M ALLSOPP	61	(3)
16	J SISMEY (331)	211	16	J SISMEY (1,957)	1,303	16	* D GARBETT	6.450	16	R SEAMAN	60	(2)
17	D TURNBULL	204	17	M ALLSOPP	1,265	17	* A McPEAKE	6.488	17	W LANDER	56	(2)
18	M ALLSOPP	203	18	D TURNBULL	1,101	18	* R SEAMAN	6.550	18	C ROYTHORNE	55	(2)
19	J LAMB	179	19	J LAMB	1,048	19	* G PEACH	6.875	19	R MASTERS	54	(2)
20	A SMITH	177	20	S ANAND	976	20	* P REES	7.013	20	S ANAND	53	(3)
21	P LEVERS	166	21	P LEVERS	957	21	* R BLAKE	7.125	21	J LAMB	49	(3)
22	J TAGUE	165	22	J LYMER	948	22	* T CHADWICK	7.250	22	P LEVERS	48	(2)
23	S ANAND	154	23	A SMITH	883	22	* S ANAND	7.250	23	A HOLLIDAY	43	(3)
24	J LYMER	146	24	J TAGUE	858	24	* A BULLOCK	7.438	24	I BRENTNALL	41	(3)
25	D EDWARDS	139	25	K ALCOCK	848	25	* M ALLSOPP	7.488	24	P BARBER	41	(2)
26	K ALCOCK	131	26	D EDWARDS	801	26	* R CROSSLAND	8.175	26	J LYMER	38	(2)
27	A HOLLIDAY	123	27	G WESTON	682	27	* D McPEAKE	8.563	27	G WESTON	33	(2)
28	C BOWLES (196)	119	28	A HOLLIDAY	679	28	* L SMITH	8.775	28	D TURNBULL	31	(3)
29	L EDWARDS	116	29	W LANDER	661	29	* D BRENTNALL	8.838	28	L BLACKER	31	(3)
30	G WESTON	113	30	L EDWARDS	654	30	* K PAYNE	8.850	30	K ALCOCK	30	(3)
31	C HENRY	109	31	J HOLMES	639	31	* J ROYTHORNE	8.938	31	D EDWARDS	29	(2)
31	D GARBETT	109	32	C BOWLES (982)	580	32	* J LEVERS	9.063	31	D GARBETT	29	(2)
31	S SMITH	109	33	S SMITH	563	33	* A DAVIES	9.138	31	C BOWLES	29	(2)
34	R LAWSON	105	34	C HENRY	552	34	* P LEVERS	9.188	31	A TURNBULL	29	(2)
35	W LANDER	104	35	R LAWSON	541	35	* J LYMER	9.288	35	B JOHNSON	28	(3)
36	J HOLMES	98	36	D GARBETT	523	36	* L BLACKER	9.525	36	R BLAKE	26	(2)
37	B JOHNSON	96	37	I BRENTNALL	511	36	* D TURNBULL	9.525	37	D BRENTNALL	25	(5)
37	S GRAY	96	38	B JOHNSON	509	38	* S PANK	9.775	37	M ROGERS	25	(3)
39	I BRENTNALL	94	39	R CROSSLAND	456	39	* D PASSELL	9.850	37	J HOLMES	25	
40	T DINGLEY	87	40	T DINGLEY	455	40	* J LAMB	10.063	40	J NEALE	24	(2)
41	A TURNBULL (236)	84	41	S GRAY	433	41	* T DINGLEY	10.125	41	J LEVERS	22	(3)
42	R CROSSLAND	81	42	J ROYTHORNE	432	42	* I BRENTNALL	10.325	41	R CROSSLAND	22	(2)
43	L BLACKER	78	43	R BLAKE	383	43	* M KNIGHTON	10.363	43	S MINNIS	21	(3)
44	A STAMPER	76	44	A TURNBULL (1,281)	376	44	* G WESTON	10.375	43	S PANK	21	(2)
45	S PANK	69	45	A STAMPER	366	45	* D EDWARDS	10.438	43	T DINGLEY	21	
45	J ROYTHORNE	69	46	S PANK	364	46	* M ROGERS	10.463	46	J ROYTHORNE	20	(2)
47	S MINNIS	67	47	J LITHERLAND	362	47	* S MINNIS	11.400	47	C HENRY	19	
48	R BLAKE	62	48	S MINNIS	356	48	* JJ HUGHES-DOWD	11.900	48	A FEARN	18	(2)
48	J LITHERLAND	62	49	L BLACKER	340	49	* J HOLMES	12.350	49	R LITHERLAND	17	(2)
50	J NEALE	60	50	J LEVERS	322	50	* A HOLLIDAY	12.463	50	S LANDER	14	(2)

(Driver Ranking = Average Position in Qualifying, Final Position, Fastest Lap & Race Laps Over Last 20 club nights)

ADULT STATISTICS 1992-2023 - AFTER DHORC 680

Sheet 2 of 5 (Note: Highlighted Names are Current 2023 Members, CS = Best Consecutive Results)

MEETINGS (Junior & Adult) ATTENDED		RACES (Junior & Adult) COMPLETED		DRIVER RANKING		FINALS WON						
Pos	ADULT	No	Pos	ADULT	No	Pos	ADULT	SCORE	Pos	ADULT	No	CS
51	M ROGERS	57	51	A FEARN (380)	319	51	* S GRAY	12.488	51	T CHADWICK	13	(2)
52	J LEVERS	53	52	J NEALE	318	52	* B JOHNSON	12.500	52	J HITCHCOCK	12	(2)
53	G SCHULE	52	53	M ROGERS	308	53	* K ALCOCK	12.613	52	P FOXLEY	12	(2)
54	A FEARN	49	54	M MARTINEZ	289	54	* A FEARN	12.625	54	T MEASHAM	11	
54	M MARTINEZ	49	55	K LYE	283	55	* M STURGESS	12.675	54	S GRAY	11	
56	R LITHERLAND (198)	46	56	G SCHULE	258	56	* N LAMBERT	12.950	54	S SMITH	11	
57	D OLIVER	45	57	C BULLOCK (639)	248	57	* P FOXLEY	12.963	57	D WALKER	10	
58	D WALKER	42	58	D BRETNALL	225	58	* G SCHULE	13.238	57	D PASSELL	10	(2)
58	K LYE	42	58	T CHADWICK (999)	225	59	* J TETLEY	13.313	57	L EDWARDS	10	
60	D BRETNALL	41	60	D OLIVER	216	60	* C HENRY	13.763	57	R LAWSON	10	
61	A THOMPSON	39	61	D WALKER	212	61	* D GREEN	13.850	61	S DUNN	9	(2)
62	M KNIGHTON	36	62	A DAVIES	211	62	* R LAWSON	13.975	61	K LYE	9	
62	T CHADWICK (183)	36	63	T MEASHAM (758)	208	63	* S SMITH	14.013	61	H SMITH	9	
62	C BULLOCK (102)	36	64	M KNIGHTON	206	64	* J LITHERLAND	14.125	64	G LAMBERT	8	(4)
65	S DUNN	35	65	J CHELL	202	65	* A STAMPER	14.300	64	J LITHERLAND	8	
66	D PASSELL	34	66	D PASSELL	191	66	* R MASTERS	14.325	64	C COOPER	8	
66	A DAVIES	34	67	S DUNN	183	67	* M HOLLAND	14.375	67	R CHADWICK	7	(2)
68	T MEASHAM (126)	33	68	A THOMPSON	179	68	* N CHATTLE	14.488	67	A DAVIES	7	
69	G LAMBERT	32	69	R LITHERLAND (1,090)	173	69	* B BRUCE	14.563	67	JJ HUGHES-DOWD	7	
69	P FOXLEY	32	70	P FOXLEY	172	70	* A STEVENSON	14.600	70	M JUBB	6	
71	J CHELL	30	71	G LAMBERT	168	71	* M DUTSON	14.663	70	A STAMPER	6	
72	M STURGESS	29	72	M STURGESS	163	72	* D HUGHES-DOWD	14.750	70	C BULLOCK	6	
73	R HITCHCOCK	27	73	S SUMNER	157	73	* L EDWARDS	14.800	70	K PAYNE	6	
73	R CHADWICK	27	74	B BRUCE	148	74	* C BULLOCK	15.138	70	J TETLEY	6	(2)
73	D HUGHES-DOWD	27	75	R CHADWICK	146	75	* D OLIVER	15.688	70	T BALDOCK	6	
76	S SUMNER	26	76	J TETLEY	143	76	* S DUNN	15.963	76	C SCHOFIELD	5	(2)
76	JJ HUGHES-DOWD (56)	26	77	K PAYNE	140	77	* A THOMPSON	16.063	76	AJ McPEAKE	5	(2)
78	B BRUCE	25	78	R HITCHCOCK	138	78	* G LAMBERT	16.175	76	I HOLLAND	5	
79	C STANNARD	24	79	M HOLLAND	129	79	* S SUMNER	16.425	76	M TANSLEY	5	
79	M DUTSON	24	80	J HITCHCOCK	127	80	* M MARTINEZ	16.763	76	D OLIVER	5	
81	I HOLLAND	23	81	C SCHOFIELD	124	81	* J CHELL	17.138	76	D GREEN	5	
81	J HITCHCOCK	23	82	I HOLLAND	120	82	* C STANNARD	17.325	76	J CHELL	5	
81	C SCHOFIELD	23	82	D GREEN	120	83	* R HITCHCOCK	18.063	76	R JAMES	5	
81	D GREEN	23	84	N CHATTLE	119	84	* C SCHOFIELD	18.113	76	J LAWSON	5	
81	M HOLLAND	23	85	S LANDER	118	85	* D WALKER	18.163	85	S REVITT	4	(2)
81	K PAYNE	23	85	C STANNARD	118	86	* P BARBER	18.938	85	R HITCHCOCK	4	
87	J TETLEY	21	87	T HAGUES	111	87	* J HITCHCOCK	21.388	85	M KNIGHTON	4	
87	A STEVENSON	21	88	R JAMES	105	88	* R CHADWICK	22.013	85	M STURGESS	4	
89	N CHATTLE	20	89	C CARRINGTON	100	89	* I HOLLAND	22.288	85	M BLOOD	4	
90	M JUBB	19	90	M JUBB	99	N/A	T BALDOCK	2.583	85	D HUGHES-DOWD	4	
90	A WOODHOUSE	19	91	C BRADFORD	97	N/A	S REVITT	3.792	91	S PATCHING	3	
92	C CARRINGTON	18	92	D HUGHES-DOWD	95	N/A	S LANDER	4.485	91	C NORRIS	3	
92	T HAGUES	18	93	P MELLOR	93	N/A	AJ McPEAKE	6.659	91	J HENRY	3	
92	H SMITH (127)	18	94	N MAFFIN	82	N/A	A HUGHES	6.792	91	C CARRINGTON	3	
95	N MAFFIN	17	95	P COCKBILL	81	N/A	S WHITE	8.000	91	A HUGHES	3	
95	S LANDER	17	96	A STEVENSON	77	N/A	C SLATER	9.250	91	M HOLLAND	3	
95	P MELLOR	17	97	D LEVERTON	75	N/A	L BOWLES	10.357	91	C STANNARD	3	
95	C BRADFORD	17	98	M TANSLEY	73	N/A	S SIDDANS	10.417	91	D LATHAM	3	
95	C COOPER	17	99	M DUTSON	72	N/A	J KELLY	10.500	99	H VD HEUVEL	2	(2)
100	P COCKBILL	16	100	YAN SHEN	68	N/A	J HENRY	11.000	99	J KELLY	2	

ADULT STATISTICS 1992-2023 - AFTER DHORC 680

Sheet 3 of 5 (Note: Highlighted Names are Current 2023 Members, CS = Best Consecutive Results)

MEETINGS (Junior & Adult) ATTENDED		RACES (Junior & Adult) COMPLETED		DRIVER RANKING			FINALS WON					
Pos	ADULT	No	Pos	ADULT	No	Pos	ADULT	SCORE	Pos	ADULT	No	CS
100	D LATHAM	16	101	J KELLY	67	N/A	F HOLMES	11.194	99	C SLATER	2	(2)
102	R JAMES	15	102	A WOODHOUSE	64	N/A	C COOPER	11.500	99	YAN SHEN	2	
102	J LAWSON (89)	15	103	S REVITT	63	N/A	M BLOOD	11.639	99	I HALL	2	
104	M TANSLEY	14	104	M WATTS (130)	61	N/A	C ATKINSON	12.125	99	S SUMNER	2	
104	L BOWLES (89)	14	104	C COOPER	61	N/A	J MELLOR	12.650	99	B BRUCE	2	
106	J KELLY	13	106	J McDONALD (98)	60	N/A	H SMITH	12.792	99	C BRADFORD	2	
106	D LEVERTON	13	107	M BLOOD	58	N/A	A DOBBINS	12.925	99	M MARTINEZ	2	
108	S REVITT	12	107	W BLURTON	58	N/A	D LATHAM	12.984	99	L BOWLES	2	
108	P PURKIS	12	107	F HOLMES (827)	58	N/A	P WRIGHT	13.250	99	A WOODHOUSE	2	
108	M WATTS (25)	12	110	I HALL	57	N/A	J LAWSON	13.267	110	R GILLARD	1	
108	T STACEY	12	110	T STACEY	57	N/A	T STACEY	13.271	110	D ROYTHORNE	1	
112	AJ McPEAKE (76)	11	112	D LATHAM	55	N/A	P ZIMMERMAN	13.500	110	P COCKBILL	1	
112	YAN SHEN	11	113	T CASH	54	N/A	M TANSLEY	13.500	110	J JOHNSON	1	
114	R GILLARD	10	114	N WRIGHT	52	N/A	L COPLEY	13.500	110	G SCHULE	1	
114	A DOBBINS	10	115	AJ McPEAKE (376)	50	N/A	N WRIGHT	13.556	110	M WATTS	1	
114	I HALL	10	115	T BALDOCK	50	N/A	C WILKINSON	14.083	110	B GEBAUERS	1	
114	J McDONALD (16)	10	117	R GILLARD	49	N/A	C CARRINGTON	14.111	110	G CLARK	1	
118	N WRIGHT	9	117	A DOBBINS	49	N/A	A WOODHOUSE	14.303	110	L COPLEY	1	
118	M BLOOD	9	117	D KENNING	49	N/A	K JEFFRIES	14.688	110	A DOBBINS	1	
118	T BALDOCK	9	120	P PURKIS	47	N/A	Da BUCKLEY	14.844	110	C WILKINSON	1	
118	T CASH	9	121	A LEE	46	N/A	S ALLDREAD	14.917	110	R HILL	1	
118	F HOLMES (139)	9	121	Z MIDDLETON	46	N/A	B COOK	15.000	110	N CHATTLE	1	
123	C NORRIS	8	123	Da BUCKLEY	43	N/A	J FLETCHER	15.125	110	C ATKINSON	1	
123	Da BUCKLEY	8	124	A HUGHES (414)	42	N/A	W BLURTON	15.438	110	A THOMPSON	1	
123	W BLURTON	8	125	P WRIGHT	40	N/A	R HEATON	15.500	110	A LEE	1	
123	D KENNING	8	126	G CLARK	39	N/A	R GILLARD	15.575	110	D LLOYD	1	
127	S PATCHING	7	127	S PATCHING	38	N/A	R JAMES	15.617	110	Z MIDDLETON	1	
127	G CLARK	7	127	C NORRIS	38	N/A	G CLARK	15.750	110	T STACEY	1	
127	J HENRY (134)	7	129	J HENRY (695)	37	N/A	L HENDERSON	15.750	110	F HOLMES	1	
127	R HILL	7	130	C WILKINSON	35	N/A	A LEE	15.833	110	J McDONALD	1	
127	L ELMORE	7	130	YUAN ZHI	35	N/A	D LEVERTON	15.846				
132	D HARROP	6	130	L ELMORE	35	N/A	R SPENCER	15.850				
132	D HART	6	133	D BUCKLEY	33	N/A	YUAN ZHI	15.875				
132	P WRIGHT	6	134	R HILL	32	N/A	R HILL	16.071				
132	C WILKINSON	6	134	JJ HUGHES-DOWD (136)	32	N/A	S KERR	16.083				
132	A HUGHES (67)	6	136	D HART	30	N/A	P COCKBILL	16.156				
132	Ch HOLLAND	6	136	D HARROP	30	N/A	D LLOYD	16.167				
132	D BUCKLEY	6	136	Ch HOLLAND	30	N/A	S PATCHING	16.179				
132	YUAN ZHI	6	136	H SMITH (614)	30	N/A	Z MIDDLETON	16.250				
132	A LEE	6	140	St BOWMAN	29	N/A	J McDONALD	16.375				
132	Z MIDDLETON	6	140	C BLURTON	29	N/A	D KENNING	16.469				
132	S KERR	6	142	R SPENCER	28	N/A	L HAYMES	16.500				
143	R SPENCER	5	142	J LAWSON (408)	28	N/A	M WATTS	16.625				
143	J MELLOR (87)	5	144	C ATKINSON	27	N/A	C NORRIS	16.714				
143	C BLURTON	5	145	K JEFFRIES	26	N/A	T CASH	16.889				
146	B GEBAUERS	4	146	L COPLEY	25	N/A	G HADDON	17.000				
146	C ROBINSON	4	146	D LLOYD	25	N/A	D HARROP	17.500				
146	S HENDRY	4	148	S SIDONS	23	N/A	St BOWMAN	17.500				
146	C ATKINSON	4	149	S KERR	22	N/A	YAN SHEN	17.636				
146	K JEFFRIES	4	150	B GEBAUERS	21	N/A	I HALL	17.650				

ADULT STATISTICS 1992-2023 - AFTER DHORC 680

Sheet 4 of 5 (Note: Highlighted Names are Current 2023 Members, CS = Best Consecutive Results)

MEETINGS (Junior & Adult)			RACES (Junior & Adult)			DRIVER RANKING			FINALS WON			
ATTENDED			COMPLETED			ADULT			ADULT			
Pos	ADULT	No	Pos	ADULT	No	Pos	ADULT	SCORE	Pos	ADULT	No	CS
146	W PARKIN	4	151	C ROBINSON	20	N/A	L ZHOU	17.750				
146	St BOWMAN	4	151	S HENDRY	20	N/A	C ROBINSON	18.000				
153	H VD HEUVEL	3	153	L BOWLES (366)	19	N/A	N MAFFIN	18.103				
153	J JOHNSON	3	154	W PARKIN	17	N/A	D HART	18.208				
153	S ALLDREAD	3	155	J JOHNSON	16	N/A	T HAGUES	18.236				
153	L COPLEY	3	155	J MELLOR (497)	16	N/A	C BRADFORD	18.279				
153	S SIDDONS	3	157	S ALLDREAD	15	N/A	D BUCKLEY	18.333				
153	D LLOYD	3	157	S BENNETT	15	N/A	J ASHCROFT	18.375				
153	S BENNETT	3	159	H VD HEUVEL	14	N/A	B FAHRNER	18.750				
160	D ROYTHORNE	2	159	P ZIMMERMANN	14	N/A	Ch HOLLAND	18.792				
160	J ASHCROFT	2	159	L HENDERSON	14	N/A	C BLURTON	18.800				
160	A CARTER	2	162	D ROYTHORNE	11	N/A	B GEBAUERS	18.875				
160	B FAHRNER	2	163	J ASHCROFT	10	N/A	S HENDRY	19.188				
160	L ZHOU	2	163	A CARTER	10	N/A	D ROYTHORNE	19.375				
160	B COOK	2	163	B FAHRNER	10	N/A	M JUBB	19.408				
160	J FLETCHER	2	163	B COOK	10	N/A	S BENNETT	19.417				
160	L HAYMES	2	163	J FLETCHER	10	N/A	J JOHNSON	19.500				
168	S WHITE	1	163	L HAYMES	10	N/A	A HARTLEY	19.750				
168	P DUNNE	1	169	L ZHOU	9	N/A	W PARKIN	19.813				
168	A HARTLEY	1	170	C SLATER	7	N/A	T MAKUNI	20.000				
168	C SLATER	1	171	T MAKUNI	6	N/A	P DUNNE	20.750				
168	P ZIMMERMANN	1	172	S WHITE	5	N/A	P MELLOR	20.882				
168	L HENDERSON	1	172	R HEATON	5	N/A	A CARTER	21.625				
168	G HADDON (26)	1	172	A HARTLEY	5	N/A	L ELMORE	21.786				
168	T MAKUNI	1	172	G HADDON (143)	5	N/A	P PURKIS	22.667				
168	R HEATON	1	176	P DUNNE	4	N/A	H VD HEUVEL	22.917				

ADULT STATISTICS 1992-2023, AFTER DHORC 680

Sheet 5 of 5 (Note: Highlighted Names are Current 2023 Members, CS = Best Consecutive Results)

POLES				IQR's				WINS				FASTEST LAPS				BEST RACE LAPS				CHAMPIONSHIPS	
Pos	ADULT	No	CS	Pos	ADULT	No	CS	Pos	ADULT	No	CS	Pos	ADULT	No	CS	Pos	ADULT	No	CS	YEAR	ADULT
1	L PATEMAN	129	(7)	1	L PATEMAN	503	(19)	1	L PATEMAN	121	(4)	1	L PATEMAN	286	(14)	1	L PATEMAN	189	(6)	1992	N SISMEY
2	M CHADWICK	101	(9)	2	N SISMEY	400	(5)	2	S GOODLIP	90	(5)	2	S GOODLIP	61	(5)	2	N SISMEY	91	(5)	1993	J TAGUE
3	S GOODLIP	93	(7)	3	S GOODLIP	348	(6)	3	N SISMEY	86	(4)	3	A SMITH	58	(6)	3	S GOODLIP	74	(3)	1994	J TAGUE
4	N SISMEY	86	(3)	4	M CHADWICK	304	(10)	4	M CHADWICK	83	(7)	4	N SISMEY	51	(4)	4	M CHADWICK	66	(3)	1995	J TAGUE (3)
5	A SMITH	57	(4)	5	J SISMEY	210	(8)	5	J SISMEY	59	(3)	5	J TAGUE	48	(5)	5	A SMITH	63	(3)	1996	M CHADWICK
6	J SISMEY	50	(4)	6	W LANDER	183	(16)	6	A SMITH	51	(3)	6	J SISMEY	38	(4)	6	J SISMEY	39	(3)	1997	M CHADWICK
7	W LANDER	42	(11)	7	A SMITH	162	(4)	7	W LANDER	41	(9)	7	W LANDER	28	(5)	7	W LANDER	37	(11)	1998	N SISMEY
8	J TAGUE	26	(4)	8	J TAGUE	126	(5)	8	J TAGUE	28	(4)	8	M CHADWICK	22	(2)	8	J TAGUE	28	(3)	1999	N SISMEY
9	P REES	19	(2)	9	P REES	104	(3)	9	P REES	29	(2)	9	A McPEAKE	13	(2)	9	P REES	23	(2)	2000	M CHADWICK
10	A McPEAKE	16		10	A McPEAKE	101	(4)	10	A McPEAKE	16	(2)	10	P REES	12	(3)	10	A McPEAKE	13		2001	M CHADWICK
11	J LYMER	14		11	J NEALE	45	(6)	11	J LYMER	13	(2)	11	J NEALE	8	(2)	11	L SMITH	10	(2)	2002	S GOODLIP
12	J NEALE	9	(3)	12	L SMITH	37	(3)	12	J NEALE	9	(2)	12	L SMITH	7		12	D GARBETT	7		2003	L PATEMAN
13	L SMITH	6		13	J LYMER	36	(3)	13	S ANAND	5		13	C ROYTHORNE	6		13	J NEALE	6		2004	L PATEMAN
14	T BALDOCK	5	(2)	14	D GARBETT	30	(3)	13	M ALLSOPP	5		14	D GARBETT	5		13	M ALLSOPP	6		2005	M CHADWICK (5)
14	D GARBETT	5		15	S ANAND	25	(2)	13	T BALDOCK	5		15	T BALDOCK	4		15	J LYMER	5		2006	W LANDER
16	S ANAND	3		16	M ALLSOPP	21	(2)	16	C ROYTHORNE	4		15	T CHADWICK	4		16	T CHADWICK	4		2007	W LANDER
16	S REVITT	3	(2)	17	T BALDOCK	19	(8)	16	L SMITH	4	(2)	15	A HULLOCK	4		16	T BALDOCK	4	(2)	2008	W LANDER (3)
16	P LEVERS	3		18	G PEACH	17	(3)	16	D GARBETT	4		15	C BOWLES	4	(2)	18	S ANAND	3		2009	J SISMEY
16	J LAMB	3		19	A TURNBULL	15	(2)	16	A TURNBULL	4		19	D BRENTNALL	3		19	S REVITT	2	(2)	2010	L PATEMAN
20	S LANDER	2		20	C ROYTHORNE	12	(2)	20	S LANDER	3		19	G PEACH	3		19	D BRENTNALL	2		2011	L PATEMAN
20	D McPEAKE	2		20	S LANDER	12	(2)	20	G PEACH	3		19	J LYMER	3		19	D McPEAKE	2		2012	L PATEMAN (5)
20	A BULLOCK	2		22	D McPEAKE	11		22	S REVITT	2		19	J LAMB	3		19	R BLAKE	2		2013	J SISMEY
20	C ROYTHORNE	2		23	S REVITT	10	(5)	22	A J McPEAKE	2		23	S REVITT	2		19	K LYE	2		2014	J SISMEY (3)
20	G PEACH	2	(2)	23	T CHADWICK	10		22	R SEAMAN	2		23	A DAVIES	2	(2)	19	P LEVERS	2		2015	N SISMEY (4)
20	C BOWLES	2		23	A BULLOCK	10	(3)	22	D McPEAKE	2		23	A TURNBULL	2		19	J LAMB	2		2016	S GOODLIP
20	A TURNBULL	2		26	T MEASHAM	9		22	T CHADWICK	2		26	M ROGERS	1		19	C ROYTHORNE	2		2017	S GOODLIP
27	T MEASHAM	1		26	P LEVERS	9		22	J LAMB	2		26	I BRENTNALL	1		19	G PEACH	2		2018	S GOODLIP (4)
27	K LYE	1		26	J LAMB	9	(3)	22	R LITHERLAND	2		26	AJ McPEAKE	1		19	A TURNBULL	2		2019	A SMITH
27	A DAVIES	1		29	N LAMBERT	7		29	K LYE	1		26	D McPEAKE	1		19	C BOWLES	2		2020	N/A
				30	T DINGLEY	6		29	R HILL	1		26	B JOHNSON	1		30	M ROGERS	1		2021	A SMITH
				31	AJ McPEAKE	5	(2)	29	R BLAKE	1		26	S LANDER	1		30	S MINNIS	1		2022	A SMITH (3)
				31	R SEAMAN	5	(3)	29	P LEVERS	1		26	R SEAMAN	1		30	I BRENTNALL	1			
				31	J LEVERS	5		29	J LEVERS	1		26	G WESTON	1		30	S PANK	1			
				34	M ROGERS	4		29	J ROYTHORNE	1		26	T MEASHAM	1		30	T DINGLEY	1			
				34	S MINNIS	4		29	S SMITH	1		26	J LEVERS	1		30	S LANDER	1			
				34	K LYE	4						26	R BLAKE	1		30	G WESTON	1			
				34	C BOWLES	4						26	S ANAND	1		30	J LEVERS	1			
				38	D BRENTNALL	3						26	P LEVERS	1		30	R HILL	1			
				38	R BLAKE	3						26	J ROYTHORNE	1		30	S SUMNER	1			
				38	R CROSSLAND	3						26	K ALCOCK	1		30	R CROSSLAND	1			
				41	I BRENTNALL	2						26	JJ HUGHES-DOWD	1		30	J ROYTHORNE	1			
				41	R MASTERS	2										30	S SMITH	1			
				41	R LITHERLAND	2															
				44	P FOXLEY	1															
				44	S PANK	1															
				44	G WESTON	1															
				44	A FEARN	1															
				44	K PAYNE	1															
				44	J ROYTHORNE	1															
				44	K ALCOCK	1															
				44	A DAVIES	1															
				44	J CHELL	1															

IQR Means Individual Qualifying Rounds I.E. Yellow, Green, Red and Blue Lane on a Normal Club Night

JUNIOR STATISTICS 1992-2023 - AFTER DHORC 680

Sheet 1 of 4 (Note: Highlighted Names are Current 2023 Members, CS = Best Consecutive Results)

MEETINGS ATTENDED			RACES COMPLETED			DRIVER RANKING			FINALS WON			
Pos	JUNIOR	No	Pos	JUNIOR	No	Pos	JUNIOR	SCORE	Pos	JUNIOR	No	CS
1	A TURNBULL	152	1	R LITHERLAND	917	1	* L SMITH	1.113	1	R LITHERLAND	61	(5)
1	R LITHERLAND	152	2	A TURNBULL	905	2	* A HUGHES	1.175	2	J HENRY	59	(3)
3	T CHADWICK	147	3	L TURNBULL	807	3	* AJ McPEAKE	1.275	3	A HALL	56	
4	L TURNBULL	133	4	T CHADWICK	774	4	* J MELLOR	1.400	3	A TURNBULL	56	(2)
5	F HOLMES	130	5	F HOLMES	769	5	* J HENRY	1.438	5	T CHADWICK	51	
6	G REYES-ENGLAND	128	6	G REYES-ENGLAND	766	6	* A HALL	1.475	6	J SISMEY	47	
7	J HENRY	127	7	J HENRY	658	7	* L BOWLES	1.500	7	L BOWLES	39	
8	J SISMEY	120	8	J SISMEY	654	8	* R LITHERLAND	1.600	8	J MELLOR	36	
9	H SMITH	109	9	Z ROYTHORNE	602	9	* T MEASHAM	1.638	8	H SMITH	36	(2)
10	R REES	103	10	H SMITH	584	10	* A TURNBULL	1.663	10	L SMITH	33	
11	Z ROYTHORNE	100	11	T MEASHAM	550	11	* T CHADWICK	1.825	11	P CONNALLY	32	(2)
12	P CONNALLY	95	12	L BROOKS	539	12	* J SISMEY	1.838	12	M MINNIS	31	(2)
13	C BRENTNALL	94	13	B ROYTHORNE	504	13	* M MINNIS	2.000	12	A HUGHES	31	
14	T MEASHAM	93	14	P CONNALLY	500	14	* J PATEMAN	2.025	14	AJ McPEAKE	30	(2)
15	B ROYTHORNE	84	15	A HALL	490	15	* P CONNALLY	2.175	14	C BRENTNALL	30	(2)
16	L BROOKS	83	16	C BRENTNALL	486	16	* JJ HUGHES-DOWD	2.188	14	J PATEMAN	30	
17	J MELLOR	82	17	J MELLOR	481	17	* C BRENTNALL	2.275	14	G REYES-ENGLAND	30	
18	A HALL	80	18	R REES	467	18	* C BULLOCK	2.300	18	C BOWLES	28	
19	C BOWLES	78	19	J PATEMAN	428	19	* C BOWLES	2.313	18	L TURNBULL	28	(2)
20	L BOWLES	76	20	C BOWLES	402	20	* J LAWSON	2.575	20	F HOLMES	26	
21	T PANK	74	21	C BULLOCK	391	21	* K ASHWORTH	2.613	21	B ROYTHORNE	25	(2)
21	J LAWSON	74	22	K LEVERS	381	22	* N GULL	2.763	21	Z ROYTHORNE	25	(3)
23	J PATEMAN	71	23	J LAWSON	380	23	* H SMITH	2.788	23	R REES	24	
24	M MINNIS	68	24	T PANK	378	24	* T PANK	2.800	24	J STEVENSON	23	
25	C BULLOCK	66	25	A HUGHES	372	25	* Z ROYTHORNE	3.038	24	T MEASHAM	23	(3)
25	K LEVERS	66	25	Ca HOLLAND	372	26	* K LEVERS	3.125	26	L BROOKS	21	(2)
27	AJ McPEAKE	65	27	J MARTINEZ	369	27	* K ALI	3.188	26	J LAWSON	21	(2)
28	A HUGHES	61	28	L SMITH	352	28	* L TURNBULL	3.238	28	T PANK	20	
28	Ca HOLLAND	61	28	M LITHERLAND	352	29	* B ROYTHORNE	3.250	29	K LEVERS	15	
30	J MARTINEZ	59	30	L BOWLES	347	30	* P WALKER	3.325	30	D BARKER	14	
31	L SMITH	55	31	M MINNIS	343	31	* J THOMPSON	3.400	30	M LITHERLAND	14	
32	J STEVENSON	54	32	AJ McPEAKE	326	32	* J LISTER	3.700	32	J MARTINEZ	13	
33	M LITHERLAND	53	33	B BROOKS	325	33	* T GREEN	3.725	33	C DAVENPORT	12	
34	D BARKER	51	34	D PAUL	308	34	* P MARTIN	3.763	33	K ALI	12	
34	B BROOKS	51	35	L CHADWICK	277	34	* R COOK	3.763	33	D PAUL	12	(2)
36	D PAUL	49	36	J STEVENSON	276	36	* C DAVENPORT	3.775	36	M McNULTY	10	
37	S SCHULE	47	37	D BARKER	266	37	* S SLATER	3.813	36	P MARTIN	10	
37	L CHADWICK	47	38	P MARTIN	263	38	* K SCHOFIELD	3.888	36	S BOWMAN	10	
39	P WALKER	46	39	S BOWMAN	244	39	* K COOK	4.050	36	JJ HUGHES-DOWD	10	
40	P MARTIN	45	40	P WALKER	236	40	* F HOLMES	4.250	40	G HADDON	9	
41	J LISTER	41	41	S SCHULE	234	41	* G HADDON	4.500	40	T GREEN	9	
41	S BOWMAN	41	41	J LISTER	234	42	* E HENRY	4.650	40	N GULL	9	
43	J HAGUES	38	43	J HAGUES	221	43	* G REYES-ENGLAND	4.738	40	M BRADLEY	9	
44	K ALI	30	44	R COOK	197	44	* A OXSPRING	4.750	40	J THOMPSON	9	
44	JJ HUGHES-DOWD	30	45	M BRADLEY	194	45	* T STEVENSON	4.788	45	K SCHOFIELD	8	
46	M McNULTY	29	46	D JACKSON	190	46	* R REES	4.800	45	L CHADWICK	8	
46	J BULLOCK	29	47	I BRADLEY	189	47	* M BRADLEY	4.900	45	C BULLOCK	8	
46	R COOK	29	48	K ALI	185	48	* D BARKER	5.038	45	B BROOKS	8	(2)
46	A OXSPRING	29	48	E JACKSON	185	49	* J STEVENSON	5.125	45	Ca HOLLAND	8	
46	I BRADLEY	29	50	N BRADFORD	172	50	* R HUGHES	5.275	45	H TAYLOR	8	

(Driver Ranking = Average Position In Qualifying, Final Position, Fastest Lap & Race Laps Over Last 20 club nights)

JUNIOR STATISTICS 1992-2023 - AFTER DHORC 680

Sheet 2 of 4 (Note: Highlighted Names are Current 2023 Members, CS = Best Consecutive Results)

MEETINGS ATTENDED			RACES COMPLETED			DRIVER RANKING		FINALS WON				
Pos	JUNIOR	No	Pos	JUNIOR	No	Pos	JUNIOR	SCORE	Pos	JUNIOR	No	CS
46	M BRADLEY	29	51	A BRADFORD	169	51	* J ELMORE	5.600	51	R LEY	7	
46	D JACKSON	29	52	M SEO	163	51	* J MARTINEZ	5.600	51	A CHATTLE	7	
53	C DAVENPORT	28	52	K COOK	163	53	* M SEO	5.675	51	A BRADFORD	7	
53	E HENRY	28	52	A OXSPRING	163	54	* A CHATTLE	5.863	54	S SLATER	6	(2)
53	E JACKSON	28	52	S ROYTHORNE	163	55	* L CHADWICK	6.025	54	P WALKER	6	(2)
56	K SCHOFIELD	27	56	N GULL	156	56	* J WATSON	6.063	54	G CONNALLY	6	
57	N GULL	26	57	M McNULTY	154	57	* M LUTHERLAND	6.250	54	E HENRY	6	
57	N BRADFORD	26	57	J PERRY	154	58	* M McNULTY	6.288	54	R COOK	6	
59	G HADDON	25	59	R HUGHES	151	59	* J BULLOCK	6.300	54	E JACKSON	6	
59	A BRADFORD	25	60	J BULLOCK	150	60	* B BROOKS	6.488	54	D JACKSON	6	(2)
59	S ROYTHORNE	25	61	C DAVENPORT	149	61	* D PAUL	6.550	54	T JAMES	6	(2)
62	K COOK	24	62	K SCHOFIELD	144	62	* D JACKSON	7.088	54	J HAGUES	6	(2)
62	J PERRY	24	63	E HENRY	143	63	* H TAYLOR	7.513	63	L HAWLEY	5	
62	J THOMPSON	24	64	G HADDON	138	64	* S SCHULE	7.825	63	J BULLOCK	5	
65	A CHATTLE	23	65	A CHATTLE	136	65	* S BOWMAN	8.050	63	A HARTLEY	5	(2)
65	L STOTT-ZAFIROPOULOS	23	66	L STOTT-ZAFIROPOULOS	135	66	* E STOTT-ZAFIROPOULOS	8.063	63	B CARRINGTON	5	
65	J ELMORE	23	67	H TAYLOR	134	67	* S MAFFIN	8.275	63	K ASHWORTH	5	
65	T STEVENSON	23	68	K ASHWORTH	132	68	* L BROOKS	8.475	63	M WARREN	5	
69	J WATSON	22	68	J ELMORE	132	69	* S MARTINEZ	8.600	63	K COOK	5	
69	R MAFFIN	22	70	T JAMES	131	70	* T SHARP	8.663	63	N BRADFORD	5	
69	T GREEN	22	71	E STOTT-ZAFIROPOULOS	130	71	* L STOTT-ZAFIROPOULOS	8.900	63	I PAUL	5	(2)
69	R HUGHES	22	72	B RILEY	124	72	* Ca HOLLAND	8.913	63	J WOODHOUSE	5	
69	E STOTT-ZAFIROPOULOS	22	73	T GREEN	119	73	* R MAFFIN	8.988	63	T STEVENSON	5	
74	K ASHWORTH	21	74	S MARTINEZ	117	74	* N BRADFORD	9.550	74	A REES	4	
74	H TAYLOR	21	75	J WATSON	113	75	* I BRADLEY	9.688	74	J WATSON	4	
74	S MARTINEZ	21	76	R MAFFIN	109	76	* J HAGUES	9.800	74	T SHARP	4	
77	S SLATER	20	77	S SLATER	108	77	* S ROYTHORNE	10.000	74	M WATTS	4	
77	T SHARP	20	77	B CARRINGTON	108	78	* A BRADFORD	10.775	74	J LISTER	4	
77	S MAFFIN	20	79	JJ HUGHES-DOWD	104	79	* T JAMES	10.863	74	B JEFFRIES	4	
77	T JAMES	20	80	T SHARP	103	80	* E JACKSON	12.500	74	E STOTT-ZAFIROPOULOS	4	
81	B RILEY	19	80	J GRATTON	103	81	* J PERRY	13.813	74	L STOTT-ZAFIROPOULOS	4	
81	E DOYLE	19	82	S MAFFIN	99	N/A	L CAPEWELL	2.438	74	J ELMORE	4	
81	J WOODHOUSE	19	83	M WARREN	98	N/A	S GILLARD	2.725	74	S ROYTHORNE	4	
84	B CARRINGTON	18	84	F McCANDLESS	96	N/A	M WARREN	2.817	74	E DOYLE	4	
85	R LEY	17	85	R LEY	92	N/A	J WOODHOUSE	3.237	85	A PANK	3	
85	G CONNALLY	17	85	J THOMPSON	92	N/A	A WATHEY	3.545	85	C CLARK	3	
85	J GRATTON	17	87	G CONNALLY	91	N/A	K JACKSON	3.563	85	R HUGHES	3	
85	E WOODHOUSE	17	88	T STEVENSON	88	N/A	T REES	3.667	85	J PERRY	3	
89	A HARTLEY	15	89	A HARTLEY	83	N/A	S TAGUE	3.813	85	J BLURTON	3	
89	J MOSEDALE	15	90	A WATHEY	72	N/A	A FEARN	3.850	90	C WOODCOCK	2	
89	M WARREN	15	90	J MOSEDALE	72	N/A	E DOYLE	3.895	90	Mat McNULTY	2	
92	C KAVANAGH	13	90	B JEFFRIES	72	N/A	N ZIMMERMANN	3.969	90	J MOSEDALE	2	
92	M WATTS	13	93	M WATTS	69	N/A	R LEY	4.103	90	D SPENCER	2	
94	J DOBBINS	12	94	I PAUL	68	N/A	C CLARK	4.179	90	N ZIMMERMANN	2	
94	F McCANDLESS	12	94	J WOODHOUSE	68	N/A	D SPENCER	4.375	90	A OXSPRING	2	
96	A PANK	11	96	C KAVANAGH	65	N/A	N BLACK	4.375	90	L BLAKE	2	
96	A WATHEY	11	96	E DOYLE	65	N/A	M BUCKLEY	4.417	90	D JEFFRIES	2	(2)
96	N McDONALD	11	98	D JEFFRIES	62	N/A	M WESTON	4.438	90	J GRATTON	2	
99	S GILLARD	10	99	A FEARN	61	N/A	T KERR	4.458	90	F McCANDLESS	2	
99	A FEARN	10	99	I MATTHEWS	61	N/A	L BLAKE	4.500	90	I BRADLEY	2	

JUNIOR STATISTICS 1992-2023 - AFTER DHORC 680

Sheet 3 of 4 (Note: Highlighted Names are Current 2023 Members, CS = Best Consecutive Results)

MEETINGS ATTENDED		RACES COMPLETED		DRIVER RANKING		FINALS WON						
Pos	JUNIOR	No	Pos	JUNIOR	No	Pos	JUNIOR	SCORE	Pos	JUNIOR	No	CS
99	I MATTHEWS	10	101	J DOBBINS	60	N/A	M YEOMANS	4.563	90	E PAUL	2	(2)
102	L HAWLEY	9	101	E WOODHOUSE	60	N/A	I MATTHEWS	5.075	90	B RILEY	2	
102	D NEALE	9	103	A PANK	58	N/A	J DOBBINS	5.083	90	J McDONALD	2	
102	C WOODCOCK	9	104	N McDONALD	57	N/A	N McDONALD	5.114	90	T KERR	2	
102	Mat McNULTY	9	105	J BLURTON	56	N/A	A HARTLEY	5.212	105	S GILLARD	1	
102	B JEFFRIES	9	106	Ca BLURTON	55	N/A	B REES	5.350	105	C KAVANAGH	1	
102	D JEFFRIES	9	107	E PAUL	54	N/A	J MOSEDALE	5.462	105	D NEALE	1	
102	I PAUL	9	108	N ZIMMERMANN	51	N/A	E WOODHOUSE	5.500	105	A MILNER	1	
102	E PAUL	9	109	S GILLARD	50	N/A	M WILLIS	5.750	105	T REES	1	
110	M SEO	8	109	L HAWLEY	50	N/A	B CARRINGTON	5.847	105	R MAFFIN	1	
110	Ti REES	8	111	S LIVESEY	49	N/A	J McDONALD	6.458	105	T ALLDREAD	1	
110	C BARTLETT	8	112	C BARTLETT	48	N/A	B JEFFRIES	6.472	105	M HART	1	
110	Ca BLURTON	8	113	Mat McNULTY	47	N/A	L BELL	6.550	105	S MAFFIN	1	
110	J BLURTON	8	114	C WOODCOCK	46	N/A	D GEBAUERS	6.750	105	D GEBAUERS	1	
115	A MILNER	7	115	D NEALE	44	N/A	D NEALE	7.083	105	L BELL	1	
115	A REES	7	116	C CLARK	41	N/A	L HAWLEY	7.083	105	M SEO	1	
115	C CLARK	7	117	Ti REES	40	N/A	D JEFFRIES	7.111	105	A FEARN	1	
115	N ZIMMERMANN	7	118	A REES	38	N/A	Mat McNULTY	7.167	105	I MATTHEWS	1	
115	M BUCKLEY	7	118	J McDONALD	38	N/A	C BARTLETT	7.344	105	M WILLIS	1	
120	M HART	6	120	A MILNER	36	N/A	J GRATTON	7.426	105	B REES	1	
120	S LIVESEY	6	121	B REES	35	N/A	M WATTS	7.519	105	S TAGUE	1	
120	SM BLURTON	6	122	M BUCKLEY	33	N/A	C WOODCOCK	8.056	105	L CAPEWELL	1	
120	J McDONALD	6	123	M HART	31	N/A	R FREEMAN	8.417	105	M BUCKLEY	1	
120	T KERR	6	123	A PARKIN	31	N/A	H MOHAMMED	8.500	105	S LIVESEY	1	
125	L BELL	5	123	SM BLURTON	31	N/A	G CONNALLY	8.588	105	L PARKIN	1	
125	B REES	5	126	L PARKIN	30	N/A	B RILEY	8.697	105	A PARKIN	1	
125	L BLAKE	5	127	K JACKSON	29	N/A	A STOTT	8.750	105	R FREEMAN	1	
125	A PARKIN	5	127	M WESTON	29	N/A	A MILNER	8.786	105	S MARTINEZ	1	
125	L PARKIN	5	127	R FREEMAN	29	N/A	M HART	9.417	105	E DOYLE	1	
130	D SPENCER	4	130	L BELL	26	N/A	Ca BLURTON	9.594				
130	M YEOMANS	4	130	M YEOMANS	26	N/A	J BLURTON	9.781				
130	M WILLIS	4	132	S TAGUE	24	N/A	A PANK	10.114				
130	S TAGUE	4	132	T KERR	24	N/A	T ALLDREAD	10.167				
130	K JACKSON	4	134	D SPENCER	23	N/A	E GIBBS	10.417				
130	L CAPEWELL	4	135	M WILLIS	20	N/A	F McCANDLESS	10.558				
130	M WESTON	4	135	L CAPEWELL	20	N/A	C KAVANAGH	10.692				
137	T REES	3	137	T REES	16	N/A	Ti REES	10.719				
137	D ALLDREAD	3	137	T ALLDREAD	16	N/A	D ALLDREAD	10.750				
137	T ALLDREAD	3	137	D GEBAUERS	16	N/A	A REES	10.786				
137	D GEBAUERS	3	140	D ALLDREAD	15	N/A	SM BLURTON	10.833				
137	E GIBBS	3	140	E GIBBS	15	N/A	A PARKIN	11.300				
137	R FREEMAN	3	142	H MOHAMMED	14	N/A	E PAUL	11.806				
143	N BLACK	2	143	L BLAKE	13	N/A	L PARKIN	12.900				
144	H MOHAMMED	1	144	N BLACK	10	N/A	S LIVESEY	13.083				
144	A STOTT	1	145	A STOTT	5	N/A	I PAUL	13.667				

JUNIOR STATISTICS 1992-2023, AFTER DHORC 680

Sheet 4 of 4 (Note: Highlighted Names are Current 2023 Members, CS = Best Consecutive Results)

POLES				IQR's				WINS				FASTEST LAPS				BEST RACE LAPS				CHAMPIONSHIPS	
Pos	JUNIOR	No	CS	Pos	JUNIOR	No	CS	Pos	JUNIOR	No	CS	Pos	JUNIOR	No	CS	Pos	JUNIOR	No	CS	YEAR	JUNIOR
1	R LITTLERLAND	61	(6)	1	J SISMEY	215	(14)	1	A HALL	49	(13)	1	J SISMEY	59	(11)	1	R LITTLERLAND	63	(7)	1992	S SLATER
2	J SISMEY	56	(11)	2	R LITTLERLAND	201	(12)	2	R LITTLERLAND	46	(5)	2	R LITTLERLAND	58	(7)	2	T CHADWICK	51	(7)	1993	M MINNIS
3	J MELLOR	46	(10)	3	A TURNBULL	194	(16)	3	J SISMEY	45	(6)	3	A HALL	45	(15)	3	A HALL	50	(16)	1994	M MINNIS (2)
4	A TURNBULL	44	(5)	4	J MELLOR	193	(15)	3	A TURNBULL	45	(5)	4	T CHADWICK	43	(6)	4	J SISMEY	45	(11)	1995	AJ McPEAKE
5	A HALL	42	(11)	5	A HALL	177	(22)	5	T CHADWICK	44	(5)	5	A HUGHES	35	(12)	5	AJ McPEAKE	33	(6)	1996	AJ McPEAKE (2)
6	AJ McPEAKE	34	(12)	6	T CHADWICK	165	(13)	6	J MELLOR	35	(3)	6	AJ McPEAKE	33	(7)	5	L SMITH	33	(20)	1997	C BRENTNALL
7	T CHADWICK	33	(4)	7	L SMITH	135	(29)	7	L SMITH	33	(9)	6	L SMITH	33	(18)	5	J MELLOR	33	(6)	1998	T PANK
7	L SMITH	33	(18)	8	M MINNIS	128	(10)	8	M MINNIS	31	(9)	8	M MINNIS	30	(6)	5	L BOWLES	33	(7)	1999	C BOWLES
9	J HENRY	31	(6)	9	AJ McPEAKE	123	(8)	9	L BOWLES	30	(6)	9	J PATEMAN	29	(5)	9	A HUGHES	32	(11)	2000	J HENRY
9	L BOWLES	31	(7)	10	A HUGHES	112	(24)	10	AJ McPEAKE	29	(6)	10	L BOWLES	28	(5)	10	J PATEMAN	31	(6)	2001	J HENRY (2)
11	M MINNIS	30	(8)	11	J HENRY	110	(12)	11	J HENRY	28	(4)	11	A TURNBULL	26	(4)	10	A TURNBULL	31	(4)	2002	T CHADWICK
12	J PATEMAN	29	(6)	12	J PATEMAN	104	(6)	11	J PATEMAN	28	(4)	12	J HENRY	25	(5)	12	M MINNIS	27	(8)	2003	J SISMEY
13	A HUGHES	28	(11)	13	T MEASHAM	93	(11)	13	A HUGHES	22	(6)	12	J MELLOR	25	(6)	13	J HENRY	25	(5)	2004	J SISMEY (2)
14	C BRENTNALL	24	(8)	14	C BRENTNALL	87	(5)	14	C BRENTNALL	18	(3)	14	C BRENTNALL	20	(7)	14	C BRENTNALL	22	(7)	2005	T CHADWICK (2)
15	T MEASHAM	20	(5)	15	L BOWLES	86	(19)	14	T MEASHAM	18	(3)	14	T PANK	20	(5)	15	Z ROYTHORNE	17	(6)	2006	T MEASHAM
16	T PANK	16	(2)	16	C BOWLES	56	(4)	16	C BOWLES	15	(2)	16	H SMITH	19	(4)	16	T PANK	15	(3)	2007	A HUGHES
17	C BOWLES	11	(3)	17	F HOLMES	52	(3)	17	K LEVERS	13	(3)	17	K LEVERS	15	(3)	17	C BOWLES	13	(2)	2008	L SMITH
17	H SMITH	11	(4)	18	T PANK	51	(4)	18	T PANK	12	(2)	18	B ROYTHORNE	14	(4)	17	K LEVERS	13	(3)	2009	L SMITH (2)
19	J LAWSON	10	(4)	19	P CONNALLY	44	(9)	18	H SMITH	12	(3)	18	Z ROYTHORNE	14	(4)	19	P CONNALLY	12	(3)	2010	K LEVERS
20	N GULL	9	(3)	20	K LEVERS	42	(4)	20	F HOLMES	10		20	J LAWSON	11	(3)	19	T MEASHAM	12	(3)	2011	J MELLOR
21	P CONNALLY	7	(3)	21	Z ROYTHORNE	40	(2)	20	Z ROYTHORNE	10	(2)	21	P CONNALLY	10	(3)	21	H SMITH	11	(4)	2012	J MELLOR (2)
21	K ASHWORTH	7	(2)	22	N GULL	29	(4)	20	J LAWSON	10	(3)	21	T MEASHAM	10	(2)	22	N GULL	10	(3)	2013	J PATEMAN
21	K LEVERS	7	(2)	23	H SMITH	28	(8)	23	JJ HUGHES-DOWD	8	(3)	23	N GULL	9	(4)	23	J LAWSON	9	(3)	2014	A HALL
25	B ROYTHORNE	7	(2)	24	J LAWSON	25	(4)	24	P CONNALLY	7		24	C BOWLES	7	(2)	24	K ASHWORTH	5	(2)	2015	A HALL (2)
25	B ROYTHORNE	6		25	B ROYTHORNE	24	(4)	24	N GULL	7		25	P MARTIN	6		24	B ROYTHORNE	5		2016	R LITTLERLAND
26	JJ HUGHES-DOWD	7	(2)	26	R REES	23	(2)	24	J STEVENSON	5	(2)	26	K ASHWORTH	5	(2)	24	JJ HUGHES-DOWD	5	(2)	2017	R LITTLERLAND (2)
27	F HOLMES	5	(2)	26	JJ HUGHES-DOWD	23	(5)	26	R REES	5		26	F LISTER	5		27	M WARREN	4		2018	A TURNBULL
28	G HADDON	3		28	K ASHWORTH	21	(5)	26	K ALI	5	(3)	26	F HOLMES	5		27	J LISTER	4		2019	A TURNBULL (2)
28	S GILLARD	3	(2)	29	L TURNBULL	18	(2)	26	C BULLOCK	5		26	JJ HUGHES-DOWD	5	(4)	29	C DAVENPORT	3		2020	N/A
28	S SLATER	3	(2)	30	K ALI	16	(5)	26	K ASHWORTH	5	(2)	30	D BARKER	4		29	S SLATER	3	(2)	2021	H SMITH
28	C BULLOCK	3		30	J LISTER	16	(2)	31	G HADDON	4	(2)	30	Ca HOLLAND	4	(2)	29	D BARKER	3		2022	L BOWLES
28	M WARREN	3		32	C BULLOCK	14	(4)	31	M WARREN	4	(2)	32	C DAVENPORT	3		29	J WOODHOUSE	3		2023	L BOWLES (2)
28	J LISTER	3	(2)	33	M WARREN	13	(2)	31	J LISTER	4		32	M WARREN	3		33	K ALI	2	(2)		
28	L TURNBULL	3		34	S GILLARD	12	(3)	31	B ROYTHORNE	4		32	M BUCKLEY	3		33	C BULLOCK	2			
35	J STEVENSON	2		35	C DAVENPORT	10		35	S SLATER	3	(2)	32	E WOODHOUSE	3	(2)	33	L BLAKE	2			
35	R REES	2		35	G HADDON	10		35	K SCHOFIELD	3		36	S SLATER	2		33	P MARTIN	2			
35	Ca HOLLAND	2		35	P MARTIN	10	(2)	35	L TURNBULL	3	(2)	36	J STEVENSON	2		33	F HOLMES	2			
35	A CHATTLE	2		38	S SLATER	9	(4)	35	J WOODHOUSE	3		36	R REES	2		33	G REYES-ENGLAND	2			
35	E WOODHOUSE	2		38	R COOK	9	(2)	39	C DAVENPORT	2		36	K ALI	2	(2)	39	S GILLARD	1			
40	C DAVENPORT	1		40	K COOK	8	(3)	39	L BLAKE	2		40	M LITTLERLAND	2		39	K SCHOFIELD	1			
40	K ALI	1		41	J STEVENSON	6		39	A CHATTLE	2		41	K SCHOFIELD	1		39	G HADDON	1			
40	K COOK	1		41	Ca HOLLAND	6		39	P MARTIN	2		41	J BULLOCK	1		39	J STEVENSON	1			
40	R COOK	1		43	D BARKER	4		39	G REYES-ENGLAND	2		41	A HARTLEY	1		39	E HENRY	1			
40	L BLAKE	1		43	C CLARK	4	(3)	44	S GILLARD	1		41	C BULLOCK	1		39	J BULLOCK	1			
40	P MARTIN	1		43	R HUGHES	4		44	E HENRY	1		41	K COOK	1		39	C CLARK	1			
40	B JEFFRIES	1		43	B BROOKS	4		44	J BULLOCK	1		41	K JACKSON	1		39	R REES	1			
40	M LITTLERLAND	1		47	K SCHOFIELD	3	(2)	44	S TAGUE	1		41	M BRADLEY	1		39	K COOK	1			
40	D PAUL	1		47	M McNILTY	3		44	L CAPEWELL	1		41	J ELMORE	1		39	S TAGUE	1			
40	J WOODHOUSE	1		47	K JACKSON	3		44	M BUCKLEY	1		41	D PAUL	1		39	K JACKSON	1			
				47	A WATHEY	3		44	B JEFFRIES	1		41	S ROYTHORNE	1		39	A WATHEY	1			
				47	A CHATTLE	3		44	M LITTLERLAND	1		41	J WOODHOUSE	1		39	Ca HOLLAND	1			
				47	B JEFFRIES	3		44	J THOMPSON	1						39	M BUCKLEY	1			
				47	D PAUL	3	(2)	44	E DOYLE	1						39	A CHATTLE	1			
				54	J WATSON	2										39	M BRADLEY	1			
				54	S SCHULE	2										39	M LITTLERLAND	1			
				54	E HENRY	2										39	L TURNBULL	1			
				54	J BULLOCK	2										39	E DOYLE	1			
				54	S TAGUE	2	(2)														
				54	M BRADLEY	2															
				54	M WESTON	2															
				54	M LITTLERLAND	2															
				54	E STOTT-ZAFIROPOULOU	2															
				54	L BROOKS	2															
				54	D JACKSON	2															
				54	J THOMPSON	2															
				54	E WOODHOUSE	2															
				67	P WALKER	1															
				67	T SHARP	1															
				67	R LEY	1															
				67	A HARTLEY	1															
				67	J MOSEDALE	1															
				67	D SPENCER	1															
				67	T REES	1															
				67	M YEOMANS	1															
				67	A OXSPRING	1															
				67	L BLAKE	1															
				67	J GRATTON	1															
				67	G REYES-ENGLAND	1															
				67	S ROYTHORNE	1															
				67	J MARTINEZ	1															
				67	E DOYLE	1															
				67	J WOODHOUSE	1															
				67	R HUGHES	1															

IQR Means Individual Qualifying Rounds I.E. Yellow, Green, Red and Blue Lane on a Normal Club Night

Outright Track Record Holders After DHORC 680

Adults

Pos	Name	Qualifying	F1	GC	F1	GC	Total
			Fastest Laps	Fastest Laps	Race Laps	Race Laps	
1	L Pateman	35	44	64	28	49	220
2	S Goodlip	22	38	11	32	18	121
3	A Smith	30	10	26	11	25	102
4	N Sismey	16	8	12	16	16	68
5	J Sismey	15	7	8	14	12	56
6	M Chadwick	12			8	9	29
7	W Lander	9	5	3	6		23
8	P Rees	3	3		10	3	19
8	A McPeake	4	3	5	7		19
10	J Tague	4	3	2	3	5	17
11	J Lymer	4	2	1	2	1	10
12	T Baldock	3	1	1	1	2	8
13	D Garbett	1	1	1	3	1	7
13	A Turnbull	2	2		3		7
15	L Smith	2	1	3			6
16	C Roythorne		2	2		1	5
17	J Neale				2	1	3
17	S Anand	1			1	1	3
17	T Chadwick		1		2		3
17	J Lamb	1		1	1		3
21	M Allsopp				2		2
21	S Lander			1	1		2
21	C Bowles	1	1				2
24	G Peach		1				1
24	D McPeake		1				1
24	J Roythorne				1		1
24	JJ Hughes-Dowd		1				1
24	S Smith				1		1
24	S Pank				1		1
Total		154	123	132	137	138	741

Note: Some Records Can Be Held By More Than One Member - Highlighted Names 2023 Members

Outright Track Record Holders After DHORC 680

Juniors

Pos	Name	Qualifying	F1	GC	F1	GC	Total
			Fastest Laps	Fastest Laps	Race Laps	Race Laps	
1	A Turnbull	31	22	16	34	17	120
2	R Litherland	24	21	26	13	28	112
3	J Sismey	15	15	12	11	17	70
4	A Hall	12	8	6	13	11	50
5	T Chadwick	7	6	10	7	19	49
6	L Bowles	14	3	5	5	9	36
6	AJ McPeake	10	9	4	9	4	36
8	T Measham	6	4	1	13	3	27
8	J Henry	2	9	5	9	2	27
10	J Mellor	10	4	4	2	4	24
11	H Smith	7	5	5	3	3	23
12	M Minnis	6	2	4	2	5	19
13	Z Roythorne	2	2	6		8	18
14	J Pateman	4	4	5	1	3	17
15	B Roythorne	1	1	6		2	10
16	F Holmes	1	3	2	3		9
16	C Brentnall		2	3		4	9
16	J Lawson	1	2	2	3	1	9
19	A Hughes	2	1	5			8
19	L Smith		4		4		8
19	JJ Hughes-Dowd	4	2		2		8
22	T Pank		1	3	2		6
22	C Bowles	2	1		1	2	6
24	E Woodhouse	2	1	2			5
25	P Connally		1	3			4
25	R Rees	1	1	1		1	4
25	K Ashworth	1	1	1		1	4
25	L Turnbull	1	1		2		4
25	J Woodhouse	1		1	2		4
30	K Levers		1		1	1	3
31	P Martin		1		1		2
31	N Gull		1		1		2
33	Ca Holland			1			1
33	E Henry		1				1
33	C Clark					1	1
33	K Ali				1		1
33	B Brooks				1		1
33	J Elmore		1				1
33	S Roythorne			1			1
33	A Hartley			1			1
Total		167	141	141	146	146	741

Note: Some Records Can Be Held By More Than One Member - Highlighted Names 2023 Members

DHORC Statistics 2023

Poles		Adult				Junior				Poles	
Records		Name	Total	2023	Name	Total	2023	Records			
All Time		L Pateman	129	7	L Bowles	31	13	All Time			
L Pateman	129	S Goodlip	93	6	H Smith	11		R Litherland	61		
Season		N Sismey	86	1	J Lawson	10		Season			
S Goodlip	17	A Smith	57	7	JJ Hughes-Dowd	7	6	L Smith	21		
		P Rees	19	1	E Woodhouse	2	2				
		L Smith	6		J Woodhouse	1	1				
		D Garbett	5								
		G Peach	2								
		C Bowles	2								
		A Turnbull	2	1							
Race Wins		Adult				Junior				Race Wins	
Records		Name	Total	2023	Name	Total	2023	Records			
All Time		L Pateman	121	5	L Bowles	30	14	All Time			
L Pateman	121	S Goodlip	90	7	H Smith	12		A Hall	49		
Season		N Sismey	86	1	J Lawson	10		Season			
W Lander	16	A Smith	51	7	JJ Hughes-Dowd	8	7	L Smith	20		
		P Rees	29	1	J Woodhouse	3	2	A Hall	20		
		D Garbett	4		J Thompson	1					
		L Smith	4		E Doyle	1					
		A Turnbull	4	1							
		G Peach	3								
		R Litherland	2								
		S Smith	1	1							
Fast Laps		Adult				Junior				Fast Laps	
Records		Name	Total	2023	Name	Total	2023	Records			
All Time		L Pateman	286	6	L Bowles	28	12	All Time			
L Pateman	286	S Goodlip	61	7	H Smith	19	1	J Sismey	59		
Season		A Smith	58	6	J Lawson	11	2	Season			
L Pateman	19	N Sismey	51	1	JJ Hughes-Dowd	5	4	L Smith	21		
A Smith	19	P Rees	12		E Woodhouse	3	3				
		L Smith	7		J Woodhouse	1	1				
		D Garbett	5								
		C Bowles	4	1							
		G Peach	3								
		A Turnbull	2								
		JJ Hughes-Dov	1	1							
Race Laps		Adult				Junior				Race Laps	
Records		Name	Total	2023	Name	Total	2023	Records			
All Time		L Pateman	189	7	L Bowles	33	16	All Time			
L Pateman	189	N Sismey	91	1	H Smith	11	1	R Litherland	63		
Season		S Goodlip	74	8	J Lawson	9		Season			
W Lander	16	A Smith	63	6	JJ Hughes-Dowd	5	4	A Hall	22		
		P Rees	23		J Woodhouse	3	2				
		L Smith	10		E Doyle	1					
		D Garbett	7								
		G Peach	2								
		A Turnbull	2								
		C Bowles	2								
		S Smith	1	1							

Current Members Best Ever Position Records after DHORC 680																			
Qualifying				Final Position				Fastest Laps				Race Laps							
Pos	Adult	DHORC	Gap	Date	Pos	Adult	DHORC	Gap	Date	Pos	Adult	DHORC	Gap	Date	Pos	Adult	DHORC	Gap	Date
1	A Smith	680	0	17-Oct-23	1	A Smith	680	0	17-Oct-23	1	A Smith	680	0	17-Oct-23	1	A Smith	680	0	17-Oct-23
1	L Pateman	679	1	17-Oct-23	1	S Goodlip	679	1	17-Oct-23	1	S Goodlip	679	1	17-Oct-23	1	S Goodlip	679	1	17-Oct-23
1	S Goodlip	677	3	12-Sep-23	1	A Turnbull	675	5	08-Aug-23	1	L Pateman	678	2	03-Oct-23	1	L Pateman	674	6	25-Jul-23
1	N Sismey	672	8	25-Jul-23	1	L Pateman	674	6	25-Jul-23	1	N Sismey	672	8	25-Jul-23	1	N Sismey	673	7	25-Jul-23
1	A Turnbull	671	9	25-Jul-23	1	N Sismey	673	7	25-Jul-23	1	C Bowles	669	11	18-Jul-23	1	S Smith	671	9	25-Jul-23
1	P Rees	661	19	21-Feb-23	1	S Smith	671	9	25-Jul-23	1	D Garbett	657	23	13-Dec-22	1	D Garbett	657	23	13-Dec-22
1	C Bowles	647	33	09-Aug-22	1	P Rees	665	15	02-May-23	1	A Turnbull	625	55	19-Oct-22	1	C Bowles	653	27	08-Nov-22
1	D Garbett	625	55	19-Oct-21	1	R Litherland	652	28	18-Oct-22	1	L Smith	591	89	23-Feb-19	1	P Rees	649	31	27-Sep-22
1	L Smith	591	89	23-Feb-19	1	D Garbett	611	69	29-Oct-19	1	G Peach	565	115	24-Feb-18	1	A Turnbull	635	45	22-Feb-22
1	G Peach	565	115	24-Feb-18	1	L Smith	566	114	24-Feb-18	1	P Rees	497	183	30-Jun-15	1	L Smith	579	101	04-Sep-18
2	A Woodhouse	674	6	25-Jul-23	1	G Peach	537	143	25-Feb-17	2	R Litherland	624	56	28-Sep-21	1	G Peach	565	115	24-Feb-18
2	R Litherland	624	56	28-Sep-21	2	C Bowles	600	80	09-Jul-19	4	L Bowles	675	5	08-Aug-23	2	R Litherland	624	56	28-Sep-21
4	D Hughes-Dowd	658	22	13-Dec-22	3	L Blacker	673	7	25-Jul-23	4	S Smith	671	9	25-Jul-23	3	L Blacker	674	6	25-Jul-23
4	D Turnbull	658	22	13-Dec-22	3	A Woodhouse	672	8	25-Jul-23	4	L Blacker	658	22	13-Dec-22	3	A Woodhouse	672	8	25-Jul-23
4	L Blacker	650	30	27-Sep-22	3	D Turnbull	527	153	13-Sep-16	4	D Turnbull	564	116	24-Feb-18	4	L Bowles	674	6	25-Jul-23
5	S Smith	671	9	25-Jul-23	4	L Bowles	674	6	25-Jul-23	4	A Holliday	90	590	11-NOV-97	4	S Gray	672	8	25-Jul-23
5	S Gray	627	53	09-Nov-21	4	S Gray	672	8	25-Jul-23	5	A Woodhouse	674	6	25-Jul-23	5	D Latham	596	84	09-Apr-19
6	L Bowles	669	11	18-Jul-23	4	J Woodhouse	563	117	24-Feb-18	5	D Hughes-Dowd	679	1	17-Oct-23	5	D Turnbull	596	84	09-Apr-19
6	J Litherland	485	195	21-Feb-15	5	D Latham	672	8	25-Jul-23	6	D Latham	671	9	25-Jul-23	5	A Holliday	144	536	11-Jul-00
6	A Holliday	255	425	23-Aug-05	6	R Lawson	530	150	18-Oct-16	6	JJ Hughes-Dowd	670	10	18-Jul-23	6	J Litherland	563	117	24-Feb-18
7	H Smith	672	8	25-Jul-23	6	A Holliday	238	442	12-Oct-04	6	H Smith	658	22	13-Dec-22	6	R Lawson	530	150	18-Oct-16
7	M Dutton	649	31	27-Sep-22	7	JJ Hughes-Dowd	673	7	25-Jul-23	6	J Lawson	650	30	27-Sep-22	7	JJ Hughes-Dowd	673	7	25-Jul-23
7	R Lawson	629	51	30-Nov-21	7	J Lawson	650	30	27-Sep-22	6	S Gray	635	45	22-Feb-22	8	H Smith	657	23	13-Dec-22
8	JJ Hughes-Dowd	674	6	25-Jul-23	8	H Smith	657	23	13-Dec-22	6	J Litherland	616	64	11-Feb-20	8	J Lawson	650	30	27-Sep-22
8	J Lawson	650	30	27-Sep-22	8	M Dutton	649	31	27-Sep-22	7	M Dutton	672	8	25-Jul-23	8	M Dutton	647	33	09-Aug-22
10	A Thompson	646	34	28-Jun-22	11	D Hughes-Dowd	667	13	23-May-23	8	R Lawson	530	150	18-Oct-16	9	D Hughes-Dowd	680	0	17-Oct-23
11	A Stevenson	658	22	13-Dec-22	13	A Stevenson	679	1	17-Oct-23	10	A Stevenson	677	3	12-Sep-23	10	A Stevenson	667	13	23-May-23
14	L Haymes	677	3	12-Sep-23	13	L Haymes	677	3	12-Sep-23	12	A Thompson	644	36	07-Jun-22	11	A Thompson	655	25	29-Nov-22
1	L Bowles	680	0	17-Oct-23	1	L Bowles	680	0	17-Oct-23	1	JJ Hughes-Dowd	680	0	17-Oct-23	1	L Bowles	680	0	17-Oct-23
1	JJ Hughes-Dowd	679	1	17-Oct-23	1	JJ Hughes-Dowd	679	1	17-Oct-23	1	J Lawson	678	2	03-Oct-23	1	JJ Hughes-Dowd	679	1	17-Oct-23
1	E Woodhouse	674	6	25-Jul-23	1	J Woodhouse	673	7	25-Jul-23	1	L Bowles	676	4	08-Aug-23	1	H Smith	678	2	03-Oct-23
1	J Woodhouse	672	8	25-Jul-23	1	H Smith	657	23	13-Dec-22	1	H Smith	675	5	08-Aug-23	1	J Woodhouse	673	7	25-Jul-23
1	J Smith	658	22	13-Dec-22	1	J Lawson	656	24	29-Nov-22	1	J Woodhouse	674	6	25-Jul-23	1	J Lawson	656	24	29-Nov-22
1	J Lawson	656	24	29-Nov-22	1	E Doyle	649	31	27-Sep-22	1	E Woodhouse	674	6	25-Jul-23	1	E Doyle	649	31	27-Sep-22
2	E Doyle	660	20	31-Jan-23	1	J Thompson	640	40	26-Apr-22	2	E Doyle	646	34	28-Jun-22	2	J Thompson	636	44	22-Feb-22
2	J Thompson	636	44	22-Feb-22	2	T Stevenson	653	27	08-Nov-22	2	J Thompson	636	44	22-Feb-22	3	T Stevenson	670	10	18-Jul-23
3	T Stevenson	661	19	21-Feb-23	4	E Woodhouse	671	9	25-Jul-23	4	T Stevenson	659	21	10-Jan-23	5	E Woodhouse	663	17	14-Mar-23

Distance Covered In DHORC Club Championship 2023

Pos	Competitor	Class	Laps	Feet	Feet / Race	Miles	Races
1	S Goodlip	A	1,957.2	193,560	2,390	36.7	81
2	P Rees	A	1,849.0	183,900	2,114	34.8	87
3	N Sismey	A	1,820.2	178,624	2,152	33.8	83
4	L Pateman	A	1,768.5	173,668	2,347	32.9	74
5	A Smith	A	1,699.5	166,651	2,381	31.6	70
6	L Blacker	A	1,675.4	165,749	1,905	31.4	87
7	A Turnbull	A	1,521.8	154,875	2,212	29.3	70
8	JJ Hughes-Dowd	J	1,476.7	146,411	1,853	27.7	79
9	D Turnbull	A	1,422.3	141,040	2,015	26.7	70
10	G Peach	A	1,404.1	135,880	2,192	25.7	62
11	C Bowles	A	1,359.7	134,841	2,211	25.5	61
12	L Bowles	J	1,323.7	133,472	1,963	25.3	68
13	R Litherland	A	1,371.5	130,286	2,208	24.7	59
14	S Gray	A	1,221.9	120,319	1,851	22.8	65
15	D Hughes-Dowd	A	1,138.1	115,300	1,624	21.8	71
16	J Woodhouse	J	1,006.1	100,670	1,624	19.1	62
17	A Woodhouse	A	988.9	98,724	1,702	18.7	58
18	A Stevenson	A	1,009.0	98,591	1,860	18.7	53
19	D Latham	A	937.7	96,480	1,754	18.3	55
20	T Stevenson	J	876.9	85,852	1,363	16.3	63
21	H Smith	J	702.4	69,424	1,693	13.1	41
22	S Smith	A	674.2	67,258	1,681	12.7	40
23	E Woodhouse	J	651.4	65,378	1,090	12.4	60
24	R Lawson	A	647.0	59,727	1,614	11.3	37
25	J Thompson	A	527.1	51,313	1,655	9.7	31
26	J Lawson	J	543.0	49,907	1,560	9.5	32
27	JJ Hughes-Dowd	A	454.5	45,999	2,000	8.7	23
28	A Thompson	A	464.9	45,722	1,759	8.7	26
29	L Smith	A	413.8	40,684	1,695	7.7	24
30	M Dutson	A	313.2	30,207	1,373	5.7	22
31	H Smith	A	294.9	29,820	1,988	5.6	15
32	L Bowles	A	254.1	26,171	2,013	5.0	13
33	D Garbett	A	199.0	21,106	2,111	4.0	10
34	J Lawson	A	212.1	19,349	1,759	3.7	11
35	L Haymes	A	179.2	16,111	1,611	3.1	10
36	E Doyle	J	145.9	15,513	1,724	2.9	9
37	A Holliday	A	127.3	12,539	2,090	2.4	6
38	J Litherland	A	116.9	9,274	1,855	1.8	5
Pos	Competitor	Class	34,749.1	3,430,393.7	1,868.2	649.7	1,793

Next Circuit

Nashville



Where Do We Race Next?

What Are The Records?

Who Has Been On The Podium?

Circuit History

The **Nashville Street Circuit** measures 2.17 miles (3.49 km) and includes 11 turns. Running adjacent to Nissan Stadium, the circuit's most notable feature is its 3,578-foot (1,091 m) straightaway across the Korean War Veterans Memorial Bridge, which spans the Cumberland River. The bridge layout makes the track the only one on the IndyCar circuit and one of the few in the world to cross a significant body of water.

The Music City Grand Prix became the first new street circuit race for the IndyCar Series since the Grand Prix of Houston in 2013. It also became Nashville's first IndyCar race since the Indy 200 was held at Nashville Superspeedway between 2001 and 2008. The Music City Grand Prix was scheduled as the sixth street circuit race of the 2021 season, joining the doubleheader at Detroit along with races at Long Beach, St. Petersburg, and Toronto.

Round 9		Nashville (USA)			Rounds 23&24		
Previous Results							
	Adults		1st	2nd	3rd		
DHORC 635 F1	22-Feb 2022	103' 6"	A Turnbull	N Sismey	P Rees		
DHORC 636 GC	22-Feb 2022	103' 6"	A Smith	L Pateman	R Litherland		
DHORC 667 F1	23-May 2023	103' 6"	L Pateman	A Turnbull	S Goodlip		
DHORC 681 F1	14-Nov 2023	103' 6"					
DHORC 682 GC	14-Nov 2023	103' 6"					
	Juniors		1st	2nd	3rd		
DHORC 635 F1	22-Feb 2022	103' 6"	L Bowles	J Thompson			
DHORC 636 GC	22-Feb 2022	103' 6"	L Bowles	J Thompson			
DHORC 667 F1	23-May 2023	103' 6"	JJ Hughes-Dowd	J Woodhouse	J Thompson		
DHORC 681 F1	14-Nov 2023	103' 6"					
DHORC 682 GC	14-Nov 2023	103' 6"					

Circuit Records		Lap Length 103' 6"	
Qualifying			
F1/GC	L Pateman	23May23	99.9 Laps
F1	A Turnbull	22Feb22	42.9 Laps
GC	L Pateman	22Feb22	58.5 Laps
Fastest Laps			
F1	A Smith	22Feb22	6.99 secs
GC	L Pateman	22Feb22	5.11 secs
Race Laps			
F1	A Turnbull	22Feb22	24.4 Laps
GC	L Pateman	22Feb22	31.2 Laps
Final Points			
5.0 Points	P Rees	22Feb22	

The diagram shows the Nashville Street Circuit layout with 11 turns numbered 1 through 11. Power inputs are marked at 1.8, 1.5, 1.2, and 0.9. The Music City logo is also present.

DHORC 681 & 682

Nashville Best Off Chart 1

Qualifying Combined					Final Points			
Pos	Adult	Laps	MPH	Date	Pos	Adult	Pts	Date
1	L Pateman	99.9	9.791	23-May-23	1	P Rees (M)	5.0	22-Feb-22
2	S Goodlip (M)	95.1	9.321	23-May-23	2	A Turnbull	4.5	22-Feb-22
3	A Turnbull	93.0	9.115	23-May-23	2	G Peach (M)	4.5	23-May-23
4	N Sismey (M)	91.0	8.919	23-May-23	4	D Hughes-Dowd	3.5	23-May-23
5	C Bowles	85.8	8.409	23-May-23	5	D Garbett (M)	3.0	22-Feb-22
6	P Rees (M)	85.6	8.390	23-May-23	5	C Bowles	3.0	22-Feb-22
7	R Litherland	83.8	8.213	23-May-23	5	L Blacker	3.0	23-May-23
8	G Peach (M)	82.4	8.076	23-May-23	8	A Smith (M)	2.0	22-Feb-22
9	D Turnbull	78.1	7.655	23-May-23	8	L Pateman	2.0	23-May-23
10	L Blacker	78.0	7.645	23-May-23	10	N Sismey (M)	1.5	22-Feb-22
11	JJ Hughes-Dowd	72.9	7.145	23-May-23	10	D Edwards	1.5	22-Feb-22
12	A Stevenson	71.9	7.047	23-May-23	10	S Gray (M)	1.5	23-May-23
13	A Woodhouse	68.6	6.724	23-May-23	10	D Turnbull	1.5	23-May-23
14	D Latham	68.1	6.675	23-May-23	14	R Litherland	1.0	22-Feb-22
15	S Gray (M)	68.0	6.665	23-May-23	14	C Cooper	1.0	22-Feb-22
16	S Smith	67.7	6.635	23-May-23	14	S Goodlip (M)	1.0	23-May-23
17	D Hughes-Dowd	66.4	6.508	23-May-23	14	JJ Hughes-Dowd	1.0	23-May-23
18	A Thompson	65.7	6.439	23-May-23	14	S Smith	1.0	23-May-23
19	H Smith	65.5	6.420	23-May-23	19	D Latham	0.5	23-May-23
20	A Smith (M)	N/A	N/A	N/A	19	H Smith	0.5	23-May-23
20	C Cooper	N/A	N/A	N/A	21	A Thompson	0.0	22-Feb-22
20	D Edwards	N/A	N/A	N/A	21	A Stevenson	0.0	23-May-23
20	R Lawson	N/A	N/A	N/A	21	A Woodhouse	0.0	23-May-23
Pos	Junior	Laps	MPH	Date	Pos	Junior	Pts	Date
1	JJ Hughes-Dowd	72.9	7.145	23-May-23	1	J Thompson	3.0	23-May-23
2	H Smith	65.5	6.420	23-May-23	2	L Bowles	2.0	22-Feb-22
3	J Woodhouse	60.8	5.959	23-May-23	2	JJ Hughes-Dowd	2.0	23-May-23
4	J Thompson	59.4	5.822	23-May-23	4	J Woodhouse	1.5	23-May-23
5	T Stevenson	50.5	4.950	23-May-23	4	T Stevenson	1.5	23-May-23
6	E Woodhouse	44.2	4.332	23-May-23	6	E Woodhouse	1.0	23-May-23
7	L Bowles	N/A	N/A	N/A	7	H Smith	0.5	23-May-23

Nashville Best Off Chart 2 - F1

Qualifying					Fastest Laps					Race Laps				
Pos	Adult	Laps	MPH	Date	Pos	Adult	Time	MPH	Date	Pos	Adult	Laps	MPH	Date
1	A Turnbull	42.9	8.409	22-Feb-22	1	A Smith (M)	6.99	10.096	22-Feb-22	1	A Turnbull	24.4	9.566	22-Feb-22
2	N Sismey (M)	42.6	8.351	22-Feb-22	2	A Turnbull	7.07	9.981	22-Feb-22	2	L Pateman	23.0	9.017	23-May-23
3	A Smith (M)	42.5	8.331	22-Feb-22	3	L Pateman	7.11	9.925	23-May-23	3	P Rees (M)	22.6	8.860	22-Feb-22
4	G Peach (M)	40.3	7.900	22-Feb-22	4	S Goodlip (M)	7.24	9.747	23-May-23	4	N Sismey (M)	22.4	8.782	22-Feb-22
5	L Pateman	39.2	7.684	22-Feb-22	5	C Bowles	7.43	9.498	22-Feb-22	5	A Smith (M)	21.9	8.586	22-Feb-22
6	R Litherland	39.0	7.645	22-Feb-22	6	P Rees (M)	7.58	9.310	22-Feb-22	6	D Garbett (M)	21.3	8.351	22-Feb-22
7	P Rees (M)	38.3	7.508	22-Feb-22	7	S Gray (M)	7.68	9.189	22-Feb-22	7	C Bowles	21.1	8.272	22-Feb-22
8	S Gray (M)	37.0	7.253	22-Feb-22	8	G Peach (M)	7.70	9.165	22-Feb-22	8	G Peach (M)	20.6	8.076	22-Feb-22
9	C Bowles	35.7	6.998	22-Feb-22	8	D Edwards	7.70	9.165	22-Feb-22	9	S Goodlip (M)	20.5	8.037	23-May-23
10	D Edwards	35.3	6.920	22-Feb-22	10	D Garbett (M)	7.78	9.070	22-Feb-22	10	D Edwards	20.4	7.998	22-Feb-22
11	D Garbett (M)	32.4	6.351	22-Feb-22	11	N Sismey (M)	7.81	9.036	22-Feb-22	11	R Litherland	19.7	7.723	22-Feb-22
12	C Cooper	31.6	6.194	22-Feb-22	12	C Cooper	7.83	9.013	22-Feb-22	11	S Gray (M)	19.7	7.723	22-Feb-22
13	L Blacker	31.5	6.175	22-Feb-22	13	R Litherland	7.86	8.978	22-Feb-22	13	D Turnbull	18.8	7.370	23-May-23
14	A Thompson	29.2	5.724	22-Feb-22	14	L Blacker	7.99	8.832	23-May-23	14	A Stevenson	18.7	7.331	23-May-23
15	A Stevenson	N/A	N/A	N/A	15	A Woodhouse	8.05	8.766	23-May-23	15	D Hughes-Dowd	18.5	7.253	23-May-23
15	A Woodhouse	N/A	N/A	N/A	16	H Smith	8.22	8.585	23-May-23	16	JJ Hughes-Dowd	18.4	7.214	23-May-23
15	D Hughes-Dowd	N/A	N/A	N/A	17	D Turnbull	8.30	8.502	23-May-23	17	A Woodhouse	17.8	6.978	23-May-23
15	D Latham	N/A	N/A	N/A	18	JJ Hughes-Dowd	8.34	8.461	23-May-23	18	C Cooper	17.7	6.939	22-Feb-22
15	D Turnbull	N/A	N/A	N/A	19	D Hughes-Dowd	8.55	8.254	23-May-23	19	D Latham	17.1	6.704	23-May-23
15	H Smith	N/A	N/A	N/A	20	A Stevenson	8.69	8.121	23-May-23	20	L Blacker	16.1	6.312	22-Feb-22
15	JJ Hughes-Dowd	N/A	N/A	N/A	21	S Smith	8.72	8.093	23-May-23	21	A Thompson	15.9	6.234	22-Feb-22
15	S Goodlip (M)	N/A	N/A	N/A	22	D Latham	8.79	8.028	23-May-23	22	S Smith	15.7	6.155	23-May-23
15	S Smith	N/A	N/A	N/A	23	A Thompson	8.96	7.876	23-May-23	23	H Smith	15.0	5.881	23-May-23
Pos	Junior	Laps	MPH	Date	Pos	Junior	Time	MPH	Date	Pos	Junior	Laps	MPH	Date
1	L Bowles	35.0	6.861	22-Feb-22	1	H Smith	8.22	8.585	23-May-23	1	L Bowles	19.0	7.449	22-Feb-22
2	J Thompson	26.9	5.273	22-Feb-22	2	L Bowles	8.56	8.244	22-Feb-22	2	JJ Hughes-Dowd	18.5	7.253	23-May-23
3	E Woodhouse	N/A	N/A	N/A	3	JJ Hughes-Dowd	8.57	8.234	23-May-23	3	J Thompson	16.0	6.273	23-May-23
3	H Smith	N/A	N/A	N/A	4	J Woodhouse	8.93	7.902	23-May-23	4	J Woodhouse	15.3	5.998	23-May-23
3	J Woodhouse	N/A	N/A	N/A	5	J Thompson	9.16	7.704	23-May-23	5	H Smith	15.0	5.881	23-May-23
3	JJ Hughes-Dowd	N/A	N/A	N/A	6	E Woodhouse	10.12	6.973	23-May-23	6	T Stevenson	14.3	5.606	23-May-23
3	T Stevenson	N/A	N/A	N/A	7	T Stevenson	10.35	6.818	23-May-23	7	E Woodhouse	12.3	4.822	23-May-23



Nashville Best Off Chart 3 - GC

Qualifying					Fastest Laps					Race Laps				
Pos	Adult	Laps	MPH	Date	Pos	Adult	Time	MPH	Date	Pos	Adult	Laps	MPH	Date
1	L Pateman	58.5	11.467	22-Feb-22	1	L Pateman	5.11	13.810	22-Feb-22	1	L Pateman	31.2	12.232	22-Feb-22
2	A Smith (M)	57.0	11.173	22-Feb-22	2	A Smith (M)	5.16	13.676	22-Feb-22	2	A Smith (M)	30.6	11.997	22-Feb-22
3	R Litherland	52.3	10.252	22-Feb-22	3	D Garbett (M)	5.60	12.601	22-Feb-22	3	S Goodlip (M)	28.5	11.173	23-May-23
4	N Sismey (M)	51.8	10.154	22-Feb-22	4	S Goodlip (M)	5.61	12.579	23-May-23	4	D Garbett (M)	27.9	10.938	22-Feb-22
5	D Garbett (M)	51.3	10.056	22-Feb-22	5	R Litherland	5.66	12.468	22-Feb-22	5	A Turnbull	27.5	10.781	22-Feb-22
6	G Peach (M)	49.8	9.762	22-Feb-22	6	A Turnbull	5.75	12.273	23-May-23	6	P Rees (M)	26.9	10.546	22-Feb-22
7	A Turnbull	49.6	9.723	22-Feb-22	7	C Bowles	5.88	12.001	22-Feb-22	6	N Sismey (M)	26.9	10.546	23-May-23
8	P Rees (M)	48.8	9.566	22-Feb-22	8	N Sismey (M)	5.93	11.900	22-Feb-22	8	R Litherland	26.8	10.507	23-May-23
9	D Edwards	47.5	9.311	22-Feb-22	9	C Cooper	5.97	11.820	22-Feb-22	9	C Bowles	26.3	10.311	22-Feb-22
10	C Bowles	43.8	8.586	22-Feb-22	10	P Rees (M)	6.19	11.400	23-May-23	10	G Peach (M)	25.0	9.801	22-Feb-22
11	S Gray (M)	40.7	7.978	22-Feb-22	11	G Peach (M)	6.25	11.291	23-May-23	11	D Edwards	24.0	9.409	22-Feb-22
12	L Blacker	39.8	7.802	22-Feb-22	12	D Edwards	6.32	11.166	22-Feb-22	12	L Blacker	23.6	9.252	22-Feb-22
13	C Cooper	34.9	6.841	22-Feb-22	13	L Blacker	6.52	10.823	22-Feb-22	13	S Gray (M)	22.4	8.782	22-Feb-22
14	A Thompson	34.0	6.665	22-Feb-22	14	S Gray (M)	6.98	10.110	22-Feb-22	14	D Turnbull	22.0	8.625	23-May-23
15	A Stevenson	N/A	N/A	N/A	15	D Turnbull	7.02	10.052	23-May-23	15	A Stevenson	21.0	8.233	23-May-23
15	A Woodhouse	N/A	N/A	N/A	16	A Stevenson	7.13	9.897	23-May-23	16	JJ Hughes-Dowd	20.9	8.194	23-May-23
15	D Hughes-Dowd	N/A	N/A	N/A	17	A Thompson	7.15	9.870	22-Feb-22	17	A Thompson	19.7	7.723	23-May-23
15	D Latham	N/A	N/A	N/A	18	JJ Hughes-Dowd	7.30	9.667	23-May-23	18	A Woodhouse	19.6	7.684	23-May-23
15	D Turnbull	N/A	N/A	N/A	19	H Smith	7.36	9.588	23-May-23	19	C Cooper	19.4	7.606	22-Feb-22
15	H Smith	N/A	N/A	N/A	20	S Smith	7.56	9.334	23-May-23	20	S Smith	19.2	7.527	23-May-23
15	JJ Hughes-Dowd	N/A	N/A	N/A	21	A Woodhouse	7.72	9.141	23-May-23	21	D Latham	18.7	7.331	23-May-23
15	S Goodlip (M)	N/A	N/A	N/A	22	D Hughes-Dowd	7.81	9.036	23-May-23	22	H Smith	18.5	7.253	23-May-23
15	S Smith	N/A	N/A	N/A	23	D Latham	7.91	8.921	23-May-23	23	D Hughes-Dowd	18.3	7.174	23-May-23
Pos	Junior	Laps	MPH	Date	Pos	Junior	Time	MPH	Date	Pos	Junior	Laps	MPH	Date
1	L Bowles	43.3	8.488	22-Feb-22	1	L Bowles	6.62	10.660	22-Feb-22	1	L Bowles	23.2	9.095	22-Feb-22
2	J Thompson	31.2	6.116	22-Feb-22	2	JJ Hughes-Dowd	7.30	9.667	23-May-23	2	JJ Hughes-Dowd	20.9	8.194	23-May-23
3	E Woodhouse	N/A	N/A	N/A	3	J Woodhouse	7.33	9.627	23-May-23	3	J Thompson	18.8	7.370	23-May-23
3	H Smith	N/A	N/A	N/A	4	H Smith	7.36	9.588	23-May-23	4	H Smith	18.5	7.253	23-May-23
3	J Woodhouse	N/A	N/A	N/A	5	J Thompson	7.70	9.165	23-May-23	5	J Woodhouse	17.4	6.822	23-May-23
3	JJ Hughes-Dowd	N/A	N/A	N/A	6	T Stevenson	9.50	7.428	23-May-23	6	T Stevenson	14.6	5.724	23-May-23
3	T Stevenson	N/A	N/A	N/A	7	E Woodhouse	11.33	6.228	23-May-23	7	E Woodhouse	12.7	4.979	23-May-23





LEXAN BODY CATALOGUE

Legends

SWB = 38mm (1.5")
between axle centres

LWB = 41mm (1.6")
between axle centres



AC Cobra
Convertible
LWB



Acura NSX
GT3 2017
LWB
30mm Clip



Alfa Romeo 155
Touring Car
LWB
29mm Clip



Alfa Romeo
BTCC
LWB
30mm Clip



Alfa Romeo
TZ3 Corsa
SWB
29mm Clip



Aston Martin
Vantage GT3
LWB



Audi
R8LMS GT3
LWB



Audi S3
BTCC
LWB
27mm Clip



Austin
Mini Cooper
SWB
28mm Clip



Bentley
Continental GT3
LWB
30mm Clip










BMW
320i Turbo Grp5
SWB
27mm Clip



BMW 1 Series
BTCC
LWB
29mm Clip








































BMW
M1
SWB
30mm Clip
















			
BMW M3 GT2 LWB 27mm Clip	BMW Z4 GT3 LWB	BMW Z8 Convertible LWB 30mm Clip	Bugatti EB110 SWB 32mm Clip
			
Bugatti Veyron LWB 31mm Clip			
			
Chevrolet Nastruck LWB 30mm Clip	Chevron B19 SWB or LWB 29mm Clip	Corvette C5r GT SWB 30mm Clip	Corvette C7r GT 2017 LWB 31mm Clip
			
Corvette C8r GT3 LWB	Corvette Daytona Prototype SWB 30mm Clip	Corvette 1969 Stingray SWB 30mm Clip	
			
Datsun 240Z SWB 27mm Clip	Datsun Fairlady 2000 LWB 26mm Clip	Dodge Challenger LWB 31mm Clip	

			
Ferrari 250 gt Berlinetta Lusso SWB 30mm Clip	Ferrari 250 GTO LWB 29mm Clip	Ferrari 308 GTb LWB 28mm Clip	Ferrari 365 GTb Daytona SWB 28mm Clip
			
Ferrari 488 Gte LWB 29mm Clip	Ferrari 512 LM SWB or LWB 29mm Clip	Ferrari 575 GTc LWB 30mm Clip	Ferrari 612 Can-Am SWB 32mm Clip
			
Ferrari F40 SWB 32mm Clip	Ferrari Testarossa SWB 32mm Clip	Ford Capri SWB 30mm Clip	Ford Escort SWB 29mm Clip
			
Ford Custom Van LWB 30mm Clip	Ford Focus RS BTCC LWB 29mm Clip	Ford 2006 GT LWB 29mm Clip	Ford 2016 GT LWB Body Pins Only
			
Ford GT40 SWB 29mm Clip	Ford 2005 Mustang LWB 27mm Clip		

			
Honda Civic BTCC LWB 28mm Clip	Honda Integra LWB 28mm Clip	Honda S2000 SWB 26mm Clip	
			
Jaguar D Type LWB 30mm Clip	Jaguar XJ 220 LWB 32mm Clip	Jaguar XJR 5 (Grp 44) SWB 32mm Clip	Jaguar XJR 9 (Grp C) SWB or LWB 33mm Clip
			
Jaguar XKR GT3 LWB 30mm Clip			Koenigsegg CCX LWB 30mm Clip
			
Lamborghini Contach SWB 29mm Clip	Lamborghini Huracan GT3 LWB 32mm Clip	Lamborghini Miura Concept LWB 30mm Clip	Lamborghini Miura Jota SWB 28mm Clip
			
Lancia LC2 SWB 31mm Clip	Lotus Elise LWB 27mm Clip	Lotus Espirit LWB	Lotus Europa LWB 31mm Clip

			
Matchbox Hi-Tailer LWB 33mm Clip	Mazda 787b (Grp C) LWB 30mm Clip	Mazda RX7 SWB 27mm Clip	McLaren F1 GTr LWB
			
McLaren MP4 12C GT3 LWB 28mm Clip	Mercedes Gullwing 300SL SWB	Mercedes 300SLR LWB	Mercedes CLK GTB LWB 30mm Clip
			
Mercedes DTM Car LWB 30mm Clip	MG 6GT BTCC LWB 28mm Clip	Mini Mini Cooper LWB 27mm Clip	Morris Minor LWB 27mm Clip
			
Mustang 1967 GT 500 SWB 30mm Clip	Mustang Mach 1 SWB 30mm Clip		
			
Nascar SWB 32mm Clip	Nissan 300ZX SWB 31mm Clip	Nissan March 86G Gtp SWB or LWB 30mm Clip	Nissan R390 GT LWB 32mm Clip

			
Nissan 1989 R89C LWB 32mm Clip	Nissan 1977 Skyline GT-R LWB 27mm Clip	Nissan R32 Skyline SWB 30mm Clip	Nissan Grp C SWB 32mm Clip
			
Pagani Huayra LWB 29mm Clip	Pagini Zonda C12 LWB 30mm Clip	Panoz 1999 LMP-1 LWB 32mm Clip	Peugeot 905 Grp C SWB or LWB 31mm Clip
			
Pontiac 1977 Firebird LWB 30mm Clip	Porsche 908 SWB 29mm Clip	Porsche 910 LWB 32mm Clip	Porsche 911 GT3 SWB 27mm Clip
			
Porsche 911 Turbo RSR GT3 LWB 28mm Clip	Porsche 917 SWB or LWB 31mm Clip	Porsche 934 Turbo RSR SWB 26mm Clip	Porsche 935 Turbo SWB 28mm Clip
			
Porsche 956 Grp C SWB 31mm Clip	Porsche 959 SWB 29mm Clip	Porsche 962 Grp C LWB 32mm Clip	

			
Renault Clio Cup Car LWB 30mm Clip	Renault Clio V6 LWB 29mm Clip	Renault Megane Trophy LWB 30mm Clip	Renault RS01 GT LWB 28mm Clip
			
Saleen S7 LWB	Sauber Mercedes C11 Grp C SWB or LWB 32mm Clip	Shadow MK 11a LWB 31mm Clip	Shelby Cobra Daytona Coupe SWB 31mm Clip
			
Subaru Levorg BTCC LWB 28mm Clip			
			
Toyota 88C-V Grp C SWB or LWB 32mm Clip	Toyota GT-One LWB	Triumph TR7 LWB 28mm Clip	TVR Sagaris LWB
			
Wiesmann GT MF5 SWB or LWB			Zakspeed Grp 5 Capri SWB or LWB 30mm Clip

Where is DHORC?

Derby HO Racing Club 

www.dhorc.co.uk

dhorc



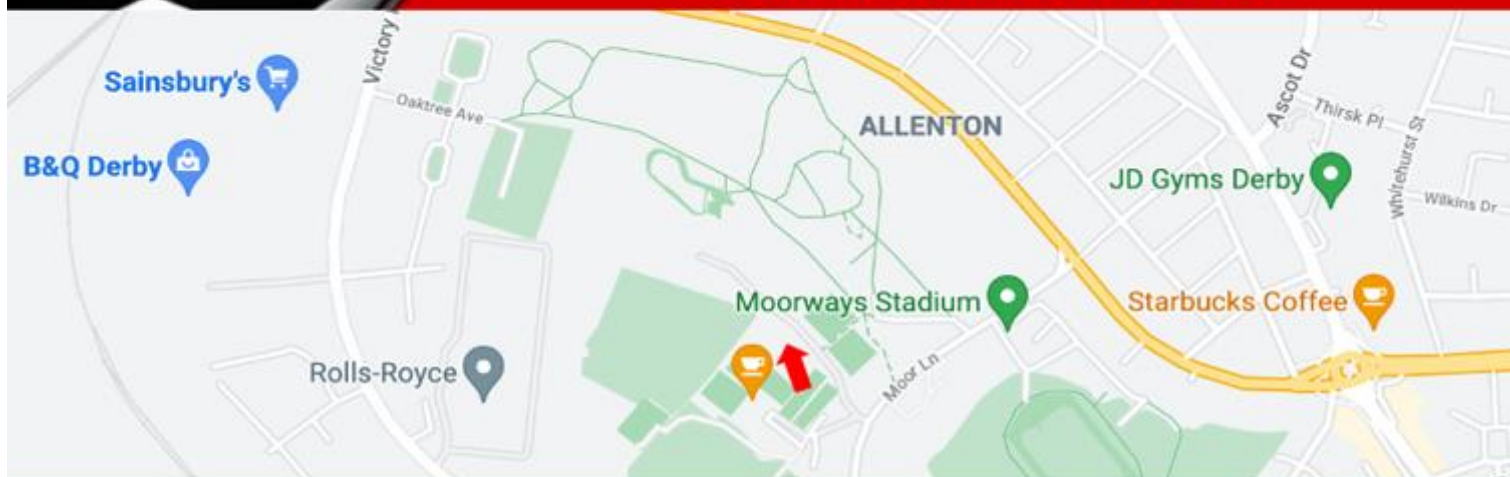
Home of HO Le Mans

TOMY AFX
TYCO

Derby H:O Racing Club
A Record Breaking Club



www.dhorc.co.uk



DHORC's Club Room



Derby Leisure Ltd Table Tennis Room

Derby Leisure Ltd,
Moor Lane, Allenton
Derby, DE24 9HY

Derby HO Racing Club 

dhorc

Home of HO Le Mans

Carrera
DIGITAL

Nick Sismey
sismey80@hotmail.co.uk
07984 339192