

Visit [dhorc.co.uk](http://dhorc.co.uk) or Find us on **facebook**

Derby HO Racing Club 

[www.dhorc.co.uk](http://www.dhorc.co.uk)

# dhorc

Home of HO Le Mans

TOMY AFX  
TYCO

Club Night

682

Round 24

Nashville – GC

14Nov23



*Simon closes in on  
5<sup>th</sup> Championship*

## ADULTS

- 01 A SMITH
- 02 S GOODLIP
- 03 C BOWLES

## JUNIORS

- 01 L BOWLES
- 02 JJ HUGHES-DOWD
- 03 J WOODHOUSE

**This Week:** Simon, Masters Champ - RSOC National Day '24 Mallory Park

## History and Key Facts

### HO Club founded on 7 July 1992

- DHORC: Derby HO Racing Club ("HO" Is The Scale = 1/64th)
- Section of Derby Leisure Limited, open to all!
- Home of world famous international Le Mans 24 Hour race.
- Smaller scale version of Scalextric, once set up works all night!
- Four and Eight lane circuits
- Computerised timing
- Statistics for every meeting and every member since July 1992
- Over 20 race meetings each year
- 50+ circuit designs, up to 567 feet in length
- Eight-lane routed DHORCingham oval
- Two car categories – Tyco open wheel (F1)  
– Tomy SGP, BSRT, VSR enclosed wheel (GC)



### Carrera Digital Club 1<sup>st</sup> race 18 January 2022

- 1/32<sup>nd</sup> Carrera Digital GT Cars
- 13 Evenings a year, minimum 3x15-minute races per driver per evening.
- 6 circuits, 2 evenings per circuit + Le Mans
- Full computerised timing and stats through SmartRace App



## The Club Nights and Magazine Coverage

### HO

- Racing starts between 18:45 and 19:00 hours – Finished by 21:30 hours
- Minimum of four 3-minute qualifying races & up to two Finals (F1 & GC) for each member
- Championship points for all members
- Magazine produced for every single meeting and covering every track statistic

### Carrera Digital

- Racing starts between 18:00 and 18:15 hours – Finished by 21:30 hours
- Magazine produced after each evening
- Championship points for all members

- Rules & regulations booklet covering all the DHORC rules produced each year
- Great family atmosphere, a help-all culture

### Membership Fees, Car Costs and Prizes

- Adult £30 and junior (under 16) £15 for HO & Carrera, £40/£20 combined
- Only £50 Total expenditure for two cars HO Cars, £65 one Carrera
- All cars and spares can be bought at club
- Adult, Masters (over 56), Junior (16 & under) HO championships





# Editorial 682



**Our new Masters Champion Simon Goodlip** may have only taken fourth in the GC 'A' Final but that was good enough for him to take his first Masters Championship (See Page 5). Congratulations Simon.

Congratulations also to **Angus Smith** for taking both the Adults and Masters win, going one up in Adult wins and equalling Simon on Master wins. The same goes to our double Junior Champion **Lewis Bowles** who took his 15<sup>th</sup> win of the year!

Three Championships will now be decided at Donington Park on 28Nov23, the Adults, the Adult Final Challenge and the Junior Final Challenge. Exciting times ahead.

Looking forward to closing out our 32<sup>nd</sup> season in style.



Nick Sismey



Front Cover: Our top three Adult racers, Angus Smith, Lee Pateman & Simon Goodlip

Derby HO Racing Club		Committee...2023		Derby HO Racing Club	
www.dhorc.co.uk				www.dhorc.co.uk	
Chairman / Treasurer	Nick Sismey	M 07984 339 192		sismey80@hotmail.co.uk	
Vice Chairman	Phil Rees	M 07912 378 652		dhorcman.p.r@ntlworld.com	
Secretary	Laura Edwards	M 07501 217 254		laurabubbles07@hotmail.co.uk	
Spares	Geoff Peach	M 07443 585 902		geoff@geoffpeach.com	
Race Control	Liam Smith	M 07477 698 158		liam-smith-93@hotmail.co.uk	
Race Control	Darryn Mutch	M 07954 741 677		darrynmutch@live.co.uk	
Scrutineer	Dean Garbett	M 07964 854 084		garbettd@sky.com	
Carrera Digital Scrutineer	Angus Smith	M 07591 813 431		angus@angussmith500.plus.com	
Carrera Digital	John Lamb	M 07758 917 497		john.lamb22@ntlworld.com	
Carrera Digital	Steve White	M 07859 999 480		wslotcarsteve@gmail.com	

DL&EV SLOT CAR MAGAZINE IS PUBLISHED AND COPYRIGHT 2023 BY DHORC, AND NO PORTION MAY BE REPRODUCED OR TRANSMITTED WITHOUT WRITTEN PERMISSION, AND MAY CONTAIN ARTICLES AND GRAPHICS REPRINTED WITH THE PERMISSION OF THE ORIGINAL COPYRIGHT HOLDER, WHO RETAINS ALL RIGHTS,

# Contents .....682

Page	Details
003	Editorial
004	Contents
005	News & Views Including..... 1. Acknowledgements 2. Simon Goodlip takes 1st Masters title at 1st attempt! 3. RS Owners Club National Day - 21Jul24
006	2023 Calendar
008	2023 Winners & Continuous Club Night Attendance Records
009	DHORC Official Clothing
010	Slot Cars & Spares
011	Razorlite Lexans HO
012	Race Report — Nashville GC — 14 November 2023 - Round 24 of 26 Including..... Page 21 - Race Results Page 27 - Best Results Page 35 - Championship Tables
043	Members' Statistics
057	Next Circuit - Donington Park — 28 November 2023 - Rounds 25 & 26 of 26
062	Razorlite Lexans HO Catalogue



**SLOT CARSDIRECT**  
UK's HO 1/64th Slot Car Specialist  
We specialize in Tomy AFX, Viper Scale Racing  
and Bulldog Racing Products.

**AFX**  
RACING

**Viper Scale Racing**

**News & Views.....682**

**1. Acknowledgements for DHORC 682**

<b>Phil Rees</b>	Parc Ferme & Everything Else	<b>Lee Pateman</b>	Marshalling & PA
<b>John Lamb</b>	Tables	<b>Geoff Peach</b>	Spares & Marshalling
<b>Angus Smith</b>	Setting Up, Marshalling & PA	<b>Jeffrey Clifton</b>	Marshalling
<b>Stuart Gray</b>	Marshalling & PA	<b>Roy Masters</b>	Marshalling
<b>Dan Turnbull</b>	RC, Marshalling & PA	<b>Harry Smith</b>	Marshalling & PA
<b>Lewis Blacker</b>	PF, RC, Marshalling & PA	<b>Andrew Woodhouse</b>	Marshalling
<b>Simon Goodlip</b>	RC, Marshalling & PA	<b>Jenson Woodhouse</b>	Marshalling
<b>JJ Hughes-Dowd</b>	Marshalling & PA	<b>Dan Hughes-Dowd</b>	Marshalling & PA
<b>Denis Latham</b>	Marshalling	<b>Lewis Bowles</b>	Marshalling
<b>Steve Smith</b>	Marshalling & PA	<b>Chris Bowles</b>	Marshalling & PA

**2. Simon Goodlip takes 1<sup>st</sup> Masters title at 1<sup>st</sup> attempt!**

**Simon Goodlip** became our fifth Masters Champion at DHORC 682 in his first year as a Master (Racers become a Master the year after turning 56). He follows in the footsteps of **Geoff Peach (6)**, **Dean Garbett (1)**, **Phil Rees (1)** and **Angus Smith (2)**. He currently sits on 11 wins in 2023 alongside Angus but thanks to better lower positions he cannot now be beaten to the title. Congratulations Simon.



Derby HO Racing Club		Calendar 2023			Derby HO Racing Club		
Day	Date	Location	Round	Round	Track		
Tuesday	10-Jan	Table Tennis Room	1	(F1)	Miami (NEW)		
Thu-Sun	12-15-Jan	NEC	Corporate		Autosport International Racing Car Show		
Tuesday	31-Jan	Table Tennis Room	2	(GC)	Interlagos		
Saturday	04-Feb	Lockington Village Hall	Corporate		Charity Event		
Tuesday	21-Feb	Table Tennis Room	3	(F1) 4 (GC)	Cadwell Park		
Tuesday	14-Mar	Table Tennis Room	5	(F1)	Monaco		
Tuesday	04-Apr	Table Tennis Room	6	(GC)	Long Beach		
Sat/Sun	29/30Apr	Donington Park (G)	Corporate		Donington Historic Festival		
Tuesday	02-May	Table Tennis Room	7	(F1) 8 (GC)	Zandvoort		
Wednesday	03-May	Table Tennis Room	Corporate		ALTEN		
Tuesday	23-May	Table Tennis Room	9	(F1)	Nashville		
Sat/Sun	27/28May	Donington Park (G)	Corporate		British GT		
Tuesday	06-Jun	Table Tennis Room	Cancelled		Donington Park		
Tuesday	27-Jun	Table Tennis Room	10	(GC)	Miami		
Tuesday	18-Jul	Table Tennis Room	11	(F1) 12 (GC)	Interlagos		
Tuesday	25-Jul	Table Tennis Room	13	(F1) 14 (GC)	DHORCingham Oval (NEW)		
Tuesday	08-Aug	Table Tennis Room	15	(F1) 16 (GC)	Cadwell Park		
Sat/Sun	12/13Aug	Donington Park (LP)	Corporate		Convoy in the Park		
Sunday	20-Aug	Donington Park (G)	Corporate		Tunerfest		
Tuesday	12-Sep	Table Tennis Room	19	(F1)	Monaco		
Sunday	24-Sep	Donington Park (LP)	Corporate		Vaux Valves		
Tuesday	03-Oct	Table Tennis Room	20	(GC)	Long Beach		
Tuesday	17-Oct	Table Tennis Room	21	(F1) 22 (GC)	Zandvoort		
Tuesday	14-Nov	Table Tennis Room	23	(F1) 24 (GC)	Nashville		
Tuesday	21-Nov	Table Tennis Room			AGM		
Tuesday	28-Nov	Table Tennis Room	25	(F1) 26 (GC)	Donington Park		
(G) = Gazebo, (LP) = Launch Pad at Donington Park							
Derby HO Racing Club		Carrera DIGITAL		Derby HO Racing Club		Carrera DIGITAL	
Day	Date	Location	Rounds	Track			
Tuesday	03-Jan	Table Tennis Room	Test Night	Imola			
Tuesday	17-Jan	Table Tennis Room	1 2 3	Imola (New)			
Tuesday	07-Feb	Table Tennis Room	4 5 6	Imola			
Tuesday	14-Feb	Table Tennis Room	Test Night	Paul Ricard			
Saturday	18-Feb	Table Tennis Room	DISCA/DHORC	Sebring 3 Hours - Oxigen/Carrera GT4			
Tuesday	07-Mar	Table Tennis Room	7 8 9	Paul Ricard (New)			
Tuesday	28-Mar	Table Tennis Room	10 11 12	Paul Ricard			
Tuesday	18-Apr	Table Tennis Room	Test Night	Road Atlanta			
Tuesday	09-May	Table Tennis Room	13 14 15	Road Atlanta (New)			
Tuesday	13-Jun	Table Tennis Room	16 17 18	Road Atlanta			
Tuesday	20-Jun	Table Tennis Room	Test Night	Brands Hatch			
Tuesday	04-Jul	Table Tennis Room	19 20 21	Brands Hatch (New)			
Tuesday	01-Aug	Table Tennis Room	22 23 24/25	Brands Hatch			
Tuesday	05-Sep	Table Tennis Room	Test Night	Sakhir Outer Circuit			
Tuesday	19-Sep	Table Tennis Room	26 27 28	Sakhir			
Tuesday	10-Oct	Table Tennis Room	29 30 31/32	Sakhir			
Tuesday	31-Oct	Table Tennis Room	Test Night	Monza			
Tuesday	07-Nov	Table Tennis Room	33 34 35	Daytona Sports Car Course			
Friday	17-Nov	Table Tennis Room	Test Night 36	Le Mans			
Saturday	18-Nov	Table Tennis Room	37 38 39 40 41	Le Mans (New)			
Saturday	25-Nov	Table Tennis Room	DISCA/DHORC	Fuji 6 Hours - Oxigen/Carrera WEC			
Tuesday	12-Dec	Table Tennis Room	42 43 44	Daytona Sports Car Course			

Key: 20 or less HO racers then double finals, 21 and above then single finals

\* Could be more than three Digital Rounds on a night, depending on attendance.

Note: 75% of HO Rounds count towards DHORC Championship which equals 20

Note: 75% of Digital Rounds count towards Carrera Championship which equals 32

### 3. RS Owners Club National Day – 21Jul24

We are already looking into 2024 Corporate Events. The Chairman of the RSOC contacted us recently asking whether we could support their event at Mallory Park. They have always had the event at Donington Park (we have even run tracks in the former Paddock Suite for them) however dates there wouldn't work in 2024, so they have moved to Mallory Park. More info to follow.







**NationalDay**



**MALLORY PARK**

21ST JULY 2024



**LIVE TRACK ACTION • FAMILY FUNFAIR  
TRADE STANDS • LIVE ENTERTAINMENT  
CONCOURS COMPETITION • VISITING CLUB DISPLAYS  
XR OWNERS CLUB • RSOC LOCAL GROUP DISPLAYS**

**TICKETS FROM £12.50    TRACK FROM £175**



[WWW.NATIONALDAY.CO.UK](http://WWW.NATIONALDAY.CO.UK)

# Winners 2023

GC Qualifies on **Yellow & Red**, F1 on **Green & Blue** Lanes from Round 10

Day	Date	Rnd	Track	Final	Adults	Masters	Juniors	Wooden
Tue	10-Jan	1	Miami	F1	L Pateman	A Smith	L Bowles	A Stevenson
Tue	31-Jan	2	Interlagos	GC	A Smith	A Smith	L Bowles	A Woodhouse
Tue	21-Feb	3	Cadwell Park	F1	A Smith	A Smith	L Bowles	M Dutton
Tue	21-Feb	4	Cadwell Park	GC	S Goodlip	S Goodlip	L Bowles	M Dutton (2)
Tue	14-Mar	5	Monaco	F1	S Goodlip	S Goodlip	JJ Hughes-Dowd	A Stevenson (2)
Tue	04-Apr	6	Long Beach	GC	S Goodlip	S Goodlip	L Bowles	A Thompson
Tue	02-May	7	Zandvoort	F1	P Rees	P Rees	JJ Hughes-Dowd	A Thompson
Tue	02-May	8	Zandvoort	GC	L Pateman	S Goodlip	L Bowles	A Thompson
Tue	23-May	9	Nashville	F1	L Pateman	S Goodlip	JJ Hughes-Dowd	A Woodhouse
Tue	27-Jun	10	Miami	GC	A Smith	A Smith	L Bowles	A Thompson (4)
Tue	18-Jul	11	Interlagos	F1	S Goodlip	S Goodlip	L Bowles	A Woodhouse
Tue	18-Jul	12	Interlagos	GC	A Smith	A Smith	L Bowles	A Woodhouse
Tue	25-Jul	13	DHORCIngham	F1	S Smith	S Goodlip	J Woodhouse	R Lawson
Tue	25-Jul	14	DHORCIngham	GC	S Goodlip L Pateman	S Goodlip	L Bowles	R Lawson
Tue	25-Jul	15	DHORCIngham	F1	N Sismey	N Sismey	L Bowles J Woodhouse (2)	R Lawson
Tue	25-Jul	16	DHORCIngham	GC	L Pateman (5)	A Smith	L Bowles	R Lawson (4)
Tue	08-Aug	17	Cadwell Park	F1	A Turnbull	A Smith	JJ Hughes-Dowd	A Woodhouse
Tue	08-Aug	18	Cadwell Park	GC	A Smith	A Smith	L Bowles	A Woodhouse
Tue	12-Sep	19	Monaco	F1	S Goodlip	S Goodlip	JJ Hughes-Dowd	A Woodhouse
Tue	03-Oct	20	Long Beach	GC	A Smith	A Smith	JJ Hughes-Dowd	A Woodhouse
Tue	17-Oct	21	Zandvoort	F1	S Goodlip (7)	S Goodlip	JJ Hughes-Dowd	D Hughes-Dowd
Tue	17-Oct	22	Zandvoort	GC	A Smith	A Smith	L Bowles	A Woodhouse
Tue	14-Nov	23	Nashville	F1	C Bowles	S Goodlip (11)	JJ Hughes-Dowd (8)	A Woodhouse
Tue	14-Nov	24	Nashville	GC	A Smith (8)	A Smith (11)	L Bowles (15)	A Woodhouse (11)
Tue	28-Nov	25	Donington Park	F1				
Tue	28-Nov	26	Donington Park	GC				

## Race Winners

Adults

Angus Smith  
Adults

Masters

Angus Smith  
Masters

Juniors

Lewis Bowles  
Juniors

Wooden

Andrew Woodhouse  
Wooden

### Continuous Club Night Attendance Records

Members below have built up ten or more continuous Club Night attendances, including DHORC 681:-

Nick Sismey	231 Club Nights	Phil Rees	69	Lewis Blacker	54
JJ Hughes-Dowd	32	Simon Goodlip	24	Andrew Woodhouse	16
Jenson Woodhouse	16	Lee Pateman	12		

<b>Record Continuous Club Night Attendance</b>	Nick Sismey	231
<b>Record Continuous Evening Attendance</b>	Nick Sismey	202
<b>Record Continuous Club Night Attendance from 1<sup>st</sup> Race</b>	Martin Allsopp	131





# Official Clothing



## Polo Shirts



## Polo Shirts



## Hoodies



## Caps

Contact  
Nick Sismey

# Slot Cars & Spares



## Open Wheel (F1)



Chassis	£10.00		
Car (+ £7.5 if Painted)	£15.00		
Resin Shell (+ £7.5 if Painted)	£6.00		
Pickup Shoes (Pair)	£1.00	Bulkhead	£5.00
Pickup Springs	£0.25	Armature	£4.00
Pinion Gear	£1.00	Crown Gear	£2.00
Front Tyres (Pair)	£1.50	Rear Tyres (Pair)	£2.00
Front Axle	£2.00	Rear Axle	£3.00
Brush Springs (Pair)	£1.00	Guide Pins	£1.00
Brushes (Pair)	£1.00	Traction Magnets (Pair)	£2.00
Motor Magnets (Pair)	£2.45	Brush Tubes (Pair)	£2.00



## Enclosed Wheel (GC)

#902 G3 or VSR Chassis	£30.00	(1st one £20)	
Wet Weather V-Jet	£31.50		
Painted Lexan Body	£7.50+		
#250B G3 Pickup Shoes (Pair)	£1.00	#925 G3 Endbell	£6.00
Pickup Springs	£0.25	Armature	£4.00
#417 7T Delrin Pinion Gear	£1.00	24T Delrin Crown Gear	£2.00
SGP Black Pinion	£0.30	Spacer washer	£0.25
#950 G3 Front Tyres (Pair)	£1.50	22T VSR Crown Gear	£2.00
Front Axle, Wheels and Tyres	£4.00	Rear Tyres (Pair)	£2.00
Rear Axle and Washer	£5.50	#941 Guide Pins	£1.00
Rear Double Flanged Hubs (Pair)	£3.50	Front Wheels (Pair)	£2.00
		VSR Pro Blank Chassis	£8.50
		Front Axle, Hubs & 'O' Rings	£3.00



Updated 30Sep18



Visit our  
Facebook Page  
or the back of  
this magazine



Clear plastic bodies to suit a variety of HO  
chassis. Many not found elsewhere



# Race Report



**Round 24**  
**Nashville – GC**  
**14 November 2023**

Round 9		Nashville (USA)			Rounds 23&24		
Previous Results							
<b>Adults</b>							
				1st	2nd	3rd	
DHORC 635 F1	22-Feb	2022	103' 6"	A Turnbull	N Sismey	P Rees	
DHORC 636 GC	22-Feb	2022	103' 6"	A Smith	L Pateman	R Litherland	
DHORC 667 F1	23-May	2023	103' 6"	L Pateman	A Turnbull	S Goodlip	
DHORC 681 F1	14-Nov	2023	103' 6"	C Bowles	JJ Hughes-Dowd	L Pateman	
DHORC 682 GC	14-Nov	2023	103' 6"	A Smith	S Goodlip	C Bowles	
<b>Juniors</b>							
				1st	2nd	3rd	
DHORC 635 F1	22-Feb	2022	103' 6"	L Bowles	J Thompson		
DHORC 636 GC	22-Feb	2022	103' 6"	L Bowles	J Thompson		
DHORC 667 F1	23-May	2023	103' 6"	JJ Hughes-Dowd	J Woodhouse	J Thompson	
DHORC 681 F1	14-Nov	2023	103' 6"	JJ Hughes-Dowd	J Woodhouse	L Bowles	
DHORC 682 GC	14-Nov	2023	103' 6"	L Bowles	JJ Hughes-Dowd	J Woodhouse	
<b>Circuit Records</b>				<b>Lap Length 103' 6"</b>			
<b>Qualifying</b>							
<b>F1/GC</b>	L Pateman		23May23	99.9 Laps			
<b>F1</b>	S Goodlip		14Nov23	46.8 Laps			
<b>GC</b>	A Smith		14Nov23	59.9 Laps			
<b>Fastest Laps</b>							
<b>F1</b>	S Goodlip		14Nov23	6.50 secs			
<b>GC</b>	A Smith		14Nov23	4.85 secs			
<b>Race Laps</b>							
<b>F1</b>	A Turnbull		22Feb22	24.4 Laps			
<b>GC</b>	L Pateman		22Feb22	31.2 Laps			
<b>Final Points</b>							
<b>5.5 Points</b>	JJ Hughes-Dowd		14Nov23				



**DHORC 681 & 682**



Dan Hughes-Dowd, very proud of his 'D' Final win



Phil Rees and Lee Pateman sorting out spares for new cars as Dan Turnbull at Race Control looks on.

GC Finals ADULT REPORT GC Finals

## Angus leads win chase, Simon almost Champ!

**'A' Final** – **Angus Smith** took the lead in wins for 2023 with his eighth victory of the year to go one up on **Simon Goodlip** who needs just three points to take a record equalling fifth Championship. After his sixth place finish in the earlier F1 Club Night Angus made a mends with a perfect 50 points haul in the GC Club Night, also taking two track records off **Lee Pateman**. Now only Angus has the chance to beat Simon to the Championship, although it is a slim chance. Simon came into the 'A' through the back door by winning the 'B' Final. However his second place keeps him on target for three possible Championships, the Adults, the Masters and the DHORC Challenge. In fact, as covered below, he took the Masters so he can now concentrate on the other two, although the Challenge may be difficult!

Losing two track records to Angus wasn't the only thing fourth placed Lee lost, he also lost the chance of increasing his record Championship wins to six. If that wasn't bad enough he also missed out on a Podium place to first time winner **Chris Bowles** (the only racer to take a Podium finish in both Adult Club Nights on Tuesday) by less than a tenth. Fear not though, Lee will be back!

Angus's 59.9 laps in Qualifying and 4.85 second fastest lap beat both of Lee's records of 58.5 laps and 5.11 seconds set back on 22Feb22. However three time and current Champion, Angus will have to have all of the stars align at Donington Park, relying on there being double Finals (no bringing a group of Non Members Simon!) and taking two more perfect 50 point scores with Simon not adding to his tally! At least Lee's 11 year record of five Championships won't be beaten, Simon can only equal it!





Steve Smith's 12<sup>th</sup> in GC was his 2<sup>nd</sup> best result of the year after his DHORCingham win.



**'B' Final** – **Phil Rees** showed he clearly qualified a Final too low by winning the 'C' by a good margin and then having the audacity to keep tabs on would be 2023 Champion Simon here, losing out by a mere 0.4 laps. This meant that both he and Simon would take home 3.5 Final points to go with the 1.5 and 0.5 points respectively from the F1 Finals, placing them in second (48.0 points) and third (47.0 points) in the DHORC Final Challenge race, 1.5 points behind the leader!

**Nick Sismey** matched his friend Phil on lap time but couldn't stay with him for the full three minutes, taking sixth overall, 1.4 laps back. **Geoff Peach** matched his F1 finish with seventh, another 0.6 laps further back having graciously again agreed to qualify with the top three. The pressure must have been immense, but Geoff took it in his stride!

**'C' Final** – **Dan Hughes-Dowd** is really getting used to his GC Porsche 917 decked out in the flag of India colours. Not only did he win the 'D' Final, but he also was the closest racer to the vastly more experienced Phil. Lapping within 0.12 seconds of Mr DHORC he dropped back 1.5 laps at the flag. However this was a vast improvement for Dan, finishing eighth, three places better than his previous best of eleventh on 23May23, at the same track! His lap times through all three 3-minute GC races on the night were incredibly consistent, 6.60 seconds, 6.60 again and 6.59!

**Lewis Blacker** was seriously worrying about his DHORC Challenge lead after taking a total of 2.5 points (1.0 here for third in the 'C') to Phil's 5.0 and Simon's 4.0. Will Lewis take the risk at Donington Park and deliberately Qualify low? Could Phil and Simon do the same? Probably not Simon with the Adult Championship at stake! Lewis was 0.5 laps behind Dan in ninth while it was **Dan Turnbull's** turn to round out the top ten this time another 0.8 laps in arrears.

**'D' Final** – **JJ Hughes-Dowd** simply couldn't believe his dad had beaten him here but beat him he did fair and square by 1.4 laps despite young JJ lapping over half a second quicker! Dan will dine out in this for weeks! **Steve Smith** equalled his second best result of the year, 12<sup>th</sup>, some 1.7 laps further back. However, unlike anyone else in this Final he has a DHORC win this year, and no-one can take that away from him! **Harry Smith** made it a double dad / son Final by winning through from the 'E'. He too would be beaten by his dad this time, 1.2 laps the deficit.

This was also Harry's 20<sup>th</sup> Club Night running in the Adults, so he became the 91<sup>st</sup> Adult racer to compete in 20 or more Club Nights. Thanks for your support Harry.

**'E' Final** – **Stuart Gray** thought he had done enough to win a Final in both F1 and GC Club Nights towards the end of the 'E' only for Harry to pip him at the last second by just 0.1 laps! **Denis Latham** only took home one Final win (in F1) as well, as he took 15<sup>th</sup> this time 4.5 laps back.

Non Member **Jeffrey Clifton** found the GC cars a little more troublesome than the F1s. Running a hard bodied Club Car didn't help compared to everyone else's lexans, however the GCs do take a bit more bullying to get a quick time. I'm sure once he has his own Hesketh liveried lexan Porsche 917 he will soon get the hang of it! Again **Andrew Woodhouse** didn't stop for the Finals so again the Wooden Spoon was his as he took 16<sup>th</sup> once more.

#### MASTERS REPORT

## Angus matches Simon on 11 wins, but Simon is the Champ!

Angus again equalled Simon on the number of wins, this time 11 each. However Simon took home the top prize, the Championship, his first Masters in his first year as a Master! Behind these two on the night were Phil, Nick, Geoff and Stuart.





Harry Smith won the Adult 'E' Final, with Lewis Bowles taking his 15<sup>th</sup> Junior 'A' Final win.



Geoff Peach took 7<sup>th</sup> in both F1 & GC at Nashville.

JUNIOR REPORT

## Lewis adds to his win tally!

**'A' Final** – Back to back Junior Champion **Lewis Bowles** made up for a disappointing and problematic F1 'A' Final by taking the GC 'A' Final from friend and Pole sitter **JJ Hughes-Dowd** by 0.5 laps. JJ had out qualified Lewis by 2.6 laps, breaking the latter's Pole record, set on 22Feb22, by 1.2 laps, leaving it at 44.5 laps. However Lewis broke his own fastest lap record of 6.62 seconds, set at the same February race, with a 6.46 second lap on the way to his 15<sup>th</sup> win of the season. It was also his 40<sup>th</sup> career Final win.

**Jenson Woodhouse** was again on the Podium but dropped one place to third with **Harry Smith** again taking fourth despite lapping quicker than Jenson.

While Lewis has secured his second Junior Championship, his third place in F1, with JJ winning, meant that JJ took home 3.5 Final points across the Evening to Lewis' 3.0. That means JJ leads by 1.0 point now. Lewis needs double Finals at the next meeting and to win both 'A' Finals, with JJ in second. Then they will finish on the same points! But how will it pan out?

**Derby HO Racing Club**  
www.dharc.co.uk  
**dharc**  
Home of HO Le Mans

**Round 24 - JUNIORS**  
**Nashville GC - USA**  
**14 November 2023**

2nd	1st	3rd
JJ Hughes-Dowd	Lewis Bowles	Jenson Woodhouse




The vital Qualifying session for three of our potential 2023 Champions. Geoff again kept them company as Dan waits for the carnage at the tight Turn 1

# Race Results



Who Came Where?

Who Scored What?



Screens, screens everywhere!

DERBY H:O RACING CLUB CHAMPIONSHIP RACE 682																					
Nashville GC - 14 November 2023 - Round 24																					
MASTER POINTS TABLE (NM = NON MEMBER)																					
FASTEST LAPS										POINTS TOTAL											
POS	ADULT	LAPS	POS	ADULT	TIME	MPH	POS	ADULT	LAPS	POS	ADULT	PTS	POS	ADULT	PTS	POS	ADULT	PTS	POS	ADULT	PTS
1	A Smith (M)	59.9	1	A Smith (M)	4.85	14.550	1	A Smith (M)	30.9	1	A Smith (M)	50	1	A Smith (M)	30.9	1	A Smith (M)	50	1	S Goodlip (M)	3.5
2	L Pateman	55.2	2	L Pateman	5.36	13.166	2	S Goodlip (M)	29.0	2	S Goodlip (M)	38	2	S Goodlip (M)	29.0	2	S Goodlip (M)	38	1	P Rees (M)	3.5
3	C Bowles	53.3	3	S Goodlip (M)	5.52	12.784	3	L Pateman	27.8	3	C Bowles	34	3	C Bowles	27.8	3	L Pateman	34	1	D Hughes-Dowd	3.5
4	S Goodlip (M)	51.9	4	N Sismey (M)	5.95	11.860	4	P Rees (M)	27.5	4	L Pateman	31	4	L Pateman	27.5	4	P Rees (M)	31	4	H Smith	2.5
5	N Sismey (M)	50.9	5	P Rees (M)	5.95	11.860	5	C Bowles	27.2	5	P Rees (M)	29	5	P Rees (M)	27.2	5	C Bowles	29	5	A Smith (M)	2.0
6	G Peach (M)	50.8	6	N Sismey (M)	5.99	11.781	6	G Peach (M)	26.4	6	N Sismey (M)	28	6	N Sismey (M)	26.4	6	G Peach (M)	28	6	JJ Hughes-Dowd	1.5
7	L Blacker	50.6	7	C Bowles	6.08	11.607	7	N Sismey (M)	26.1	7	C Bowles	27	7	C Bowles	26.1	7	N Sismey (M)	27	6	S Gray (M)	1.5
8	P Rees (M)	47.8	8	D Hughes-Dowd	6.09	11.588	8	L Blacker	25.3	8	D Hughes-Dowd	26	8	D Hughes-Dowd	25.3	8	D Hughes-Dowd	26	8	C Bowles	1.0
9	D Turbull	46.3	9	JJ Hughes-Dowd	6.23	11.327	9	D Turbull	23.9	9	L Blacker	25	9	L Blacker	23.9	9	D Turbull	25	8	N Sismey (M)	1.0
10	JJ Hughes-Dowd	44.5	10	D Turbull	6.51	10.840	10	H Smith	23.1	10	D Turbull	24	10	D Turbull	23.1	10	D Turbull	24	8	L Blacker	1.0
11	D Hughes-Dowd	44.2	11	JJ Hughes-Dowd	6.59	10.708	11	D Hughes-Dowd	23.0	11	D Hughes-Dowd	23	11	JJ Hughes-Dowd	23.0	11	D Hughes-Dowd	23	8	S Smith	1.0
12	S Smith	43.6	12	D Latham	6.65	10.612	12	S Gray (M)	23.0	12	S Smith	22	12	S Smith	23.0	12	S Smith	22	8	D Latham	1.0
13	A Woodhouse	43.0	13	H Smith	6.72	10.501	13	JJ Hughes-Dowd	22.8	13	H Smith	21	13	H Smith	22.8	13	JJ Hughes-Dowd	21	13	L Pateman	0.5
13	S Gray (M)	43.0	14	S Gray (M)	6.80	10.378	14	D Latham	22.0	14	S Gray (M)	20	14	S Gray (M)	22.0	14	S Gray (M)	20	13	G Peach (M)	0.5
15	D Latham	41.5	15	S Smith	7.18	9.828	15	S Smith	21.8	15	D Latham	19	15	D Latham	21.8	15	D Latham	19	13	D Turbull	0.5
16	H Smith	35.4	16	A Woodhouse	7.73	9.129	16	A Woodhouse	21.8	16	A Woodhouse	18	16	A Woodhouse	21.8	16	A Woodhouse	18	16	A Woodhouse	0.0
17	J Clifton (NM)	33.2	17	J Clifton (NM)	8.96	7.876	17	J Clifton (NM)	16.9	17	J Clifton (NM)	NM	17	J Clifton (NM)	16.9	17	J Clifton (NM)	NM	16	J Clifton	NM
FASTEST LAPS										POINTS TOTAL											
POS	JUNIOR	LAPS	POS	JUNIOR	TIME	MPH	POS	JUNIOR	LAPS	POS	JUNIOR	PTS	POS	JUNIOR	PTS	POS	JUNIOR	PTS	POS	JUNIOR	PTS
1	JJ Hughes-Dowd	44.5	1	L Bowles	6.46	10.924	1	JJ Hughes-Dowd	22.8	1	L Bowles	45	1	L Bowles	22.8	1	L Bowles	45	1	L Bowles	2.0
2	L Bowles	41.9	2	JJ Hughes-Dowd	6.55	10.774	2	L Bowles	22.3	2	JJ Hughes-Dowd	43	2	JJ Hughes-Dowd	22.3	2	JJ Hughes-Dowd	43	2	JJ Hughes-Dowd	1.5
3	J Woodhouse	39.3	3	H Smith	6.67	10.580	3	J Woodhouse	20.3	3	J Woodhouse	34	3	J Woodhouse	20.3	3	J Woodhouse	34	3	J Woodhouse	1.0
4	H Smith	35.4	4	J Woodhouse	6.91	10.212	4	H Smith	19.1	4	H Smith	31	4	H Smith	19.1	4	H Smith	31	4	H Smith	0.5

Final Points					
POS	ADULT	PTS	POS	ADULT	PTS
1	S Goodlip (M)	3.5	1	L Bowles	2.0
1	P Rees (M)	3.5	2	JJ Hughes-Dowd	1.5
1	D Hughes-Dowd	3.5	3	J Woodhouse	1.0
4	H Smith	2.5	4	H Smith	0.5
5	A Smith (M)	2.0			
6	JJ Hughes-Dowd	1.5			
6	S Gray (M)	1.5			
8	C Bowles	1.0			
8	N Sismey (M)	1.0			
8	L Blacker	1.0			
8	S Smith	1.0			
8	D Latham	1.0			
13	L Pateman	0.5			
13	G Peach (M)	0.5			
13	D Turbull	0.5			
16	A Woodhouse	0.0			
16	J Clifton	NM			



Former Member Roy Masters paid us one of his occasional visits. Nice to see you Roy!



CL		YELLOW		RED		QUAL		FIN		FINAL 1		FINAL 2		FINAL 3		BEST		TOTAL LAPS
		LAPS	TIME	LAPS	TIME	LAPS	TIME	PTS	POS	LAPS	TIME	LAPS	TIME	LAPS	TIME	LAPS	TIME	
A	A Smith (M)	29.0	4.87	30.9	4.95	59.9	A1	2.0	29.7	4.85						30.9	4.85	89.6
A	L Pateman	27.8	5.62	27.4	5.69	55.2	A4	0.5	25.7	5.36						27.8	5.36	80.9
A	C Bowles	27.2	6.08	26.1	6.15	53.3	A3	1.0	25.7	6.14						27.2	6.08	79.0
A	S Goodlip (M)	25.9	5.93	26.0	5.53	51.9	A2	3.5	27.9	5.52	29.0	5.87				29.0	5.52	108.8
A	N Sismey (M)	25.8	6.29	25.1	6.34	50.9	B3	1.0	26.1	5.95						26.1	5.95	77.0
A	G Peach (M)	26.4	6.14	24.4	5.99	50.8	B4	0.5	25.5	6.11						26.4	5.99	76.3
A	L Blacker	25.3	6.17	25.3	6.09	50.6	C3	1.0	22.5	6.51						25.3	6.09	73.1
A	P Rees (M)	25.1	6.59	22.7	6.59	47.8	B2	3.5	24.5	6.47	27.5	5.95				27.5	5.95	99.8
A	D Turnbull	23.9	6.72	22.4	6.76	46.3	C4	0.5	21.7	6.85						23.9	6.72	68.0
A	JJ Hughes-Dowd	22.8	6.56	21.7	6.55	44.5	D2	1.5	21.5	6.23						22.8	6.23	21.5
A	D Hughes-Dowd	22.6	6.60	21.6	6.60	44.2	C2	3.5	22.9	6.88	23.0	6.59				23.0	6.59	90.1
A	S Smith	21.8	7.34	21.8	7.18	43.6	D3	1.0	19.8	7.20						21.8	7.18	63.4
A	A Woodhouse	21.2	7.82	21.8	7.73	43.0	F1									21.8	7.73	43.0
A	S Gray (M)	22.3	6.87	20.7	7.16	43.0	E2	1.5	23.0	6.51						23.0	6.51	66.0
A	D Latham	22.0	6.65	19.5	7.01	41.5	E3	1.0	18.5	7.03						22.0	6.65	60.0
A	H Smith	16.3	7.07	19.1	7.08	35.4	D4	2.5	23.1	6.84	18.6	6.80				23.1	6.80	41.7
AS	J Clifton	16.3	9.13	16.9	9.04	33.2	G1		16.9	8.96						16.9	8.96	50.1
J	JJ Hughes-Dowd	22.8	6.56	21.7	6.55	44.5	A2	1.5	21.8	6.59						22.8	6.55	66.3
J	L Bowles	22.3	6.98	19.6	6.88	41.9	A1	2.0	22.3	6.46						22.3	6.46	64.2
J	J Woodhouse	20.3	6.91	19.0	7.18	39.3	A3	1.0	20.3	7.16						20.3	6.91	59.6
J	H Smith	16.3	7.07	19.1	7.08	35.4	A4	0.5	18.8	6.67						19.1	6.67	54.2
														TOTAL FEET	148,274.1	TOTAL LAPS	1,432.6	



Junior 'A' Final - Harry (4<sup>th</sup>), JJ Hughes-Dowd (2<sup>nd</sup>), winner Lewis & Jenson Woodhouse (3<sup>rd</sup>)



Everyone's  
**Best Results**  
At This Circuit



**What are my Best Scores?**  
**Who Have I Beaten?**



Adult 'E' Final – Non-Member Jeffery Clifton (17<sup>th</sup>), winner Harry, Stuart Gray (14<sup>th</sup>) & Denis Latham (15<sup>th</sup>). Again Andrew Woodhouse left before the Finals taking 16<sup>th</sup>.



## Nashville Best Off Chart 1

Qualifying Combined					Final Points			
Pos	Adult	Laps	MPH	Date	Pos	Adult	Pts	Date
1	L Pateman	99.9	9.791	23-May-23	1	JJ Hughes-Dowd	5.5	14-Nov-23
2	S Goodlip (M)	95.1	9.321	23-May-23	2	P Rees (M)	5.0	22-Feb-22
3	A Turnbull	93.0	9.115	23-May-23	3	A Turnbull	4.5	22-Feb-22
4	N Sismey (M)	91.0	8.919	23-May-23	3	G Peach (M)	4.5	23-May-23
5	C Bowles	85.8	8.409	23-May-23	5	D Hughes-Dowd	3.5	23-May-23
6	P Rees (M)	85.6	8.390	23-May-23	5	S Goodlip (M)	3.5	14-Nov-23
7	R Litherland	83.8	8.213	23-May-23	7	D Garbett (M)	3.0	22-Feb-22
8	G Peach (M)	82.4	8.076	23-May-23	7	C Bowles	3.0	22-Feb-22
9	D Turnbull	78.1	7.655	23-May-23	7	L Blacker	3.0	23-May-23
10	L Blacker	78.0	7.645	23-May-23	7	D Latham	3.0	14-Nov-23
11	JJ Hughes-Dowd	72.9	7.145	23-May-23	11	S Gray (M)	2.5	14-Nov-23
12	A Stevenson	71.9	7.047	23-May-23	11	H Smith	2.5	14-Nov-23
13	A Woodhouse	68.6	6.724	23-May-23	13	A Smith (M)	2.0	22-Feb-22
14	D Latham	68.1	6.675	23-May-23	13	L Pateman	2.0	23-May-23
15	S Gray (M)	68.0	6.665	23-May-23	15	N Sismey (M)	1.5	22-Feb-22
16	S Smith	67.7	6.635	23-May-23	15	D Edwards	1.5	22-Feb-22
17	D Hughes-Dowd	66.4	6.508	23-May-23	15	D Turnbull	1.5	23-May-23
18	A Thompson	65.7	6.439	23-May-23	18	R Litherland	1.0	22-Feb-22
19	H Smith	65.5	6.420	23-May-23	18	C Cooper	1.0	22-Feb-22
20	A Smith (M)	N/A	N/A	N/A	18	S Smith	1.0	23-May-23
20	C Cooper	N/A	N/A	N/A	21	A Thompson	0.0	22-Feb-22
20	D Edwards	N/A	N/A	N/A	21	A Stevenson	0.0	23-May-23
20	R Lawson	N/A	N/A	N/A	21	A Woodhouse	0.0	23-May-23
Pos	Junior	Laps	MPH	Date	Pos	Junior	Pts	Date
1	JJ Hughes-Dowd	72.9	7.145	23-May-23	1	J Thompson	3.0	23-May-23
2	H Smith	65.5	6.420	23-May-23	2	L Bowles	2.0	22-Feb-22
3	J Woodhouse	60.8	5.959	23-May-23	2	JJ Hughes-Dowd	2.0	23-May-23
4	J Thompson	59.4	5.822	23-May-23	4	J Woodhouse	1.5	23-May-23
5	T Stevenson	50.5	4.950	23-May-23	4	T Stevenson	1.5	23-May-23
6	E Woodhouse	44.2	4.332	23-May-23	6	E Woodhouse	1.0	23-May-23
7	L Bowles	N/A	N/A	N/A	7	H Smith	0.5	23-May-23



Family Adult 'D' Final – Steve (12<sup>th</sup>), Harry (13<sup>th</sup>), JJ (11<sup>th</sup>) and winner Dan, yes Dan!



## Nashville Best Off Chart 2 - F1

Qualifying							Fastest Laps							Race Laps						
Pos	Adult	Laps	MPH	Date	Pos	Adult	Time	MPH	Date	Pos	Adult	Laps	MPH	Date	Pos	Adult	Laps	MPH	Date	
1	S Goodlip (M)	46.8	9.174	14-Nov-23	1	S Goodlip (M)	6.50	10.857	14-Nov-23	1	A Turnbull	24.4	9.566	22-Feb-22						
2	L Pateman	46.4	9.095	14-Nov-23	2	L Pateman	6.66	10.596	14-Nov-23	2	L Pateman	24.0	9.409	14-Nov-23						
3	A Turnbull	42.9	8.409	22-Feb-22	3	C Bowles	6.96	10.139	14-Nov-23	2	JJ Hughes-Dowd	24.0	9.409	14-Nov-23						
4	C Bowles	42.7	8.370	14-Nov-23	4	A Smith (M)	6.99	10.096	22-Feb-22	4	S Goodlip (M)	23.9	9.370	14-Nov-23						
5	N Sismey (M)	42.6	8.351	22-Feb-22	5	A Turnbull	7.07	9.981	22-Feb-22	5	C Bowles	22.7	8.899	14-Nov-23						
6	A Smith (M)	42.5	8.331	22-Feb-22	6	JJ Hughes-Dowd	7.24	9.747	14-Nov-23	6	P Rees (M)	22.6	8.860	22-Feb-22						
7	G Peach (M)	41.9	8.213	14-Nov-23	7	P Rees (M)	7.25	9.734	14-Nov-23	7	N Sismey (M)	22.4	8.782	22-Feb-22						
8	P Rees (M)	40.4	7.919	14-Nov-23	8	G Peach (M)	7.34	9.614	14-Nov-23	8	A Smith (M)	21.9	8.586	22-Feb-22						
9	JJ Hughes-Dowd	39.6	7.763	14-Nov-23	9	S Gray (M)	7.68	9.189	22-Feb-22	9	D Garbett (M)	21.3	8.351	22-Feb-22						
10	R Litherland	39.0	7.645	22-Feb-22	10	D Edwards	7.70	9.165	22-Feb-22	10	G Peach (M)	21.1	8.272	14-Nov-23						
10	A Woodhouse	39.0	7.645	14-Nov-23	11	D Garbett (M)	7.78	9.070	22-Feb-22	11	D Edwards	20.4	7.998	22-Feb-22						
12	D Turnbull	38.1	7.468	14-Nov-23	12	N Sismey (M)	7.81	9.036	22-Feb-22	12	S Gray (M)	20.3	7.959	14-Nov-23						
13	S Gray (M)	37.1	7.272	14-Nov-23	13	C Cooper	7.83	9.013	22-Feb-22	13	R Litherland	19.7	7.723	22-Feb-22						
14	D Edwards	35.3	6.920	22-Feb-22	14	R Litherland	7.86	8.978	22-Feb-22	13	A Woodhouse	19.7	7.723	14-Nov-23						
15	L Blacker	34.8	6.822	14-Feb-23	15	D Latham	7.89	8.944	14-Nov-23	13	L Blacker	19.7	7.723	14-Nov-23						
16	D Hughes-Dowd	32.8	6.430	14-Nov-23	16	L Blacker	7.99	8.832	23-May-23	16	D Turnbull	19.6	7.684	14-Nov-23						
17	D Garbett (M)	32.4	6.351	22-Feb-22	17	A Woodhouse	8.05	8.766	23-May-23	17	D Latham	19.2	7.527	14-Nov-23						
18	C Cooper	31.6	6.194	22-Feb-22	18	D Turnbull	8.06	8.755	14-Nov-23	18	A Stevenson	18.7	7.331	23-May-23						
18	D Latham	31.6	6.194	14-Nov-23	19	D Hughes-Dowd	8.20	8.606	14-Nov-23	19	D Hughes-Dowd	18.5	7.253	23-May-23						
20	A Thompson	29.2	5.724	22-Feb-22	20	H Smith	8.22	8.585	23-May-23	20	C Cooper	17.7	6.939	22-Feb-22						
21	H Smith	26.8	5.253	14-Nov-23	21	A Stevenson	8.69	8.121	23-May-23	21	A Thompson	15.9	6.234	22-Feb-22						
22	S Smith	24.2	4.744	14-Nov-23	22	S Smith	8.72	8.093	23-May-23	22	S Smith	15.8	6.194	14-Nov-23						
23	A Stevenson	N/A	N/A	N/A	23	A Thompson	8.96	7.876	23-May-23	23	H Smith	15.0	5.881	23-May-23						
Pos	Junior	Laps	MPH	Date	Pos	Junior	Time	MPH	Date	Pos	Junior	Laps	MPH	Date						
1	JJ Hughes-Dowd	39.6	7.763	14-Nov-23	1	JJ Hughes-Dowd	7.24	9.747	14-Nov-23	1	JJ Hughes-Dowd	23.0	9.017	14-Nov-23						
2	L Bowles	35.0	6.861	22-Feb-22	2	L Bowles	7.93	8.899	14-Nov-23	2	L Bowles	19.0	7.449	22-Feb-22						
3	J Woodhouse	31.5	6.175	14-Nov-23	3	H Smith	8.22	8.585	23-May-23	3	J Woodhouse	18.5	7.253	14-Nov-23						
4	J Thompson	26.9	5.273	22-Feb-22	4	J Woodhouse	8.40	8.401	14-Nov-23	4	H Smith	16.1	6.312	14-Nov-23						
5	H Smith	26.8	5.253	14-Nov-23	5	J Thompson	9.16	7.704	23-May-23	5	J Thompson	16.0	6.273	23-May-23						
6	E Woodhouse	N/A	N/A	N/A	6	E Woodhouse	10.12	6.973	23-May-23	6	T Stevenson	14.3	5.606	23-May-23						
6	T Stevenson	N/A	N/A	N/A	7	T Stevenson	10.35	6.818	23-May-23	7	E Woodhouse	12.3	4.822	23-May-23						



Adult 'C' Final – Dan H-D (8<sup>th</sup>), Dan T (10<sup>th</sup>), winner Phil & Lewis Blacker (9<sup>th</sup>)





## Nashville Best Off Chart 3 - GC

Qualifying							Fastest Laps							Race Laps						
Pos	Adult	Laps	MPH	Date	Pos	Adult	Time	MPH	Date	Pos	Adult	Laps	MPH	Date	Pos	Adult	Laps	MPH	Date	
1	A Smith (M)	59.9	11.742	14-Nov-23	1	A Smith (M)	4.85	14.550	14-Nov-23	1	P Rees (M)	37.5	14.702	14-Nov-23						
2	L Pateman	58.5	11.467	22-Feb-22	2	L Pateman	5.11	13.810	22-Feb-22	2	L Pateman	31.2	12.232	22-Feb-22						
3	C Bowles	53.3	10.448	14-Nov-23	3	S Goodlip (M)	5.52	12.784	14-Nov-23	3	A Smith (M)	30.9	12.114	14-Nov-23						
4	R Litherland	52.3	10.252	22-Feb-22	4	D Garbett (M)	5.60	12.601	22-Feb-22	4	S Goodlip (M)	29.0	11.369	14-Nov-23						
5	S Goodlip (M)	51.9	10.174	14-Nov-23	5	R Litherland	5.66	12.468	22-Feb-22	5	D Garbett (M)	27.9	10.938	22-Feb-22						
6	N Sismey (M)	51.8	10.154	22-Feb-22	6	A Turnbull	5.75	12.273	23-May-23	6	A Turnbull	27.5	10.781	22-Feb-22						
7	D Garbett (M)	51.3	10.056	22-Feb-22	7	C Bowles	5.88	12.001	22-Feb-22	7	C Bowles	27.2	10.664	14-Nov-23						
8	G Peach (M)	50.8	9.958	14-Nov-23	8	N Sismey (M)	5.93	11.900	22-Feb-22	8	N Sismey (M)	26.9	10.546	23-May-23						
9	L Blacker	50.6	9.919	14-Nov-23	9	P Rees (M)	5.95	11.860	14-Nov-23	9	R Litherland	26.8	10.507	23-May-23						
10	A Turnbull	49.6	9.723	22-Feb-22	10	C Cooper	5.97	11.820	22-Feb-22	10	G Peach (M)	26.4	10.350	14-Nov-23						
11	P Rees (M)	48.8	9.566	22-Feb-22	11	G Peach (M)	5.99	11.781	14-Nov-23	11	L Blacker	25.3	9.919	14-Nov-23						
12	D Edwards	47.5	9.311	22-Feb-22	12	L Blacker	6.09	11.588	14-Nov-23	12	D Edwards	24.0	9.409	22-Feb-22						
13	D Turnbull	46.3	9.076	14-Nov-23	13	JJ Hughes-Dowd	6.23	11.327	14-Nov-23	13	D Turnbull	23.9	9.370	14-Nov-23						
14	JJ Hughes-Dowd	44.5	8.723	14-Nov-23	14	D Edwards	6.32	11.166	22-Feb-22	14	H Smith	23.1	9.056	14-Nov-23						
15	D Hughes-Dowd	44.2	8.664	14-Nov-23	15	S Gray (M)	6.51	10.840	14-Nov-23	15	S Gray (M)	23.0	9.017	14-Nov-23						
16	S Smith	43.6	8.547	14-Nov-23	16	D Hughes-Dowd	6.59	10.708	14-Nov-23	15	D Hughes-Dowd	23.0	9.017	14-Nov-23						
17	S Gray (M)	43.0	8.429	14-Nov-23	17	D Latham	6.65	10.612	14-Nov-23	17	JJ Hughes-Dowd	22.8	8.939	14-Nov-23						
17	A Woodhouse	43.0	8.429	14-Nov-23	18	D Turnbull	6.72	10.501	14-Nov-23	18	D Latham	22.0	8.625	14-Nov-23						
19	D Latham	41.5	8.135	14-Nov-23	19	H Smith	6.80	10.378	14-Nov-23	19	A Woodhouse	21.8	8.547	14-Nov-23						
20	H Smith	35.4	6.939	14-Nov-23	20	A Stevenson	7.13	9.897	23-May-23	19	S Smith	21.8	8.547	14-Nov-23						
21	C Cooper	34.9	6.841	22-Feb-22	21	A Thompson	7.15	9.870	22-Feb-22	21	A Stevenson	21.0	8.233	23-May-23						
22	A Thompson	34.0	6.665	22-Feb-22	22	S Smith	7.18	9.828	14-Nov-23	22	A Thompson	19.7	7.723	23-May-23						
23	A Stevenson	N/A	N/A	N/A	23	A Woodhouse	7.72	9.141	23-May-23	23	C Cooper	19.4	7.606	22-Feb-22						
Pos	Junior	Laps	MPH	Date	Pos	Junior	Time	MPH	Date	Pos	Junior	Laps	MPH	Date						
1	JJ Hughes-Dowd	44.5	8.723	14-Nov-23	1	L Bowles	6.46	10.924	14-Nov-23	1	L Bowles	23.2	9.095	22-Feb-22						
2	L Bowles	43.3	8.488	22-Feb-22	2	JJ Hughes-Dowd	6.55	10.774	14-Nov-23	2	JJ Hughes-Dowd	22.8	8.939	14-Nov-23						
3	J Woodhouse	39.3	7.704	14-Nov-23	3	H Smith	6.67	10.580	14-Nov-23	3	J Woodhouse	20.3	7.959	14-Nov-23						
4	H Smith	35.4	6.939	14-Nov-23	4	J Woodhouse	6.91	10.212	14-Nov-23	4	H Smith	19.1	7.488	14-Nov-23						
5	J Thompson	31.2	6.116	22-Feb-22	5	J Thompson	7.70	9.165	23-May-23	5	J Thompson	18.8	7.370	23-May-23						
6	E Woodhouse	N/A	N/A	N/A	6	T Stevenson	9.50	7.428	23-May-23	6	T Stevenson	14.6	5.724	23-May-23						
6	T Stevenson	N/A	N/A	N/A	7	E Woodhouse	11.33	6.228	23-May-23	7	E Woodhouse	12.7	4.979	23-May-23						



Adult 'B' Final – Phil (5<sup>th</sup>), winner Simon Goodlip, Nick Sismey (6<sup>th</sup>) & Geoff (7<sup>th</sup>)



# Championship Tables



Those All Important  
**Points!**



Adult 'A' Final – Simon (4<sup>th</sup>), Chris Bowles (3<sup>rd</sup>), winner Angus Smith & Lee (2<sup>nd</sup>)



DHORC Championship 2023				
Pos	Competitor	Total	Best (75%)	Diff
	Name	26	20	
	(Adult)	Scores	Scores	
1	S Goodlip (M)	920	816	
2	A Smith (M)	813	773	43
3	L Pateman	805	767	6
4	N Sismey (M)	723	633	134
5	P Rees (M)	679	592	41
6	A Turnbull	570	570	22
7	C Bowles	548	548	22
8	L Blacker	589	507	41
9	D Turnbull	503	503	4
10	JJ Hughes-Dowd	502	502	1
11	S Gray (M)	449	449	53
12	D Hughes-Dowd	427	427	22
13	G Peach (M)	404	404	23
14	D Latham	393	393	11
15	R Litherland	378	378	15
16	A Woodhouse	358	358	20
17	S Smith	298	298	60
18	H Smith	291	291	7
19	L Bowles	284	284	7
20	A Stevenson	230	230	54
21	R Lawson	204	204	26
22	L Smith	180	180	24
23	M Dutson	147	147	33
24	J Lawson	137	137	10
25	A Thompson	93	93	44
26	A Holliday	51	51	42
26	D Garbett (M)	49	49	2
27	L Haymes	34	34	15
28	J Litherland	19	19	15
Pos	(Juniors)	Total	75%	Diff
1	L Bowles	979	910	
2	JJ Hughes-Dowd	989	856	54
3	J Woodhouse	665	665	191
4	E Woodhouse	495	495	170
5	H Smith	470	470	25
6	T Stevenson	448	448	22
7	J Lawson	244	244	204
8	J Thomson	191	191	53
9	E Doyle	97	97	94
Pos	(Masters)	Total	75%	Diff
1	S Goodlip (M)	1033	899	
2	A Smith (M)	912	849	50
3	N Sismey (M)	822	702	147
4	P Rees (M)	797	681	21
5	S Gray (M)	593	593	88
6	G Peach (M)	455	455	138
7	D Garbett (M)	57	57	398

DHORC Challenge 2023				
Pos	Competitor	Wins	Results	
			(26)	Turn Up
	Name		Points	Rate
	(Adult)			
1	L Blacker	9	49.5	100.00%
2	P Rees (M)	11	48.0	100.00%
3	S Goodlip (M)	12	47.0	100.00%
4	N Sismey (M)	7	41.5	100.00%
5	A Smith (M)	10	39.0	91.67%
6	D Hughes-Dowd	5	38.5	87.50%
7	JJ Hughes-Dowd	6	38.0	91.67%
8	L Pateman	7	36.0	91.67%
9	A Turnbull	4	35.0	79.17%
10	D Turnbull	4	34.5	83.33%
11	S Gray (M)	4	33.5	83.33%
12	G Peach (M)	9	30.5	62.50%
12	C Bowles	2	30.5	79.17%
14	D Latham	4	29.0	78.26%
15	H Smith	5	27.0	58.33%
16	R Litherland	6	25.0	54.17%
17	L Bowles	2	21.0	52.17%
17	S Smith	2	21.0	58.33%
19	L Smith	1	17.0	35.00%
20	J Lawson	4	14.0	31.82%
21	A Woodhouse	2	11.0	82.61%
21	R Lawson	2	11.0	50.00%
23	M Dutson	0	10.5	36.36%
24	A Holliday	0	2.5	50.00%
25	D Garbett (M)	0	1.5	8.33%
26	J Litherland	0	1.0	20.00%
27	L Haymes	0	0.5	33.33%
28	A Stevenson	0	0.0	54.17%
28	A Thompson	0	0.0	26.09%
Pos	(Junior)	Wins	Points	Rate
1	JJ Hughes-Dowd	8	47.0	100.00%
2	L Bowles	15	46.0	91.67%
3	J Woodhouse	4	32.5	82.61%
4	E Woodhouse	0	23.0	73.91%
5	H Smith	1	22.0	58.33%
6	T Stevenson	4	20.0	62.50%
7	J Thomson	5	15.0	26.09%
8	J Lawson	1	10.0	31.82%
9	E Doyle	0	1.5	13.04%



Who will be Champion at Donington Park, Simon or Angus?







Lewis holds a slender lead atop the Adult DHORC Challenge.





NASHVILLE

Y D LATHAN	Y J CLIFTON	Y L PATEMAN
G S GRAY	G D HUGHES-DOWD	G S GOODUP
R D TURNBULL	R S SMITH	R G PEACH
B PREES	B N SISMEY	B A SMITH
Y	Y C BOWLES	Y J WOODHOUSE
G	G L BLACKETT	G H SMITH
R	R	R L BOWLES
B	B A WOODHOUSE	B JJ HUGHES-DOWD
J	F I	G C LEWIS
	JJ	JJ
	JENSON	JENSON
	LEWIS	ANGUS
A	CHRIS	SIMON
	JJ	CHRIS
	LEE	

Just 19 on the grid saw double Finals being run.

# Members' Statistics

## ADULT STATISTICS 1992-2023 - AFTER DHORC 682

Sheet 1 of 5 (Note: Highlighted Names are Current 2023 Members, CS = Best Consecutive Results)

MEETINGS (Junior & Adult)			RACES (Junior & Adult)			DRIVER RANKING			FINALS WON			
ATTENDED			COMPLETED			RANKING			WON			
Pos	ADULT	No	Pos	ADULT	No	Pos	ADULT	SCORE	Pos	ADULT	No	CS
1	P REES	667	1	P REES	3,832	1	* S GOODLIP	2.638	1	L PATEMAN	278	(5)
2	N SISMEY	629	2	N SISMEY	3,509	2	* J SISMEY	2.750	2	P REES	245	(3)
3	L PATEMAN	590	3	L PATEMAN	3,336	3	* W LANDER	2.838	3	S GOODLIP	176	(4)
4	G PEACH	447	4	G PEACH	2,513	4	* L PATEMAN	3.550	4	N SISMEY	175	(2)
5	S GOODLIP	382	5	P BARBER	2,102	5	* A SMITH	3.625	5	M CHADWICK	117	(3)
6	P BARBER	363	6	S GOODLIP	2,048	6	* M CHADWICK	3.813	6	J SISMEY	103	(4)
7	A McPEAKE	299	7	A BULLOCK	1,802	7	* J TAGUE	4.538	7	G PEACH	101	(2)
8	A BULLOCK	292	8	A McPEAKE	1,658	8	* T MEASHAM	5.113	8	L SMITH	88	(3)
9	M CHADWICK	287	9	R MASTERS	1,598	9	* R LUTHERLAND	5.125	9	A SMITH	81	(5)
10	R MASTERS	280	10	M CHADWICK	1,537	10	* J NEALE	5.200	10	D McPEAKE	77	(2)
11	N LAMBERT	269	11	C ROYTHORNE	1,513	11	* A TURNBULL	5.763	11	A McPEAKE	66	(2)
12	C ROYTHORNE	249	12	N LAMBERT	1,479	12	* C BOWLES	5.913	11	A BULLOCK	66	(2)
13	D McPEAKE	245	13	D McPEAKE	1,368	13	* K LYE	6.063	13	J TAGUE	64	(2)
14	R SEAMAN	235	14	R SEAMAN	1,313	14	* N SISMEY	6.163	14	N LAMBERT	61	(2)
15	L SMITH (271)	216	15	L SMITH (1,661)	1,309	15	* C ROYTHORNE	6.350	14	M ALLSOPP	61	(3)
16	J SISMEY (331)	211	16	J SISMEY (1,957)	1,303	16	* D GARBETT	6.450	16	R SEAMAN	60	(2)
17	D TURNBULL	206	17	M ALLSOPP	1,265	17	* A McPEAKE	6.488	17	W LANDER	56	(2)
18	M ALLSOPP	203	18	D TURNBULL	1,107	18	* R SEAMAN	6.550	18	C ROYTHORNE	55	(2)
19	J LAMB	179	19	J LAMB	1,048	19	* G PEACH	6.575	19	R MASTERS	54	(2)
19	A SMITH	179	20	S ANAND	976	20	* P REES	6.963	20	S ANAND	53	(3)
21	P LEVERS	166	21	P LEVERS	957	21	* R BLAKE	7.125	21	J LAMB	49	(3)
22	J TAGUE	165	22	J LYMER	948	22	* T CHADWICK	7.250	22	P LEVERS	48	(2)
23	S ANAND	154	23	A SMITH	889	22	* S ANAND	7.250	23	A HOLLIDAY	43	(3)
24	J LYMER	146	24	J TAGUE	858	24	* A BULLOCK	7.438	24	I BRENTNALL	41	(3)
25	D EDWARDS	139	25	K ALCOCK	848	25	* M ALLSOPP	7.488	24	P BARBER	41	(2)
26	K ALCOCK	131	26	D EDWARDS	801	26	* R CROSSLAND	8.175	26	J LYMER	38	(2)
27	A HOLLIDAY	123	27	G WESTON	682	27	* D McPEAKE	8.563	27	G WESTON	33	(2)
28	C BOWLES (198)	121	28	A HOLLIDAY	679	28	* L SMITH	8.775	28	D TURNBULL	31	(3)
29	L EDWARDS	116	29	W LANDER	661	29	* D BRENTNALL	8.838	28	L BLACKER	31	(3)
30	G WESTON	113	30	L EDWARDS	654	30	* K PAYNE	8.850	30	K ALCOCK	30	(3)
31	S SMITH	111	31	J HOLMES	639	31	* J ROYTHORNE	8.938	30	C BOWLES	30	(2)
32	C HENRY	109	32	C BOWLES (988)	586	32	* J LEVERS	9.063	32	D EDWARDS	29	(2)
32	D GARBETT	109	33	S SMITH	569	33	* A DAVIES	9.138	32	D GARBETT	29	(2)
34	R LAWSON	105	34	C HENRY	552	34	* P LEVERS	9.188	32	A TURNBULL	29	(2)
35	W LANDER	104	35	R LAWSON	541	35	* J LYMER	9.288	35	B JOHNSON	28	(3)
36	J HOLMES	98	36	D GARBETT	523	36	* L BLACKER	9.400	36	R BLAKE	26	(2)
37	B JOHNSON	96	37	I BRENTNALL	511	37	* S PANK	9.775	37	D BRENTNALL	25	(5)
37	S GRAY	96	38	B JOHNSON	509	38	* D PASSELL	9.850	37	M ROGERS	25	(3)
39	I BRENTNALL	94	39	R CROSSLAND	456	39	* D TURNBULL	9.900	37	J HOLMES	25	
40	T DINGLEY	87	40	T DINGLEY	455	40	* J LAMB	10.063	40	J NEALE	24	(2)
41	A TURNBULL (236)	84	41	S GRAY	440	41	* T DINGLEY	10.125	41	J LEVERS	22	(3)
42	R CROSSLAND	81	42	J ROYTHORNE	432	42	* I BRENTNALL	10.325	41	R CROSSLAND	22	(2)
43	L BLACKER	80	43	R BLAKE	383	43	* M KNIGHTON	10.363	43	S MINNIS	21	(3)
44	A STAMPER	76	44	A TURNBULL (1,281)	376	44	* G WESTON	10.375	43	S PANK	21	(2)
45	S PANK	69	45	A STAMPER	366	45	* D EDWARDS	10.438	43	T DINGLEY	21	
45	J ROYTHORNE	69	46	S PANK	364	46	* M ROGERS	10.463	46	J ROYTHORNE	20	(2)
47	S MINNIS	67	47	J LUTHERLAND	362	47	* JJ HUGHES-DOWD	11.113	47	C HENRY	19	
48	R BLAKE	62	48	S MINNIS	356	48	* S MINNIS	11.400	48	A FEARN	18	(2)
48	J LUTHERLAND	62	49	L BLACKER	346	49	* J HOLMES	12.350	49	R LUTHERLAND	17	(2)
50	J NEALE	60	50	J LEVERS	322	50	* A HOLLIDAY	12.463	50	S LANDER	14	(2)

(Driver Ranking = Average Position in Qualifying, Final Position, Fastest Lap & Race Laps Over Last 20 club nights)

## ADULT STATISTICS 1992-2023 - AFTER DHORC 682

Sheet 2 of 5 (Note: Highlighted Names are Current 2023 Members, CS = Best Consecutive Results)

MEETINGS (Junior & Adult) ATTENDED			RACES (Junior & Adult) COMPLETED			DRIVER RANKING			FINALS WON			
Pos	ADULT	No	Pos	ADULT	No	Pos	ADULT	SCORE	Pos	ADULT	No	CS
51	M ROGERS	57	51	A FEARN (380)	319	51	* B JOHNSON	12.500	51	T CHADWICK	13	(2)
52	J LEVERS	53	52	J NEALE	318	52	* S GRAY	12.550	52	J HITCHCOCK	12	(2)
53	G SCHULE	52	53	M ROGERS	308	53	* K ALCOCK	12.613	52	P FOXLEY	12	(2)
54	A FEARN	49	54	M MARTINEZ	289	54	* A FEARN	12.625	52	S GRAY	12	
54	M MARTINEZ	49	55	K LYE	263	55	* M STURGESS	12.675	55	T MEASHAM	11	
56	R LITHERLAND (198)	46	56	G SCHULE	258	56	* H SMITH	12.925	55	S SMITH	11	
57	D OLIVER	45	57	C BULLOCK (639)	248	57	* N LAMBERT	12.950	57	D WALKER	10	
58	D WALKER	42	58	D BRETNALL	225	58	* P FOXLEY	12.963	57	D PASSELL	10	(2)
58	K LYE	42	58	T CHADWICK (999)	225	59	* G SCHULE	13.238	57	L EDWARDS	10	
60	D BRETNALL	41	60	D OLIVER	216	60	* J TETLEY	13.313	57	R LAWSON	10	
61	A THOMPSON	39	61	D WALKER	212	61	* C HENRY	13.763	57	H SMITH	10	
62	M KNIGHTON	36	62	A DAVIES	211	62	* D GREEN	13.850	62	S DUNN	9	(2)
62	T CHADWICK (183)	36	63	T MEASHAM (758)	208	63	* R LAWSON	13.975	62	K LYE	9	
62	C BULLOCK (102)	36	64	M KNIGHTON	206	64	* J LITHERLAND	14.125	62	JJ HUGHES-DOWD	9	(2)
65	S DUNN	35	65	J CHELL	202	65	* S SMITH	14.238	65	G LAMBERT	8	(4)
66	D PASSELL	34	66	D PASSELL	191	66	* A STAMPER	14.300	65	J LITHERLAND	8	
66	A DAVIES	34	67	S DUNN	183	67	* R MASTERS	14.325	65	C COOPER	8	
68	T MEASHAM (126)	33	68	A THOMPSON	179	67	* A WOODHOUSE	14.325	68	R CHADWICK	7	(2)
69	G LAMBERT	32	69	R LITHERLAND (1,090)	173	69	* D HUGHES-DOWD	14.363	68	A DAVIES	7	
69	P FOXLEY	32	70	P FOXLEY	172	70	* M HOLLAND	14.375	70	M JUBB	6	
71	J CHELL	30	71	G LAMBERT	168	71	* N CHATTLE	14.488	70	A STAMPER	6	
72	M STURGESS	29	72	M STURGESS	163	72	* B BRUCE	14.563	70	C BULLOCK	6	
72	D HUGHES-DOWD	29	73	S SUMNER	157	73	* A STEVENSON	14.600	70	K PAYNE	6	
74	JJ HUGHES-DOWD (60)	28	74	B BRUCE	148	74	* M DUTSON	14.663	70	J TETLEY	6	(2)
75	R HITCHCOCK	27	75	R CHADWICK	146	75	* L EDWARDS	14.800	70	T BALDOCK	6	
75	R CHADWICK	27	76	J TETLEY	143	76	* C BULLOCK	15.138	76	C SCHOFIELD	5	(2)
77	S SUMNER	26	77	K PAYNE	140	77	* D OLIVER	15.688	76	AJ McPEAKE	5	(2)
78	B BRUCE	25	78	R HITCHCOCK	138	78	* S DUNN	15.963	76	I HOLLAND	5	
79	C STANNARD	24	79	M HOLLAND	129	79	* A THOMPSON	16.063	76	M TANSLEY	5	
79	M DUTSON	24	80	J HITCHCOCK	127	80	* G LAMBERT	16.175	76	D OLIVER	5	
81	I HOLLAND	23	81	C SCHOFIELD	124	81	* S SUMNER	16.425	76	D GREEN	5	
81	J HITCHCOCK	23	82	I HOLLAND	120	82	* M MARTINEZ	16.763	76	J CHELL	5	
81	C SCHOFIELD	23	82	D GREEN	120	83	* J CHELL	17.138	76	R JAMES	5	
81	D GREEN	23	84	N CHATTLE	119	84	* C STANNARD	17.325	76	J LAWSON	5	
81	M HOLLAND	23	85	S LANDER	118	85	* R HITCHCOCK	18.063	76	D HUGHES-DOWD	5	
81	K PAYNE	23	85	C STANNARD	118	86	* C SCHOFIELD	18.113	86	S REVITT	4	(2)
87	J TETLEY	21	87	T HAGUES	111	87	* D WALKER	18.163	86	R HITCHCOCK	4	
87	A STEVENSON	21	88	R JAMES	105	88	* P BARBER	18.938	86	M KNIGHTON	4	
87	A WOODHOUSE	21	89	D HUGHES-DOWD	102	89	* J HITCHCOCK	21.388	86	M STURGESS	4	
90	N CHATTLE	20	90	C CARRINGTON	100	90	* R CHADWICK	22.013	86	M BLOOD	4	
90	H SMITH (131)	20	91	M JUBB	99	91	* I HOLLAND	22.288	86	D LATHAM	4	
92	M JUBB	19	92	C BRADFORD	97	N/A	T BALDOCK	2.583	92	S PATCHING	3	
93	C CARRINGTON	18	93	P MELLOR	93	N/A	S REVITT	3.792	92	C NORRIS	3	
93	T HAGUES	18	94	N MAFFIN	82	N/A	S LANDER	4.485	92	J HENRY	3	
93	D LATHAM	18	95	P COCKBILL	81	N/A	AJ McPEAKE	6.659	92	C CARRINGTON	3	
96	N MAFFIN	17	96	A STEVENSON	77	N/A	A HUGHES	6.792	92	A HUGHES	3	
96	S LANDER	17	97	D LEVERTON	75	N/A	S WHITE	8.000	92	M HOLLAND	3	
96	P MELLOR	17	98	M TANSLEY	73	N/A	C SLATER	9.250	92	C STANNARD	3	
96	C BRADFORD	17	99	M DUTSON	72	N/A	L BOWLES	10.357	99	H VD HEUVEL	2	(2)
96	C COOPER	17	100	YAN SHEN	68	N/A	S SIDDANS	10.417	99	J KELLY	2	

## ADULT STATISTICS 1992-2023 - AFTER DHORC 682

Sheet 3 of 5 (Note: Highlighted Names are Current 2023 Members, CS = Best Consecutive Results)

MEETINGS (Junior & Adult)		RACES (Junior & Adult)				DRIVER			FINALS			
ATTENDED		COMPLETED				RANKING			WON			
Pos	ADULT	No	Pos	ADULT	No	Pos	ADULT	SCORE	Pos	ADULT	No	CS
101	P COCKBILL	16	100	A WOODHOUSE	68	N/A	J KELLY	10.500	99	C SLATER	2	(2)
102	R JAMES	15	102	J KELLY	67	N/A	J HENRY	11.000	99	YAN SHEN	2	
102	J LAWSON (89)	15	103	S REVITT	63	N/A	F HOLMES	11.194	99	I HALL	2	
104	M TANSLEY	14	104	D LATHAM	62	N/A	C COOPER	11.500	99	S SUMNER	2	
104	L BOWLES (92)	14	105	M WATTS (130)	61	N/A	M BLOOD	11.639	99	B BRUCE	2	
106	J KELLY	13	105	C COOPER	61	N/A	C ATKINSON	12.125	99	C BRADFORD	2	
106	D LEVERTON	13	107	J McDONALD (98)	60	N/A	J MELLOR	12.650	99	M MARTINEZ	2	
108	S REVITT	12	108	M BLOOD	58	N/A	A DOBBINS	12.925	99	L BOWLES	2	
108	P PURKIS	12	108	W BLURTON	58	N/A	D LATHAM	13.000	99	A WOODHOUSE	2	
108	M WATTS (25)	12	108	F HOLMES (827)	58	N/A	P WRIGHT	13.250	110	R GILLARD	1	
108	T STACEY	12	111	I HALL	57	N/A	J LAWSON	13.267	110	D ROYTHORNE	1	
112	AJ McPEAKE (76)	11	111	T STACEY	57	N/A	T STACEY	13.271	110	P COCKBILL	1	
112	YAN SHEN	11	113	T CASH	54	N/A	P ZIMMERMAN	13.500	110	J JOHNSON	1	
114	R GILLARD	10	114	N WRIGHT	52	N/A	M TANSLEY	13.500	110	G SCHULE	1	
114	A DOBBINS	10	115	AJ McPEAKE (376)	50	N/A	L COPLEY	13.500	110	M WATTS	1	
114	I HALL	10	115	T BALDOCK	50	N/A	N WRIGHT	13.556	110	B GEBAUERS	1	
114	J McDONALD (16)	10	117	R GILLARD	49	N/A	C WILKINSON	14.083	110	G CLARK	1	
118	N WRIGHT	9	117	A DOBBINS	49	N/A	C CARRINGTON	14.111	110	L COPLEY	1	
118	M BLOOD	9	117	D KENNING	49	N/A	K JEFFRIES	14.688	110	A DOBBINS	1	
118	T BALDOCK	9	120	P PURKIS	47	N/A	Da BUCKLEY	14.844	110	C WILKINSON	1	
118	T CASH	9	121	A LEE	46	N/A	S ALLDREAD	14.917	110	R HILL	1	
118	F HOLMES (139)	9	121	Z MIDDLETON	46	N/A	B COOK	15.000	110	N CHATTLE	1	
123	C NORRIS	8	123	Da BUCKLEY	43	N/A	J FLETCHER	15.125	110	C ATKINSON	1	
123	Da BUCKLEY	8	124	A HUGHES (414)	42	N/A	W BLURTON	15.438	110	A THOMPSON	1	
123	W BLURTON	8	125	P WRIGHT	40	N/A	R HEATON	15.500	110	A LEE	1	
123	D KENNING	8	126	G CLARK	39	N/A	R GILLARD	15.575	110	D LLOYD	1	
127	S PATCHING	7	127	S PATCHING	38	N/A	R JAMES	15.617	110	Z MIDDLETON	1	
127	G CLARK	7	127	C NORRIS	38	N/A	G CLARK	15.750	110	T STACEY	1	
127	J HENRY (134)	7	129	J HENRY (695)	37	N/A	L HENDERSON	15.750	110	F HOLMES	1	
127	R HILL	7	130	JJ HUGHES-DOWD (144)	36	N/A	A LEE	15.833	110	J McDONALD	1	
127	L ELMORE	7	131	C WILKINSON	35	N/A	D LEVERTON	15.846				
132	D HARROP	6	131	YUAN ZHI	35	N/A	R SPENCER	15.850				
132	D HART	6	131	L ELMORE	35	N/A	YUAN ZHI	15.875				
132	P WRIGHT	6	134	D BUCKLEY	33	N/A	R HILL	16.071				
132	C WILKINSON	6	134	H SMITH (622)	33	N/A	S KERR	16.083				
132	A HUGHES (67)	6	136	R HILL	32	N/A	P COCKBILL	16.156				
132	Ch HOLLAND	6	137	D HART	30	N/A	D LLOYD	16.167				
132	D BUCKLEY	6	137	D HARROP	30	N/A	S PATCHING	16.179				
132	YUAN ZHI	6	137	Ch HOLLAND	30	N/A	Z MIDDLETON	16.250				
132	A LEE	6	140	St BOWMAN	29	N/A	J McDONALD	16.375				
132	Z MIDDLETON	6	140	C BLURTON	29	N/A	D KENNING	16.469				
132	S KERR	6	142	R SPENCER	28	N/A	L HAYMES	16.500				
143	R SPENCER	5	142	J LAWSON (408)	28	N/A	M WATTS	16.625				
143	J MELLOR (87)	5	144	C ATKINSON	27	N/A	C NORRIS	16.714				
143	C BLURTON	5	145	K JEFFRIES	26	N/A	T CASH	16.889				
146	B GEBAUERS	4	146	L COPLEY	25	N/A	G HADDON	17.000				
146	C ROBINSON	4	146	D LLOYD	25	N/A	D HARROP	17.500				
146	S HENDRY	4	148	S SIDDOONS	23	N/A	St BOWMAN	17.500				
146	C ATKINSON	4	149	S KERR	22	N/A	YAN SHEN	17.636				
146	K JEFFRIES	4	150	B GEBAUERS	21	N/A	I HALL	17.650				

## ADULT STATISTICS 1992-2023 - AFTER DHORC 682

Sheet 4 of 5 (Note: Highlighted Names are Current 2023 Members, CS = Best Consecutive Results)

MEETINGS (Junior & Adult) ATTENDED			RACES (Junior & Adult) COMPLETED			DRIVER RANKING			FINALS WON			
Pos	ADULT	No	Pos	ADULT	No	Pos	ADULT	SCORE	Pos	ADULT	No	CS
146	W PARKIN	4	151	C ROBINSON	20	N/A	L ZHOU	17.750				
146	St BOWMAN	4	151	S HENDRY	20	N/A	C ROBINSON	18.000				
153	H VD HEUVEL	3	153	L BOWLES (372)	19	N/A	N MAFFIN	18.103				
153	J JOHNSON	3	154	W PARKIN	17	N/A	D HART	18.208				
153	S ALLDREAD	3	155	J JOHNSON	16	N/A	T HAGUES	18.236				
153	L COPLEY	3	155	J MELLOR (497)	16	N/A	C BRADFORD	18.279				
153	S SIDDONS	3	157	S ALLDREAD	15	N/A	D BUCKLEY	18.333				
153	D LLOYD	3	157	S BENNETT	15	N/A	J ASHCROFT	18.375				
153	S BENNETT	3	159	H VD HEUVEL	14	N/A	B FAHRNER	18.750				
160	D ROYTHORNE	2	159	P ZIMMERMANN	14	N/A	Ch HOLLAND	18.792				
160	J ASHCROFT	2	159	L HENDERSON	14	N/A	C BLURTON	18.800				
160	A CARTER	2	162	D ROYTHORNE	11	N/A	B GEBAUERS	18.875				
160	B FAHRNER	2	163	J ASHCROFT	10	N/A	S HENDRY	19.188				
160	L ZHOU	2	163	A CARTER	10	N/A	D ROYTHORNE	19.375				
160	B COOK	2	163	B FAHRNER	10	N/A	M JUBB	19.408				
160	J FLETCHER	2	163	B COOK	10	N/A	S BENNETT	19.417				
160	L HAYMES	2	163	J FLETCHER	10	N/A	J JOHNSON	19.500				
168	S WHITE	1	163	L HAYMES	10	N/A	A HARTLEY	19.750				
168	P DUNNE	1	169	L ZHOU	9	N/A	W PARKIN	19.813				
168	A HARTLEY	1	170	C SLATER	7	N/A	T MAKUNI	20.000				
168	C SLATER	1	171	T MAKUNI	6	N/A	P DUNNE	20.750				
168	P ZIMMERMANN	1	172	S WHITE	5	N/A	P MELLOR	20.882				
168	L HENDERSON	1	172	R HEATON	5	N/A	A CARTER	21.625				
168	G HADDON (26)	1	172	A HARTLEY	5	N/A	L ELMORE	21.786				
168	T MAKUNI	1	172	G HADDON (143)	5	N/A	P PURKIS	22.667				
168	R HEATON	1	176	P DUNNE	4	N/A	H VD HEUVEL	22.917				

## ADULT STATISTICS 1992-2023, AFTER DHORC 682

Sheet 5 of 5 (Note: Highlighted Names are Current 2023 Members, CS = Best Consecutive Results)

POLES				IQR's				WINS				FASTEST LAPS				BEST RACE LAPS				CHAMPIONSHIPS	
Pos	ADULT	No	CS	Pos	ADULT	No	CS	Pos	ADULT	No	CS	Pos	ADULT	No	CS	Pos	ADULT	No	CS	YEAR	ADULT
1	L PATEMAN	129	(7)	1	L PATEMAN	504	(19)	1	L PATEMAN	121	(4)	1	L PATEMAN	286	(14)	1	L PATEMAN	190	(6)	1992	N SISMEY
2	M CHADWICK	101	(9)	2	N SISMEY	400	(5)	2	S GOODLIP	90	(5)	2	S GOODLIP	62	(5)	2	N SISMEY	91	(5)	1993	J TAGUE
3	S GOODLIP	94	(7)	3	S GOODLIP	349	(6)	3	N SISMEY	86	(4)	3	A SMITH	59	(6)	3	S GOODLIP	74	(3)	1994	J TAGUE
4	N SISMEY	86	(3)	4	M CHADWICK	304	(10)	4	M CHADWICK	83	(7)	4	N SISMEY	51	(4)	4	M CHADWICK	66	(3)	1995	J TAGUE (3)
5	A SMITH	58	(4)	5	J SISMEY	210	(8)	5	J SISMEY	59	(3)	5	J TAGUE	48	(5)	5	A SMITH	64	(3)	1996	M CHADWICK
6	J SISMEY	50	(4)	6	W LANDER	183	(16)	6	A SMITH	52	(3)	6	J SISMEY	38	(4)	6	J SISMEY	39	(3)	1997	M CHADWICK
7	W LANDER	42	(11)	7	A SMITH	164	(4)	7	W LANDER	41	(9)	7	W LANDER	28	(5)	7	W LANDER	37	(11)	1998	N SISMEY
8	J TAGUE	28	(4)	8	J TAGUE	126	(5)	8	J TAGUE	28	(4)	8	M CHADWICK	22	(2)	8	J TAGUE	28	(3)	1999	N SISMEY
9	P REES	19	(2)	9	P REES	104	(3)	9	P REES	29	(2)	9	A McPEAKE	13	(2)	9	P REES	23	(2)	2000	M CHADWICK
10	A McPEAKE	16		10	A McPEAKE	101	(4)	10	A McPEAKE	16	(2)	10	P REES	12	(3)	10	A McPEAKE	13		2001	M CHADWICK
11	J LYMER	14		11	J NEALE	45	(6)	11	J LYMER	13	(2)	11	J NEALE	8	(2)	11	L SMITH	10	(2)	2002	S GOODLIP
12	J NEALE	9	(3)	12	L SMITH	37	(3)	12	J NEALE	9	(2)	12	L SMITH	7		12	D GARBETT	7		2003	L PATEMAN
13	L SMITH	6		13	J LYMER	36	(3)	13	S ANAND	6		13	C ROYTHORNE	6		13	J NEALE	6		2004	L PATEMAN
14	T BALDOCK	5	(2)	14	D GARBETT	30	(3)	13	M ALLSOPP	5		14	D GARBETT	5		13	M ALLSOPP	6		2005	M CHADWICK (5)
14	D GARBETT	5		15	S ANAND	25	(2)	13	T BALDOCK	5		15	T BALDOCK	4		15	J LYMER	5		2006	W LANDER
16	S ANAND	3		16	M ALLSOPP	21	(2)	16	C ROYTHORNE	4		15	T CHADWICK	4		16	T CHADWICK	4		2007	W LANDER
16	S REVITT	3	(2)	17	T BALDOCK	19	(8)	16	L SMITH	4	(2)	15	A BULLOCK	4		16	T BALDOCK	4	(2)	2008	W LANDER (3)
16	P LEVERS	3		18	G PEACH	17	(3)	16	D GARBETT	4		15	C BOWLES	4	(2)	18	S ANAND	3		2009	J SISMEY
16	J LAMB	3		19	A TURNBULL	15	(2)	16	A TURNBULL	4		19	D BRENTNALL	3		19	S REVITT	2	(2)	2010	L PATEMAN
20	S LANDER	2		20	C ROYTHORNE	12	(2)	20	S LANDER	3		19	G PEACH	3		19	D BRENTNALL	2		2011	L PATEMAN
20	D McPEAKE	2		20	S LANDER	12	(2)	20	G PEACH	3		19	J LYMER	3		19	D McPEAKE	2		2012	L PATEMAN (5)
20	A BULLOCK	2		22	D McPEAKE	11		22	S REVITT	2		19	J LAMB	3		19	R BLAKE	2		2013	J SISMEY
20	C ROYTHORNE	2		23	S REVITT	10	(5)	22	AJ McPEAKE	2		23	S REVITT	2		19	K LYE	2		2014	J SISMEY (3)
20	G PEACH	2	(2)	23	T CHADWICK	10		22	R SEAMAN	2		23	A DAVIES	2	(2)	19	P LEVERS	2		2015	N SISMEY (4)
20	C BOWLES	2		23	A BULLOCK	10	(3)	22	D McPEAKE	2		23	A TURNBULL	2		19	J LAMB	2		2016	S GOODLIP
20	A TURNBULL	2		26	T MEASHAM	9		22	T CHADWICK	2		26	M ROGERS	1		19	C ROYTHORNE	2		2017	S GOODLIP
27	T MEASHAM	1		26	P LEVERS	9		22	J LAMB	2		26	I BRENTNALL	1		19	G PEACH	2		2018	S GOODLIP (4)
27	K LYE	1		26	J LAMB	9	(3)	22	R LITHERLAND	2		26	AJ McPEAKE	1		19	A TURNBULL	2		2019	A SMITH
27	A DAVIES	1		29	N LAMBERT	7		29	K LYE	1		26	D McPEAKE	1		19	C BOWLES	2		2020	NIA
				30	T DINGLEY	6		29	R HILL	1		26	B JOHNSON	1		30	M ROGERS	1		2021	A SMITH
				31	AJ McPEAKE	5	(2)	29	R BLAKE	1		26	S LANDER	1		30	S MINNIS	1		2022	A SMITH (3)
				31	R SEAMAN	5	(3)	29	P LEVERS	1		26	R SEAMAN	1		30	I BRENTNALL	1			
				31	J LEVERS	5		29	J ROYTHORNE	1		26	G WESTON	1		30	S PANK	1			
				34	M ROGERS	4		29	S SMITH	1		26	T MEASHAM	1		30	T DINGLEY	1			
				34	S MINNIS	4		29	C BOWLES	1		26	J LEVERS	1		30	S LANDER	1			
				34	K LYE	4						26	R BLAKE	1		30	G WESTON	1			
				34	C BOWLES	4						26	S ANAND	1		30	J LEVERS	1			
				38	D BRENTNALL	3						26	P LEVERS	1		30	R HILL	1			
				38	R BLAKE	3						26	J ROYTHORNE	1		30	S SUMNER	1			
				38	R CROSSLAND	3						26	K ALCOCK	1		30	R CROSSLAND	1			
				41	I BRENTNALL	2						26	J HUGHES-DOWD	1		30	J ROYTHORNE	1			
				41	R MASTERS	2										30	S SMITH	1			
				41	R LITHERLAND	2										30	J HUGHES-DOWD	1			
				44	P FOXLEY	1															
				44	S PANK	1															
				44	G WESTON	1															
				44	A FEARN	1															
				44	K PAYNE	1															
				44	J ROYTHORNE	1															
				44	K ALCOCK	1															
				44	A DAVIES	1															
				44	J CHELL	1															

IQR Means Individual Qualifying Rounds I.E. Yellow, Green, Red and Blue Lane on a Normal Club Night

## JUNIOR STATISTICS 1992-2023 - AFTER DHORC 682

Sheet 1 of 4 (Note: Highlighted Names are Current 2023 Members, CS = Best Consecutive Results)

MEETINGS ATTENDED		RACES COMPLETED		DRIVER RANKING		FINALS WON						
Pos	JUNIOR	No	Pos	JUNIOR	No	Pos	JUNIOR	No	CS			
1	A TURNBULL	152	1	R LITHERLAND	917	1	* L SMITH	1.113	1	R LITHERLAND	61	(5)
1	R LITHERLAND	152	2	A TURNBULL	905	2	* A HUGHES	1.175	2	J HENRY	59	(3)
3	T CHADWICK	147	3	L TURNBULL	807	3	* AJ McPEAKE	1.275	3	A HALL	56	
4	L TURNBULL	133	4	T CHADWICK	774	4	* J MELLOR	1.400	3	A TURNBULL	56	(2)
5	F HOLMES	130	5	F HOLMES	769	5	* J HENRY	1.438	5	T CHADWICK	51	
6	G REYES-ENGLAND	128	6	G REYES-ENGLAND	766	6	* A HALL	1.475	6	J SISMEY	47	
7	J HENRY	127	7	J HENRY	658	7	* R LITHERLAND	1.600	7	L BOWLES	40	
8	J SISMEY	120	8	J SISMEY	654	8	* L BOWLES	1.613	8	J MELLOR	36	
9	H SMITH	111	9	Z ROYTHORNE	602	9	* T MEASHAM	1.638	9	* T MEASHAM	36	(2)
10	R REES	103	10	H SMITH	589	10	* A TURNBULL	1.663	10	L SMITH	33	
11	Z ROYTHORNE	100	11	T MEASHAM	550	11	* T CHADWICK	1.825	11	P CONNALLY	32	(2)
12	P CONNALLY	95	12	L BROOKS	539	12	* J SISMEY	1.838	12	* M MINNIS	31	(2)
13	C BRENTNALL	94	13	B ROYTHORNE	504	13	* M MINNIS	2.000	12	A HUGHES	31	
14	T MEASHAM	93	14	P CONNALLY	500	14	* J PATEMAN	2.025	14	AJ McPEAKE	30	(2)
15	B ROYTHORNE	84	15	A HALL	490	15	* JJ HUGHES-DOWD	2.113	14	C BRENTNALL	30	(2)
16	L BROOKS	83	16	C BRENTNALL	486	16	* P CONNALLY	2.175	14	J PATEMAN	30	
17	J MELLOR	82	17	J MELLOR	481	17	* C BRENTNALL	2.275	14	G REYES-ENGLAND	30	
18	A HALL	80	18	R REES	467	18	* C BULLOCK	2.300	18	C BOWLES	28	
19	C BOWLES	78	19	J PATEMAN	428	19	* C BOWLES	2.313	18	L TURNBULL	28	(2)
19	L BOWLES	78	20	C BOWLES	402	20	* J LAWSON	2.575	20	F HOLMES	26	
21	T PANK	74	21	C BULLOCK	391	21	* K ASHWORTH	2.613	21	B ROYTHORNE	25	(2)
21	J LAWSON	74	22	K LEVERS	381	22	* N GULL	2.763	21	Z ROYTHORNE	25	(3)
23	J PATEMAN	71	23	J LAWSON	380	23	* T PANK	2.800	23	R REES	24	
24	M MINNIS	68	24	T PANK	378	24	* Z ROYTHORNE	3.038	24	J STEVENSON	23	
25	C BULLOCK	66	25	A HUGHES	372	25	* H SMITH	3.050	24	T MEASHAM	23	(3)
25	K LEVERS	66	25	Ca HOLLAND	372	26	* K LEVERS	3.125	26	L BROOKS	21	(2)
27	AJ McPEAKE	65	27	J MARTINEZ	369	27	* K ALI	3.188	26	J LAWSON	21	(2)
28	A HUGHES	61	28	L BOWLES	353	28	* L TURNBULL	3.238	28	T PANK	20	
28	Ca HOLLAND	61	29	L SMITH	352	29	* B ROYTHORNE	3.250	29	K LEVERS	15	
30	J MARTINEZ	59	29	M LITHERLAND	352	30	* J WOODHOUSE	3.263	30	D BARKER	14	
31	L SMITH	55	31	M MINNIS	343	31	* P WALKER	3.325	30	M LITHERLAND	14	
32	J STEVENSON	54	32	AJ McPEAKE	326	32	* J THOMPSON	3.400	32	J MARTINEZ	13	
33	M LITHERLAND	53	33	B BROOKS	325	33	* J LISTER	3.700	33	C DAVENPORT	12	
34	D BARKER	51	34	D PAUL	308	34	* T GREEN	3.725	33	K ALI	12	
34	B BROOKS	51	35	L CHADWICK	277	35	* P MARTIN	3.763	33	D PAUL	12	(2)
36	D PAUL	49	36	J STEVENSON	276	35	* R COOK	3.763	36	JJ HUGHES-DOWD	11	
37	S SCHULE	47	37	D BARKER	266	37	* C DAVENPORT	3.775	37	M McNULTY	10	
37	L CHADWICK	47	38	P MARTIN	263	38	* S SLATER	3.813	37	P MARTIN	10	
39	P WALKER	46	39	S BOWMAN	244	39	* K SCHOFIELD	3.888	37	S BOWMAN	10	
40	P MARTIN	45	40	P WALKER	236	40	* K COOK	4.050	40	G HADDON	9	
41	J LISTER	41	41	S SCHULE	234	41	* F HOLMES	4.250	40	T GREEN	9	
41	S BOWMAN	41	41	J LISTER	234	42	* G HADDON	4.500	40	N GULL	9	
43	J HAGUES	38	43	J HAGUES	221	43	* E HENRY	4.650	40	M BRADLEY	9	
44	JJ HUGHES-DOWD	32	44	R COOK	197	44	* G REYES-ENGLAND	4.738	40	J THOMPSON	9	
45	K ALI	30	45	M BRADLEY	194	45	* A OXSPRING	4.750	45	K SCHOFIELD	8	
46	M McNULTY	29	46	D JACKSON	190	46	* T STEVENSON	4.788	45	L CHADWICK	8	
46	J BULLOCK	29	47	I BRADLEY	189	47	* R REES	4.800	45	C BULLOCK	8	
46	R COOK	29	48	K ALI	185	48	* M BRADLEY	4.900	45	B BROOKS	8	(2)
46	A OXSPRING	29	48	E JACKSON	185	49	* D BARKER	5.038	45	Ca HOLLAND	8	
46	I BRADLEY	29	50	N BRADFORD	172	50	* J STEVENSON	5.125	45	H TAYLOR	8	

(Driver Ranking = Average Position in Qualifying, Final Position, Fastest Lap & Race Laps Over Last 20 club nights)



## JUNIOR STATISTICS 1992-2023 - AFTER DHORC 682

Sheet 2 of 4 (Note: Highlighted Names are Current 2023 Members, CS = Best Consecutive Results)

MEETINGS ATTENDED		RACES COMPLETED		DRIVER RANKING		FINALS WON					
Pos	JUNIOR	No	Pos	JUNIOR	No	Pos	JUNIOR	No	CS		
46	M BRADLEY	29	51	A BRADFORD	169	51	* R HUGHES	5.275	51	R LEY	7
46	D JACKSON	29	52	M SEO	163	52	* J ELMORE	5.600	51	A CHATTLE	7
53	C DAVENPORT	28	52	K COOK	163	52	* J MARTINEZ	5.600	51	A BRADFORD	7
53	E HENRY	28	52	A OXSPRING	163	54	* M SEO	5.675	54	S SLATER	6 (2)
53	E JACKSON	28	52	S ROYTHORNE	163	55	* A CHATTLE	5.863	54	P WALKER	6 (2)
56	K SCHOFIELD	27	56	N GULL	156	56	* L CHADWICK	6.025	54	G CONNALLY	6
57	N GULL	26	57	M McNULTY	154	57	* J WATSON	6.063	54	E HENRY	6
57	N BRADFORD	26	57	J PERRY	154	58	* M LITHERLAND	6.250	54	R COOK	6
59	G HADDON	25	59	R HUGHES	151	59	* M McNULTY	6.288	54	E JACKSON	6
59	A BRADFORD	25	60	J BULLOCK	150	60	* J BULLOCK	6.300	54	D JACKSON	6 (2)
59	S ROYTHORNE	25	61	C DAVENPORT	149	61	* B BROOKS	6.488	54	T JAMES	6 (2)
62	K COOK	24	62	K SCHOFIELD	144	62	* D PAUL	6.550	54	J HAGUES	6 (2)
62	J PERRY	24	63	E HENRY	143	63	* D JACKSON	7.088	63	L HAWLEY	5
62	J THOMPSON	24	64	G HADDON	138	64	* H TAYLOR	7.513	63	J BULLOCK	5
65	A CHATTLE	23	65	A CHATTLE	136	65	* S SCHULE	7.825	63	A HARTLEY	5 (2)
65	L STOTT-ZAFIROPOULOS	23	66	L STOTT-ZAFIROPOULOS	135	66	* S BOWMAN	8.050	63	B CARRINGTON	5
65	J ELMORE	23	67	H TAYLOR	134	67	* E STOTT-ZAFIROPOULOS	8.063	63	K ASHWORTH	5
65	T STEVENSON	23	68	K ASHWORTH	132	68	* S MAFFIN	8.275	63	M WARREN	5
69	J WATSON	22	68	J ELMORE	132	69	* L BROOKS	8.475	63	K COOK	5
69	R MAFFIN	22	70	T JAMES	131	70	* S MARTINEZ	8.600	63	N BRADFORD	5
69	T GREEN	22	71	E STOTT-ZAFIROPOULOS	130	71	* T SHARP	8.663	63	I PAUL	5 (2)
69	R HUGHES	22	72	B RILEY	124	72	* L STOTT-ZAFIROPOULOS	8.900	63	J WOODHOUSE	5
69	E STOTT-ZAFIROPOULOS	22	73	T GREEN	119	73	* Ca HOLLAND	8.913	63	T STEVENSON	5
74	K ASHWORTH	21	74	S MARTINEZ	117	74	* R MAFFIN	8.988	74	A REES	4
74	H TAYLOR	21	75	J WATSON	113	75	* N BRADFORD	9.550	74	J WATSON	4
74	S MARTINEZ	21	76	R MAFFIN	109	76	* I BRADLEY	9.688	74	T SHARP	4
74	J WOODHOUSE	21	77	S SLATER	108	77	* J HAGUES	9.800	74	M WATTS	4
78	S SLATER	20	77	B CARRINGTON	108	78	* S ROYTHORNE	10.000	74	J LISTER	4
78	T SHARP	20	77	JJ HUGHES-DOWD	108	79	* A BRADFORD	10.775	74	B JEFFRIES	4
78	S MAFFIN	20	80	T SHARP	103	80	* T JAMES	10.863	74	E STOTT-ZAFIROPOULOS	4
78	T JAMES	20	80	J GRATTON	103	81	* E JACKSON	12.500	74	L STOTT-ZAFIROPOULOS	4
82	B RILEY	19	82	S MAFFIN	99	82	* J PERRY	13.813	74	J ELMORE	4
82	E DOYLE	19	83	M WARREN	98	N/A	L CAPEWELL	2.438	74	S ROYTHORNE	4
84	B CARRINGTON	18	84	F McCANDLESS	96	N/A	S GILLARD	2.725	74	E DOYLE	4
85	R LEY	17	85	R LEY	92	N/A	M WARREN	2.817	85	A PANK	3
85	G CONNALLY	17	85	J THOMPSON	92	N/A	A WATHEY	3.545	85	C CLARK	3
85	J GRATTON	17	87	G CONNALLY	91	N/A	K JACKSON	3.563	85	R HUGHES	3
85	E WOODHOUSE	17	88	T STEVENSON	88	N/A	T REES	3.667	85	J PERRY	3
89	A HARTLEY	15	89	A HARTLEY	83	N/A	S TAGUE	3.813	85	J BLURTON	3
89	J MOSEDALE	15	90	J WOODHOUSE	74	N/A	A FEARN	3.850	90	C WOODCOCK	2
89	M WARREN	15	91	A WATHEY	72	N/A	E DOYLE	3.885	90	Mat McNULTY	2
92	C KAVANAGH	13	91	J MOSEDALE	72	N/A	N ZIMMERMANN	3.969	90	J MOSEDALE	2
92	M WATTS	13	91	B JEFFRIES	72	N/A	R LEY	4.103	90	D SPENCER	2
94	J DOBBINS	12	94	M WATTS	69	N/A	C CLARK	4.179	90	N ZIMMERMANN	2
94	F McCANDLESS	12	95	I PAUL	68	N/A	D SPENCER	4.375	90	A OXSPRING	2
96	A PANK	11	96	C KAVANAGH	65	N/A	N BLACK	4.375	90	L BLAKE	2
96	A WATHEY	11	96	E DOYLE	65	N/A	M BUCKLEY	4.417	90	D JEFFRIES	2 (2)
96	N McDONALD	11	98	D JEFFRIES	62	N/A	M WESTON	4.438	90	J GRATTON	2
99	S GILLARD	10	99	A FEARN	61	N/A	T KERR	4.458	90	F McCANDLESS	2
99	A FEARN	10	99	I MATTHEWS	61	N/A	L BLAKE	4.500	90	I BRADLEY	2

## JUNIOR STATISTICS 1992-2023 - AFTER DHORC 682

Sheet 3 of 4 (Note: Highlighted Names are Current 2023 Members, CS = Best Consecutive Results)

MEETINGS ATTENDED		RACES COMPLETED		DRIVER RANKING		FINALS WON						
Pos	JUNIOR	No	Pos	JUNIOR	No	Pos	JUNIOR	No	CS			
99	I MATTHEWS	10	101	J DOBBINS	60	N/A	M YEOMANS	4.563	90	E PAUL	2	(2)
102	L HAWLEY	9	101	E WOODHOUSE	60	N/A	I MATTHEWS	5.075	90	B RILEY	2	
102	D NEALE	9	103	A PANK	58	N/A	J DOBBINS	5.083	90	J McDONALD	2	
102	C WOODCOCK	9	104	N McDONALD	57	N/A	N McDONALD	5.114	90	T KERR	2	
102	Mat McNULTY	9	105	J BLURTON	56	N/A	A HARTLEY	5.212	105	S GILLARD	1	
102	B JEFFRIES	9	106	Ca BLURTON	55	N/A	B REES	5.350	105	C KAVANAGH	1	
102	D JEFFRIES	9	107	E PAUL	54	N/A	J MOSEDALE	5.462	105	D NEALE	1	
102	I PAUL	9	108	N ZIMMERMANN	51	N/A	E WOODHOUSE	5.500	105	A MILNER	1	
102	E PAUL	9	109	S GILLARD	50	N/A	M WILLIS	5.750	105	T REES	1	
110	M SEO	8	109	L HAWLEY	50	N/A	B CARRINGTON	5.847	105	R MAFFIN	1	
110	Ti REES	8	111	S LIVESEY	49	N/A	J McDONALD	6.458	105	T ALLDREAD	1	
110	C BARTLETT	8	112	C BARTLETT	48	N/A	B JEFFRIES	6.472	105	M HART	1	
110	Ca BLURTON	8	113	Mat McNULTY	47	N/A	L BELL	6.550	105	S MAFFIN	1	
110	J BLURTON	8	114	C WOODCOCK	46	N/A	D GEBAUERS	6.750	105	D GEBAUERS	1	
115	A MILNER	7	115	D NEALE	44	N/A	D NEALE	7.083	105	L BELL	1	
115	A REES	7	116	C CLARK	41	N/A	L HAWLEY	7.083	105	M SEO	1	
115	C CLARK	7	117	Ti REES	40	N/A	D JEFFRIES	7.111	105	A FEARN	1	
115	N ZIMMERMANN	7	118	A REES	38	N/A	Mat McNULTY	7.167	105	I MATTHEWS	1	
115	M BUCKLEY	7	118	J McDONALD	38	N/A	C BARTLETT	7.344	105	M WILLIS	1	
120	M HART	6	120	A MILNER	36	N/A	J GRATTON	7.426	105	B REES	1	
120	S LIVESEY	6	121	B REES	35	N/A	M WATTS	7.519	105	S TAGUE	1	
120	SM BLURTON	6	122	M BUCKLEY	33	N/A	C WOODCOCK	8.056	105	L CAPEWELL	1	
120	J McDONALD	6	123	M HART	31	N/A	R FREEMAN	8.417	105	M BUCKLEY	1	
120	T KERR	6	123	A PARKIN	31	N/A	H MOHAMMED	8.500	105	S LIVESEY	1	
125	L BELL	5	123	SM BLURTON	31	N/A	G CONNALLY	8.588	105	L PARKIN	1	
125	B REES	5	126	L PARKIN	30	N/A	B RILEY	8.697	105	A PARKIN	1	
125	L BLAKE	5	127	K JACKSON	29	N/A	A STOTT	8.750	105	R FREEMAN	1	
125	A PARKIN	5	127	M WESTON	29	N/A	A MILNER	8.786	105	S MARTINEZ	1	
125	L PARKIN	5	127	R FREEMAN	29	N/A	M HART	9.417	105	E DOYLE	1	
130	D SPENCER	4	130	L BELL	26	N/A	Ca BLURTON	9.594				
130	M YEOMANS	4	130	M YEOMANS	26	N/A	J BLURTON	9.781				
130	M WILLIS	4	132	S TAGUE	24	N/A	A PANK	10.114				
130	S TAGUE	4	132	T KERR	24	N/A	T ALLDREAD	10.167				
130	K JACKSON	4	134	D SPENCER	23	N/A	E GIBBS	10.417				
130	L CAPEWELL	4	135	M WILLIS	20	N/A	F McCANDLESS	10.558				
130	M WESTON	4	135	L CAPEWELL	20	N/A	C KAVANAGH	10.692				
137	T REES	3	137	T REES	16	N/A	Ti REES	10.719				
137	D ALLDREAD	3	137	T ALLDREAD	16	N/A	D ALLDREAD	10.750				
137	T ALLDREAD	3	137	D GEBAUERS	16	N/A	A REES	10.786				
137	D GEBAUERS	3	140	D ALLDREAD	15	N/A	SM BLURTON	10.833				
137	E GIBBS	3	140	E GIBBS	15	N/A	A PARKIN	11.300				
137	R FREEMAN	3	142	H MOHAMMED	14	N/A	E PAUL	11.806				
143	N BLACK	2	143	L BLAKE	13	N/A	L PARKIN	12.900				
144	H MOHAMMED	1	144	N BLACK	10	N/A	S LIVESEY	13.083				
144	A STOTT	1	145	A STOTT	5	N/A	I PAUL	13.667				

**JUNIOR STATISTICS 1992-2023, AFTER DHORC 682**

Sheet 4 of 4 (Note: Highlighted Names are Current 2023 Members, CS = Best Consecutive Results)

POLES				IDR's				WINS				FASTEST LAPS				BEST RACE LAPS				CHAMPIONSHIPS	
Pos	JUNIOR	No	CS	Pos	JUNIOR	No	CS	Pos	JUNIOR	No	CS	Pos	JUNIOR	No	CS	Pos	JUNIOR	No	CS	YEAR	JUNIOR
1	R LITTLERLAND	61	(6)	1	J SISMEY	215	(14)	1	A HALL	49	(13)	1	J SISMEY	59	(11)	1	R LITTLERLAND	63	(7)	1992	S SLATER
2	J SISMEY	58	(11)	2	R LITTLERLAND	201	(12)	2	R LITTLERLAND	46	(5)	2	R LITTLERLAND	58	(7)	2	T CHADWICK	51	(7)	1993	M MINNIS
3	J MELLOR	46	(10)	3	A TURNBULL	194	(16)	3	J SISMEY	45	(6)	3	A HALL	45	(15)	3	A HALL	50	(16)	1994	M MINNIS (2)
4	A TURNBULL	44	(9)	4	J MELLOR	193	(15)	3	A TURNBULL	45	(5)	4	T CHADWICK	43	(6)	4	J SISMEY	45	(11)	1995	AJ McPEAKE
5	A HALL	42	(11)	5	A HALL	177	(22)	5	T CHADWICK	44	(5)	5	A HUGHES	35	(12)	5	AJ McPEAKE	33	(6)	1996	AJ McPEAKE (2)
6	AJ McPEAKE	34	(12)	6	T CHADWICK	165	(13)	6	J MELLOR	35	(3)	6	AJ McPEAKE	33	(7)	5	L SMITH	33	(20)	1997	C BRENTNALL
7	T CHADWICK	33	(4)	7	L SMITH	135	(29)	7	L SMITH	33	(9)	6	L SMITH	33	(18)	5	J MELLOR	33	(6)	1998	T PANK
8	L SMITH	33	(18)	8	M MINNIS	128	(10)	8	M MINNIS	31	(9)	8	M MINNIS	30	(6)	5	L BOWLES	33	(7)	1999	C BOWLES
9	J HENRY	31	(8)	9	AJ McPEAKE	123	(8)	8	L BOWLES	31	(6)	9	J PATEMAN	29	(5)	9	A HUGHES	32	(11)	2000	J HENRY
10	L BOWLES	31	(7)	10	A HUGHES	112	(24)	10	AJ McPEAKE	29	(6)	9	L BOWLES	29	(14)	10	J PATEMAN	31	(6)	2001	A HENRY (2)
11	M MINNIS	30	(8)	11	J HENRY	110	(12)	11	J HENRY	28	(4)	11	A TURNBULL	26	(4)	10	A TURNBULL	31	(4)	2002	T CHADWICK
12	J PATEMAN	29	(6)	12	J PATEMAN	104	(6)	11	J PATEMAN	28	(4)	12	J HENRY	25	(5)	12	M MINNIS	27	(8)	2003	J SISMEY
13	A HUGHES	28	(11)	13	T MEASHAM	93	(11)	13	A HUGHES	22	(8)	12	J MELLOR	25	(6)	13	J HENRY	25	(5)	2004	J SISMEY (2)
14	C BRENTNALL	24	(8)	14	C BRENTNALL	87	(9)	14	C BRENTNALL	18	(3)	14	C BRENTNALL	20	(7)	14	C BRENTNALL	22	(7)	2005	T CHADWICK (2)
15	T MEASHAM	20	(5)	15	L BOWLES	86	(10)	14	T MEASHAM	18	(3)	14	T PANK	20	(5)	15	Z ROYTHORNE	17	(6)	2006	T MEASHAM
16	T PANK	18	(2)	16	C BOWLES	56	(4)	16	C BOWLES	15	(2)	16	H SMITH	19	(4)	16	T PANK	15	(3)	2007	A HUGHES
17	C BOWLES	11	(3)	17	F HOLMES	52	(3)	17	K LEVERS	13	(3)	17	K LEVERS	15	(3)	17	C BOWLES	13	(2)	2008	L SMITH
18	H SMITH	11	(4)	18	T PANK	51	(4)	18	T PANK	12	(2)	18	B ROYTHORNE	14	(4)	17	K LEVERS	13	(3)	2009	L SMITH (2)
19	J LAWSON	10	(4)	19	P CONNALLY	44	(9)	18	H SMITH	12	(3)	18	Z ROYTHORNE	14	(4)	19	P CONNALLY	12	(3)	2010	K LEVERS
20	N GULL	9	(3)	20	K LEVERS	42	(4)	20	F HOLMES	10	(2)	20	J LAWSON	11	(3)	21	T MEASHAM	12	(3)	2011	J MELLOR
21	JJ HUGHES-DOWD	9	(2)	21	Z ROYTHORNE	40	(2)	20	Z ROYTHORNE	10	(2)	21	P CONNALLY	10	(3)	21	H SMITH	11	(4)	2012	J MELLOR (2)
22	P CONNALLY	7	(3)	22	N GULL	29	(4)	20	J LAWSON	10	(3)	21	T MEASHAM	10	(2)	22	N GULL	10	(3)	2013	J PATEMAN
22	K ASHWORTH	7	(2)	23	JJ HUGHES-DOWD	27	(5)	23	JJ HUGHES-DOWD	9	(3)	23	N GULL	9	(4)	23	J LAWSON	9	(3)	2014	A HALL
22	K LEVERS	7	(2)	24	H SMITH	26	(6)	24	P CONNALLY	7	(2)	24	C BOWLES	7	(2)	24	JJ HUGHES-DOWD	7	(2)	2015	A HALL (2)
22	Z ROYTHORNE	7	(2)	25	J LAWSON	25	(4)	24	N GULL	7	(2)	25	P MARTIN	6	(2)	25	K ASHWORTH	5	(2)	2016	R LITTLERLAND
26	B ROYTHORNE	6	(2)	26	B ROYTHORNE	24	(4)	26	J STEVENSON	5	(2)	25	JJ HUGHES-DOWD	6	(4)	25	B ROYTHORNE	5	(2)	2017	R LITTLERLAND (2)
27	F HOLMES	5	(2)	27	R REES	23	(2)	26	R REES	5	(2)	27	K ASHWORTH	5	(2)	27	M WARREN	4	(2)	2018	A TURNBULL
28	G HADDON	3	(2)	28	K ASHWORTH	21	(5)	26	K ALI	5	(3)	27	J LISTER	5	(2)	27	J LISTER	4	(2)	2019	A TURNBULL (2)
28	S GILLARD	3	(2)	29	L TURNBULL	18	(2)	26	C BULLOCK	5	(2)	27	F HOLMES	5	(2)	29	C DAVENPORT	3	(2)	2020	N/A
28	S SLATER	3	(2)	30	K ALI	16	(5)	26	K ASHWORTH	5	(2)	30	D BARKER	4	(2)	29	S SLATER	3	(2)	2021	H SMITH
28	C BULLOCK	3	(2)	31	J LISTER	16	(2)	31	G HADDON	4	(2)	30	Ca HOLLAND	4	(2)	29	D BARKER	3	(2)	2022	L BOWLES
28	M WARREN	3	(2)	32	C BULLOCK	14	(4)	31	M WARREN	4	(2)	32	C DAVENPORT	3	(2)	30	J WOODHOUSE	3	(2)	2023	L BOWLES (2)
28	J LISTER	3	(2)	33	M WARREN	13	(2)	31	J LISTER	4	(2)	32	M WARREN	3	(2)	33	K ALI	2	(2)		
28	L TURNBULL	3	(2)	34	S GILLARD	12	(3)	31	B ROYTHORNE	4	(2)	32	M BUCKLEY	3	(2)	33	C BULLOCK	2	(2)		
35	J STEVENSON	2	(2)	35	C DAVENPORT	10	(2)	35	S SLATER	3	(2)	33	E WOODHOUSE	3	(2)	33	L BLAKE	2	(2)		
35	R REES	2	(2)	35	G HADDON	10	(2)	35	K SCHOFIELD	3	(2)	36	S SLATER	2	(2)	33	P MARTIN	2	(2)		
35	Ca HOLLAND	2	(2)	35	P MARTIN	10	(2)	35	L TURNBULL	3	(2)	36	J STEVENSON	2	(2)	33	F HOLMES	2	(2)		
35	A CHATTLE	2	(2)	38	S SLATER	9	(4)	35	J WOODHOUSE	3	(2)	36	R REES	2	(2)	33	G REYES-ENGLAND	2	(2)		
35	E WOODHOUSE	2	(2)	38	R COOK	9	(2)	39	C DAVENPORT	2	(2)	38	K ALI	2	(2)	39	S GILLARD	1	(2)		
40	C DAVENPORT	1	(2)	40	K COOK	8	(3)	39	L BLAKE	2	(2)	38	M LITTLERLAND	2	(2)	39	K SCHOFIELD	1	(2)		
40	K ALI	1	(2)	41	J STEVENSON	6	(2)	39	A CHATTLE	2	(2)	41	K SCHOFIELD	1	(2)	39	G HADDON	1	(2)		
40	K COOK	1	(2)	41	Ca HOLLAND	6	(2)	39	P MARTIN	2	(2)	41	J BULLOCK	1	(2)	39	J STEVENSON	1	(2)		
40	R COOK	1	(2)	43	D BARKER	4	(2)	39	G REYES-ENGLAND	2	(2)	41	A HARTLEY	1	(2)	39	E HENRY	1	(2)		
40	L BLAKE	1	(2)	43	C CLARK	4	(3)	44	S GILLARD	1	(2)	41	C BULLOCK	1	(2)	39	J BULLOCK	1	(2)		
40	P MARTIN	1	(2)	43	R HUGHES	4	(2)	44	E HENRY	1	(2)	41	K COOK	1	(2)	39	C CLARK	1	(2)		
40	B JEFFRIES	1	(2)	43	B BROOKS	4	(2)	44	J BULLOCK	1	(2)	41	K JACKSON	1	(2)	39	R REES	1	(2)		
40	M LITTLERLAND	1	(2)	47	K SCHOFIELD	3	(2)	44	S TAGUE	1	(2)	41	M BRADLEY	1	(2)	39	K COOK	1	(2)		
40	D PAUL	1	(2)	47	M MENTY	3	(2)	44	L CAPEWELL	1	(2)	41	J ELMORE	1	(2)	39	S TAGUE	1	(2)		
40	J WOODHOUSE	1	(2)	47	K JACKSON	3	(2)	44	M BUCKLEY	1	(2)	41	D PAUL	1	(2)	39	A JACKSON	1	(2)		
				47	A WATHEY	3	(2)	44	B JEFFRIES	1	(2)	41	S ROYTHORNE	1	(2)	39	A WATHEY	1	(2)		
				47	A CHATTLE	3	(2)	44	M LITTLERLAND	1	(2)	41	J WOODHOUSE	1	(2)	39	Ca HOLLAND	1	(2)		
				47	B JEFFRIES	3	(2)	44	J THOMPSON	1	(2)					39	M BUCKLEY	1	(2)		
				47	D PAUL	3	(2)	44	E DOYLE	1	(2)					39	A CHATTLE	1	(2)		
				54	J WATSON	2	(2)									39	M BRADLEY	1	(2)		
				54	S SCHULE	2	(2)									39	M LITTLERLAND	1	(2)		
				54	E HENRY	2	(2)									39	L TURNBULL	1	(2)		
				54	J BULLOCK	2	(2)									39	E DOYLE	1	(2)		
				54	S TAGUE	2	(2)														
				54	M BRADLEY	2	(2)														
				54	M WESTON	2	(2)														
				54	M LITTLERLAND	2	(2)														
				54	E STOTT-ZAFIROPOULO	2	(2)														
				54	L BROOKS	2	(2)														
				54	D JACKSON	2	(2)														
				54	J THOMPSON	2	(2)														
				54	E WOODHOUSE	2	(2)														
				67	P WALKER	1	(2)														
				67	T SHARP	1	(2)														
				67	R LEY	1	(2)														
				67	A HARTLEY	1	(2)														
				67	J MOSEDALE	1	(2)														
				67	D SPENCER	1	(2)														
				67	T REES	1	(2)														
				67	M YEOMANS	1	(2)														
				67	A OXSPRING	1	(2)														
				67	L BLAKE	1	(2)														
				67	J GRATTON	1	(2)														
				67	G REYES-ENGLAND	1	(2)														
				67	S ROYTHORNE	1	(2)														
				67	J MARTINEZ	1	(2)														
				67	E DOYLE	1	(2)														
				67	J WOODHOUSE	1	(2)														
				67	R HUGHES	1	(2)														

IQR Means Individual Qualifying Rounds I.E. Yellow, Green, Red and Blue Lane on a Normal Club Night

## Outright Track Record Holders After DHORC 682

### Adults

Pos	Name	Qualifying	F1	GC	F1	GC	Total
			Fastest Laps	Fastest Laps	Race Laps	Race Laps	
1	L Pateman	34	44	63	28	49	218
2	S Goodlip	23	39	11	32	18	123
3	A Smith	31	9	27	11	25	103
4	N Sismey	16	8	12	16	16	68
5	J Sismey	15	7	8	14	12	56
6	M Chadwick	12			8	9	29
7	W Lander	9	5	3	6		23
8	P Rees	3	3		10	3	19
8	A McPeake	4	3	5	7		19
10	J Tague	4	3	2	3	5	17
11	J Lymer	4	2	1	2	1	10
12	T Baldock	3	1	1	1	2	8
13	D Garbett	1	1	1	3	1	7
14	A Turnbull	1	2		3		6
14	L Smith	2	1	3			6
16	C Roythorne		2	2		1	5
17	J Neale				2	1	3
17	S Anand	1			1	1	3
17	T Chadwick		1		2		3
17	J Lamb	1		1	1		3
21	M Allsopp				2		2
21	S Lander			1	1		2
21	C Bowles	1	1				2
24	G Peach		1				1
24	D McPeake		1				1
24	J Roythorne				1		1
24	JJ Hughes-Dowd		1				1
24	S Smith				1		1
24	S Pank				1		1
Total		155	123	132	137	138	741

Note: Some Records Can Be Held By More Than One Member - Highlighted Names 2023 Members

## Outright Track Record Holders After DHORC 682

### Juniors

Pos	Name	Qualifying	F1	GC	F1	GC	Total
			Fastest Laps	Fastest Laps	Race Laps	Race Laps	
1	A Turnbull	31	22	16	34	17	120
2	R Litherland	24	21	26	13	28	112
3	J Sismey	15	15	12	11	17	70
4	A Hall	12	8	6	13	11	50
5	T Chadwick	7	6	10	7	19	49
6	AJ McPeake	10	9	4	9	4	36
7	L Bowles	12	3	5	4	9	33
8	T Measham	6	4	1	13	3	27
8	J Henry	2	9	5	9	2	27
10	J Mellor	10	4	4	2	4	24
11	H Smith	7	4	5	3	3	22
12	M Minnis	6	2	4	2	5	19
13	Z Roythorne	2	2	6		8	18
14	J Pateman	4	4	5	1	3	17
15	JJ Hughes-Dowd	6	3		3		12
16	B Roythorne	1	1	6		2	10
17	F Holmes	1	3	2	3		9
17	C Brentnall		2	3		4	9
17	J Lawson	1	2	2	3	1	9
20	A Hughes	2	1	5			8
20	L Smith		4		4		8
22	T Pank		1	3	2		6
22	C Bowles	2	1		1	2	6
24	E Woodhouse	2	1	2			5
25	P Connally		1	3			4
25	R Rees	1	1	1		1	4
25	K Ashworth	1	1	1		1	4
25	L Turnbull	1	1		2		4
25	J Woodhouse	1		1	2		4
30	K Levers		1		1	1	3
31	P Martin		1		1		2
31	N Gull		1		1		2
33	Ca Holland			1			1
33	E Henry		1				1
33	C Clark					1	1
33	K Ali				1		1
33	B Brooks				1		1
33	J Elmore		1				1
33	S Roythorne			1			1
33	A Hartley			1			1
<b>Total</b>		<b>167</b>	<b>141</b>	<b>141</b>	<b>146</b>	<b>146</b>	<b>741</b>

Note: Some Records Can Be Held By More Than One Member - Highlighted Names 2023 Members

# DHORC Statistics 2023

Poles		Adult				Junior				Poles	
Records		Name	Total	2023	Name	Total	2023	Records			
<b>All Time</b>		L Pateman	129	7	L Bowles	31	13	<b>All Time</b>			
L Pateman	129	S Goodlip	94	7	H Smith	11		R Litherland	61		
<b>Season</b>		N Sismey	86	1	J Lawson	10		<b>Season</b>			
S Goodlip	17	A Smith	58	8	JJ Hughes-Dowd	9	8	L Smith	21		
		P Rees	19	1	E Woodhouse	2	2				
		L Smith	6		J Woodhouse	1	1				
		D Garbett	5								
		G Peach	2								
		C Bowles	2								
		A Turnbull	2	1							
<b>Race Wins</b>		<b>Adult</b>				<b>Junior</b>				<b>Race Wins</b>	
Records		Name	Total	2023	Name	Total	2023	Records			
<b>All Time</b>		L Pateman	121	5	L Bowles	31	15	<b>All Time</b>			
L Pateman	121	S Goodlip	90	7	H Smith	12		A Hall	49		
<b>Season</b>		N Sismey	86	1	J Lawson	10		<b>Season</b>			
W Lander	16	A Smith	52	8	JJ Hughes-Dowd	9	8	L Smith	20		
		P Rees	29	1	J Woodhouse	3	2	A Hall	20		
		D Garbett	4		J Thompson	1					
		L Smith	4		E Doyle	1					
		A Turnbull	4	1							
		G Peach	3								
		R Litherland	2								
		S Smith	1	1							
		C Bowles	1	1							
<b>Fast Laps</b>		<b>Adult</b>				<b>Junior</b>				<b>Fast Laps</b>	
Records		Name	Total	2023	Name	Total	2023	Records			
<b>All Time</b>		L Pateman	286	6	L Bowles	29	13	<b>All Time</b>			
L Pateman	286	S Goodlip	62	8	H Smith	19	1	J Sismey	59		
<b>Season</b>		A Smith	59	7	J Lawson	11	2	<b>Season</b>			
L Pateman	19	N Sismey	51	1	JJ Hughes-Dowd	6	5	L Smith	21		
A Smith	19	P Rees	12		E Woodhouse	3	3				
		L Smith	7		J Woodhouse	1	1				
		D Garbett	5								
		C Bowles	4	1							
		G Peach	3								
		A Turnbull	2								
		JJ Hughes-Dowd	1	1							
<b>Race Laps</b>		<b>Adult</b>				<b>Junior</b>				<b>Race Laps</b>	
Records		Name	Total	2023	Name	Total	2023	Records			
<b>All Time</b>		L Pateman	190	8	L Bowles	33	16	<b>All Time</b>			
L Pateman	190	N Sismey	91	1	H Smith	11	1	R Litherland	63		
<b>Season</b>		S Goodlip	74	8	J Lawson	9		<b>Season</b>			
W Lander	16	A Smith	64	7	JJ Hughes-Dowd	7	6	A Hall	22		
		P Rees	23		J Woodhouse	3	2				
		L Smith	10		E Doyle	1					
		D Garbett	7								
		G Peach	2								
		A Turnbull	2								
		C Bowles	2								
		S Smith	1	1							
		JJ Hughes-Dowd	1	1							

## Current Members Best Ever Position Records after DHORC 682

Qualifying				Final Position				Fastest Laps				Race Laps				
Pos	Adult	DHORC	Gap	Pos	Adult	DHORC	Gap	Pos	Adult	DHORC	Gap	Pos	Adult	DHORC	Gap	Date
1	A Smith	682	0	1	A Smith	682	0	1	A Smith	682	0	1	A Smith	682	0	14-Nov-23
1	S Goodlip	681	1	1	C Bowles	681	1	1	S Goodlip	681	1	1	L Pateman	681	1	14-Nov-23
1	L Pateman	679	3	1	S Goodlip	679	3	1	L Pateman	678	4	1	JJ Hughes-Dowd	681	1	14-Nov-23
1	N Sismey	672	10	1	A Turnbull	675	7	1	N Sismey	672	10	1	S Goodlip	679	3	17-Oct-23
1	A Turnbull	671	11	1	L Pateman	674	8	1	C Bowles	669	13	1	N Sismey	673	9	25-Jul-23
1	P Rees	661	21	1	N Sismey	673	9	1	D Garbett	657	25	1	S Smith	671	11	25-Jul-23
1	C Bowles	647	35	1	S Smith	671	11	1	A Turnbull	625	57	1	D Garbett	657	25	13-Dec-22
1	D Garbett	625	57	1	P Rees	665	17	1	L Smith	591	91	1	C Bowles	653	29	08-Nov-22
1	L Smith	591	91	1	R Litherland	652	30	1	G Peach	565	117	1	P Rees	649	33	27-Sep-22
1	G Peach	565	117	1	D Garbett	611	71	1	P Rees	497	185	1	A Turnbull	635	47	22-Feb-22
2	A Woodhouse	674	8	2	L Smith	566	116	2	R Litherland	624	58	2	L Smith	579	103	04-Sep-18
2	R Litherland	624	58	2	G Peach	537	145	2	L Bowles	675	7	2	G Peach	565	117	24-Feb-18
4	D Hughes-Dowd	671	11	2	JJ Hughes-Dowd	681	1	2	S Smith	671	11	2	R Litherland	624	58	28-Sep-21
4	L Blackburn	658	24	3	L Blackburn	673	9	3	L Blackburn	658	24	3	L Blackburn	674	8	25-Jul-23
4	L Blackburn	650	32	3	A Woodhouse	672	10	3	A Woodhouse	564	118	3	A Woodhouse	672	10	25-Jul-23
5	S Smith	671	11	3	D Turnbull	527	155	3	A Woodhouse	90	592	3	L Bowles	674	8	25-Jul-23
5	S Gray	627	55	4	L Bowles	674	8	4	A Woodhouse	674	8	4	S Gray	672	10	25-Jul-23
6	D Latham	674	8	4	S Gray	672	10	4	D Latham	679	3	4	D Latham	672	10	25-Jul-23
6	L Bowles	669	13	4	J Litherland	563	119	4	D Latham	671	11	4	D Turnbull	596	86	09-Apr-19
6	J Litherland	485	197	5	D Latham	672	10	5	JJ Hughes-Dowd	670	12	5	A Holliday	144	538	11-Jul-00
6	A Holliday	255	427	6	R Lawson	530	152	6	H Smith	658	24	6	J Litherland	563	119	24-Feb-18
7	JJ Hughes-Dowd	681	1	6	A Holliday	238	444	6	J Lawson	650	32	6	R Lawson	530	152	18-Oct-16
7	H Smith	672	10	7	J Lawson	650	32	7	S Gray	635	47	7	H Smith	657	25	13-Dec-22
7	M Dutton	649	33	8	D Hughes-Dowd	682	0	8	J Litherland	616	66	8	J Lawson	650	32	27-Sep-22
7	R Lawson	629	53	8	H Smith	657	25	8	M Dutton	672	10	8	M Dutton	647	35	09-Aug-22
8	J Lawson	650	32	8	M Dutton	649	33	8	R Lawson	530	152	8	D Hughes-Dowd	680	2	17-Oct-23
10	A Thompson	646	36	13	A Stevenson	679	3	10	A Stevenson	677	5	10	A Stevenson	667	15	23-May-23
11	A Stevenson	658	24	13	L Haymes	677	5	12	A Thompson	644	38	11	A Thompson	655	27	29-Nov-22
14	L Haymes	677	5	13	A Thompson	645	37	14	L Haymes	677	5	14	L Haymes	677	5	12-Sep-23
1	JJ Hughes-Dowd	682	0	1	L Bowles	682	0	1	L Bowles	682	0	1	JJ Hughes-Dowd	682	0	14-Nov-23
1	L Bowles	680	2	1	JJ Hughes-Dowd	681	1	1	JJ Hughes-Dowd	681	1	1	L Bowles	680	2	17-Oct-23
1	E Woodhouse	674	8	1	J Woodhouse	673	9	1	J Lawson	678	4	1	H Smith	678	4	03-Oct-23
1	J Woodhouse	672	10	1	H Smith	657	25	1	H Smith	675	7	1	J Woodhouse	673	9	25-Jul-23
1	H Smith	658	24	1	J Lawson	656	26	1	J Woodhouse	674	8	1	J Lawson	656	26	29-Nov-22
1	J Lawson	656	26	1	E Doyle	649	33	1	E Woodhouse	674	8	1	E Doyle	649	33	27-Sep-22
2	E Doyle	660	22	1	J Thompson	640	42	2	E Doyle	646	36	2	J Thompson	636	46	22-Feb-22
2	J Thompson	636	46	2	T Stevenson	653	29	2	J Thompson	636	46	2	T Stevenson	670	12	18-Jul-23
3	T Stevenson	661	21	4	E Woodhouse	671	11	4	T Stevenson	659	23	4	E Woodhouse	663	19	14-Mar-23

### Distance Covered In DHORC Club Championship 2023

Pos	Competitor	Class	Laps	Feet	Feet / Race	Miles	Races
1	S Goodlip	A	2,133.7	211,828	2,407	40.1	88
2	P Rees	A	2,010.5	200,615	2,134	38.0	94
3	N Sismey	A	1,957.5	192,834	2,167	36.5	89
4	L Pateman	A	1,916.9	189,027	2,363	35.8	80
5	A Smith	A	1,850.0	182,228	2,398	34.5	76
6	L Blacker	A	1,803.0	178,956	1,924	33.9	93
7	JJ Hughes-Dowd	J	1,605.6	159,752	1,925	30.3	83
8	A Turnbull	A	1,521.8	154,875	2,212	29.3	70
9	D Turnbull	A	1,548.0	154,049	2,027	29.2	76
10	G Peach	A	1,542.4	150,194	2,209	28.4	68
11	C Bowles	A	1,504.1	149,787	2,236	28.4	67
12	L Bowles	J	1,437.5	145,251	1,963	27.5	74
13	S Gray	A	1,364.6	135,089	1,876	25.6	72
14	R Litherland	A	1,371.5	130,286	2,208	24.7	59
15	D Hughes-Dowd	A	1,275.8	129,551	1,661	24.5	78
16	J Woodhouse	J	1,115.7	112,014	1,647	21.2	68
17	D Latham	A	1,065.8	109,739	1,770	20.8	62
18	A Woodhouse	A	1,070.9	107,211	1,729	20.3	62
19	A Stevenson	A	1,009.0	98,591	1,860	18.7	53
20	T Stevenson	J	876.9	85,852	1,363	16.3	63
21	H Smith	J	799.5	79,474	1,728	15.1	46
22	S Smith	A	776.5	77,846	1,692	14.7	46
23	E Woodhouse	J	651.4	65,378	1,090	12.4	60
24	R Lawson	A	647.0	59,727	1,614	11.3	37
25	JJ Hughes-Dowd	A	543.8	55,241	2,046	10.5	27
26	J Thompson	A	527.1	51,313	1,655	9.7	31
27	J Lawson	J	543.0	49,907	1,560	9.5	32
28	A Thompson	A	464.9	45,722	1,759	8.7	26
29	L Smith	A	413.8	40,684	1,695	7.7	24
30	H Smith	A	351.6	35,689	1,983	6.8	18
31	M Dutson	A	313.2	30,207	1,373	5.7	22
32	L Bowles	A	254.1	26,171	2,013	5.0	13
33	D Garbett	A	199.0	21,106	2,111	4.0	10
34	J Lawson	A	212.1	19,349	1,759	3.7	11
35	L Haymes	A	179.2	16,111	1,611	3.1	10
36	E Doyle	J	145.9	15,513	1,724	2.9	9
37	A Holliday	A	127.3	12,539	2,090	2.4	6
38	J Litherland	A	116.9	9,274	1,855	1.8	5
Pos	Competitor	Class	37,247.5	3,688,978.1	1,879.9	698.7	1,908



# Next Circuit



Donington Park



**Where Do We Race Next?**

**What Are The Records?**

**Who Has Been On The Podium?**

# Circuit History

**Donington Park** is a motorsport circuit located near Castle Donington in Leicestershire, England. The circuit business is now owned by Jonathan Palmer's MotorSport Vision organisation, and the surrounding Donington Park Estate, still owned by the Wheatcroft family, is currently under lease by MotorSport Vision until 2038. It has a capacity of 120,000 and is also the venue of the Download Festival.

Originally part of the Donington Hall estate, it was created as a racing circuit during the period between the First and Second World Wars when the German Silver Arrows were battling for the European Championship. Used as a military vehicle storage depot during the Second World War, it fell into disrepair until bought by local construction entrepreneur Tom Wheatcroft. Revived under his ownership in the 1970s, it hosted a single Formula One race in 1993, but became the favoured home of the British round of the MotoGP motorcycling championship.

Cancelled		Donington Park (UK)			Rounds 25&26		
		Previous Results					
	Adults		1st	2nd	3rd		
DHORC 19	14-Sep 1993	92'7"	J Neale	N Sisme	J Tague		
DHORC 20	05-Oct 1993	92'7"	J Tague	N Sisme	D Brentnall		
DHORC 21	29-Oct 1993	92'7"	J Tague	A Smith	N Sisme		
DHORC 22	16-Nov 1993	92'7"	J Tague	A McPeake	J Neale		
DHORC 77	11-Mar 1997	92'7"	N Sisme	S Goodlip	M Chadwick		
DHORC 97	10-Mar 1998	92'7"	P Rees	N Sisme	A McPeake		
DHORC 117	09-Mar 1999	92'7"	P Rees	N Sisme	A McPeake		
DHORC 137	07-Mar 2000	92'7"	M Chadwick	T Dingley	J Tague		
DHORC 244	22-Feb 2005	92'7"	M Chadwick	W Lander	D McPeake		
DHORC 330	13-Jan 2009	66'3"	J Sisme	A McPeake	N Sisme		
DHORC 378	11-Jan 2011	66'3"	M Chadwick	A McPeake	L Smith		
DHORC 430	15-Jan 2013	66'3"	J Sisme	L Pateman	S Anand		
DHORC 500	22-Aug 2015	116'1"	T Baldock	S Goodlip	N Sisme		
DHORC 543	21-Mar 2017	66'3"	D Garbett	P Rees	S Goodlip		
DHORC 633 F1	01-Feb 2022	84'6"	A Smith	P Rees	S Goodlip		
DHORC 634 GC	01-Feb 2022	84'6"	L Pateman	A Smith	R Litherland		
DHORC 647 F1	09-Aug 2022	84'6"	A Smith	C Bowles	P Rees		
DHORC 648 GC	09-Aug 2022	84'6"	L Pateman	A Smith	N Sisme		
DHORC 683 F1	28-Nov 2023	84'6"					
DHORC 684 GC	28-Nov 2023	84'6"					

	Juniors		1st	2nd	3rd
DHORC 19	14-Sep 1993	92'7"	M Minnis	C Davenport	K Schofield
DHORC 20	05-Oct 1993	92'7"	AJ McPeake	M Minnis	C Davenport
DHORC 21	29-Oct 1993	92'7"	M Minnis	AJ McPeake	C Davenport
DHORC 22	16-Nov 1993	92'7"	M Minnis	C Davenport	K Schofield
DHORC 77	11-Mar 1997	92'7"	C Brentnall	J Henry	J Watson
DHORC 97	10-Mar 1998	92'7"	C Brentnall	C Bowles	G Haddon
DHORC 117	09-Mar 1999	92'7"	J Henry	C Brentnall	P Connally
DHORC 137	07-Mar 2000	92'7"	J Henry	P Connally	T Pank
DHORC 244	22-Feb 2005	92'7"	T Chadwick	J Sisme	K All
DHORC 330	13-Jan 2009	66'3"	L Smith	K Cook	R Cook
DHORC 378	11-Jan 2011	66'3"	K Levers	J Mellor	J Pateman
DHORC 430	15-Jan 2013	66'3"	J Mellor	J Pateman	J Lister
DHORC 500	22-Aug 2015	116'1"	A Hall	A Turnbull	Z Roythorne
DHORC 543	21-Mar 2017	66'3"	A Turnbull	R Litherland	F Holmes
DHORC 633 F1	01-Feb 2022	84'6"	J Lawson	L Bowles	H Smith
DHORC 634 GC	01-Feb 2022	84'6"	L Bowles	J Lawson	H Smith
DHORC 647 F1	09-Aug 2022	84'6"	J Woodhouse	L Bowles	
DHORC 648 GC	09-Aug 2022	84'6"	L Bowles	J Woodhouse	
DHORC 683 F1	28-Nov 2023	84'6"			
DHORC 684 GC	28-Nov 2023	84'6"			

Circuit Records		Lap Length 84'6"	
<b>Qualifying</b>			
F1	L Pateman	01Feb22	58.1 Laps
GC	L Pateman	01Feb22	77.5 Laps
<b>Fastest Laps</b>			
F1	S Goodlip	01Feb22	5.25 secs
GC	L Pateman	01Feb22	3.99 secs
<b>Race Laps</b>			
F1	A Smith	01Feb22	30.3 Laps
GC	L Pateman	01Feb22	41.9 Laps
<b>Final Points</b>			
7.0 Points	P Rees	09Aug22	





**DHORC 683 & 684**

## Donington Park Best Off Chart 1

Qualifying Combined					Final Points			
Pos	Adult	Laps	MPH	Date	Pos	Adult	Pts	Date
1	L Pateman	N/A	N/A	N/A	1	P Rees (M)	7.0	09-Aug-22
1	A Smith (M)	N/A	N/A	N/A	2	G Peach (M)	5.0	01-Feb-22
1	P Rees (M)	N/A	N/A	N/A	2	D Garbett (M)	5.0	01-Feb-22
1	N Sismey (M)	N/A	N/A	N/A	4	C Cooper	3.5	01-Feb-22
1	S Goodlip	N/A	N/A	N/A	5	S Goodlip	3.0	01-Feb-22
1	A Turnbull	N/A	N/A	N/A	5	R Litherland	3.0	01-Feb-22
1	R Litherland	N/A	N/A	N/A	7	S Gray (M)	2.5	01-Feb-22
1	S Gray (M)	N/A	N/A	N/A	7	C Bowles	2.5	01-Feb-22
1	C Bowles	N/A	N/A	N/A	7	S Smith	2.5	01-Feb-22
1	D Edwards	N/A	N/A	N/A	10	A Smith (M)	2.0	01-Feb-22
1	G Peach (M)	N/A	N/A	N/A	10	L Pateman	2.0	01-Feb-22
1	R Lawson	N/A	N/A	N/A	12	N Sismey (M)	1.5	01-Feb-22
1	D Turnbull	N/A	N/A	N/A	12	D Edwards	1.5	01-Feb-22
1	L Blacker	N/A	N/A	N/A	12	L Blacker	1.5	01-Feb-22
1	L Edwards	N/A	N/A	N/A	12	J Lamb	1.5	01-Feb-22
1	S Smith	N/A	N/A	N/A	12	L Edwards	1.5	01-Feb-22
1	R Masters (M)	N/A	N/A	N/A	12	R Masters (M)	1.5	01-Feb-22
1	D Garbett (M)	N/A	N/A	N/A	12	R Lawson	1.5	01-Feb-22
1	C Cooper	N/A	N/A	N/A	12	D Turnbull	1.5	01-Feb-22
1	J Lamb	N/A	N/A	N/A	12	M Dutson	1.5	09-Aug-22
1	M Dutson	N/A	N/A	N/A	21	A Turnbull	1.0	09-Aug-22
1	L Bowles	N/A	N/A	N/A	22	L Bowles	0.5	09-Aug-22
1	A Woodhouse	N/A	N/A	N/A	23	A Woodhouse	0.0	09-Aug-22
Pos	Junior	Laps	MPH	Date	Pos	Junior	Pts	Date
1	J Lawson	N/A	N/A	N/A	1	J Lawson	2.0	01-Feb-22
1	L Bowles	N/A	N/A	N/A	1	L Bowles	2.0	01-Feb-22
1	H Smith	N/A	N/A	N/A	1	J Woodhouse	2.0	09-Aug-22
1	J Woodhouse	N/A	N/A	N/A	4	H Smith	1.0	01-Feb-22



### Donington Park Best Off Chart 2 - F1

Qualifying					Fastest Laps					Race Laps				
Pos	Adult	Laps	MPH	Date	Pos	Adult	Time	MPH	Date	Pos	Adult	Laps	MPH	Date
1	L Pateman	58.1	9.298	01-Feb-22	1	S Goodlip	5.25	10.974	01-Feb-22	1	A Smith (M)	30.3	9.698	01-Feb-22
2	A Smith (M)	55.6	8.898	01-Feb-22	2	L Pateman	5.31	10.850	01-Feb-22	2	L Pateman	29.4	9.410	01-Feb-22
3	P Rees (M)	55.0	8.802	01-Feb-22	3	A Smith (M)	5.34	10.789	01-Feb-22	3	S Goodlip	29.2	9.346	01-Feb-22
3	C Bowles	55.0	8.802	09-Aug-22	4	G Peach (M)	5.58	10.325	01-Feb-22	4	P Rees (M)	29.1	9.314	01-Feb-22
5	N Sismey (M)	54.9	8.786	01-Feb-22	5	C Bowles	5.65	10.197	01-Feb-22	4	N Sismey (M)	29.1	9.314	01-Feb-22
6	S Goodlip	54.4	8.706	01-Feb-22	5	D Garbett (M)	5.65	10.197	01-Feb-22	6	C Bowles	28.1	8.994	09-Aug-22
7	A Turnbull	50.4	8.066	01-Feb-22	7	P Rees (M)	5.72	10.072	01-Feb-22	7	G Peach (M)	27.8	8.898	01-Feb-22
8	R Litherland	49.1	7.858	01-Feb-22	8	D Edwards	5.73	10.055	01-Feb-22	8	D Garbett (M)	26.8	8.578	01-Feb-22
9	S Gray (M)	48.1	7.698	01-Feb-22	9	A Turnbull	5.88	9.798	09-Aug-22	9	A Turnbull	26.7	8.546	01-Feb-22
10	D Edwards	46.2	7.394	01-Feb-22	10	N Sismey (M)	5.89	9.782	01-Feb-22	10	R Litherland	26.2	8.386	01-Feb-22
11	G Peach (M)	45.7	7.314	01-Feb-22	11	R Litherland	6.06	9.507	01-Feb-22	10	S Gray (M)	26.2	8.386	01-Feb-22
12	R Lawson	45.6	7.298	01-Feb-22	12	S Gray (M)	6.18	9.323	01-Feb-22	12	D Edwards	25.9	8.290	01-Feb-22
13	D Turnbull	45.2	7.234	01-Feb-22	13	L Blacker	6.40	9.002	01-Feb-22	13	M Dutson	25.6	8.194	09-Aug-22
14	L Blacker	44.6	7.138	01-Feb-22	14	R Lawson	6.51	8.850	01-Feb-22	14	L Blacker	25.5	8.162	01-Feb-22
15	L Bowles	42.2	6.754	09-Aug-22	15	S Smith	6.55	8.796	01-Feb-22	15	R Lawson	24.3	7.778	01-Feb-22
16	L Edwards	41.7	6.674	01-Feb-22	15	C Cooper	6.55	8.796	01-Feb-22	16	L Edwards	23.6	7.554	01-Feb-22
17	A Woodhouse	41.3	6.610	09-Aug-22	17	D Turnbull	6.62	8.703	01-Feb-22	17	D Turnbull	23.5	7.522	01-Feb-22
18	S Smith	40.8	6.530	01-Feb-22	18	M Dutson	6.68	8.625	09-Aug-22	18	C Cooper	23.1	7.394	01-Feb-22
19	R Masters (M)	40.4	6.466	01-Feb-22	19	A Woodhouse	6.78	8.498	09-Aug-22	18	J Lamb	23.1	7.394	01-Feb-22
20	D Garbett (M)	39.0	6.241	01-Feb-22	20	J Lamb	6.80	8.473	01-Feb-22	20	A Woodhouse	22.7	7.266	09-Aug-22
21	M Dutson	38.6	6.177	09-Aug-22	21	L Edwards	6.83	8.435	01-Feb-22	21	R Masters (M)	22.3	7.138	01-Feb-22
22	C Cooper	37.5	6.001	01-Feb-22	22	L Bowles	7.05	8.172	09-Aug-22	22	L Bowles	22.1	7.074	09-Aug-22
23	J Lamb	35.0	5.601	01-Feb-22	23	R Masters (M)	7.33	7.860	01-Feb-22	23	S Smith	21.9	7.010	01-Feb-22
Pos	Junior	Laps	MPH	Date	Pos	Junior	Time	MPH	Date	Pos	Junior	Laps	MPH	Date
1	J Lawson	43.1	6.898	01-Feb-22	1	J Lawson	6.29	9.160	01-Feb-22	1	J Lawson	25.3	8.098	01-Feb-22
2	L Bowles	39.2	6.273	01-Feb-22	2	L Bowles	6.61	8.716	01-Feb-22	2	L Bowles	22.1	7.074	01-Feb-22
3	H Smith	33.5	5.361	01-Feb-22	3	H Smith	6.74	8.548	01-Feb-22	3	J Woodhouse	21.1	6.754	09-Aug-22
4	J Woodhouse	30.9	4.945	09-Aug-22	4	J Woodhouse	7.48	7.702	09-Aug-22	4	H Smith	17.9	5.729	01-Feb-22



### Donington Park Best Off Chart 3 - GC

Qualifying					Fastest Laps					Race Laps				
Pos	Adult	Laps	MPH	Date	Pos	Adult	Time	MPH	Date	Pos	Adult	Laps	MPH	Date
1	L Pateman	77.5	12.403	01-Feb-22	1	L Pateman	3.99	14.440	01-Feb-22	1	L Pateman	41.9	13.411	01-Feb-22
2	A Smith (M)	74.4	11.907	01-Feb-22	1	A Smith (M)	3.99	14.440	01-Feb-22	2	A Smith (M)	39.1	12.515	01-Feb-22
3	S Goodlip	69.6	11.139	01-Feb-22	3	G Peach (M)	4.34	13.275	01-Feb-22	3	S Goodlip	36.7	11.747	01-Feb-22
4	R Litherland	67.6	10.819	01-Feb-22	4	J Lamb	4.42	13.035	01-Feb-22	4	R Litherland	35.2	11.267	01-Feb-22
5	N Sismey (M)	67.0	10.723	09-Aug-22	5	R Litherland	4.45	12.947	01-Feb-22	5	G Peach (M)	34.9	11.171	01-Feb-22
6	P Rees (M)	65.0	10.402	01-Feb-22	6	D Garbett (M)	4.46	12.918	01-Feb-22	6	N Sismey (M)	34.5	11.043	09-Aug-22
7	C Bowles	62.9	10.066	01-Feb-22	7	S Goodlip	4.53	12.718	01-Feb-22	7	P Rees (M)	34.4	11.011	01-Feb-22
8	D Garbett (M)	61.7	9.874	01-Feb-22	8	C Bowles	4.54	12.690	09-Aug-22	8	D Garbett (M)	34.0	10.883	09-Aug-22
9	A Turnbull	61.3	9.810	01-Feb-22	9	P Rees (M)	4.72	12.206	01-Feb-22	9	A Turnbull	33.7	10.787	09-Aug-22
10	G Peach (M)	60.6	9.698	01-Feb-22	10	N Sismey (M)	4.73	12.180	09-Aug-22	10	C Bowles	32.8	10.498	01-Feb-22
11	L Bowles	57.0	9.122	09-Aug-22	11	D Edwards	4.76	12.104	01-Feb-22	11	J Lamb	32.3	10.338	01-Feb-22
12	D Turnbull	56.8	9.090	01-Feb-22	12	C Cooper	4.77	12.078	01-Feb-22	12	C Cooper	31.9	10.210	01-Feb-22
13	J Lamb	56.6	9.058	01-Feb-22	13	A Turnbull	4.78	12.053	01-Feb-22	13	D Turnbull	30.9	9.890	01-Feb-22
14	R Lawson	55.4	8.866	01-Feb-22	14	D Turnbull	4.92	11.710	01-Feb-22	13	R Lawson	30.9	9.890	01-Feb-22
15	C Cooper	52.2	8.354	01-Feb-22	15	S Smith	5.11	11.275	01-Feb-22	13	S Smith	30.9	9.890	01-Feb-22
16	D Edwards	50.4	8.066	01-Feb-22	16	R Lawson	5.14	11.209	01-Feb-22	13	L Bowles	30.9	9.890	09-Aug-22
17	S Gray (M)	50.1	8.018	01-Feb-22	17	L Bowles	5.16	11.165	09-Aug-22	17	D Edwards	30.2	9.666	01-Feb-22
18	L Edwards	49.6	7.938	01-Feb-22	18	L Blacker	5.25	10.974	09-Aug-22	18	L Blacker	28.6	9.154	09-Aug-22
18	L Blacker	49.6	7.938	09-Aug-22	19	A Woodhouse	5.63	10.233	09-Aug-22	19	L Edwards	27.3	8.738	01-Feb-22
20	S Smith	48.6	7.778	01-Feb-22	20	L Edwards	5.79	9.951	01-Feb-22	20	S Gray (M)	26.5	8.482	01-Feb-22
21	A Woodhouse	43.3	6.930	09-Aug-22	21	S Gray (M)	6.01	9.586	01-Feb-22	21	A Woodhouse	23.9	7.650	09-Aug-22
22	R Masters (M)	42.1	6.738	01-Feb-22	22	R Masters (M)	6.24	9.233	01-Feb-22	22	R Masters (M)	23.0	7.362	01-Feb-22
23	M Dutson	37.9	6.065	09-Aug-22	23	M Dutson	6.42	8.974	09-Aug-22	23	M Dutson	20.6	6.594	09-Aug-22
Pos	Junior	Laps	MPH	Date	Pos	Junior	Time	MPH	Date	Pos	Junior	Laps	MPH	Date
1	L Bowles	55.5	8.882	01-Feb-22	1	L Bowles	5.12	11.253	01-Feb-22	1	L Bowles	29.7	9.506	01-Feb-22
2	H Smith	51.4	8.226	01-Feb-22	2	J Lawson	5.26	10.953	01-Feb-22	2	J Lawson	28.5	9.122	01-Feb-22
3	J Lawson	46.6	7.458	01-Feb-22	3	H Smith	5.66	10.179	01-Feb-22	3	H Smith	26.2	8.386	01-Feb-22
4	J Woodhouse	32.5	5.201	09-Aug-22	4	J Woodhouse	6.45	8.932	09-Aug-22	4	J Woodhouse	25.1	8.034	09-Aug-22





## LEXAN BODY CATALOGUE

### Legends

SWB = 38mm (1.5")  
between axle centres

LWB = 41mm (1.6")  
between axle centres



AC Cobra  
Convertible  
LWB



Acura NSX  
GT3 2017  
LWB  
30mm Clip



Alfa Romeo 155  
Touring Car  
LWB  
29mm Clip



Alfa Romeo  
BTCC  
LWB  
30mm Clip



Alfa Romeo  
TZ3 Corsa  
SWB  
29mm Clip



Aston Martin  
Vantage GT3  
LWB



Audi  
R8LMS GT3  
LWB



Audi S3  
BTCC  
LWB  
27mm Clip



Austin  
Mini Cooper  
SWB  
28mm Clip



Bentley  
Continental GT3  
LWB  
30mm Clip











BMW  
320i Turbo Grp5  
SWB  
27mm Clip



BMW 1 Series  
BTCC  
LWB  
29mm Clip





















BMW  
M1  
SWB  
30mm Clip




















			
BMW M3 GT2 LWB 27mm Clip	BMW Z4 GT3 LWB	BMW Z8 Convertible LWB 30mm Clip	Bugatti EB110 SWB 32mm Clip
			
Bugatti Veyron LWB 31mm Clip			
			
Chevrolet Nastruck LWB 30mm Clip	Chevron B19 SWB or LWB 29mm Clip	Corvette C5r GT SWB 30mm Clip	Corvette C7r GT 2017 LWB 31mm Clip
			
Corvette C8r GT3 LWB	Corvette Daytona Prototype SWB 30mm Clip	Corvette 1969 Stingray SWB 30mm Clip	
			
Datsun 240Z SWB 27mm Clip	Datsun Fairlady 2000 LWB 26mm Clip	Dodge Challenger LWB 31mm Clip	
















			
Ferrari 250 gt Berlinetta Lusso SWB 30mm Clip	Ferrari 250 GTO LWB 29mm Clip	Ferrari 308 GTb LWB 28mm Clip	Ferrari 365 GTb Daytona SWB 28mm Clip
			
Ferrari 488 Gte LWB 29mm Clip	Ferrari 512 LM SWB or LWB 29mm Clip	Ferrari 575 GTc LWB 30mm Clip	Ferrari 612 Can-Am SWB 32mm Clip
			
Ferrari F40 SWB 32mm Clip	Ferrari Testarossa SWB 32mm Clip	Ford Capri SWB 30mm Clip	Ford Escort SWB 29mm Clip
			
Ford Custom Van LWB 30mm Clip	Ford Focus RS BTCC LWB 29mm Clip	Ford 2006 GT LWB 29mm Clip	Ford 2016 GT LWB Body Pins Only
			
Ford GT40 SWB 29mm Clip	Ford 2005 Mustang LWB 27mm Clip		



			
Honda Civic BTCC LWB 28mm Clip	Honda Integra LWB 28mm Clip	Honda S2000 SWB 26mm Clip	
			
Jaguar D Type LWB 30mm Clip	Jaguar XJ 220 LWB 32mm Clip	Jaguar XJR 5 (Grp 44) SWB 32mm Clip	Jaguar XJR 9 (Grp C) SWB or LWB 33mm Clip
			
Jaguar XKR GT3 LWB 30mm Clip			Koenigsegg CCX LWB 30mm Clip
			
Lamborghini Contach SWB 29mm Clip	Lamborghini Huracan GT3 LWB 32mm Clip	Lamborghini Miura Concept LWB 30mm Clip	Lamborghini Miura Jota SWB 28mm Clip
			
Lancia LC2 SWB 31mm Clip	Lotus Elise LWB 27mm Clip	Lotus Espirit LWB	Lotus Europa LWB 31mm Clip

			
Matchbox Hi-Tailer LWB 33mm Clip	Mazda 787b (Grp C) LWB 30mm Clip	Mazda RX7 SWB 27mm Clip	McLaren F1 GTr LWB
			
McLaren MP4 12C GT3 LWB 28mm Clip	Mercedes Gullwing 300SL SWB	Mercedes 300SLR LWB	Mercedes CLK GTB LWB 30mm Clip
			
Mercedes DTM Car LWB 30mm Clip	MG 6GT BTCC LWB 28mm Clip	Mini Mini Cooper LWB 27mm Clip	Morris Minor LWB 27mm Clip
			
Mustang 1967 GT 500 SWB 30mm Clip	Mustang Mach 1 SWB 30mm Clip		
			
Nascar  SWB 32mm Clip	Nissan 300ZX SWB 31mm Clip	Nissan March 86G Gtp SWB or LWB 30mm Clip	Nissan R390 GT LWB 32mm Clip

			
Nissan 1989 R89C LWB 32mm Clip	Nissan 1977 Skyline GT-R LWB 27mm Clip	Nissan R32 Skyline SWB 30mm Clip	Nissan Grp C SWB 32mm Clip
			
Pagani Huayra LWB 29mm Clip	Pagini Zonda C12 LWB 30mm Clip	Panoz 1999 LMP-1 LWB 32mm Clip	Peugeot 905 Grp C SWB or LWB 31mm Clip
			
Pontiac 1977 Firebird LWB 30mm Clip	Porsche 908 SWB 29mm Clip	Porsche 910 LWB 32mm Clip	Porsche 911 GT3 SWB 27mm Clip
			
Porsche 911 Turbo RSR GT3 LWB 28mm Clip	Porsche 917 SWB or LWB 31mm Clip	Porsche 934 Turbo RSR SWB 26mm Clip	Porsche 935 Turbo SWB 28mm Clip
			
Porsche 956 Grp C SWB 31mm Clip	Porsche 959 SWB 29mm Clip	Porsche 962 Grp C LWB 32mm Clip	

			
Renault Clio Cup Car LWB 30mm Clip	Renault Clio V6 LWB 29mm Clip	Renault Megane Trophy LWB 30mm Clip	Renault RS01 GT LWB 28mm Clip
			
Saleen S7 LWB	Sauber Mercedes C11 Grp C SWB or LWB 32mm Clip	Shadow MK 11a LWB 31mm Clip	Shelby Cobra Daytona Coupe SWB 31mm Clip
			
Subaru Levorg BTCC LWB 28mm Clip			
			
Toyota 88C-V Grp C SWB or LWB 32mm Clip	Toyota GT-One LWB	Triumph TR7 LWB 28mm Clip	TVR Sagaris LWB
			
Wiesmann GT MF5 SWB or LWB			Zakspeed Grp 5 Capri SWB or LWB 30mm Clip

# Where is DHORC?

Derby HO Racing Club 

[www.dhorc.co.uk](http://www.dhorc.co.uk)

# dhorc



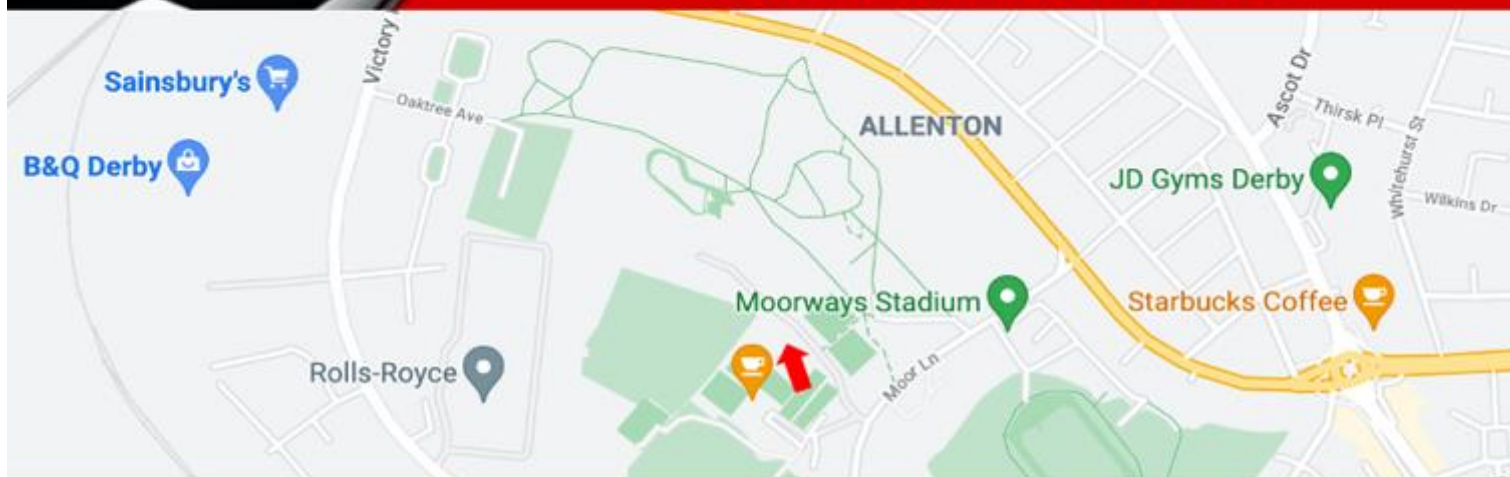
Home of HO Le Mans

TOMY AFX  
TYCO

Derby H:O Racing Club  
A Record Breaking Club



[www.dhorc.co.uk](http://www.dhorc.co.uk)



## DHORC's Club Room

DERBY LEISURE  
& EVENTS VENUE



## Derby Leisure Ltd Table Tennis Room

Derby Leisure Ltd,  
Moor Lane, Allenton  
Derby, DE24 9HY

Derby HO Racing Club 

[www.dhorc.co.uk](http://www.dhorc.co.uk)

# dhorc

Home of HO Le Mans

Carrera  
DIGITAL

Nick Sismey

[sismey80@hotmail.co.uk](mailto:sismey80@hotmail.co.uk)

07984 339192