

Visit dhorc.co.uk or Find us on **facebook**

Derby HO Racing Club 
www.dhorc.co.uk

dhorc

Home of HO Le Mans

TOMY AFX
TYCO

Club Night

686

Round 02

Brasilia – GC

09Jan24



ADULTS

- 01 A SMITH
- 02 A TURNBULL
- 03 R LITHERLAND

JUNIORS

- 01 JJ HUGHES-DOWD
- 02 J WOODHOUSE
- 03 T STEVENSON

This Week: Mums & Dads Championship returns as "Early Parents"



About:



History and Key Facts

HO Club founded on 7 July 1992

- DHORC: Derby HO Racing Club ("HO" Is The Scale = 1/64th)
- Section of Derby Leisure Limited, open to all!
- Home of world famous international Le Mans 24 Hour race.
- Smaller scale version of Scalextric, once set up works all night!
- Four and Eight lane circuits
- Computerised timing
- Statistics for every meeting and every member since July 1992
- Over 20 race meetings each year
- 50+ circuit designs, up to 567 feet in length
- Eight-lane routed DHORCingham oval
- Two car categories – Tyco open wheel (F1)
 - Tomy SGP, BSRT, VSR enclosed wheel (GC)



Carrera Digital Club 1st race 18 January 2022

- 1/32nd Carrera Digital GT Cars
- 15 Evenings a year, minimum 3x15-minute races per driver per evening.
- 13 circuits, including 2 Sprint circuits
- Full computerised timing and stats through SmartRace App



The Club Nights and Magazine Coverage

HO

- Racing starts between 18:45 and 19:00 hours – Finished by 21:30 hours
- Minimum of four 3-minute qualifying races & up to two Finals (F1 & GC) for each member
- Championship points for all members
- Magazine produced for every meeting covering every member & track statistic

Carrera Digital

- Racing starts between 18:00 and 18:15 hours – Finished by 21:30 hours
- Magazine produced after each evening
- Championship points for all members
- Rules & regulations booklet covering all the DHORC rules produced each year
- Great family atmosphere, a help-all culture



Membership Fees, Car Costs and Prizes

- Adult £40 and junior (under 16) £20 for HO & Carrera, £50/£25 combined
- Only £50 Total expenditure for two cars HO Cars, £65 one Carrera
- All cars and spares can be bought at club
- Adult, Masters (over 56), Junior (16 & under) HO Championships
- Adult & 70+ Carrera Championships





Editorial 686



Two down, 34 Club Nights to go! Well it will be if we run double Finals at the remaining 15 four-lane circuits plus the four Club Nights at the DHORC Ingham Oval. Our limit for double Finals is 20 racers, and that was how many we had on Tuesday night. One more and it would have been F1 Finals only. On one hand it is great to have been 20 and 30 racers per night, on the other everyone enjoys double Finals. Everyone gets at least one more race and you can take home double points! We still have five Members to return in 2024, time will tell how many we have running at each evening.

Congratulations to **Angus Smith** for taking the Adults, **Simon Goodlip** and **Phil Rees** the Masters and **JJ Hughes-Dowd** the Juniors in the GC Finals at Brasilia.

Next stop we travel 722 miles South West from the Brazilian capital to Rio de Janeiro on the coast and the former Jacarepagua F1 circuit, on 30Jan24. Unlike the brand new to DHORC Brasilia circuit we have raced at Jacarepagua 16 times to date. The first on 14Jun94, the last on 04Oct16. Wow **Timmy Stevenson** wasn't even born then! **Lee Pateman** has four wins there, Simon, Phil and myself a win a piece. Who will take charge at the end of the month?



Nick Sismey

Front Cover: Adult 'A' Final cars about to be launched!

Derby HO Racing Club		Committee...2024		Derby HO Racing Club	
www.dhorc.co.uk				www.dhorc.co.uk	
Chairman / Treasurer	Nick Sismey	M 07984 339 192	sismey80@hotmail.co.uk		
Vice Chairman	Phil Rees	M 07912 378 652	dhorcman.p.r@ntlworld.com		
Secretary	Laura Edwards	M 07501 217 254	laurabubbles07@hotmail.co.uk		
HO Spares	Geoff Peach	M 07443 585 902	geoff@geoffpeach.com		
HO Race Control	Dan Turnbull	M 07751 302 255	danielturnbull@btinternet.com		
HO Carrera Digital Race Control	Lewis Blacker	M 07713 059 906	lewisjayblacker@outlook.com		
Carrera Digital Race Control	Dean Garbett	M 07964 854 084	garbettd@sky.com		
HO Carrera Digital Scrutineer	Angus Smith	M 07591 813 431	angus@angussmith500.plus.com		
HO Carrera Digital Scrutineer	Simon Goodlip	M 07803 551708	simon.goodlip@sky.com		
Carrera Digital	Steve White	M 07859 999 480	wslotcarsteve@gmail.com		

DL&EV SLOT CAR MAGAZINE IS PUBLISHED AND COPYRIGHT 2024 BY DHORC, AND NO PORTION MAY BE REPRODUCED OR TRANSMITTED WITHOUT WRITTEN PERMISSION, AND MAY CONTAIN ARTICLES AND GRAPHICS REPRINTED WITH THE PERMISSION OF THE ORIGINAL COPYRIGHT HOLDER, WHO RETAINS ALL RIGHTS,

Contents686

Page	Details
003	Editorial
004	Contents
005	News & Views Including..... 1. Acknowledgements 2. Mums & Dads' Championship returns!
006	2024 Calendar
007	2024 Winners & Continuous Club Night Attendance Records
008	DHORC Official Clothing
009	Slot Cars & Spares
010	Razorlite Lexans HO
011	Race Report — Brasilia GC — 09 January 2024 - Round 02 of 36 Including..... Page 20 - Race Results Page 25 - Best Results Page 31 - Championship Tables
039	Members' Statistics
052	Next Circuit - Jacarepagua — 30 January 2024 - Rounds 03 & 04 of 36
060	Rules and Regulations
061	Razorlite Lexans HO Catalogue



SLOT CARS DIRECT
UK's HO 1/64th Slot Car Specialist
We specialize in Tomy AFX, Viper Scale Racing
and Bulldog Racing Products.

AFX
RACING

Viper Scale Racing

News & Views.....686

1. Acknowledgements for DHORC 686

Phil Rees	Parc Ferme & everything else	Barry Johnson	Marshalling & PA
Stuart Gray	Setting Up, Marshalling & PA	Alan Stevenson	Marshalling
Angus Smith	Setting Up, Marshalling & PA	Reuben Litherland	Marshalling & PA
Dan Turnbull	RC, Marshalling & PA	Harry Smith	Marshalling & PA
Lewis Blacker	PF, RC, Marshalling & PA	Andrew Woodhouse	Marshalling
Simon Goodlip	Marshalling & Packing Away	Lee Pateman	Marshalling & PA
Adam Turnbull	Marshalling & Packing Away	Geoff Peach	Spares
Steve Smith	Marshalling & Packing Away	Jenson Woodhouse	Marshalling
JJ Hughes-Dowd	Marshalling & Packing Away	Dan Hughes-Dowd	Marshalling & PA
Timmy Stevenson	Marshalling		

2. Mums & Dads' Championship returns!

With **Alan Stevenson** and **Andrew Woodhouse** now becoming regular racers, Andrew having attended 20 consecutive Club Nights to date, we have resurrected the Mums & Dads' Championship. As it is for parents with young Junior Members who leave early and so have their own separate Finals we have renamed it the "Early Parents" Championship.

After the first two Club Nights of 2024 Alan (below left) and Andrew share the lead of the Championship with a win a piece.



Derby HO Racing Club		dherc HO Calendar 2024			Derby HO Racing Club	
Day	Date	Location	Rounds	Track		
Tuesday	09-Jan	Table Tennis Room	1 (F1) 2 (GC)	Autodromo de Brasilia (New)		
Tuesday	30-Jan	Table Tennis Room	3 (F1) 4 (GC)	Jacarepagua		
Tuesday	20-Feb	Table Tennis Room	5 (F1) 6 (GC)	Fiorano (New)		
Tuesday	12-Mar	Table Tennis Room	7 (F1) 8 (GC)	Jarama		
Tuesday	09-Apr	Table Tennis Room	9 (F1) 10 (GC)	Pukekohe Park (New)		
Tuesday	30-Apr	Table Tennis Room	11 (F1) 12 (GC)	Misano		
Sat/Sun	4/5 May	Donington Park	Corporate	Donington Historic Festival		
Tuesday	14-May	Table Tennis Room	13 (F1) 14 (GC)	Trois-Rivieres (New)		
Sat/Sun	25/26 May	Donington Park	Corporate	British GT		
Tuesday	04-Jun	Table Tennis Room	15 (F1) 16 (GC)	Watkins Glen		
Tuesday	25-Jun	Table Tennis Room	17 (F1) 18 (GC)	Autodromo de Brasilia		
Tuesday	16-Jul	Table Tennis Room	19 (F1) 20 (GC)	Jacarepagua		
Tuesday	23-Jul	Table Tennis Room	21 (F1) 22 (GC)	DHORC Ingham Oval		
			23 (F1) 24 (GC)			
Tuesday	06-Aug	Table Tennis Room	25 (F1) 26 (GC)	Fiorano		
Sat/Sun	10/11 Aug	Donington Park	Corporate	Convoy in the Park		
Sunday	18-Aug	Donington Park	Corporate	Tunerfest		
Sat/Sun	07/08 Sep	Donington Park	Corporate	British GT		
Tuesday	10-Sep	Table Tennis Room	27 (F1) 28 (GC)	Jarama		
Tuesday	01-Oct	Table Tennis Room	29 (F1) 30 (GC)	Pukekohe Park		
Tuesday	22-Oct	Table Tennis Room	31 (F1) 32 (GC)	Misano		
Tuesday	12-Nov	Table Tennis Room	33 (F1) 34 (GC)	Trois-Rivieres		
Tuesday	19-Nov	Table Tennis Room		AGM		
Tuesday	26-Nov	Table Tennis Room	35 (F1) 36 (GC)	Watkins Glen		

Derby HO Racing Club		dherc CD Calendar 2024			Carrera DIGITAL	
Day	Date	Location	Rounds	Track		
Tuesday	02-Jan	Table Tennis Room	Test Night	Interlagos (Short)		
Tuesday	16-Jan	Table Tennis Room	1 2 3	Interlagos (Short) (New)		
Friday	19-Jan	Table Tennis Room	4 5	Monza (New)		
Saturday	20-Jan	Table Tennis Room	6 7 8 9	Monza		
Tuesday	13-Feb	Table Tennis Room	10 11 12	Interlagos (Short)		
Saturday	17-Feb	Table Tennis Room	DISCA/DHORC	Sebring 3 Hours - Oxigen/Carrera GT4		
Tuesday	27-Feb	Table Tennis Room	Test Night	Shanghai		
Tuesday	19-Mar	Table Tennis Room	13 14 15	Shanghai (New)		
Tuesday	16-Apr	Table Tennis Room	16 17 18/19	Shanghai <small>Sprint Races</small>		
Tuesday	07-May	Table Tennis Room	Test Night	Rockingham		
Tuesday	28-May	Table Tennis Room	20 21 22	Rockingham (New)		
Friday	07-Jun	Table Tennis Room	23 24	Le Mans		
Saturday	08-Jun	Table Tennis Room	25 26 27 28	Le Mans		
Tuesday	18-Jun	Table Tennis Room	29 30 31	Rockingham		
Tuesday	02-Jul	Table Tennis Room	Test Night	Road America		
Tuesday	09-Jul	Table Tennis Room	32 33 34	Road America (New)		
Tuesday	30-Jul	Table Tennis Room	35 36 37	Road America		
Tuesday	17-Sep	Table Tennis Room	38 39 40/41	Sebring <small>Sprint Races</small>		
Tuesday	15-Oct	Table Tennis Room	42 43 44	Fuji		
Friday	25-Oct	Table Tennis Room	Test Night 45	Interlagos (Long) (New)		
Saturday	26-Oct	Table Tennis Room	46 47 48 49 50	Interlagos (Long)		
Tuesday	05-Nov	Table Tennis Room	51 52 53	Road Atlanta		
Saturday	23-Nov	Table Tennis Room	DISCA/DHORC	Fuji 6 Hours - Oxigen/Carrera WEC		
Tuesday	03-Dec	Table Tennis Room	54 55 56	Brands Hatch		

Winners 2024

F1 Qualifies on **Yellow & Red**, F1 on **Green & Blue** Lanes up to Round 16

Day	Date	Rnd	Track	Final	Adults	Masters	Juniors	Early Parents
Tue	09-Jan	1	Brasilia	F1	S Goodlip	S Goodlip	JJ Hughes-Dowd	A Woodhouse
Tue	09-Jan	2	Brasilia	GC	A Smith	S Goodlip (2) / P Rees	JJ Hughes-Dowd (2)	A Stevenson
Tue	30-Jan	3	Jacarepagua	F1				
Tue	30-Jan	4	Jacarepagua	GC				
Tue	20-Feb	5	Florano	F1				
Tue	20-Feb	6	Florano	GC				
Tue	12-Mar	7	Jarama	F1				
Tue	12-Mar	8	Jarama	GC				
Tue	09-Apr	9	Pukekohe	F1				
Tue	09-Apr	10	Pukekohe	GC				
Tue	23-Apr	11	Misano	F1				
Tue	23-Apr	12	Misano	GC				
Tue	14-May	13	Trois-Rivieres	F1				
Tue	14-May	14	Trois-Rivieres	GC				
Tue	04-Jun	15	Watkins Glen	F1				
Tue	04-Jun	16	Watkins Glen	GC				
Tue	25-Jun	17	Brasilia	F1				
Tue	25-Jun	18	Brasilia	GC				
Tue	16-Jul	19	Jacarepagua	F1				
Tue	16-Jul	20	Jacarepagua	GC				
Tue	23-Jul	21	DHORCingham	F1				
Tue	23-Jul	22	DHORCingham	GC				
Tue	23-Jul	23	DHORCingham	F1				
Tue	23-Jul	24	DHORCingham	GC				
Tue	06-Aug	25	Florano	F1				
Tue	06-Aug	26	Florano	GC				
Tue	10-Sep	27	Jarama	F1				
Tue	10-Sep	28	Jarama	GC				
Tue	01-Oct	29	Pukekohe	F1				
Tue	01-Oct	30	Pukekohe	GC				
Tue	22-Oct	31	Misano	F1				
Tue	22-Oct	32	Misano	GC				
Tue	12-Nov	33	Trois-Rivieres	F1				
Tue	12-Nov	34	Trois-Rivieres	GC				
Tue	26-Nov	35	Watkins Glen	F1				
Tue	26-Nov	36	Watkins Glen	GC				

Race Winners

Derby HO Racing Club

www.dhorc.co.uk

dhorc

Home of HO Le Mans

Adults

Angus Smith
Adults

Masters

Phil / Simon
Masters

Juniors

JJ Hughes-Dowd
Juniors

Early Parents

Alan Stevenson
Early Parents

Continuous Club Night Attendance Records

Members below have built up ten or more continuous Club Night attendances, including DHORC 686:-

Nick Sismey	235 Club Nights	Lewis Blacker	58	JJ Hughes-Dowd	36
Simon Goodlip	28	Andrew Woodhouse	20	Jenson Woodhouse	20
Lee Pateman	16				

Record Continuous Club Night Attendance Nick Sismey 235

Record Continuous Evening Attendance Nick Sismey 204

Record Continuous Club Night Attendance from 1st Race Martin Allsopp 131

Derby HO Racing Club f
www.dhorc.co.uk

dhorc

Home of HO Le Mans

TOMY APK
TYCO

07984 33932 | dsmey80@hotmail.co.uk

Official Clothing

Derby HO Racing Club f
www.dhorc.co.uk

dhorc

Home of HO Le Mans

Carrera DIGITAL

07984 33932 | dsmey80@hotmail.co.uk



Derby HO Racing Club f
www.dhorc.co.uk

dhorc

Home of HO Le Mans

TOMY APK
TYCO

07984 33932 | dsmey80@hotmail.co.uk

Polo Shirts

Derby HO Racing Club f
www.dhorc.co.uk

dhorc

Home of HO Le Mans

Carrera DIGITAL

07984 33932 | dsmey80@hotmail.co.uk

Polo Shirts



Derby HO Racing Club f
www.dhorc.co.uk

dhorc

Home of HO Le Mans

TOMY APK
TYCO

07984 33932 | dsmey80@hotmail.co.uk

Hoodies

Derby HO Racing Club f
www.dhorc.co.uk

dhorc

Home of HO Le Mans

TOMY APK
TYCO

07984 33932 | dsmey80@hotmail.co.uk

Caps

Contact
Nick Sismey

Slot Cars & Spares



Open Wheel (F1)



Chassis	£10.00	Bulkhead	£5.00
Car (+ £7.5 if Painted)	£15.00	Armature	£4.00
Resin Shell (+ £7.5 if Painted)	£6.00	Crown Gear	£2.00
Pickup Shoes (Pair)	£1.00	Rear Tyres (Pair)	£2.00
Pickup Springs	£0.25	Rear Axle	£3.00
Pinion Gear	£1.00	Guide Pins	£1.00
Front Tyres (Pair)	£1.50	Traction Magnets (Pair)	£2.00
Front Axle	£2.00	Brush Tubes (Pair)	£2.00
Brush Springs (Pair)	£1.00		
Brushes (Pair)	£1.00		
Motor Magnets (Pair)	£2.45		



Enclosed Wheel (GC)

#902 G3 or VSR Chassis	£30.00	(1st one £20)	
Wet Weather V-Jet	£31.50		
Painted Lexan Body	£7.50+		
#250B G3 Pickup Shoes (Pair)	£1.00	#925 G3 Endbell	£6.00
Pickup Springs	£0.25	Armature	£4.00
#417 7T Delrin Pinion Gear	£1.00	24T Delrin Crown Gear	£2.00
SGP Black Pinion	£0.30	Spacer washer	£0.25
#950 G3 Front Tyres (Pair)	£1.50	22T VSR Crown Gear	£2.00
Front Axle, Wheels and Tyres	£4.00	Rear Tyres (Pair)	£2.00
Rear Axle and Washer	£5.50	#941 Guide Pins	£1.00
Rear Double Flanged Hubs (Pair)	£3.50	Front Wheels (Pair)	£2.00
		VSR Pro Blank Chassis	£8.50
		Front Axle, Hubs & 'O' Rings	£3.00



Updated 30Sep18



Visit our
Facebook Page
or the back of
this magazine



Clear plastic bodies to suit a variety of HO
chassis. Many not found elsewhere



Race Report



Round 02

Brasilia – GC

09 January 2024

Round 1&2 **Autodromo de Brasilia (Brazil)** **Rounds 17&18**

Previous Results

			Adults			1st	2nd	3rd
DHORC 685 F1	09-Jan	2024	146' 5"	S Goodlip	R Litherland	JJ Hughes-Dowd		
DHORC 686 GC	09-Jan	2024	146' 5"	A Smith	A Turnbull	R Litherland		
			Juniors			1st	2nd	3rd
DHORC 685 F1	09-Jan	2024	146' 5"	JJ Hughes-Dowd	J Woodhouse	T Stevenson		
DHORC 686 GC	09-Jan	2024	146' 5"	JJ Hughes-Dowd	J Woodhouse	T Stevenson		

Circuit Records

Lap Length 146' 5"

Qualifying

F1/GC	TBA	
F1	R Litherland	09Jan24 33.8 Laps
GC	A Smith.	09Jan24 48.0 Laps

Fastest Laps

F1	S Goodlip	09Jan24 9.08 secs
GC	A Smith.	09Jan24 6.47 secs

Race Laps

F1	JJ Hughes-Dowd	09Jan24 17.9 Laps
GC	A Smith.	09Jan24 24.7 Laps

Final Points

7.0 Points	JJ Hughes-Dowd	09Jan24
------------	----------------	---------



DHORC 685 & 686



With 13 Championships between them Simon Goodlip, Lee Pateman and Angus Smith will be the one's to beat again in 2024. Simon took the F1 win and Angus the GC at Brasilia.



Dan Turnbull returned for 2024 and again took charge of Race Control

GC Finals ADULT REPORT GC Finals

Angus dominates the GC Club Night

'A' Final – Having only taken sixth in Round 1 of the 2024 DHORC Championship **Angus Smith** was back where he wanted to be, taking Round 2 with a maximum 50 points. With F1 winner **Simon Goodlip** talking fourth this time, after winning the 'B', it left them both leading the main Championship on 78 points.

Angus took Pole by no less than five laps, setting the most GC race laps at the new Brasilia circuit on Blue lane with 24.7 laps, together with the fastest lap (6.47 seconds) on the same lane. Unsurprisingly he chose Blue lane for the Final and recorded exactly the same lap score. **Adam Turnbull** was Angus' closest competitor in Qualifying and in the Final. He reduced the deficit to 4.7 laps in the Final beating F1 Pole sitter **Reuben Litherland** by only 0.1 laps. It had been great to watch these two former double Junior Champions Qualifying together and then fighting it out in the Adult 'A'. A pity Adam won't be able to make many Club Nights in 2024 as Uni takes up more of his valuable time. Reuben meanwhile is only 3.0 points off the Championship lead after being the only racer to finish on the podium in both Club Nights at Brasilia. A good way to celebrate his 50th Club Night to go with his 152 Junior Club Nights, which he shares with Adam.

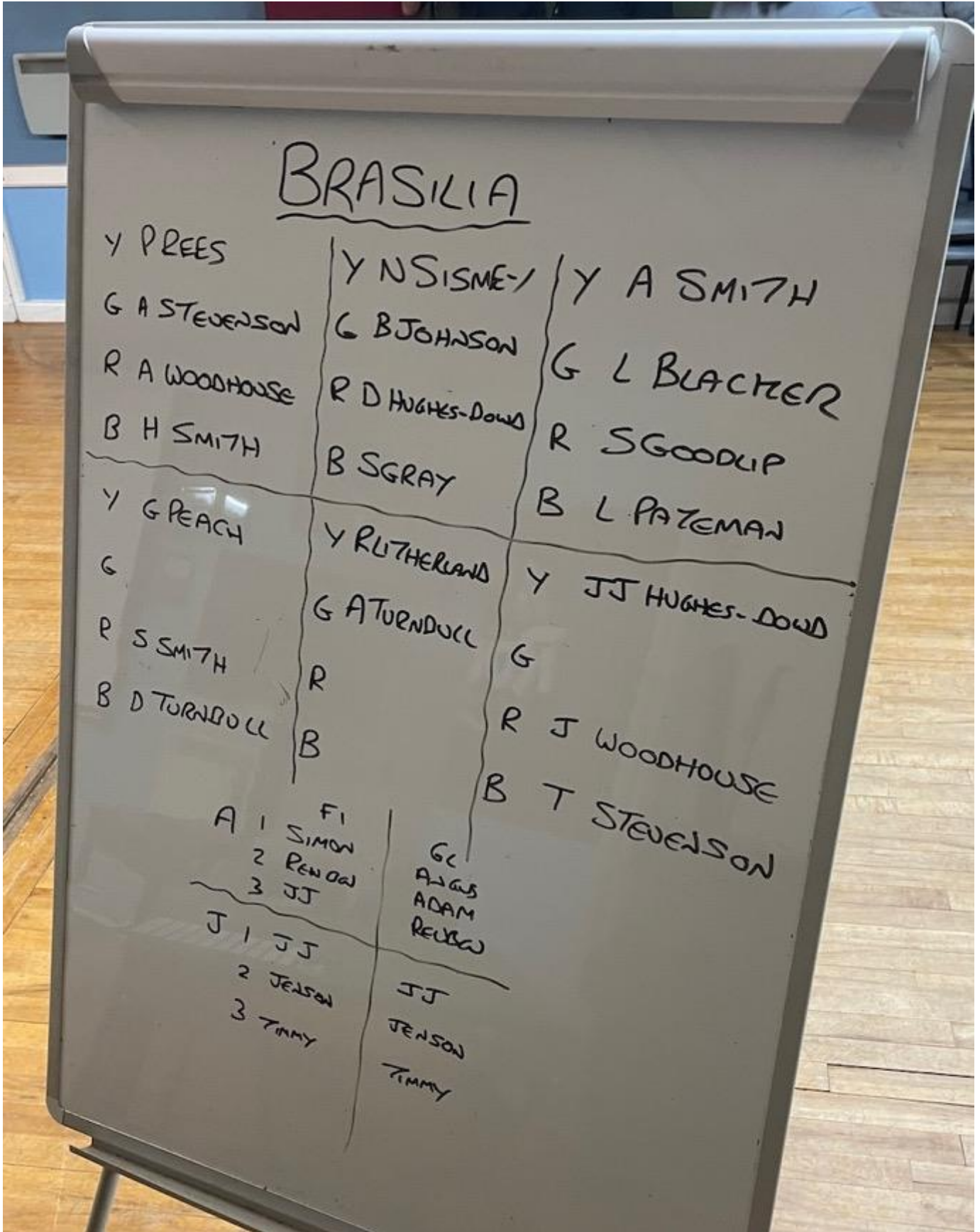
Derby HO Racing Club
www.dhorc.co.uk
dharc
Home of HO Le Mans
2023

Round 02 - ADULTS
Brasilia GC - Brazil
09 January 2024

2nd
Adam Turnbull

1st
Angus Smith

3rd
Reuben Litherland



With the maximum 20 racers on the grid for double Finals we had two Club Nights at Brasilia.

'B' Final – **Lee Pateman**, in his 3,348th race, was just a tenth slower than Simon in his 2,059th, losing out to his chum by 1.4 laps. Meanwhile **Nick Sismey's** 3,521st race saw him take sixth 1.7 laps back, his car not even on the same planet as far as speed was concerned.

Lewis Blacker took the win in the 'C' to join these three but had a big off leaving his car near the drivers' platform after 13.0 laps. He decided to retire rather than inconvenience his elders; what a nice chap!

'C' Final – **Geoff Peach** is fourth highest in the DHORC race completed charts. Here in his 2,519th race he was Lewis biggest pain in the butt. He was much quicker but too many offs meant he was for ever catching up. It really looked like he was going to take it at the flag such was his closing speed, but Lewis was just able to keep the lead, by a mere 20 inches, as the electrical power ebbed away. What a race! See Page 34.

Lapping quicker than Lewis, **Dan Turnbull** was only a lap further back, although a lap of Brasilia is a bit longer than many of our other tracks, in ninth. While it was **Phil Rees'** turn to round out the top ten. In his record 3,839th race (he has still only missed 17 Club Nights out of a possible 686 in 32 years!) Phil decided to step down after 6.9 laps as his car simply wouldn't perform on Red lane. A shame as he had taken a good win in the 'D'.

'D' Final – It was **Dan Hughes-Dowd** who made Phil work hard in the 'D'. His Indian flag coloured Porsche 917 keeping Phil's powder blue Aston Martin in sight throughout the race. Just 0.3 laps separated them at the end of the 3-minutes. **Harry Smith** came up from 17th on the grid to finish 12th after winning the 'E' Final. He beat F1 Final winning guru **JJ Hughes-Dowd** by 1.2 laps.

Hughes-Dowds are dominating the DHORC Final Challenge with JJ in the lead with 7.5 points and Dan sharing second with Simon on 4.5 points.

'E' Final – **Steve Smith** got closest to son Harry in the 'E', 0.4 laps the gap, and just 0.01 seconds separating them on lap times. **Stuart Gray** was also very much in the picture as he kept to within 0.1 laps of Steve in 15th place. **Barry Johnson** found Yellow lane tricky with his fast GC car, dropping 2.9 laps to Stuart. Jacarepagua is another track on another night. I'm sure that will be more suited to Barry.

'Early Parents' Final – **Alan Stevenson** squared up both the Early Parents and Wooden Spoon Championships by taking the win here from **Andrew Woodhouse**. It is going to be an exciting contest this year between these two.

MASTERS REPORT

Phil & Simon take win as Simon leads Championship!

Both Phil and Simon took 2.5 points in the Masters, taking their 1st and 2nd wins of the year respectively, as Simon takes the lead in the Championship. They were followed home by Angus, Geoff, Nick and Stuart both in fifth and Barry in seventh.





With Uni not yet starting Adam Turnbull made his first visit since Sep'23, taking second.

JUNIOR REPORT

JJ doubles up in Brazil

'A' Final – JJ Hughes-Dowd took his second straight victory at Brasilia on Tuesday night. This time however he took a maximum 50 points haul in the process. Having taken the full 5.0 points in Qualifying, setting the Pole record at 34.0 laps he raised the race laps record to 19.4 laps and reduced the fastest lap down to 8.20 seconds in the 'A' Final.

Jenson Woodhouse was very much in the picture however, only losing out in Qualifying by 2.7 laps and the 'A' by the same margin. Timmy Stevenson's 100th race start saw him take back to back thirds only 1.6 laps behind Jenson, with a quicker lap than the latter.



Derby HO Racing Club
www.dherc.co.uk
Home of HO Le Mans

Round 02 - JUNIORS

Brasilia GC - UK

09 January 2024





2nd	1st	3rd
Jenson Woodhouse	JJ Hughes-Dowd	Timmy Stevenson

Tommy Tyco



Steve Smith took 2nd in the 'E' Final, Stuart Gray 3rd.



Race Results



Who Came Where?

Who Scored What?



Geoff Peach focused on taking 8th while Phil Rees again fixed the computer that Lewis Blacker at Race Control kept on breaking. He also broke two power switches! 😊 😊 😊



DERBY H.O RACING CLUB CHAMPIONSHIP RACE 686															
Brasilia - 09 January 2024 - Round 02 - GC Finals															
MASTER POINTS TABLE (NM = NON MEMBER)															
QUALIFYING			FINAL POSITIONS			FASTEST LAPS			BEST RACE LAPS (3 MINS)			POINTS TOTAL			
POS	ADULT	LAPS	POS	ADULT	PTS	POS	ADULT	TIME	MPH	POS	ADULT	LAPS	POS	ADULT	PTS
1	A Smith (M)	48.0	1	A Smith (M)	45	1	A Smith (M)	6.47	15.430	1	A Smith (M)	24.7	1	A Smith (M)	50
2	A Turnbull	43.0	2	A Turnbull	38	2	S Goodlip (M)	6.76	14.768	2	S Goodlip (M)	23.0	2	A Turnbull	38
3	R Litherland	42.9	3	R Litherland	34	3	L Pateman	7.08	14.101	3	R Litherland	22.3	3	R Litherland	34
4	S Goodlip (M)	42.2	4	S Goodlip (M)	31	4	R Litherland	7.26	13.751	4	A Turnbull	22.0	4	S Goodlip (M)	31
5	L Pateman	40.1	5	L Pateman	29	5	A Turnbull	7.30	13.676	5	G Peach (M)	20.7	5	L Pateman	29
6	N Sismey (M)	39.9	6	N Sismey (M)	28	6	G Peach (M)	7.71	12.948	5	L Blacker	20.7	6	N Sismey (M)	28
7	G Peach (M)	39.8	7	L Blacker	27	7	L Blacker	7.74	12.898	7	L Pateman	20.5	7	L Blacker	27
8	L Blacker	39.5	8	G Peach (M)	26	8	N Sismey (M)	7.92	12.605	8	N Sismey (M)	20.2	8	G Peach (M)	26
9	D Turnbull	39.2	9	D Turnbull	25	9	D Turnbull	8.15	12.249	9	D Turnbull	19.9	9	D Turnbull	25
10	P Rees (M)	36.2	10	P Rees (M)	24	10	JJ Hughes-Dowd	8.33	11.985	10	A Stevenson	19.3	10	P Rees (M)	24
11	A Stevenson	34.7	11	D Hughes-Dowd	23	11	A Woodhouse	8.50	11.745	11	P Rees (M)	18.7	11	D Hughes-Dowd	23
12	D Hughes-Dowd	34.3	12	H Smith	22	12	A Stevenson	8.62	11.581	12	D Hughes-Dowd	18.4	12	H Smith	22
13	JJ Hughes-Dowd	34.0	13	JJ Hughes-Dowd	21	13	P Rees (M)	8.63	11.568	13	A Woodhouse	18.3	13	JJ Hughes-Dowd	21
14	A Woodhouse	33.0	14	S Smith	20	14	D Hughes-Dowd	8.67	11.515	14	H Smith	18.0	14	S Smith	20
15	S Smith	32.7	15	S Gray (M)	19	15	H Smith	9.02	11.068	15	JJ Hughes-Dowd	17.6	15	S Gray (M)	19
16	S Gray (M)	30.7	16	B Johnson (M)	18	16	S Smith	9.10	10.971	16	S Smith	17.1	16	B Johnson (M)	18
17	H Smith	28.8	17	A Stevenson	17	17	S Gray (M)	9.37	10.654	17	S Gray (M)	16.4	17	A Stevenson	17
18	B Johnson (M)	27.1	18	A Woodhouse	16	18	B Johnson (M)	9.40	10.620	18	B Johnson (M)	14.6	18	A Woodhouse	16
QUALIFYING			FINAL POSITIONS			FASTEST LAPS			BEST RACE LAPS (3 MINS)			POINTS TOTAL			
POS	JUNIOR	LAPS	POS	JUNIOR	PTS	POS	JUNIOR	TIME	MPH	POS	JUNIOR	LAPS	POS	JUNIOR	PTS
1	JJ Hughes-Dowd	34.0	1	JJ Hughes-Dowd	45	1	JJ Hughes-Dowd	8.20	12.175	1	JJ Hughes-Dowd	19.4	1	JJ Hughes-Dowd	50
2	J Woodhouse	31.3	2	J Woodhouse	38	2	J Woodhouse	9.08	10.995	2	J Woodhouse	16.7	2	J Woodhouse	38
3	T Stevenson	30.7	3	T Stevenson	34	3	T Stevenson	9.29	10.746	3	T Stevenson	15.4	3	T Stevenson	34
QUALIFYING			FINAL POSITIONS			FASTEST LAPS			BEST RACE LAPS (3 MINS)			POINTS TOTAL			
POS	ADULT	LAPS	POS	ADULT	PTS	POS	ADULT	TIME	MPH	POS	ADULT	LAPS	POS	ADULT	PTS
1	H Smith	3.0	1	H Smith	3.0	1	H Smith	3.0	3.0	1	H Smith	3.0	1	H Smith	3.0
2	S Goodlip (M)	2.5	2	S Goodlip (M)	2.5	2	S Goodlip (M)	2.5	2.5	2	S Goodlip (M)	2.5	2	S Goodlip (M)	2.5
2	L Blacker	2.5	2	L Blacker	2.5	2	L Blacker	2.5	2.5	2	L Blacker	2.5	2	L Blacker	2.5
2	P Rees (M)	2.5	2	P Rees (M)	2.5	2	P Rees (M)	2.5	2.5	2	P Rees (M)	2.5	2	P Rees (M)	2.5
5	A Smith (M)	2.0	5	A Smith (M)	2.0	5	A Smith (M)	2.0	2.0	5	A Smith (M)	2.0	5	A Smith (M)	2.0
6	A Turnbull	1.5	6	A Turnbull	1.5	6	A Turnbull	1.5	1.5	6	A Turnbull	1.5	6	A Turnbull	1.5
6	L Pateman	1.5	6	L Pateman	1.5	6	L Pateman	1.5	1.5	6	L Pateman	1.5	6	L Pateman	1.5
6	G Peach (M)	1.5	6	G Peach (M)	1.5	6	G Peach (M)	1.5	1.5	6	G Peach (M)	1.5	6	G Peach (M)	1.5
6	D Hughes-Dowd	1.5	6	D Hughes-Dowd	1.5	6	D Hughes-Dowd	1.5	1.5	6	D Hughes-Dowd	1.5	6	D Hughes-Dowd	1.5
6	S Smith	1.5	6	S Smith	1.5	6	S Smith	1.5	1.5	6	S Smith	1.5	6	S Smith	1.5
11	R Litherland	1.0	11	R Litherland	1.0	11	R Litherland	1.0	1.0	11	R Litherland	1.0	11	R Litherland	1.0
11	N Sismey (M)	1.0	11	N Sismey (M)	1.0	11	N Sismey (M)	1.0	1.0	11	N Sismey (M)	1.0	11	N Sismey (M)	1.0
11	D Turnbull	1.0	11	D Turnbull	1.0	11	D Turnbull	1.0	1.0	11	D Turnbull	1.0	11	D Turnbull	1.0
11	S Gray (M)	1.0	11	S Gray (M)	1.0	11	S Gray (M)	1.0	1.0	11	S Gray (M)	1.0	11	S Gray (M)	1.0
15	JJ Hughes-Dowd	0.5	15	JJ Hughes-Dowd	0.5	15	JJ Hughes-Dowd	0.5	0.5	15	JJ Hughes-Dowd	0.5	15	JJ Hughes-Dowd	0.5
15	B Johnson (M)	0.5	15	B Johnson (M)	0.5	15	B Johnson (M)	0.5	0.5	15	B Johnson (M)	0.5	15	B Johnson (M)	0.5
17	A Stevenson	0.0	17	A Stevenson	0.0	17	A Stevenson	0.0	0.0	17	A Stevenson	0.0	17	A Stevenson	0.0
17	A Woodhouse	0.0	17	A Woodhouse	0.0	17	A Woodhouse	0.0	0.0	17	A Woodhouse	0.0	17	A Woodhouse	0.0
QUALIFYING			FINAL POSITIONS			FASTEST LAPS			BEST RACE LAPS (3 MINS)			POINTS TOTAL			
POS	ADULT	LAPS	POS	ADULT	PTS	POS	ADULT	TIME	MPH	POS	ADULT	LAPS	POS	ADULT	PTS
1	JJ Hughes-Dowd	2.0	1	JJ Hughes-Dowd	2.0	1	JJ Hughes-Dowd	2.0	2.0	1	JJ Hughes-Dowd	2.0	1	JJ Hughes-Dowd	2.0
2	J Woodhouse	1.5	2	J Woodhouse	1.5	2	J Woodhouse	1.5	1.5	2	J Woodhouse	1.5	2	J Woodhouse	1.5
3	T Stevenson	1.0	3	T Stevenson	1.0	3	T Stevenson	1.0	1.0	3	T Stevenson	1.0	3	T Stevenson	1.0



Drivers' eye view of the 146'5" Brasilia circuit



Adult 2023 Trophies

DERBY HO RACING CLUB CHAMPIONSHIP RACE 686		Brasilia - 09 January 2024 - Round 02 - GC Finals														QUALIFYING AND FINAL RACE RESULTS					
CL	NAME	GREEN		BLUE		QUAL	FIN	FIN	FINAL 1		FINAL 2		FINAL 3		FINAL 4		BEST		TOTAL		
		LAPS	TIME	LAPS	TIME				LAPS	POS	PTS	LAPS	TIME	LAPS	TIME	LAPS	TIME	LAPS		TIME	LAPS
A	A Smith (M)	23.3	6.76	24.7	6.47	48.0	A1	2.0	24.7	6.91							24.7	6.47	72.7		
A	A Turnbull	21.5	8.10	21.5	7.58	43.0	A2	1.5	22.0	7.30							22.0	7.30	65.0		
A	R Litherland	20.6	7.50	22.3	7.53	42.9	A3	1.0	21.9	7.26							22.3	7.26	64.8		
A	S Goodlip (M)	19.2	6.93	23.0	7.07	42.2	A4	2.5	21.9	6.98	20.5	6.76					23.0	6.76	84.6		
A	L Pateman	20.0	7.43	20.1	7.56	40.1	B2	1.5	20.5	7.08							20.5	7.08	60.6		
A	N Sismey (M)	19.7	8.01	20.2	8.28	39.9	B3	1.0	18.8	7.92							20.2	7.92	58.7		
A	G Peach (M)	20.0	8.38	19.8	7.97	39.8	C2	1.5	20.7	7.71							20.7	7.71	60.5		
A	L Blacker	20.6	8.41	18.9	8.42	39.5	B4	2.5	20.7	8.24	13.0	7.74					20.7	7.74	73.2		
A	D Turnbull	19.3	8.64	19.9	8.86	39.2	C3	1.0	19.7	8.15							19.9	8.15	58.9		
A	P Rees (M)	17.9	8.76	18.3	8.81	36.2	C4	2.5	18.7		6.9	8.63					18.7	8.63	61.8		
A	A Stevenson	17.1	9.36	17.6	8.99	34.7	F1		19.3	8.62							19.3	8.62	54.0		
A	D Hughes-Dowd	17.8	8.82	16.5	9.56	34.3	D2	1.5	18.4	8.67							18.4	8.67	52.7		
A	JJ Hughes-Dowd	17.6	9.03	16.4	8.58	34.0	D4	0.5	16.6	8.33							17.6	8.33	16.6		
A	A Woodhouse	16.6	8.89	16.4	9.34	33.0	F2		18.3	8.50							18.3	8.50	51.3		
A	S Smith	17.1	9.24	15.6	9.10	32.7	E2	1.5	16.5	9.22							17.1	9.10	49.2		
A	S Gray (M)	15.6	10.41	15.1	10.15	30.7	E3	1.0	16.4	9.37							16.4	9.37	47.1		
A	H Smith	13.1	10.24	15.7	9.02	28.8	D3	3.0	16.9	9.21	18.0						18.0	9.02	63.7		
A	B Johnson (M)	12.5	10.83	14.6	9.53	27.1	E4	0.5	13.5	9.40							14.6	9.40	40.6		
J	JJ Hughes-Dowd	17.6	9.03	16.4	8.58	34.0	A1	2.0	19.4	8.20							19.4	8.20	53.4		
J	J Woodhouse	15.9	9.08	15.4	9.53	31.3	A2	1.5	16.7	9.50							16.7	9.08	48.0		
J	T Stevenson	15.4	10.44	15.3	10.45	30.7	A3	1.0	15.1	9.29							15.4	9.29	45.8		
TOTAL FEET														173,244.1		TOTAL LAPS				1,183.2	



Everyone's
Best Results
At This Circuit



What are my Best Scores?
Who Have I Beaten?




Junior 'A' Final – Timmy Stevenson (3rd), Jenson Woodhouse (2nd) and winner JJ Hughes-Dowd



Brasilia Best Off Chart 1

Qualifying Combined					Final Points			
Pos	Adult	Laps	MPH	Date	Pos	Adult	Pts	Date
1	R Litherland	N/A	N/A	N/A	1	JJ Hughes-Dowd	7.0	09-Jan-24
1	S Goodlip (M)	N/A	N/A	N/A	2	D Hughes-Dowd	3.0	09-Jan-24
1	A Turnbull	N/A	N/A	N/A	2	H Smith	3.0	09-Jan-24
1	A Smith (M)	N/A	N/A	N/A	4	S Goodlip (M)	2.5	09-Jan-24
1	G Peach (M)	N/A	N/A	N/A	4	L Blacker	2.5	09-Jan-24
1	D Turnbull	N/A	N/A	N/A	4	P Rees (M)	2.5	09-Jan-24
1	L Pateman	N/A	N/A	N/A	7	A Smith (M)	2.0	09-Jan-24
1	P Rees (M)	N/A	N/A	N/A	8	R Litherland	1.5	09-Jan-24
1	N Sismey (M)	N/A	N/A	N/A	8	G Peach (M)	1.5	09-Jan-24
1	L Blacker	N/A	N/A	N/A	8	L Pateman	1.5	09-Jan-24
1	JJ Hughes-Dowd	N/A	N/A	N/A	8	B Johnson (M)	1.5	09-Jan-24
1	A Woodhouse	N/A	N/A	N/A	8	A Turnbull	1.5	09-Jan-24
1	S Smith	N/A	N/A	N/A	8	S Smith	1.5	09-Jan-24
1	H Smith	N/A	N/A	N/A	14	D Turnbull	1.0	09-Jan-24
1	A Stevenson	N/A	N/A	N/A	14	N Sismey (M)	1.0	09-Jan-24
1	B Johnson (M)	N/A	N/A	N/A	14	S Gray (M)	1.0	09-Jan-24
1	D Hughes-Dowd	N/A	N/A	N/A	17	A Woodhouse	0.0	09-Jan-24
1	S Gray (M)	N/A	N/A	N/A	17	A Stevenson	0.0	09-Jan-24
Pos	Junior	Laps	MPH	Date	Pos	Junior	Pts	Date
1	J Woodhouse	N/A	N/A	N/A	1	JJ Hughes-Dowd	2.0	09-Jan-24
1	JJ Hughes-Dowd	N/A	N/A	N/A	2	J Woodhouse	1.5	09-Jan-24
1	T Stevenson	N/A	N/A	N/A	3	T Stevenson	1.0	09-Jan-24





Adult ‘Early Parents’” Final – Having won the F1 Final Andrew Woodhouse took 2nd in GC with Alan Stevenson taking the win. They now share the lead in the Early Parents Championship and the Wooden Spoon Championship.

Brasilia Best Off Chart 2 - F1

Qualifying					Fastest Laps					Race Laps				
Pos	Adult	Laps	MPH	Date	Pos	Adult	Time	MPH	Date	Pos	Adult	Laps	MPH	Date
1	R Litherland	33.8	9.373	09-Jan-24	1	S Goodlip (M)	9.08	10.995	09-Jan-24	1	JJ Hughes-Dowd	17.9	9.928	09-Jan-24
2	S Goodlip (M)	32.5	9.013	09-Jan-24	2	A Smith (M)	9.25	10.793	09-Jan-24	2	S Goodlip (M)	17.6	9.761	09-Jan-24
3	A Turnbull	32.2	8.929	09-Jan-24	3	L Pateman	9.26	10.781	09-Jan-24	3	R Litherland	17.3	9.595	09-Jan-24
4	A Smith (M)	31.8	8.818	09-Jan-24	4	JJ Hughes-Dowd	9.49	10.520	09-Jan-24	4	A Smith (M)	16.8	9.318	09-Jan-24
5	G Peach (M)	30.6	8.486	09-Jan-24	5	L Blacker	9.76	10.229	09-Jan-24	5	L Pateman	16.6	9.207	09-Jan-24
6	D Turnbull	30.3	8.403	09-Jan-24	6	P Rees (M)	9.82	10.166	09-Jan-24	6	A Turnbull	16.2	8.985	09-Jan-24
7	L Pateman	30.2	8.375	09-Jan-24	7	G Peach (M)	9.89	10.094	09-Jan-24	6	G Peach (M)	16.2	8.985	09-Jan-24
7	P Rees (M)	30.2	8.375	09-Jan-24	8	D Hughes-Dowd	9.94	10.043	09-Jan-24	8	P Rees (M)	16.0	8.874	09-Jan-24
9	N Sismey (M)	29.9	8.292	09-Jan-24	9	R Litherland	10.01	9.973	09-Jan-24	9	D Turnbull	15.7	8.708	09-Jan-24
10	L Blacker	29.2	8.097	09-Jan-24	10	A Turnbull	10.04	9.943	09-Jan-24	10	N Sismey (M)	15.5	8.597	09-Jan-24
11	JJ Hughes-Dowd	26.4	7.321	09-Jan-24	11	N Sismey (M)	10.10	9.884	09-Jan-24	10	L Blacker	15.5	8.597	09-Jan-24
12	A Woodhouse	26.3	7.293	09-Jan-24	12	A Woodhouse	10.29	9.702	09-Jan-24	12	A Woodhouse	14.9	8.264	09-Jan-24
12	S Smith	26.3	7.293	09-Jan-24	13	H Smith	10.62	9.400	09-Jan-24	13	A Stevenson	14.1	7.820	09-Jan-24
14	H Smith	25.8	7.155	09-Jan-24	14	D Turnbull	10.78	9.261	09-Jan-24	14	S Smith	13.5	7.487	09-Jan-24
15	A Stevenson	24.6	6.822	09-Jan-24	15	S Smith	11.18	8.930	09-Jan-24	14	D Hughes-Dowd	13.5	7.487	09-Jan-24
16	B Johnson (M)	24.5	6.794	09-Jan-24	15	B Johnson (M)	11.18	8.930	09-Jan-24	16	H Smith	13.3	7.376	09-Jan-24
17	D Hughes-Dowd	23.3	6.461	09-Jan-24	17	A Stevenson	11.28	8.850	09-Jan-24	17	B Johnson (M)	13.0	7.210	09-Jan-24
18	S Gray (M)	22.6	6.267	09-Jan-24	18	S Gray (M)	11.74	8.504	09-Jan-24	18	S Gray (M)	12.2	6.766	09-Jan-24
Pos	Junior	Laps	MPH	Date	Pos	Junior	Time	MPH	Date	Pos	Junior	Laps	MPH	Date
1	J Woodhouse	28.2	7.820	09-Jan-24	1	JJ Hughes-Dowd	9.96	10.023	09-Jan-24	1	JJ Hughes-Dowd	16.7	9.262	09-Jan-24
2	JJ Hughes-Dowd	26.4	7.321	09-Jan-24	2	J Woodhouse	10.66	9.365	09-Jan-24	2	J Woodhouse	14.5	8.042	09-Jan-24
3	T Stevenson	24.8	6.877	09-Jan-24	3	T Stevenson	11.04	9.043	09-Jan-24	3	T Stevenson	14.0	7.765	09-Jan-24



Brasilia Best Off Chart 3 - GC

Qualifying					Fastest Laps					Race Laps				
Pos	Adult	Laps	MPH	Date	Pos	Adult	Time	MPH	Date	Pos	Adult	Laps	MPH	Date
1	A Smith (M)	48.0	13.311	09-Jan-24	1	A Smith (M)	6.47	15.430	09-Jan-24	1	A Smith (M)	24.7	13.699	09-Jan-24
2	A Turnbull	43.0	11.924	09-Jan-24	2	S Goodlip (M)	6.76	14.768	09-Jan-24	2	S Goodlip (M)	23.0	12.756	09-Jan-24
3	R Litherland	42.9	11.897	09-Jan-24	3	L Pateman	7.08	14.101	09-Jan-24	3	R Litherland	22.3	12.368	09-Jan-24
4	S Goodlip (M)	42.2	11.703	09-Jan-24	4	R Litherland	7.26	13.751	09-Jan-24	4	A Turnbull	22.0	12.202	09-Jan-24
5	L Pateman	40.1	11.120	09-Jan-24	5	A Turnbull	7.30	13.676	09-Jan-24	5	G Peach (M)	20.7	11.481	09-Jan-24
6	N Sismey (M)	39.9	11.065	09-Jan-24	6	G Peach (M)	7.71	12.948	09-Jan-24	5	L Blacker	20.7	11.481	09-Jan-24
7	G Peach (M)	39.8	11.037	09-Jan-24	7	L Blacker	7.74	12.898	09-Jan-24	7	L Pateman	20.5	11.370	09-Jan-24
8	L Blacker	39.5	10.954	09-Jan-24	8	N Sismey (M)	7.92	12.605	09-Jan-24	8	N Sismey (M)	20.2	11.203	09-Jan-24
9	D Turnbull	39.2	10.871	09-Jan-24	9	D Turnbull	8.15	12.249	09-Jan-24	9	D Turnbull	19.9	11.037	09-Jan-24
10	P Rees (M)	36.2	10.039	09-Jan-24	10	JJ Hughes-Dowd	8.33	11.985	09-Jan-24	10	A Stevenson	19.3	10.704	09-Jan-24
11	A Stevenson	34.7	9.623	09-Jan-24	11	A Woodhouse	8.50	11.745	09-Jan-24	11	P Rees (M)	18.7	10.371	09-Jan-24
12	D Hughes-Dowd	34.3	9.512	09-Jan-24	12	A Stevenson	8.62	11.581	09-Jan-24	12	D Hughes-Dowd	18.4	10.205	09-Jan-24
13	JJ Hughes-Dowd	34.0	9.429	09-Jan-24	13	P Rees (M)	8.63	11.568	09-Jan-24	13	A Woodhouse	18.3	10.150	09-Jan-24
14	A Woodhouse	33.0	9.151	09-Jan-24	14	D Hughes-Dowd	8.67	11.515	09-Jan-24	14	H Smith	18.0	9.983	09-Jan-24
15	S Smith	32.7	9.068	09-Jan-24	15	H Smith	9.02	11.068	09-Jan-24	15	JJ Hughes-Dowd	17.6	9.761	09-Jan-24
16	S Gray (M)	30.7	8.513	09-Jan-24	16	S Smith	9.10	10.971	09-Jan-24	16	S Smith	17.1	9.484	09-Jan-24
17	H Smith	28.8	7.987	09-Jan-24	17	S Gray (M)	9.37	10.654	09-Jan-24	17	S Gray (M)	16.4	9.096	09-Jan-24
18	B Johnson (M)	27.1	7.515	09-Jan-24	18	B Johnson (M)	9.40	10.620	09-Jan-24	18	B Johnson (M)	14.6	8.097	09-Jan-24
Pos	Junior	Laps	MPH	Date	Pos	Junior	Time	MPH	Date	Pos	Junior	Laps	MPH	Date
1	JJ Hughes-Dowd	34.0	9.429	09-Jan-24	1	JJ Hughes-Dowd	8.20	12.175	09-Jan-24	1	JJ Hughes-Dowd	19.4	10.760	09-Jan-24
2	J Woodhouse	31.3	8.680	09-Jan-24	2	J Woodhouse	9.08	10.995	09-Jan-24	2	J Woodhouse	16.7	9.262	09-Jan-24
3	T Stevenson	30.7	8.513	09-Jan-24	3	T Stevenson	9.29	10.746	09-Jan-24	3	T Stevenson	15.4	8.541	09-Jan-24



Adult 'E' Final – Barry Johnson (16th), Stuart (15th), Steve (14th) and winner Harry Smith



Championship Tables



Those All Important
Points!



Adult 'D' Final – Harry (12th), JJ Hughes-Dowd (13th), Dan Hughes-Dowd (11th) and winner Phil



Championship Leaders 09Jan24 After Round 2



Adult

Junior

Championship

Simon Goodlip &

Angus Smith

Championship

JJ Hughes-Dowd

Challenge

JJ Hughes-Dowd

Challenge

JJ Hughes-Dowd

King of Speed

TBA

Top Adult Points at DHORCingham

King of Speed

TBA

Top Junior Points at DHORCingham

Other

Masters (56+)

Simon Goodlip

Early Parents

Alan Stevenson

Andrew Woodhouse

Alan Bullock

TBA

Winner of last Adult Club Night in August

Bob Chadwick

TBA

Winner of last Adult Club Night in October



Adult 'C' Final – Geoff (8th by just 20 inches – left), Dan (9th), Phil (10th after withdrawing after 6.9 laps due to handling issues) and winner (by 20 inches) Lewis.



DHORC Championship 2024

Pos	Competitor	Wins	BRA F1	BRA GC	Total	Best (75%)	Diff
	Name (Adults)		1 09-Jan	2 09-Jan	36 Scores	27 Scores	
1	S Goodlip (M)	1	47	31	78	78	
1	A Smith (M)	1	28	50	78	78	
3	R Litherland		41	34	75	75	3
4	A Turnbull		31	38	69	69	6
5	JJ Hughes-Dowd		34	21	55	55	14
5	G Peach (M)		29	26	55	55	
5	L Pateman		26	29	55	55	
8	D Turnbull		27	25	52	52	3
8	N Sismey (M)		24	28	52	52	
10	L Blacker		23	27	50	50	2
11	P Rees (M)		25	24	49	49	1
12	D Hughes-Dowd		22	23	45	45	4
13	S Smith		21	20	41	41	4
13	H Smith		19	22	41	41	
15	B Johnson (M)		20	18	38	38	3
16	S Gray (M)		18	19	37	37	1
17	A Woodhouse		17	16	33	33	4
17	A Stevenson		16	17	33	33	
Pos	(Juniors)	Wins	685	686	Total	75%	Diff
1	JJ Hughes-Dowd	2	47	50	97	97	
2	J Woodhouse		41	38	79	79	18
3	T Stevenson		34	34	68	68	11
Pos	(Masters)	Wins	685	686	Total	75%	Diff
1	S Goodlip (M)	2	2.0	2.5	4.5	4.5	
2	P Rees (M)	1	1.0	2.5	3.5	3.5	1.0
3	G Peach (M)		1.5	1.5	3.0	3.0	0.5
3	A Smith (M)		1.0	2.0	3.0	3.0	
5	B Johnson (M)		1.5	0.5	2.0	2.0	1.0
6	N Sismey (M)		0.5	1.0	1.5	1.5	0.5
6	S Gray (M)		0.5	1.0	1.5	1.5	
Pos	(Early Parents)	Wins	685	686	Total	75%	Diff
1	A Woodhouse	1	17	16	33	33	
1	A Stevenson	1	16	17	33	33	



Adult 'B' Final – Lee (5th), Nick Sismey (6th), Lewis (7th) and winner Simon.



DHORC Final Challenge 2024

Pos	Competitor	Wins	BRA F1	BRA GC	Results	
	Name		1	2	(36)	Turn Up
	(Adult)		09-Jan	09-Jan	Points	Rate
1	JJ Hughes-Dowd	3	7.0	0.5	7.5	100.00%
2	D Hughes-Dowd	1	3.0	1.5	4.5	100.00%
2	S Goodlip (M)	2	2.0	2.5	4.5	100.00%
4	L Blacker	1	1.5	2.5	4.0	100.00%
4	H Smith	1	1.0	3.0	4.0	100.00%
6	P Rees (M)	1	1.0	2.5	3.5	100.00%
7	G Peach (M)		1.5	1.5	3.0	100.00%
7	L Pateman		1.5	1.5	3.0	100.00%
7	A Smith (M)	1	1.0	2.0	3.0	100.00%
10	R Litherland		1.5	1.0	2.5	100.00%
11	B Johnson (M)		1.5	0.5	2.0	100.00%
11	A Turnbull		0.5	1.5	2.0	100.00%
11	S Smith		0.5	1.5	2.0	100.00%
14	D Turnbull		0.5	1.0	1.5	100.00%
14	N Sismey (M)		0.5	1.0	1.5	100.00%
14	S Gray		0.5	1.0	1.5	100.00%
17	A Woodhouse		0.0	0.0	0.0	100.00%
17	A Stevenson		0.0	0.0	0.0	100.00%
Pos	(Junior)	Wins	685	686	Points	Rate
1	JJ Hughes-Dowd	2	2.0	2.0	4.0	100.00%
2	J Woodhouse		1.5	1.5	3.0	100.00%
3	T Stevenson		1.0	1.0	2.0	100.00%
Turn Up Rates			100.00%	100.00%	AVE	100.00%



Adult 'A' Final – Simon (4th), Reuben Litherland (3rd), Adam (2nd) and winner Angus. He and Simon share the lead in the Adult Championship



Members' Statistics

ADULT STATISTICS 1992-2024 - AFTER DHORC 686

Sheet 1 of 5 (Note: Highlighted Names are Current 2024 Members, CS = Best Consecutive Results)

MEETINGS (Junior & Adult) ATTENDED			RACES (Junior & Adult) COMPLETED			DRIVER RANKING			FINALS WON			
Pos	ADULT	No	Pos	ADULT	No	Pos	ADULT	SCORE	Pos	ADULT	No	CS
1	P REES	669	1	P REES	3,839	1	* J SISMEY	2.750	1	L PATEMAN	279	(5)
2	N SISMEY	633	2	N SISMEY	3,521	2	* S GOODLIP	2.838	2	P REES	246	(3)
3	L PATEMAN	594	3	L PATEMAN	3,348	2	* W LANDER	2.838	3	S GOODLIP	179	(4)
4	G PEACH	449	4	G PEACH	2,519	4	* A SMITH	3.550	4	N SISMEY	175	(2)
5	S GOODLIP	386	5	P BARBER	2,102	5	* L PATEMAN	3.713	5	M CHADWICK	117	(3)
6	P BARBER	363	6	S GOODLIP	2,060	6	* M CHADWICK	3.813	6	J SISMEY	103	(4)
7	A McPEAKE	299	7	A BULLOCK	1,802	7	* J TAGUE	4.538	7	G PEACH	101	(2)
8	A BULLOCK	292	8	A McPEAKE	1,658	8	* R LITHERLAND	4.850	8	L SMITH	88	(3)
9	M CHADWICK	287	9	R MASTERS	1,598	9	* T MEASHAM	5.113	9	A SMITH	83	(5)
10	R MASTERS	280	10	M CHADWICK	1,537	10	* J NEALE	5.200	10	D McPEAKE	77	(2)
11	N LAMBERT	269	11	C ROYTHORNE	1,513	11	* A TURNBULL	5.725	11	A McPEAKE	66	(2)
12	C ROYTHORNE	249	12	N LAMBERT	1,479	12	* C BOWLES	5.788	11	A BULLOCK	66	(2)
13	D McPEAKE	245	13	D McPEAKE	1,366	13	* K LYE	6.063	13	J TAGUE	64	(2)
14	R SEAMAN	235	14	R SEAMAN	1,313	14	* C ROYTHORNE	6.350	14	N LAMBERT	61	(2)
15	L SMITH (271)	216	15	L SMITH (1,661)	1,309	15	* D GARBETT	6.450	14	M ALLSOPP	61	(3)
16	J SISMEY (331)	211	16	J SISMEY (1,957)	1,303	16	* A McPEAKE	6.488	16	R SEAMAN	60	(2)
17	D TURNBULL	210	17	M ALLSOPP	1,265	17	* N SISMEY	6.500	17	W LANDER	56	(2)
18	M ALLSOPP	203	18	D TURNBULL	1,119	18	* G PEACH	6.550	18	C ROYTHORNE	55	(2)
19	A SMITH	183	19	J LAMB	1,048	18	* R SEAMAN	6.550	19	R MASTERS	54	(2)
20	J LAMB	179	20	S ANAND	976	20	* P REES	7.075	20	S ANAND	53	(3)
21	P LEVERS	166	21	P LEVERS	957	21	* R BLAKE	7.125	21	J LAMB	49	(3)
22	J TAGUE	165	22	J LYMER	948	22	* T CHADWICK	7.250	22	P LEVERS	48	(2)
23	S ANAND	154	23	A SMITH	901	22	* S ANAND	7.250	23	A HOLLIDAY	43	(3)
24	J LYMER	146	24	J TAGUE	858	24	* A BULLOCK	7.438	24	I BRENTNALL	41	(3)
25	D EDWARDS	139	25	K ALCOCK	848	25	* M ALLSOPP	7.488	24	P BARBER	41	(2)
26	K ALCOCK	131	26	D EDWARDS	801	26	* R CROSSLAND	8.175	26	J LYMER	38	(2)
27	A HOLLIDAY	123	27	G WESTON	682	27	* D McPEAKE	8.563	27	L BLACKER	35	(3)
27	C BOWLES (201)	123	28	A HOLLIDAY	679	28	* L BLACKER	8.738	28	G WESTON	33	(2)
29	L EDWARDS	116	29	W LANDER	661	29	* L SMITH	8.775	29	D TURNBULL	31	(3)
30	S SMITH	115	30	L EDWARDS	654	30	* D BRENTNALL	8.838	30	K ALCOCK	30	(3)
31	G WESTON	113	31	J HOLMES	639	31	* K PAYNE	8.850	30	C BOWLES	30	(2)
32	C HENRY	109	32	C BOWLES (994)	592	32	* J ROYTHORNE	8.938	32	D EDWARDS	29	(2)
32	D GARBETT	109	33	S SMITH	581	33	* J LEVERS	9.063	32	D GARBETT	29	(2)
34	R LAWSON	105	34	C HENRY	552	34	* A DAVIES	9.138	32	A TURNBULL	29	(2)
35	W LANDER	104	35	R LAWSON	541	35	* P LEVERS	9.188	35	B JOHNSON	28	(3)
36	S GRAY	102	36	D GARBETT	523	36	* J LYMER	9.288	36	R BLAKE	26	(2)
37	B JOHNSON	101	37	B JOHNSON	521	37	* D TURNBULL	9.625	37	D BRENTNALL	25	(5)
38	J HOLMES	98	38	I BRENTNALL	511	38	* S PANK	9.775	37	M ROGERS	25	(3)
39	I BRENTNALL	94	39	R CROSSLAND	456	39	* D PASSELL	9.850	37	J HOLMES	25	
40	T DINGLEY	87	40	T DINGLEY	455	40	* J LAMB	10.063	40	J NEALE	24	(2)
41	A TURNBULL (238)	86	41	S GRAY	452	41	* T DINGLEY	10.125	41	J LEVERS	22	(3)
42	L BLACKER	84	42	J ROYTHORNE	432	42	* JJ HUGHES-DOWD	10.238	41	R CROSSLAND	22	(2)
43	R CROSSLAND	81	43	R BLAKE	383	43	* I BRENTNALL	10.325	43	S MINNIS	21	(3)
44	A STAMPER	76	44	A TURNBULL (1,287)	382	44	* M KNIGHTON	10.363	43	S PANK	21	(2)
45	S PANK	69	45	A STAMPER	366	45	* G WESTON	10.375	43	T DINGLEY	21	
45	J ROYTHORNE	69	46	S PANK	364	46	* D EDWARDS	10.438	46	J ROYTHORNE	20	(2)
47	S MINNIS	67	47	J LITHERLAND	362	47	* M ROGERS	10.463	47	C HENRY	19	
48	R BLAKE	62	47	L BLACKER	362	48	* S MINNIS	11.400	48	A FEARN	18	(2)
48	J LITHERLAND	62	49	S MINNIS	356	49	* J HOLMES	12.350	49	R LITHERLAND	17	(2)
50	J NEALE	60	50	J LEVERS	322	50	* A HOLLIDAY	12.463	50	S LANDER	14	(2)

(Driver Ranking = Average Position in Qualifying, Final Position, Fastest Lap & Race Laps Over Last 20 club nights)

ADULT STATISTICS 1992-2024 - AFTER DHORC 686

Sheet 2 of 5 (Note: Highlighted Names are Current 2024 Members, CS = Best Consecutive Results)

MEETINGS (Junior & Adult) ATTENDED		RACES (Junior & Adult) COMPLETED		DRIVER RANKING		FINALS WON						
Pos	ADULT	No	Pos	ADULT	No	Pos	ADULT	No	CS			
51	M ROGERS	57	51	A FEARN (380)	319	51	* K ALCOCK	12.613	51	JJ HUGHES-DOWD	14	(3)
52	J LEVERS	53	52	J NEALE	318	52	* A FEARN	12.625	52	T CHADWICK	13	(2)
53	G SCHULE	52	53	M ROGERS	308	53	* M STURGESS	12.675	53	J HITCHCOCK	12	(2)
54	R LITHERLAND (202)	50	54	M MARTINEZ	289	54	* B JOHNSON	12.725	53	P FOXLEY	12	(2)
55	A FEARN	49	55	K LYE	263	55	* D LATHAM	12.788	53	S GRAY	12	
55	M MARTINEZ	49	56	G SCHULE	258	56	* N LAMBERT	12.950	56	T MEASHAM	11	
57	D OLIVER	45	57	C BULLOCK (639)	248	57	* P FOXLEY	12.963	56	S SMITH	11	
58	D WALKER	42	58	D BRENTNALL	225	58	* S GRAY	13.088	56	H SMITH	11	
58	K LYE	42	58	T CHADWICK (999)	225	59	* H SMITH	13.138	59	D WALKER	10	
60	D BRENTNALL	41	60	D OLIVER	216	60	* G SCHULE	13.238	59	D PASSELL	10	(2)
61	A THOMPSON	39	61	D WALKER	212	60	* D HUGHES-DOWD	13.238	59	L EDWARDS	10	
62	M KNIGHTON	36	62	A DAVIES	211	62	* J TETLEY	13.313	59	R LAWSON	10	
62	T CHADWICK (183)	36	63	T MEASHAM (758)	208	63	* A WOODHOUSE	13.650	63	S DUNN	9	(2)
62	C BULLOCK (102)	36	64	M KNIGHTON	206	64	* C HENRY	13.763	63	K LYE	9	
65	S DUNN	35	65	J CHELL	202	65	* D GREEN	13.850	65	G LAMBERT	8	(4)
66	D PASSELL	34	66	D PASSELL	191	66	* S SMITH	13.950	65	J LITHERLAND	8	
66	A DAVIES	34	67	R LITHERLAND (1,102)	185	67	* R LAWSON	13.975	65	C COOPER	8	
68	T MEASHAM (126)	33	68	S DUNN	183	67	* A STEVENSON	13.975	68	R CHADWICK	7	(2)
68	D HUGHES-DOWD	33	69	A THOMPSON	179	69	* J LITHERLAND	14.125	68	A DAVIES	7	
70	G LAMBERT	32	70	P FOXLEY	172	70	* A STAMPER	14.300	68	D HUGHES-DOWD	7	
70	P FOXLEY	32	71	G LAMBERT	168	71	* R MASTERS	14.325	71	M JUBB	6	
70	JJ HUGHES-DOWD (68)	32	72	M STURGESS	163	72	* M HOLLAND	14.375	71	A STAMPER	6	
73	J CHELL	30	73	S SUMNER	157	73	* N CHATTLE	14.488	71	C BULLOCK	6	
74	M STURGESS	29	74	B BRUCE	148	74	* B BRUCE	14.563	71	K PAYNE	6	
75	R HITCHCOCK	27	75	R CHADWICK	146	75	* M DUTSON	14.663	71	J TETLEY	6	(2)
75	R CHADWICK	27	76	J TETLEY	143	76	* L EDWARDS	14.800	71	T BALDOCK	6	
77	S SUMNER	26	77	K PAYNE	140	77	* C BULLOCK	15.138	77	C SCHOFIELD	5	(2)
78	B BRUCE	25	78	R HITCHCOCK	138	78	* D OLIVER	15.688	77	AJ McPEAKE	5	(2)
78	A STEVENSON	25	79	M HOLLAND	129	79	* S DUNN	15.963	77	I HOLLAND	5	
78	A WOODHOUSE	25	80	J HITCHCOCK	127	80	* A THOMPSON	16.063	77	M TANSLEY	5	
81	C STANNARD	24	81	C SCHOFIELD	124	81	* G LAMBERT	16.175	77	D OLIVER	5	
81	M DUTSON	24	82	I HOLLAND	120	82	* S SUMNER	16.425	77	D GREEN	5	
81	H SMITH (137)	24	82	D GREEN	120	83	* M MARTINEZ	16.763	77	J CHELL	5	
84	I HOLLAND	23	84	N CHATTLE	119	84	* J CHELL	17.138	77	R JAMES	5	
84	J HITCHCOCK	23	85	S LANDER	118	85	* C STANNARD	17.325	77	J LAWSON	5	
84	C SCHOFIELD	23	85	C STANNARD	118	86	* R HITCHCOCK	18.063	77	D LATHAM	5	
84	D GREEN	23	87	D HUGHES-DOWD	116	87	* C SCHOFIELD	18.113	87	S REVITT	4	(2)
84	M HOLLAND	23	88	T HAGUES	111	88	* D WALKER	18.163	87	R HITCHCOCK	4	
84	K PAYNE	23	89	R JAMES	105	89	* P BARBER	18.938	87	M KNIGHTON	4	
90	J TETLEY	21	90	C CARRINGTON	100	90	* J HITCHCOCK	21.388	87	M STURGESS	4	
91	N CHATTLE	20	91	M JUBB	99	91	* R CHADWICK	22.013	87	M BLOOD	4	
91	D LATHAM	20	92	C BRADFORD	97	92	* I HOLLAND	22.288	92	S PATCHING	3	
93	M JUBB	19	93	P MELLOR	93	N/A	T BALDOCK	2.583	92	C NORRIS	3	
94	C CARRINGTON	18	94	A STEVENSON	89	N/A	S REVITT	3.792	92	J HENRY	3	
94	T HAGUES	18	95	N MAFFIN	82	N/A	S LANDER	4.485	92	C CARRINGTON	3	
96	N MAFFIN	17	96	P COCKBILL	81	N/A	AJ McPEAKE	6.659	92	A HUGHES	3	
96	S LANDER	17	97	A WOODHOUSE	80	N/A	A HUGHES	6.792	92	M HOLLAND	3	
96	P MELLOR	17	98	D LEVERTON	75	N/A	S WHITE	8.000	92	C STANNARD	3	
96	C BRADFORD	17	99	M TANSLEY	73	N/A	C SLATER	9.250	99	H VD HEUVEL	2	(2)
96	C COOPER	17	100	M DUTSON	72	N/A	L BOWLES	10.357	99	J KELLY	2	

ADULT STATISTICS 1992-2024 - AFTER DHORC 686

Sheet 3 of 5 (Note: Highlighted Names are Current 2024 Members, CS = Best Consecutive Results)

MEETINGS (Junior & Adult) ATTENDED		RACES (Junior & Adult) COMPLETED		DRIVER RANKING		FINALS WON						
Pos	ADULT	No	Pos	ADULT	No	Pos	ADULT	SCORE	Pos	ADULT	No	CS
101	P COCKBILL	16	101	D LATHAM	69	N/A	S SIDDANS	10.417	99	C SLATER	2	(2)
102	R JAMES	15	102	YAN SHEN	68	N/A	J KELLY	10.500	99	YAN SHEN	2	
102	J LAWSON (89)	15	103	J KELLY	67	N/A	J HENRY	11.000	99	I HALL	2	
104	M TANSLEY	14	104	S REVITT	63	N/A	F HOLMES	11.194	99	S SUMNER	2	
104	L BOWLES (92)	14	105	M WATTS (130)	61	N/A	C COOPER	11.500	99	B BRUCE	2	
106	J KELLY	13	105	C COOPER	61	N/A	M BLOOD	11.639	99	C BRADFORD	2	
106	D LEVERTON	13	107	J McDONALD (98)	60	N/A	C ATKINSON	12.125	99	M MARTINEZ	2	
108	S REVITT	12	108	M BLOOD	58	N/A	J MELLOR	12.650	99	L BOWLES	2	
108	P PURKIS	12	108	W BLURTON	58	N/A	A DOBBINS	12.925	99	A WOODHOUSE	2	
108	M WATTS (25)	12	108	F HOLMES (827)	58	N/A	P WRIGHT	13.250	110	R GILLARD	1	
108	T STACEY	12	111	I HALL	57	N/A	J LAWSON	13.267	110	D ROYTHORNE	1	
112	AJ McPEAKE (76)	11	111	T STACEY	57	N/A	T STACEY	13.271	110	P COCKBILL	1	
112	YAN SHEN	11	113	T CASH	54	N/A	P ZIMMERMAN	13.500	110	J JOHNSON	1	
114	R GILLARD	10	114	N WRIGHT	52	N/A	M TANSLEY	13.500	110	G SCHULE	1	
114	A DOBBINS	10	115	AJ McPEAKE (376)	50	N/A	L COPLEY	13.500	110	M WATTS	1	
114	I HALL	10	115	T BALDOCK	50	N/A	N WRIGHT	13.556	110	B GEBAUERS	1	
114	J McDONALD (16)	10	117	R GILLARD	49	N/A	C WILKINSON	14.083	110	G CLARK	1	
118	N WRIGHT	9	117	A DOBBINS	49	N/A	C CARRINGTON	14.111	110	L COPLEY	1	
118	M BLOOD	9	117	D KENNING	49	N/A	K JEFFRIES	14.688	110	A DOBBINS	1	
118	T BALDOCK	9	120	P PURKIS	47	N/A	Da BUCKLEY	14.844	110	C WILKINSON	1	
118	T CASH	9	121	A LEE	46	N/A	S ALLDREAD	14.917	110	R HILL	1	
118	F HOLMES (139)	9	121	Z MIDDLETON	46	N/A	B COOK	15.000	110	N CHATTLE	1	
123	C NORRIS	8	123	JJ HUGHES-DOWD (165)	45	N/A	J FLETCHER	15.125	110	C ATKINSON	1	
123	Da BUCKLEY	8	124	Da BUCKLEY	43	N/A	W BLURTON	15.438	110	A THOMPSON	1	
123	W BLURTON	8	125	A HUGHES (414)	42	N/A	R HEATON	15.500	110	A LEE	1	
123	D KENNING	8	125	H SMITH (637)	42	N/A	R GILLARD	15.575	110	D LLOYD	1	
127	S PATCHING	7	127	P WRIGHT	40	N/A	R JAMES	15.617	110	Z MIDDLETON	1	
127	G CLARK	7	128	G CLARK	39	N/A	G CLARK	15.750	110	T STACEY	1	
127	J HENRY (134)	7	129	S PATCHING	38	N/A	L HENDERSON	15.750	110	F HOLMES	1	
127	R HILL	7	129	C NORRIS	38	N/A	A LEE	15.833	110	J McDONALD	1	
127	L ELMORE	7	131	J HENRY (895)	37	N/A	D LEVERTON	15.846				
132	D HARROP	6	132	C WILKINSON	35	N/A	R SPENCER	15.850				
132	D HART	6	132	YUAN ZHI	35	N/A	YUAN ZHI	15.875				
132	P WRIGHT	6	132	L ELMORE	35	N/A	R HILL	16.071				
132	C WILKINSON	6	135	D BUCKLEY	33	N/A	S KERR	16.083				
132	A HUGHES (67)	6	136	R HILL	32	N/A	P COCKBILL	16.156				
132	Ch HOLLAND	6	137	D HART	30	N/A	D LLOYD	16.167				
132	D BUCKLEY	6	137	D HARROP	30	N/A	S PATCHING	16.179				
132	YUAN ZHI	6	137	Ch HOLLAND	30	N/A	Z MIDDLETON	16.250				
132	A LEE	6	140	St BOWMAN	29	N/A	J McDONALD	16.375				
132	Z MIDDLETON	6	140	C BLURTON	29	N/A	D KENNING	16.469				
132	S KERR	6	142	R SPENCER	28	N/A	L HAYMES	16.500				
143	R SPENCER	5	142	J LAWSON (408)	28	N/A	M WATTS	16.625				
143	J MELLOR (87)	5	144	C ATKINSON	27	N/A	C NORRIS	16.714				
143	C BLURTON	5	145	K JEFFRIES	26	N/A	T CASH	16.889				
146	B GEBAUERS	4	146	L COPLEY	25	N/A	G HADDON	17.000				
146	C ROBINSON	4	146	D LLOYD	25	N/A	D HARROP	17.500				
146	S HENDRY	4	148	S SIDDONS	23	N/A	St BOWMAN	17.500				
146	C ATKINSON	4	149	S KERR	22	N/A	YAN SHEN	17.636				
146	K JEFFRIES	4	150	B GEBAUERS	21	N/A	I HALL	17.650				

ADULT STATISTICS 1992-2024 - AFTER DHORC 686

Sheet 4 of 5 (Note: Highlighted Names are Current 2024 Members, CS = Best Consecutive Results)

MEETINGS (Junior & Adult) ATTENDED			RACES (Junior & Adult) COMPLETED				DRIVER RANKING			FINALS WON		
Pos	ADULT	No	Pos	ADULT	No	Pos	ADULT	SCORE	Pos	ADULT	No	CS
146	W PARKIN	4	151	C ROBINSON	20	N/A	L ZHOU	17.750				
146	St BOWMAN	4	151	S HENDRY	20	N/A	C ROBINSON	18.000				
153	H VD HEUVEL	3	153	L BOWLES (372)	19	N/A	N MAFFIN	18.103				
153	J JOHNSON	3	154	W PARKIN	17	N/A	D HART	18.208				
153	S ALLDREAD	3	155	J JOHNSON	16	N/A	T HAGUES	18.236				
153	L COPLEY	3	155	J MELLOR (497)	16	N/A	C BRADFORD	18.279				
153	S SIDDONS	3	157	S ALLDREAD	15	N/A	D BUCKLEY	18.333				
153	D LLOYD	3	157	S BENNETT	15	N/A	J ASHCROFT	18.375				
153	S BENNETT	3	159	H VD HEUVEL	14	N/A	B FAHRNER	18.750				
160	D ROYTHORNE	2	159	P ZIMMERMANN	14	N/A	Ch HOLLAND	18.792				
160	J ASHCROFT	2	159	L HENDERSON	14	N/A	C BLURTON	18.800				
160	A CARTER	2	162	D ROYTHORNE	11	N/A	B GEBAUERS	18.875				
160	B FAHRNER	2	163	J ASHCROFT	10	N/A	S HENDRY	19.188				
160	L ZHOU	2	163	A CARTER	10	N/A	D ROYTHORNE	19.375				
160	B COOK	2	163	B FAHRNER	10	N/A	M JUBB	19.408				
160	J FLETCHER	2	163	B COOK	10	N/A	S BENNETT	19.417				
160	L HAYMES	2	163	J FLETCHER	10	N/A	J JOHNSON	19.500				
168	S WHITE	1	163	L HAYMES	10	N/A	A HARTLEY	19.750				
168	P DUNNE	1	169	L ZHOU	9	N/A	W PARKIN	19.813				
168	A HARTLEY	1	170	C SLATER	7	N/A	T MAKUNI	20.000				
168	C SLATER	1	171	T MAKUNI	6	N/A	P DUNNE	20.750				
168	P ZIMMERMANN	1	172	S WHITE	5	N/A	P MELLOR	20.882				
168	L HENDERSON	1	172	R HEATON	5	N/A	A CARTER	21.625				
168	G HADDON (26)	1	172	A HARTLEY	5	N/A	L ELMORE	21.786				
168	T MAKUNI	1	172	G HADDON (143)	5	N/A	P PURKIS	22.667				
168	R HEATON	1	176	P DUNNE	4	N/A	H VD HEUVEL	22.917				

ADULT STATISTICS 1992-2024, AFTER DHORC 686

Sheet 5 of 5 (Note: Highlighted Names are Current 2024 Members, CS = Best Consecutive Results)

POLES		IQR's			WINS			FASTEST LAPS			BEST RACE LAPS			CHAMPIONSHIPS							
Pos	ADULT	No	CS	Pos	ADULT	No	CS	Pos	ADULT	No	CS	Pos	ADULT	No	CS	YEAR	ADULT				
1	L PATEMAN	129	(7)	1	L PATEMAN	506	(19)	1	L PATEMAN	122	(4)	1	L PATEMAN	286	(14)	1	L PATEMAN	190	(6)	1992	N SISMEY
2	M CHADWICK	101	(9)	2	N SISMEY	490	(5)	2	S GOODLIP	91	(9)	2	N SISMEY	64	(8)	2	N SISMEY	91	(9)	1993	J TAGUE
3	S GOODLIP	94	(7)	3	S GOODLIP	349	(6)	3	N SISMEY	86	(4)	3	A SMITH	61	(6)	3	S GOODLIP	74	(3)	1994	J TAGUE
4	N SISMEY	86	(3)	4	M CHADWICK	304	(10)	4	M CHADWICK	83	(7)	4	N SISMEY	51	(4)	4	M CHADWICK	66	(3)	1995	J TAGUE (3)
5	A SMITH	61	(4)	5	J SISMEY	210	(8)	5	J SISMEY	59	(3)	5	J TAGUE	48	(5)	5	A SMITH	67	(3)	1996	M CHADWICK
6	J SISMEY	50	(4)	6	W LANDER	183	(16)	6	A SMITH	54	(3)	6	J SISMEY	38	(4)	6	J SISMEY	39	(3)	1997	M CHADWICK
7	W LANDER	42	(11)	7	A SMITH	188	(4)	7	W LANDER	41	(9)	7	W LANDER	28	(5)	7	W LANDER	37	(11)	1998	N SISMEY
8	J TAGUE	26	(4)	8	J TAGUE	126	(5)	8	J TAGUE	28	(4)	8	M CHADWICK	22	(2)	8	J TAGUE	28	(3)	1999	N SISMEY
9	P REES	19	(2)	9	P REES	104	(3)	9	P REES	29	(2)	9	A McPEAKE	13	(2)	9	P REES	23	(2)	2000	M CHADWICK
10	A McPEAKE	16	(10)	10	A McPEAKE	101	(4)	10	A McPEAKE	16	(2)	10	P REES	12	(3)	10	A McPEAKE	13	(2)	2001	M CHADWICK
11	J LYMER	14	(1)	11	J NEALE	45	(6)	11	J LYMER	13	(2)	11	J NEALE	8	(2)	11	L SMITH	10	(2)	2002	S GOODLIP
12	J NEALE	9	(3)	12	L SMITH	37	(3)	12	J NEALE	9	(2)	12	L SMITH	7	(1)	12	D GARBETT	7	(1)	2003	L PATEMAN
13	L SMITH	6	(1)	13	J LYMER	38	(3)	13	S ANAND	5	(1)	13	C ROYTHORNE	6	(1)	13	J NEALE	6	(1)	2004	L PATEMAN
14	T BALDOCK	5	(2)	14	D GARBETT	30	(3)	13	M ALLSOPP	5	(1)	14	D GARBETT	5	(1)	13	M ALLSOPP	6	(1)	2005	M CHADWICK (5)
14	D GARBETT	5	(1)	15	S ANAND	25	(2)	13	T BALDOCK	5	(1)	15	T BALDOCK	4	(1)	15	J LYMER	5	(1)	2006	W LANDER
16	S ANAND	3	(1)	16	M ALLSOPP	21	(2)	16	C ROYTHORNE	4	(1)	15	T CHADWICK	4	(1)	16	T CHADWICK	4	(1)	2007	W LANDER
16	S REVITT	3	(2)	17	T BALDOCK	19	(8)	16	L SMITH	4	(2)	15	A BULLOCK	4	(1)	16	T BALDOCK	4	(2)	2008	W LANDER (3)
16	P LEVERS	3	(1)	18	G PEACH	17	(3)	16	D GARBETT	4	(1)	15	C BOWLES	4	(2)	18	S ANAND	3	(1)	2009	J SISMEY
16	J LAMB	3	(1)	19	A TURNBULL	15	(2)	16	A TURNBULL	4	(1)	19	D BRENTNALL	3	(1)	19	S REVITT	2	(2)	2010	L PATEMAN
20	S LANDER	2	(1)	20	C ROYTHORNE	12	(2)	20	S LANDER	3	(1)	19	G PEACH	3	(1)	19	D BRENTNALL	2	(1)	2011	L PATEMAN
20	D McPEAKE	2	(1)	20	S LANDER	12	(2)	20	G PEACH	3	(1)	19	J LYMER	3	(1)	19	D McPEAKE	2	(1)	2012	L PATEMAN (5)
20	A BULLOCK	2	(1)	22	D McPEAKE	11	(1)	22	S REVITT	2	(1)	19	J LAMB	3	(1)	19	R BLAKE	2	(1)	2013	J SISMEY
20	C ROYTHORNE	2	(1)	23	S REVITT	10	(5)	22	AJ McPEAKE	2	(1)	23	S REVITT	2	(1)	19	K LYE	2	(1)	2014	J SISMEY (3)
20	G PEACH	2	(2)	23	T CHADWICK	10	(1)	22	R SEAMAN	2	(1)	23	A DAVIES	2	(2)	19	P LEVERS	2	(1)	2015	N SISMEY (4)
20	C BOWLES	2	(1)	23	A BULLOCK	10	(3)	22	D McPEAKE	2	(1)	23	A TURNBULL	2	(1)	19	J LAMB	2	(1)	2016	S GOODLIP
20	A TURNBULL	2	(1)	26	T MEASHAM	9	(1)	22	T CHADWICK	2	(1)	26	M ROGERS	1	(1)	19	C ROYTHORNE	2	(1)	2017	S GOODLIP
27	T MEASHAM	1	(1)	26	P LEVERS	9	(1)	22	J LAMB	2	(1)	26	I BRENTNALL	1	(1)	19	G PEACH	2	(1)	2018	S GOODLIP
27	K LYE	1	(1)	26	J LAMB	9	(3)	22	R LITHERLAND	2	(1)	26	AJ McPEAKE	1	(1)	19	A TURNBULL	2	(1)	2019	A SMITH
27	A DAVIES	1	(1)	29	N LAMBERT	7	(1)	29	K LYE	1	(1)	26	D McPEAKE	1	(1)	19	C BOWLES	2	(1)	2020	N/A
27	R LITHERLAND	1	(1)	30	T DINGLEY	6	(1)	29	R HILL	1	(1)	26	B JOHNSON	1	(1)	19	JJ HUGHES-DOWD	2	(1)	2021	A SMITH
				31	AJ McPEAKE	5	(2)	29	R BLAKE	1	(1)	26	S LANDER	1	(1)	31	M ROGERS	1	(1)	2022	A SMITH (3)
				31	R SEAMAN	5	(3)	29	P LEVERS	1	(1)	26	R SEAMAN	1	(1)	31	S MINNIS	1	(1)	2023	S GOODLIP (5)
				31	J LEVERS	5	(1)	29	J ROYTHORNE	1	(1)	26	G WESTON	1	(1)	31	I BRENTNALL	1	(1)		
				34	M ROGERS	4	(1)	29	S SMITH	1	(1)	26	T MEASHAM	1	(1)	31	S PANK	1	(1)		
				34	S MINNIS	4	(1)	29	C BOWLES	1	(1)	26	J LEVERS	1	(1)	31	T DINGLEY	1	(1)		
				34	K LYE	4	(1)					26	R BLAKE	1	(1)	31	S LANDER	1	(1)		
				34	C BOWLES	4	(1)					26	S ANAND	1	(1)	31	G WESTON	1	(1)		
				34	R LITHERLAND	4	(2)					26	P LEVERS	1	(1)	31	J LEVERS	1	(1)		
				39	D BRENTNALL	3	(1)					26	J ROYTHORNE	1	(1)	31	R HILL	1	(1)		
				39	R BLAKE	3	(1)					26	K ALCOCK	1	(1)	31	S SUMNER	1	(1)		
				39	R CROSSLAND	3	(1)					26	JJ HUGHES-DOWD	1	(1)	31	R CROSSLAND	1	(1)		
				42	I BRENTNALL	2	(1)									31	J ROYTHORNE	1	(1)		
				42	R MASTERS	2	(1)														
				44	P FOXLEY	1	(1)														
				44	S PANK	1	(1)														
				44	G WESTON	1	(1)														
				44	A FEARN	1	(1)														
				44	K PAYNE	1	(1)														
				44	J ROYTHORNE	1	(1)														
				44	K ALCOCK	1	(1)														
				44	A DAVIES	1	(1)														
				44	J CHELL	1	(1)														

IQR Means Individual Qualifying Rounds I.E. Yellow, Green, Red and Blue Lane on a Normal Club Night

JUNIOR STATISTICS 1992-2024 - AFTER DHORC 686

Sheet 1 of 4 (Note: Highlighted Names are Current 2024 Members, CS = Best Consecutive Results)

MEETINGS ATTENDED		RACES COMPLETED		DRIVER RANKING		FINALS WON						
Pos	JUNIOR	No	Pos	JUNIOR	No	Pos	JUNIOR	No	CS			
1	A TURNBULL	152	1	R LITHERLAND	917	1	* L SMITH	1.113	1	R LITHERLAND	61	(5)
1	R LITHERLAND	152	2	A TURNBULL	905	2	* A HUGHES	1.175	2	J HENRY	59	(3)
3	T CHADWICK	147	3	L TURNBULL	807	3	* AJ McPEAKE	1.275	3	A HALL	56	
4	L TURNBULL	133	4	T CHADWICK	774	4	* J MELLOR	1.400	3	A TURNBULL	56	(2)
5	F HOLMES	130	5	F HOLMES	769	5	* J HENRY	1.438	5	T CHADWICK	51	
6	G REYES-ENGLAND	128	6	G REYES-ENGLAND	766	6	* A HALL	1.475	6	J SISMEY	47	
7	J HENRY	127	7	J HENRY	658	7	* R LITHERLAND	1.600	7	L BOWLES	40	
8	J SISMEY	120	8	J SISMEY	654	8	* L BOWLES	1.613	8	H SMITH	37	(2)
9	H SMITH	113	9	Z ROYTHORNE	602	9	* T MEASHAM	1.638	9	J MELLOR	36	
10	R REES	103	10	H SMITH	595	10	* A TURNBULL	1.663	10	L SMITH	33	
11	Z ROYTHORNE	100	11	T MEASHAM	550	11	* T CHADWICK	1.825	11	P CONNALLY	32	(2)
12	P CONNALLY	95	12	L BROOKS	539	12	* J SISMEY	1.838	12	M MINNIS	31	(2)
13	C BRENTNALL	94	13	B ROYTHORNE	504	13	* M MINNIS	2.000	12	A HUGHES	31	
14	T MEASHAM	93	14	P CONNALLY	500	14	* J PATEMAN	2.025	14	AJ McPEAKE	30	(2)
15	B ROYTHORNE	84	15	A HALL	490	15	* JJ HUGHES-DOWD	2.063	14	C BRENTNALL	30	(2)
16	L BROOKS	83	16	C BRENTNALL	486	16	* P CONNALLY	2.175	14	J PATEMAN	30	
17	J MELLOR	82	17	J MELLOR	481	17	* C BRENTNALL	2.275	14	G REYES-ENGLAND	30	
18	A HALL	80	18	R REES	467	18	* C BULLOCK	2.300	18	C BOWLES	28	
19	C BOWLES	78	19	J PATEMAN	428	19	* C BOWLES	2.313	18	L TURNBULL	28	(2)
19	L BOWLES	78	20	C BOWLES	402	20	* J LAWSON	2.575	20	F HOLMES	26	
21	T PANK	74	21	C BULLOCK	391	21	* K ASHWORTH	2.613	21	B ROYTHORNE	25	(2)
21	J LAWSON	74	22	K LEVERS	381	22	* J WOODHOUSE	2.750	21	Z ROYTHORNE	25	(3)
23	J PATEMAN	71	23	J LAWSON	380	23	* N GULL	2.763	23	R REES	24	
24	M MINNIS	68	24	T PANK	378	24	* T PANK	2.800	24	J STEVENSON	23	
25	C BULLOCK	66	25	A HUGHES	372	25	* H SMITH	2.975	24	T MEASHAM	23	(3)
25	K LEVERS	66	25	Ca HOLLAND	372	26	* Z ROYTHORNE	3.038	26	L BROOKS	21	(2)
27	AJ McPEAKE	65	27	J MARTINEZ	369	27	* K LEVERS	3.125	26	J LAWSON	21	(2)
28	A HUGHES	61	28	L BOWLES	353	28	* K ALI	3.188	28	T PANK	20	
28	Ca HOLLAND	61	29	L SMITH	352	29	* L TURNBULL	3.238	29	K LEVERS	15	
30	J MARTINEZ	59	29	M LITHERLAND	352	30	* B ROYTHORNE	3.250	30	D BARKER	14	
31	L SMITH	55	31	M MINNIS	343	31	* P WALKER	3.325	30	M LITHERLAND	14	
32	J STEVENSON	54	32	AJ McPEAKE	326	32	* J THOMPSON	3.400	30	JJ HUGHES-DOWD	14	
33	M LITHERLAND	53	33	B BROOKS	325	33	* J LISTER	3.700	33	J MARTINEZ	13	
34	D BARKER	51	34	D PAUL	308	34	* T GREEN	3.725	34	C DAVENPORT	12	
34	B BROOKS	51	35	L CHADWICK	277	35	* P MARTIN	3.763	34	K ALI	12	
36	D PAUL	49	36	J STEVENSON	276	35	* R COOK	3.763	34	D PAUL	12	(2)
37	S SCHULE	47	37	D BARKER	266	37	* C DAVENPORT	3.775	37	M McNULTY	10	
37	L CHADWICK	47	38	P MARTIN	263	38	* S SLATER	3.813	37	P MARTIN	10	
39	P WALKER	46	39	S BOWMAN	244	39	* K SCHOFIELD	3.888	37	S BOWMAN	10	
40	P MARTIN	45	40	P WALKER	236	40	* K COOK	4.050	40	G HADDON	9	
41	J LISTER	41	41	S SCHULE	234	41	* F HOLMES	4.250	40	T GREEN	9	
41	S BOWMAN	41	41	J LISTER	234	42	* T STEVENSON	4.450	40	N GULL	9	
43	J HAGUES	38	43	J HAGUES	221	43	* G HADDON	4.500	40	M BRADLEY	9	
44	JJ HUGHES-DOWD	36	44	R COOK	197	44	* E HENRY	4.650	40	J THOMPSON	9	
45	K ALI	30	45	M BRADLEY	194	45	* G REYES-ENGLAND	4.738	45	K SCHOFIELD	8	
46	M McNULTY	29	46	D JACKSON	190	46	* A OXSPRING	4.750	45	L CHADWICK	8	
46	J BULLOCK	29	47	I BRADLEY	189	47	* R REES	4.800	45	C BULLOCK	8	
46	R COOK	29	48	K ALI	185	48	* M BRADLEY	4.900	45	B BROOKS	8	(2)
46	A OXSPRING	29	48	E JACKSON	185	49	* D BARKER	5.038	45	Ca HOLLAND	8	
46	I BRADLEY	29	50	N BRADFORD	172	50	* J STEVENSON	5.125	45	H TAYLOR	8	

(Driver Ranking = Average Position In Qualifying, Final Position, Fastest Lap & Race Laps Over Last 20 club nights)

JUNIOR STATISTICS 1992-2024 - AFTER DHORC 686

Sheet 2 of 4 (Note: Highlighted Names are Current 2024 Members, CS = Best Consecutive Results)

MEETINGS ATTENDED		RACES COMPLETED				DRIVER RANKING		FINALS WON				
Pos	JUNIOR	No	Pos	JUNIOR	No	Pos	JUNIOR	SCORE	Pos	JUNIOR	No	CS
46	M BRADLEY	29	51	A BRADFORD	169	51	* R HUGHES	5.275	51	R LEY	7	
46	D JACKSON	29	52	M SEO	163	52	* J ELMORE	5.600	51	A CHATTLE	7	
53	C DAVENPORT	28	52	K COOK	163	52	* J MARTINEZ	5.600	51	A BRADFORD	7	
53	E HENRY	28	52	A OXSPRING	163	54	* M SEO	5.675	54	S SLATER	6	(2)
53	E JACKSON	28	52	S ROYTHORNE	163	55	* A CHATTLE	5.863	54	P WALKER	6	(2)
56	K SCHOFIELD	27	56	N GULL	156	56	* L CHADWICK	6.025	54	G CONNALLY	6	
56	T STEVENSON	27	57	M McNULTY	154	57	* J WATSON	6.063	54	E HENRY	6	
58	N GULL	26	57	J PERRY	154	58	* M LITHERLAND	6.250	54	R COOK	6	
58	N BRADFORD	26	59	R HUGHES	151	59	* M McNULTY	6.288	54	E JACKSON	6	
60	G HADDON	25	60	J BULLOCK	150	60	* J BULLOCK	6.300	54	D JACKSON	6	(2)
60	A BRADFORD	25	61	C DAVENPORT	149	61	* B BROOKS	6.488	54	T JAMES	6	(2)
60	S ROYTHORNE	25	62	K SCHOFIELD	144	62	* D PAUL	6.550	54	J HAGUES	6	(2)
60	J WOODHOUSE	25	63	E HENRY	143	63	* D JACKSON	7.088	63	L HAWLEY	5	
64	K COOK	24	64	G HADDON	138	64	* H TAYLOR	7.513	63	J BULLOCK	5	
64	J PERRY	24	65	A CHATTLE	136	65	* S SCHULE	7.825	63	A HARTLEY	5	(2)
64	J THOMPSON	24	66	L STOTT-ZAFIROPOULOS	135	66	* S BOWMAN	8.050	63	B CARRINGTON	5	
67	A CHATTLE	23	67	H TAYLOR	134	67	* E STOTT-ZAFIROPOULOS	8.063	63	K ASHWORTH	5	
67	L STOTT-ZAFIROPOULOS	23	68	K ASHWORTH	132	68	* S MAFFIN	8.275	63	M WARREN	5	
67	J ELMORE	23	68	J ELMORE	132	69	* L BROOKS	8.475	63	K COOK	5	
70	J WATSON	22	70	T JAMES	131	70	* S MARTINEZ	8.600	63	N BRADFORD	5	
70	R MAFFIN	22	71	E STOTT-ZAFIROPOULOS	130	71	* T SHARP	8.663	63	I PAUL	5	(2)
70	T GREEN	22	72	B RILEY	124	72	* L STOTT-ZAFIROPOULOS	8.900	63	J WOODHOUSE	5	
70	R HUGHES	22	73	JJ HUGHES-DOWD	120	73	* Ca HOLLAND	8.913	63	T STEVENSON	5	
70	E STOTT-ZAFIROPOULOS	22	74	T GREEN	119	74	* R MAFFIN	8.988	74	A REES	4	
75	K ASHWORTH	21	75	S MARTINEZ	117	75	* N BRADFORD	9.550	74	J WATSON	4	
75	H TAYLOR	21	76	J WATSON	113	76	* I BRADLEY	9.688	74	T SHARP	4	
75	S MARTINEZ	21	77	R MAFFIN	109	77	* J HAGUES	9.800	74	M WATTS	4	
78	S SLATER	20	78	S SLATER	108	78	* S ROYTHORNE	10.000	74	J LISTER	4	
78	T SHARP	20	78	B CARRINGTON	108	79	* A BRADFORD	10.775	74	B JEFFRIES	4	
78	S MAFFIN	20	80	T SHARP	103	80	* T JAMES	10.863	74	E STOTT-ZAFIROPOULOS	4	
78	T JAMES	20	80	J GRATTON	103	81	* E JACKSON	12.500	74	L STOTT-ZAFIROPOULOS	4	
82	B RILEY	19	82	T STEVENSON	100	82	* J PERRY	13.813	74	J ELMORE	4	
82	E DOYLE	19	83	S MAFFIN	99	N/A	L CAPEWELL	2.438	74	S ROYTHORNE	4	
84	B CARRINGTON	18	84	M WARREN	98	N/A	S GILLARD	2.725	74	E DOYLE	4	
85	R LEY	17	85	F McCANDLESS	96	N/A	M WARREN	2.817	85	A PANK	3	
85	G CONNALLY	17	86	R LEY	92	N/A	A WATHEY	3.545	85	C CLARK	3	
85	J GRATTON	17	86	J THOMPSON	92	N/A	K JACKSON	3.563	85	R HUGHES	3	
85	E WOODHOUSE	17	88	G CONNALLY	91	N/A	T REES	3.667	85	J PERRY	3	
89	A HARTLEY	15	89	J WOODHOUSE	86	N/A	S TAGUE	3.813	85	J BLURTON	3	
89	J MOSEDALE	15	90	A HARTLEY	83	N/A	A FEARN	3.850	90	C WOODCOCK	2	
89	M WARREN	15	91	A WATHEY	72	N/A	E DOYLE	3.895	90	Mat McNULTY	2	
92	C KAVANAGH	13	91	J MOSEDALE	72	N/A	N ZIMMERMANN	3.969	90	J MOSEDALE	2	
92	M WATTS	13	91	B JEFFRIES	72	N/A	R LEY	4.103	90	D SPENCER	2	
94	J DOBBINS	12	94	M WATTS	69	N/A	C CLARK	4.179	90	N ZIMMERMANN	2	
94	F McCANDLESS	12	95	I PAUL	68	N/A	D SPENCER	4.375	90	A OXSPRING	2	
96	A PANK	11	96	C KAVANAGH	65	N/A	N BLACK	4.375	90	L BLAKE	2	
96	A WATHEY	11	96	E DOYLE	65	N/A	M BUCKLEY	4.417	90	D JEFFRIES	2	(2)
96	N McDONALD	11	98	D JEFFRIES	62	N/A	M WESTON	4.438	90	J GRATTON	2	
99	S GILLARD	10	99	A FEARN	61	N/A	T KERR	4.458	90	F McCANDLESS	2	
99	A FEARN	10	99	I MATTHEWS	61	N/A	L BLAKE	4.500	90	I BRADLEY	2	

JUNIOR STATISTICS 1992-2024 - AFTER DHORC 686

Sheet 3 of 4 (Note: Highlighted Names are Current 2024 Members, CS = Best Consecutive Results)

MEETINGS ATTENDED		RACES COMPLETED		DRIVER RANKING		FINALS WON						
Pos	JUNIOR	No	Pos	JUNIOR	No	Pos	JUNIOR	SCORE	Pos	JUNIOR	No	CS
99	I MATTHEWS	10	101	J DOBBINS	60	N/A	M YEOMANS	4.563	90	E PAUL	2	(2)
102	L HAWLEY	9	101	E WOODHOUSE	60	N/A	I MATTHEWS	5.075	90	B RILEY	2	
102	D NEALE	9	103	A PANK	58	N/A	J DOBBINS	5.083	90	J McDONALD	2	
102	C WOODCOCK	9	104	N McDONALD	57	N/A	N McDONALD	5.114	90	T KERR	2	
102	Mat McNULTY	9	105	J BLURTON	56	N/A	A HARTLEY	5.212	105	S GILLARD	1	
102	B JEFFRIES	9	106	Ca BLURTON	55	N/A	B REES	5.350	105	C KAVANAGH	1	
102	D JEFFRIES	9	107	E PAUL	54	N/A	J MOSEDALE	5.462	105	D NEALE	1	
102	I PAUL	9	108	N ZIMMERMANN	51	N/A	E WOODHOUSE	5.500	105	A MILNER	1	
102	E PAUL	9	109	S GILLARD	50	N/A	M WILLIS	5.750	105	T REES	1	
110	M SEO	8	109	L HAWLEY	50	N/A	B CARRINGTON	5.847	105	R MAFFIN	1	
110	Ti REES	8	111	S LIVESEY	49	N/A	J McDONALD	6.458	105	T ALLDREAD	1	
110	C BARTLETT	8	112	C BARTLETT	48	N/A	B JEFFRIES	6.472	105	M HART	1	
110	Ca BLURTON	8	113	Mat McNULTY	47	N/A	L BELL	6.550	105	S MAFFIN	1	
110	J BLURTON	8	114	C WOODCOCK	46	N/A	D GEBAUERS	6.750	105	D GEBAUERS	1	
115	A MILNER	7	115	D NEALE	44	N/A	D NEALE	7.083	105	L BELL	1	
115	A REES	7	116	C CLARK	41	N/A	L HAWLEY	7.083	105	M SEO	1	
115	C CLARK	7	117	Ti REES	40	N/A	D JEFFRIES	7.111	105	A FEARN	1	
115	N ZIMMERMANN	7	118	A REES	38	N/A	Mat McNULTY	7.167	105	I MATTHEWS	1	
115	M BUCKLEY	7	118	J McDONALD	38	N/A	C BARTLETT	7.344	105	M WILLIS	1	
120	M HART	6	120	A MILNER	36	N/A	J GRATTON	7.426	105	B REES	1	
120	S LIVESEY	6	121	B REES	35	N/A	M WATTS	7.519	105	S TAGUE	1	
120	SM BLURTON	6	122	M BUCKLEY	33	N/A	C WOODCOCK	8.056	105	L CAPEWELL	1	
120	J McDONALD	6	123	M HART	31	N/A	R FREEMAN	8.417	105	M BUCKLEY	1	
120	T KERR	6	123	A PARKIN	31	N/A	H MOHAMMED	8.500	105	S LIVESEY	1	
125	L BELL	5	123	SM BLURTON	31	N/A	G CONNALLY	8.588	105	L PARKIN	1	
125	B REES	5	126	L PARKIN	30	N/A	B RILEY	8.697	105	A PARKIN	1	
125	L BLAKE	5	127	K JACKSON	29	N/A	A STOTT	8.750	105	R FREEMAN	1	
125	A PARKIN	5	127	M WESTON	29	N/A	A MILNER	8.786	105	S MARTINEZ	1	
125	L PARKIN	5	127	R FREEMAN	29	N/A	M HART	9.417	105	E DOYLE	1	
130	D SPENCER	4	130	L BELL	26	N/A	Ca BLURTON	9.594				
130	M YEOMANS	4	130	M YEOMANS	26	N/A	J BLURTON	9.781				
130	M WILLIS	4	132	S TAGUE	24	N/A	A PANK	10.114				
130	S TAGUE	4	132	T KERR	24	N/A	T ALLDREAD	10.167				
130	K JACKSON	4	134	D SPENCER	23	N/A	E GIBBS	10.417				
130	L CAPEWELL	4	135	M WILLIS	20	N/A	F McCANDLESS	10.558				
130	M WESTON	4	135	L CAPEWELL	20	N/A	C KAVANAGH	10.692				
137	T REES	3	137	T REES	16	N/A	Ti REES	10.719				
137	D ALLDREAD	3	137	T ALLDREAD	16	N/A	D ALLDREAD	10.750				
137	T ALLDREAD	3	137	D GEBAUERS	16	N/A	A REES	10.786				
137	D GEBAUERS	3	140	D ALLDREAD	15	N/A	SM BLURTON	10.833				
137	E GIBBS	3	140	E GIBBS	15	N/A	A PARKIN	11.300				
137	R FREEMAN	3	142	H MOHAMMED	14	N/A	E PAUL	11.806				
143	N BLACK	2	143	L BLAKE	13	N/A	L PARKIN	12.900				
144	H MOHAMMED	1	144	N BLACK	10	N/A	S LIVESEY	13.083				
144	A STOTT	1	145	A STOTT	5	N/A	I PAUL	13.667				

JUNIOR STATISTICS 1992-2024, AFTER DHORC 686

Sheet A of 4 Note: Highlighted Names are Current 2024 Members. CS = Best Consecutive Results

POLES				IQR's Column 1				IQR's Column 2				WINS				FASTEST LAPS				CHAMPIONSHIPS					
Pos	JUNIOR	No	CS	Pos	JUNIOR	No	CS	Pos	JUNIOR	No	CS	Pos	JUNIOR	No	CS	Pos	JUNIOR	No	CS	YEAR	JUNIOR				
1	R LUTHERLAND	61	(6)	1	J SISMEY	215	(14)	61	J BULLOCK	2		61	A HALL	49	(13)	61	J SISMEY	59	(11)	61	R LUTHERLAND	63	(7)	1992	S SLATER
2	J SISMEY	56	(11)	2	R LUTHERLAND	201	(12)	61	S TAGUE	2	(2)	56	R LUTHERLAND	46	(5)	56	R LUTHERLAND	58	(7)	56	T CHADWICK	51	(7)	1993	M MINNIS
3	J MELLOR	46	(10)	3	A TURNBULL	194	(10)	61	M BRADLEY	2		46	J SISMEY	45	(5)	46	A HALL	45	(5)	46	A HALL	50	(16)	1994	M MINNIS (2)
4	A TURNBULL	44	(9)	4	J MELLOR	193	(10)	61	M WESTON	2		46	A TURNBULL	45	(5)	44	T CHADWICK	43	(6)	44	J SISMEY	45	(11)	1995	AJ McPEAKE
5	A HALL	42	(11)	5	A HALL	177	(22)	61	M LUTHERLAND	2		42	T CHADWICK	44	(5)	42	A HUGHES	35	(12)	42	AJ McPEAKE	33	(6)	1996	AJ McPEAKE (2)
6	AJ McPEAKE	34	(12)	6	T CHADWICK	168	(13)	61	E STOTT-ZAFIROPOULOS	2		34	J MELLOR	35	(1)	34	AJ McPEAKE	33	(7)	42	L SMITH	33	(26)	1997	C BRENTNALL
7	T CHADWICK	33	(4)	7	L SMITH	135	(29)	61	L BROOKS	2		33	L SMITH	33	(9)	34	L SMITH	33	(19)	42	J MELLOR	33	(6)	1998	T PANK
8	L SMITH	33	(18)	8	M MINNIS	128	(19)	61	D JACKSON	2		33	M MINNIS	31	(9)	33	M MINNIS	30	(6)	42	L BOWLES	33	(7)	1999	C BOWLES
9	J HENRY	31	(6)	9	AJ McPEAKE	123	(6)	61	J THOMPSON	2		33	L BOWLES	31	(6)	31	J PATEMAN	29	(3)	31	A HUGHES	32	(11)	2000	J HENRY
10	L BOWLES	31	(7)	10	A HUGHES	112	(24)	61	E WOODHOUSE	2		31	AJ McPEAKE	29	(6)	31	L BOWLES	29	(5)	31	J PATEMAN	31	(6)	2001	J HENRY (2)
11	M MINNIS	30	(8)	11	J HENRY	110	(12)	30	P WALKER	1		30	J HENRY	28	(4)	30	A TURNBULL	28	(4)	31	A TURNBULL	31	(4)	2002	T CHADWICK
12	J PATEMAN	29	(6)	12	J PATEMAN	104	(6)	30	T SHARP	1		30	J PATEMAN	28	(4)	29	J HENRY	25	(3)	29	M MINNIS	27	(8)	2003	J SISMEY
13	A HUGHES	28	(11)	13	T MEASHAM	93	(11)	30	R LLEY	1		28	A HUGHES	22	(5)	29	J MELLOR	23	(6)	28	J HENRY	25	(9)	2004	J SISMEY (2)
14	C BRENTNALL	24	(8)	14	C BRENTNALL	87	(5)	30	A HARTLEY	1		24	C BRENTNALL	18	(1)	24	C BRENTNALL	20	(7)	24	C BRENTNALL	22	(7)	2005	T CHADWICK (2)
15	T MEASHAM	20	(5)	15	L BOWLES	86	(18)	30	J MOSEDALE	1		24	T MEASHAM	18	(1)	24	T PANK	20	(5)	20	Z ROYTHORNE	17	(6)	2006	T MEASHAM
16	T PANK	16	(2)	16	C BOWLES	86	(4)	30	D SPENCER	1		16	C BOWLES	15	(2)	24	H SMITH	20	(4)	14	T PANK	16	(3)	2007	A HUGHES
17	C BOWLES	11	(3)	17	F HOLMES	82	(3)	30	T REES	1		11	K LEVERS	15	(1)	11	K LEVERS	15	(1)	11	C BOWLES	13	(2)	2008	L SMITH (2)
18	H SMITH	11	(4)	18	T PANK	81	(4)	30	M YEOMANS	1		11	H SMITH	13	(3)	11	B ROYTHORNE	14	(4)	11	K LEVERS	13	(3)	2009	C SMITH (2)
19	JJ HUGHES-DOWD	11	(3)	19	P CONNALLY	44	(9)	30	A OXSPRING	1		11	T PANK	12	(2)	11	Z ROYTHORNE	14	(4)	11	P CONNALLY	12	(3)	2010	K LEVERS
20	JJ LAWSON	10	(4)	20	K LEVERS	42	(4)	30	L BLAKE	1		11	JJ HUGHES-DOWD	12	(1)	10	J LAWSON	11	(3)	11	T MEASHAM	12	(3)	2011	J MELLOR
21	N GULL	9	(3)	21	Z ROYTHORNE	40	(2)	30	J GRATTON	1		9	F HOLMES	10	(2)	9	P CONNALLY	10	(2)	11	H SMITH	12	(4)	2012	J MELLOR (2)
22	P CONNALLY	7	(3)	22	JJ HUGHES-DOWD	32	(7)	30	G REYES-ENGLAND	1		8	Z ROYTHORNE	10	(2)	8	T MEASHAM	10	(2)	7	N GULL	10	(3)	2013	J PATEMAN
23	K ASHWORTH	7	(2)	23	N GULL	29	(4)	30	S ROYTHORNE	1		8	J LAWSON	10	(2)	7	N GULL	9	(4)	7	JJ HUGHES-DOWD	10	(2)	2014	A HALL
24	K LEVERS	7	(2)	24	H SMITH	26	(5)	30	J MARTINEZ	1		7	P CONNALLY	7	(1)	7	JJ HUGHES-DOWD	7	(1)	7	J LAWSON	9	(3)	2015	A HALL (2)
25	Z ROYTHORNE	7	(2)	25	J LAWSON	25	(4)	30	E DOYLE	1		7	N GULL	7	(1)	7	C BOWLES	7	(2)	7	K ASHWORTH	5	(2)	2016	R LUTHERLAND
26	B ROYTHORNE	6	(2)	26	B ROYTHORNE	24	(4)	30	R HUGHES	1		4	J STEVENSON	5	(2)	6	P MARTIN	6	(7)	7	S ROYTHORNE	5	(2)	2017	R LUTHERLAND (2)
27	F HOLMES	5	(2)	27	R REES	23	(2)					6	R REES	5	(1)	5	K ASHWORTH	5	(2)	5	M WARREN	4		2018	A TURNBULL
28	G HADDON	3	(2)	28	K ASHWORTH	21	(5)					6	K ALI	5	(1)	5	J LISTER	5	(1)	5	J LISTER	4		2019	A TURNBULL (2)
29	S GILLARD	3	(2)	29	L TURNBULL	18	(2)					6	C BULLOCK	5	(1)	5	F HOLMES	5	(1)	5	C DAVENPORT	3		2020	N/A
30	S SLATER	3	(2)	30	K ALI	16	(5)					6	K ASHWORTH	5	(2)	3	D BARKER	4	(1)	3	S SLATER	3	(2)	2021	H SMITH
31	C BULLOCK	3		31	J LISTER	16	(2)					3	G HADDON	4	(2)	3	Ca HOLLAND	4	(2)	3	D BARKER	3		2022	L BOWLES
32	M WARREN	3		32	C BULLOCK	14	(4)					3	M WARREN	4	(2)	3	C DAVENPORT	3		3	J WOODHOUSE	3		2023	L BOWLES (2)
33	J LISTER	3	(2)	33	M WARREN	13	(2)					3	J LISTER	4	(1)	3	M WARREN	3		3	K ALI	2	(2)		
34	L TURNBULL	3		34	S GILLARD	12	(3)					3	B ROYTHORNE	4	(1)	3	M BUCKLEY	3		3	C BULLOCK	2			
35	J WOODHOUSE	3	(2)	35	C DAVENPORT	10						3	S SLATER	3	(2)	3	E WOODHOUSE	3	(2)	3	L BLAKE	2			
36	J STEVENSON	2		36	G HADDON	10						3	K SCHOFIELD	3	(1)	2	S SLATER	2		2	P MARTIN	2			
37	R REES	2		37	P MARTIN	10	(2)					3	L TURNBULL	3	(2)	2	J STEVENSON	2		2	J HOLMES	2			
38	Ca HOLLAND	2		38	S SLATER	9	(4)					3	J WOODHOUSE	3	(1)	2	R REES	2		2	G REYES-ENGLAND	2			
39	A CHATTE	2		39	R COOK	9	(2)					2	C DAVENPORT	2		2	K ALI	2	(2)	2	S GILLARD	2			
40	E WOODHOUSE	2		40	K COOK	8	(3)					2	L BLAKE	2		2	M LUTHERLAND	2		2	K SCHOFIELD	1			
41	C DAVENPORT	1		41	J STEVENSON	8						2	A CHATTE	2		2	J WOODHOUSE	2		2	G HADDON	1			
42	K ALI	1		42	Ca HOLLAND	8						2	P MARTIN	2		1	K SCHOFIELD	1		2	J STEVENSON	1			
43	K COOK	1		43	D BARKER	4						2	G REYES-ENGLAND	2		1	J BULLOCK	1		2	E HENRY	1			
44	R COOK	1		43	C CLARK	4	(3)					1	S GILLARD	1		1	A HARTLEY	1		1	BULLOCK	1			
45	L BLAKE	1		43	R HUGHES	4						1	E HENRY	1		1	C BULLOCK	1		1	C CLARK	1			
46	P MARTIN	1		43	B BROOKS	4						1	J BULLOCK	1		1	K COOK	1		1	R REES	1			
47	B JEFFRIES	1		43	J WOODHOUSE	4	(3)					1	S TAGUE	1		1	K JACKSON	1		1	K COOK	1			
48	M LUTHERLAND	1		48	K SCHOFIELD	3	(2)					1	L CAPEWELL	1		1	M BRADLEY	1		1	S TAGUE	1			
49	D PAUL	1		48	M McNILTY	3						1	M BUCKLEY	1		1	J ELMORE	1		1	K JACKSON	1			
				48	K JACKSON	3						1	B JEFFRIES	1		1	D PAUL	1		1	A WATHEY	1			
				48	A WATHEY	3						1	M LUTHERLAND	1		1	S ROYTHORNE	1		2	Ca HOLLAND	1			
				48	A CHATTE	3						1	J THOMPSON	1		1	J THOMPSON	1		2	M BUCKLEY	1			
				48	B JEFFRIES	3						1	E DOYLE	1		1	E DOYLE	1		2	A CHATTE	1			
				48	D PAUL	3	(2)												2	M BRADLEY	1				
				48	J WATSON	2													2	M LUTHERLAND	1				
				48	S SCHULE	2													2	L TURNBULL	1				
				48	E HENRY	2													2	E DOYLE	1				

IQR Means Individual Qualifying Rounds 1.E. Yellow, Green, Red and Blue Lane on a Normal Club Night

Outright Track Record Holders After DHORC 686

Adults

Pos	Name	Qualifying	F1	GC	F1	GC	Total
			Fastest Laps	Fastest Laps	Race Laps	Race Laps	
1	L Pateman	34	44	62	28	49	217
2	S Goodlip	23	40	11	32	18	124
3	A Smith	32	9	28	11	26	106
4	N Sismey	16	8	12	16	16	68
5	J Sismey	15	7	8	14	12	56
6	M Chadwick	12			8	9	29
7	W Lander	9	5	3	6		23
8	P Rees	3	3		10	3	19
8	A McPeake	4	3	5	7		19
10	J Tague	4	3	2	3	5	17
11	J Lymer	4	2	1	2	1	10
12	T Baldock	3	1	1	1	2	8
13	D Garbett	1	1	1	3	1	7
14	A Turnbull	1	2		3		6
14	L Smith	2	1	3			6
16	C Roythorne		2	2		1	5
17	J Neale				2	1	3
17	S Anand	1			1	1	3
17	T Chadwick		1		2		3
17	J Lamb	1		1	1		3
21	M Allsopp				2		2
21	S Lander			1	1		2
21	C Bowles	1	1				2
21	JJ Hughes-Dowd		1		1		2
25	G Peach		1				1
25	D McPeake		1				1
25	J Roythorne				1		1
25	S Smith				1		1
25	R Litherland	1					1
25	S Pank				1		1
Total		167	136	141	157	145	746

Note: Some Records Can Be Held By More Than One Member - Highlighted Names 2024 Members

Outright Track Record Holders After DHORC 686

Juniors

Pos	Name	Qualifying	F1	GC	F1	GC	Total
			Fastest Laps	Fastest Laps	Race Laps	Race Laps	
1	A Turnbull	31	22	16	34	17	120
2	R Litherland	24	21	26	13	28	112
3	J Sismey	15	15	12	11	17	70
4	A Hall	12	8	6	13	11	50
5	T Chadwick	7	6	10	7	19	49
6	AJ McPeake	10	9	4	9	4	36
7	L Bowles	12	3	5	4	8	32
8	T Measham	6	4	1	13	3	27
8	J Henry	2	9	5	9	2	27
10	J Mellor	10	4	4	2	4	24
10	H Smith	7	5	5	3	4	24
12	M Minnis	6	2	4	2	5	19
12	JJ Hughes-Dowd	8	4	1	5	1	19
14	Z Roythorne	2	2	6		8	18
15	J Pateman	4	4	5	1	3	17
16	B Roythorne	1	1	6		2	10
17	F Holmes	1	3	2	3		9
17	C Brentnall		2	3		4	9
19	A Hughes	2	1	5			8
19	L Smith		4		4		8
21	J Lawson		1	2	2	1	6
21	T Pank		1	3	2		6
21	C Bowles	2	1		1	2	6
24	E Woodhouse	2	1	2			5
24	J Woodhouse	2		1	2		5
26	P Connally		1	3			4
26	R Rees	1	1	1		1	4
26	K Ashworth	1	1	1		1	4
26	L Turnbull	1	1		2		4
30	K Levers		1		1	1	3
31	P Martin		1		1		2
31	N Gull		1		1		2
33	Ca Holland			1			1
33	E Henry		1				1
33	C Clark					1	1
33	K Ali				1		1
33	B Brooks				1		1
33	J Elmore		1				1
33	S Roythorne			1			1
33	A Hartley			1			1
Total		169	142	142	147	147	747

Note: Some Records Can Be Held By More Than One Member - Highlighted Names 2024 Members

DHORC Statistics 2024

Poles		Adult			Junior			Poles	
Records		Name	Total	2024	Name	Total	2024	Records	
All Time		L Pateman	129		JJ Hughes-Dowd	11	1	All Time	
L Pateman	129	S Goodlip	94		J Woodhouse	3	1	R Litherland	61
Season		N Sismey	86					Season	
S Goodlip	17	A Smith	61	1				L Smith	21
		P Rees	19						
		G Peach	2						
		A Turnbull	2						
		R Litherland	1	1					
Race Wins		Adult			Junior			Race Wins	
Records		Name	Total	2024	Name	Total	2024	Records	
All Time		L Pateman	122		JJ Hughes-Dowd	12	2	All Time	
L Pateman	122	S Goodlip	91	1	J Woodhouse	3		A Hall	49
Season		N Sismey	86					Season	
W Lander	16	A Smith	54	1				L Smith	20
		P Rees	29					A Hall	20
		A Turnbull	4						
		G Peach	3						
		R Litherland	2						
		S Smith	1						
Fast Laps		Adult			Junior			Fast Laps	
Records		Name	Total	2024	Name	Total	2024	Records	
All Time		L Pateman	286		JJ Hughes-Dowd	8	2	All Time	
L Pateman	286	S Goodlip	64	1	J Woodhouse	2		J Sismey	59
Season		A Smith	61	1				Season	
L Pateman	19	N Sismey	51					L Smith	21
A Smith	19	P Rees	12						
		G Peach	3						
		A Turnbull	2						
		JJ Hughes-Dowd	1						
		B Johnson	1						
Race Laps		Adult			Junior			Race Laps	
Records		Name	Total	2024	Name	Total	2024	Records	
All Time		L Pateman	190		JJ Hughes-Dowd	10	2	All Time	
L Pateman	190	N Sismey	91		J Woodhouse	4		R Litherland	63
Season		S Goodlip	74					Season	
W Lander	16	A Smith	67	1				A Hall	22
		P Rees	23						
		G Peach	2						
		A Turnbull	2						
		JJ Hughes-Dowd	2	1					
		S Smith	1						

Current Members Best Ever Position Records after DHORC 686

Qualifying				Final Position				Fastest Laps				Race Laps			
Pos	Adult	DHORC	Gap	Pos	Adult	DHORC	Gap	Pos	Adult	DHORC	Gap	Pos	Adult	DHORC	Gap
1	A Smith	686	0	1	S Goodlip	686	0	1	A Smith	686	0	1	A Smith	686	0
1	R Litherland	685	1	1	A Smith	684	2	1	S Goodlip	685	1	1	JJ Hughes-Dowd	685	1
1	S Goodlip	681	5	1	L Pateman	683	3	1	L Pateman	678	8	1	L Pateman	681	5
1	L Pateman	679	7	1	A Turnbull	675	11	1	N Sismey	672	14	1	S Goodlip	679	7
1	N Sismey	672	14	1	N Sismey	673	13	1	A Turnbull	625	61	1	N Sismey	673	13
1	A Turnbull	671	15	1	S Smith	671	15	1	G Peach	565	121	1	S Smith	671	15
1	P Rees	661	25	1	P Rees	665	21	1	P Rees	497	189	1	P Rees	649	37
1	G Peach	565	121	1	R Litherland	652	34	1	B Johnson	132	554	1	A Turnbull	635	51
2	A Woodhouse	674	12	1	G Peach	537	149	2	R Litherland	624	62	1	G Peach	565	121
4	D Hughes-Dowd	671	15	2	JJ Hughes-Dowd	681	5	4	S Smith	671	15	2	R Litherland	624	62
4	D Turnbull	658	28	3	L Blacker	673	13	4	L Blacker	658	28	3	L Blacker	674	12
4	L Blacker	650	36	3	A Woodhouse	672	14	4	D Turnbull	564	122	3	A Woodhouse	672	14
5	JJ Hughes-Dowd	683	3	3	D Turnbull	527	159	5	A Woodhouse	674	12	4	S Gray	672	14
5	S Smith	671	15	4	S Gray	672	14	6	D Hughes-Dowd	679	7	5	D Turnbull	596	90
5	S Gray	627	59	6	B Johnson	236	450	6	JJ Hughes-Dowd	670	16	6	B Johnson	132	554
5	B Johnson	242	444	8	D Hughes-Dowd	682	4	6	H Smith	658	28	6	H Smith	657	29
7	H Smith	672	14	8	H Smith	657	29	6	S Gray	635	51	9	D Hughes-Dowd	680	6
11	A Stevenson	658	28	13	A Stevenson	679	7	10	A Stevenson	677	9	10	A Stevenson	667	19
Pos	Junior	DHORC	Gap	Pos	Junior	DHORC	Gap	Pos	Junior	DHORC	Gap	Pos	Junior	DHORC	Gap
1	JJ Hughes-Dowd	686	0	1	JJ Hughes-Dowd	686	0	1	J Woodhouse	686	0	1	JJ Hughes-Dowd	686	0
1	J Woodhouse	685	1	1	J Woodhouse	673	13	1	JJ Hughes-Dowd	685	1	1	J Woodhouse	673	13
3	T Stevenson	661	25	2	T Stevenson	653	33	3	T Stevenson	685	1	3	T Stevenson	670	16

Distance Covered In DHORC Club Championship 2024							
Pos	Competitor	Class	Laps	Feet	Feet / Race	Miles	Races
1	S Goodlip	A	134.7	19,723	2,818	3.7	7
2	A Smith	A	119.4	17,483	2,914	3.3	6
3	L Blacker	A	117.9	17,263	2,466	3.3	7
4	R Litherland	A	115.9	16,970	2,828	3.2	6
5	A Turnbull	A	113.0	16,545	2,758	3.1	6
6	P Rees	A	107.3	15,711	2,244	3.0	7
7	L Pateman	A	106.6	15,608	2,601	3.0	6
8	G Peach	A	106.1	15,535	2,589	2.9	6
9	N Sismey	A	103.2	15,111	2,518	2.9	6
10	D Hughes-Dowd	A	103.0	15,081	2,154	2.9	7
11	D Turnbull	A	102.5	15,008	2,501	2.8	6
12	H Smith	A	102.3	14,979	2,140	2.8	7
13	JJ Hughes-Dowd	J	96.5	14,130	2,355	2.7	6
14	A Stevenson	A	92.7	13,573	2,262	2.6	6
15	A Woodhouse	A	92.1	13,485	2,248	2.6	6
16	J Woodhouse	J	90.5	13,251	2,209	2.5	6
17	S Smith	A	86.1	12,607	2,101	2.4	6
18	JJ Hughes-Dowd	A	85.1	12,460	2,492	2.4	5
19	T Stevenson	J	83.7	12,255	2,043	2.3	6
20	S Gray	A	80.7	11,816	1,969	2.2	6
21	B Johnson	A	78.1	11,435	1,906	2.2	6
Pos	Competitor	Class	2,117.4	310,029.7	2,386.5	58.7	130.0

Next Circuit

Jacarepagua



Where Do We Race Next?

What Are The Records?

Who Has Been On The Podium?

Circuit History

The Autódromo Internacional Nelson Piquet (Nelson Piquet International RaceTrack), also known as **Jacarepaguá** after the neighbourhood in which it was located, and also as the Autódromo Riocentro, was a motorsport circuit in Rio de Janeiro, Brazil. Opened in January 1978, a few weeks before 1978 Brazilian Grand Prix, it hosted the Formula One Brazilian Grand Prix on ten occasions, and was also used for CART, motorcycle racing and stock car racing. In 2012, it was demolished to make way for facilities to be used at the 2016 Summer Olympics.

Rounds 3 & 4 2		Jacarepagua (Brazil)		Rounds 19 & 20	
Previous Results					
Adults			1st	2nd	3rd
DHRC 31	14-Jun	1994	J Tague	L Pateman	A Smith
DHRC 32	15-Jul	1994	J Tague	A Smith	L Pateman
DHRC 33	02-Aug	1994	J Tague	N Sismey	A Smith
DHRC 34	23-Aug	1994	J Tague	M Rogers	N Sismey
DHRC 80	06-May	1997	S Goodlip	M Chadwick	J Tague
DHRC 100	12-May	1998	M Chadwick	A McPeake	N Sismey
DHRC 120	11-May	1999	N Sismey	A McPeake	P Rees
DHRC 140	09-May	2000	M Chadwick	P Rees	A McPeake
DHRC 234	07-Sep	2004	L Pateman	M Chadwick	A McPeake
DHRC 274	11-Jul	2006	W Lander	J Sismey	N Sismey
DHRC 292	17-Apr	2007	P Rees	W Lander	J Sismey
DHRC 312	11-Mar	2008	W Lander	T Measham	J Sismey
DHRC 358	09-Mar	2010	L Pateman	J Sismey	A McPeake
DHRC 412	06-Mar	2012	L Pateman	S Anand	R Blake
DHRC 464	18-Mar	2014	J Sismey	S Anand	R Crossland
DHRC 528	04-Oct	2016	L Pateman	P Rees	N Sismey
DHRC 687	30-Jan	2024			
DHRC 688	30-Jan	2024			
Juniors			1st	2nd	3rd
DHRC 31	14-Jun	1994	AJ McPeake	P Walker	J Henry
DHRC 32	15-Jul	1994	K Schofielde	M Minnis	AJ McPeake
DHRC 33	02-Aug	1994	M Minnis	C Davenport	AJ McPeake
DHRC 34	23-Aug	1994	M Minnis	AJ McPeake	P Walker
DHRC 80	06-May	1997	J Stevenson	J Henry	C Brentnall
DHRC 100	12-May	1998	J Henry	J Stevenson	C Brentnall
DHRC 120	11-May	1999	J Henry	T Pank	C Bowles
DHRC 140	09-May	2000	J Henry	T Chadwick	P Connally
DHRC 234	07-Sep	2004	T Chadwick	J Sismey	L Chadwick
DHRC 274	11-Jul	2006	A Hughes	C Bullock	
DHRC 292	17-Apr	2007	K All	C Bullock	N Zimmermann
DHRC 312	11-Mar	2008	L Smith	K Ashworth	B Rees
DHRC 358	09-Mar	2010	K Levers	J Mellor	N Gull
DHRC 412	06-Mar	2012	J Pateman	J Lister	Z Roythorne
DHRC 464	18-Mar	2014	A Hall	F Holmes	P Martin
DHRC 528	04-Oct	2016	A Turnbull	R Litherland	Z Roythorne
DHRC 687	30-Jan	2024			
DHRC 688	30-Jan	2024			

Circuit Records		Lap Length 128' 9"	
Qualifying	W Lander 17Apr07		
	91.6 Laps		
Fastest Laps			
F1	L Pateman 09Mar10		
	7.44 Secs		
GC	L Pateman 04Oct16		
	6.18 secs		
Race Laps			
F1	J Tague 02Aug94		
	21.9 Laps		
GC	L Pateman 04Oct16		
	26.8 Laps		
Final Points		DHRC 687 & 688	
9.0 Points	L Pateman 15Jul94		

Jacarepagua Best Off Chart 1 (Adults) Sheet 1 of 2

Qualifying					Open Wheel Race Laps					Enclosed Wheel Race Laps				
Pos	Adult	Laps	MPH	Date	Pos	Adult	Laps	MPH	Date	Pos	Adult	Laps	MPH	Date
1	W Lander	91.6	11.168	17-Apr-07	1	J Tague	21.9	10.680	2AUG94	1	L Pateman	26.8	13.070	04-Oct-16
2	L Pateman	90.9	11.083	04-Oct-16	2	A Smith	21.4	10.437	2AUG94	2	J Sismey	25.5	12.436	18-Mar-14
3	J Tague	88.2	10.754	2AUG94	3	N Sismey	21.2	10.339	15JUL94	2	J Lamb	25.5	12.436	04-Oct-16
4	M Chadwick	88.1	10.741	12-May-98	3	S Goodlip	21.2	10.339	6MAY97	4	W Lander	25.4	12.387	17-Apr-07
5	N Sismey	87.4	10.656	12-May-98	5	M Chadwick	21.1	10.290	09-May-00	5	J Tague	25.1	12.241	2AUG94
6	A Smith	86.5	10.546	2AUG94	5	W Lander	21.1	10.290	11-Mar-08	6	S Goodlip	24.7	12.046	04-Oct-16
7	A Mcpeake	86.3	10.522	09-Mar-10	5	L Pateman	21.1	10.290	04-Oct-16	7	M Chadwick	24.2	11.802	07-Sep-04
7	J Sismey	86.3	10.522	18-Mar-14	8	J Neale	20.9	10.193	2AUG94	7	N Sismey	24.2	11.802	11-Jul-06
9	P Rees	85.2	10.388	04-Oct-16	9	R Seaman	20.8	10.144	12-May-98	7	S Anand	24.2	11.802	18-Mar-14
10	J Neale	84.7	10.327	2AUG94	9	K Lye	20.8	10.144	09-Mar-10	10	A Mcpeake	23.9	11.656	07-Sep-04
11	S Goodlip	84.4	10.290	04-Oct-16	9	P Rees	20.8	10.144	06-Mar-12	10	S Lander	23.9	11.656	07-Sep-04
12	P Levers	83.7	10.205	09-Mar-10	12	A Mcpeake	20.6	10.046	2AUG94	10	P Rees	23.9	11.656	11-Jul-06
13	S Anand	83.5	10.181	06-Mar-12	12	D Mcpeake	20.6	10.046	2AUG94	13	D Garbett	23.6	11.509	04-Oct-16
14	R Crossland	83.3	10.156	18-Mar-14	14	T Measham	20.5	9.998	11-Mar-08	14	K Lye	23.4	11.412	09-Mar-10
15	M Rogers	82.9	10.107	2AUG94	15	N Lambert	20.4	9.949	07-Sep-04	15	R Crossland	23.3	11.363	18-Mar-14
15	R Blake	82.9	10.107	06-Mar-12	15	J Sismey	20.4	9.949	09-Mar-10	16	J Neale	23.2	11.314	14JUN94
17	M Allsopp	82.1	10.010	09-Mar-10	17	T Chadwick	20.2	9.851	09-Mar-10	17	C Roythorne	23.1	11.266	18-Mar-14
18	K Lye	81.9	9.985	09-Mar-10	17	S Anand	20.2	9.851	06-Mar-12	18	A Smith	23.0	11.217	15JUL94
19	D Garbett	81.7	9.961	04-Oct-16	19	G Peach	20.1	9.803	09-May-00	19	T Dingley	22.9	11.168	6MAY97
20	T Chadwick	81.6	9.949	09-Mar-10	19	M Allsopp	20.1	9.803	09-Mar-10	19	P Levers	22.9	11.168	09-Mar-10
21	T Measham	80.1	9.766	17-Apr-07	19	D Garbett	20.1	9.803	04-Oct-16	21	R Blake	22.8	11.119	06-Mar-12
22	S Lander	79.9	9.742	07-Sep-04	22	P Levers	19.9	9.705	15JUL94	22	M Allsopp	22.7	11.071	18-Mar-14
23	D Brentnall	79.2	9.656	2AUG94	23	M Rogers	19.7	9.607	15JUL94	23	S Pank	22.6	11.022	12-May-98
23	J Levers	79.2	9.656	09-Mar-10	24	C Roythorne	19.4	9.461	09-Mar-10	24	M Rogers	22.5	10.973	2AUG94
25	T Dingley	79.1	9.644	09-May-00	24	S Anand	19.4	9.461	09-Mar-10	24	D Mcpeake	22.5	10.973	12-May-98
26	J Lymer	78.9	9.620	18-Mar-14	24	J Levers	19.4	9.461	09-Mar-10	26	J Levers	22.4	10.924	09-Mar-10
27	D Mcpeake	78.7	9.595	12-May-98	27	S Minnis	19.3	9.412	2AUG94	27	L Smith	22.3	10.875	06-Mar-12
28	R Seaman	78.5	9.571	12-May-98	27	T Dingley	19.3	9.412	09-May-00	28	A Bullock	22.2	10.827	06-Mar-12
28	J Lamb	78.5	9.571	04-Oct-16	29	C Bowles	19.1	9.315	09-May-00	29	T Measham	22.1	10.778	17-Apr-07
30	C Roythorne	78.2	9.534	6MAY97	29	S Lander	19.1	9.315	07-Sep-04	29	J Lymer	22.1	10.778	18-Mar-14
31	S Pank	77.3	9.425	11-May-99	29	R Blake	19.1	9.315	06-Mar-12	31	R Seaman	22.0	10.729	12-May-98
32	S Minnis	77.2	9.412	15JUL94	32	D Brentnall	19.0	9.266	14JUN94	31	R Masters	22.0	10.729	06-Mar-12
33	C Bowles	76.6	9.339	09-May-00	33	S Dunn	18.9	9.217	2AUG94	33	G Weston	21.9	10.680	11-Jul-06
34	G Peach	76.5	9.327	11-May-99	33	S Pank	18.9	9.217	11-May-99	34	J Roythorne	21.6	10.534	18-Mar-14
35	J Roythorne	76.0	9.266	18-Mar-14	33	R Crossland	18.9	9.217	18-Mar-14	35	D Brentnall	21.5	10.485	14JUN94
36	S Dunn	75.7	9.230	23AUG94	36	D Passell	18.7	9.120	18-Mar-14	35	G Peach	21.5	10.485	04-Oct-16
36	D Passell	75.7	9.230	18-Mar-14	37	M Tansley	18.5	9.022	12-May-98	37	T Chadwick	21.4	10.437	09-Mar-10
38	A Bullock	75.6	9.217	06-Mar-12	37	B Johnson	18.5	9.022	07-Sep-04	37	D Passell	21.4	10.437	18-Mar-14
39	N Lambert	75.5	9.205	07-Sep-04	39	J Kelly	18.4	8.973	23AUG94	39	A Holliday	21.3	10.388	11-May-99
40	L Smith	74.7	9.108	06-Mar-12	40	G Schule	18.3	8.925	12-May-98	40	D Edwards	21.2	10.339	04-Oct-16
41	G Weston	74.1	9.034	07-Sep-04	40	D Edwards	18.3	8.925	04-Oct-16	41	S Dunn	21.1	10.290	23AUG94
42	A Holliday	74.0	9.022	11-May-99	42	A Stamper	18.2	8.876	2AUG94	41	N Lambert	21.1	10.290	11-Jul-06
43	J Kelly	73.8	8.998	23AUG94	42	A Bullock	18.2	8.876	11-Jul-06	43	B Johnson	20.9	10.193	6MAY97
43	B Johnson	73.8	8.998	6MAY97	42	J Roythorne	18.2	8.876	09-Mar-10	44	I Brentnall	20.8	10.144	6MAY97
43	M Tansley	73.8	8.998	12-May-98	42	J Lymer	18.2	8.876	18-Mar-14	44	C Bowles	20.8	10.144	09-May-00
46	G Schule	73.4	8.949	12-May-98	46	R Hitchcock	18.0	8.778	23AUG94	46	S Minnis	20.5	9.998	15JUL94
47	P Foxley	72.9	8.888	14JUN94	46	G Weston	18.0	8.778	07-Sep-04	47	G Schule	20.4	9.949	12-May-98
48	I Brentnall	71.8	8.754	6MAY97	48	M Jubb	17.8	8.681	14JUN94	48	P Barber	20.3	9.900	07-Sep-04
49	J Holmes	70.7	8.620	18-Mar-14	49	C Henry	17.7	8.632	09-May-00	49	J Holmes	20.1	9.803	18-Mar-14
50	S Anand	70.4	8.583	17-Apr-07	50	P Foxley	17.6	8.583	14JUN94	50	D Oliver	20.0	9.754	11-May-99



Jacarepagua Best Off Chart 1 (Adults) Sheet 2 of 2

Qualifying					Open Wheel Race Laps					Enclosed Wheel Race Laps				
Pos	Adult	Laps	MPH	Date	Pos	Adult	Laps	MPH	Date	Pos	Adult	Laps	MPH	Date
51	G Lambert	70.1	8.547	23AUG94	51	A Fearn	17.5	8.535	11-Mar-08	51	P Foxley	19.8	9.656	14JUN94
51	R Hitchcock	70.1	8.547	23AUG94	52	A Holliday	17.3	8.437	11-May-99	51	R Hitchcock	19.8	9.656	2AUG94
53	A Fearn	70.0	8.535	17-Apr-07	53	G Lambert	17.2	8.388	2AUG94	53	M Knighton	19.7	9.607	07-Sep-04
53	A Hughes	70.0	8.535	11-Mar-08	53	J Lamb	17.2	8.388	04-Oct-16	54	S Sumner	19.5	9.510	09-Mar-10
55	D Turnbull	69.6	8.486	04-Oct-16	55	L Smith	17.1	8.339	09-Mar-10	54	I Hall	19.5	9.510	09-Mar-10
56	R Masters	68.9	8.400	11-Jul-06	55	R James	17.1	8.339	09-Mar-10	54	M Tansley	19.5	9.510	12-May-98
56	P Barber	68.9	8.400	06-Mar-12	55	H Vd Heuvel	17.1	8.339	2AUG94	54	R Lawson	19.5	9.510	04-Oct-16
58	R James	68.5	8.352	09-Mar-10	58	R Masters	16.9	8.242	11-Jul-06	58	J Kelly	19.4	9.461	23AUG94
58	A Stamper	68.5	8.352	15JUL94	59	J Holmes	16.8	8.193	18-Mar-14	58	S Anand	19.4	9.461	17-Apr-07
60	M Knighton	68.0	8.291	07-Sep-04	59	J Hitchcock	16.8	8.193	2AUG94	60	G Lambert	19.3	9.412	2AUG94
61	K Alcock	67.3	8.205	18-Mar-14	61	D Turnbull	16.7	8.144	04-Oct-16	60	A Hughes	19.3	9.412	11-Mar-08
61	S Sumner	67.3	8.205	09-Mar-10	62	P Barber	16.5	8.047	11-Jul-06	62	J Litherland	19.2	9.364	18-Mar-14
63	M Jubb	66.8	8.144	14JUN94	63	S Sumner	16.4	7.998	09-Mar-10	62	A Fearn	19.2	9.364	17-Apr-07
63	J Hitchcock	66.8	8.144	2AUG94	63	M Knighton	16.4	7.998	07-Sep-04	64	H Vd Heuvel	19.1	9.315	15JUL94
65	C Henry	66.0	8.047	11-May-99	63	R Chadwick	16.4	7.998	23AUG94	64	D Turnbull	19.1	9.315	04-Oct-16
66	D Oliver	65.4	7.974	09-May-00	63	A Hughes	16.4	7.998	11-Mar-08	66	K Alcock	18.9	9.217	18-Mar-14
67	J Litherland	65.3	7.962	18-Mar-14	67	M Watts	16.3	7.949	09-May-00	66	L Williamson	18.9	9.217	04-Oct-16
68	R Chadwick	65.0	7.925	23AUG94	68	J Litherland	16.2	7.901	18-Mar-14	68	C Henry	18.7	9.120	6MAY97
69	R Lawson	64.2	7.827	04-Oct-16	68	I Brentnall	16.2	7.901	2AUG94	69	R James	18.6	9.071	09-Mar-10
70	C Schofield	64.0	7.803	14JUN94	70	K Alcock	16.0	7.803	18-Mar-14	70	R Chadwick	18.3	8.925	2AUG94
71	C Bullock	62.3	7.596	11-Mar-08	71	D Oliver	15.9	7.754	09-May-00	71	J Hitchcock	18.2	8.876	23AUG94
72	D Edwards	61.7	7.523	04-Oct-16	71	C Bullock	15.9	7.754	11-Mar-08	72	M Jubb	18.0	8.778	14JUN94
73	H Vd Heuvel	61.5	7.498	2AUG94	73	R Lawson	15.5	7.559	04-Oct-16	73	A Stamper	17.7	8.632	14JUN94
74	I Hall	59.8	7.291	09-Mar-10	74	C Schofield	15.4	7.510	14JUN94	73	D Walker	17.7	8.632	14JUN94
74	D Walker	59.8	7.291	23AUG94	75	D Walker	14.5	7.071	23AUG94	75	C Bullock	17.5	8.535	11-Mar-08
76	L Williamson	59.4	7.242	04-Oct-16	76	S Smith	13.9	6.779	04-Oct-16	76	C Schofield	17.3	8.437	14JUN94
77	M Watts	55.9	6.815	09-May-00	77	C Bradford	13.7	6.681	18-Mar-14	77	M Watts	16.5	8.047	09-May-00
78	C Bradford	53.2	6.486	18-Mar-14	78	L Williamson	12.9	6.291	04-Oct-16	78	N Maffin	15.0	7.315	11-May-99
79	S Smith	53.0	6.462	04-Oct-16	79	I Hall	12.4	6.047	09-Mar-10	79	C Bradford	14.2	6.925	18-Mar-14
80	N Maffin	50.6	6.169	11-May-99	80	N Maffin	11.9	5.804	11-May-99	80	S Smith	13.8	6.730	04-Oct-16



Jacarepagua Best Off Chart 2 (Adults) Sheet 1 of 2

Open Wheel Fastest Laps					Enclosed Wheel Fastest Laps					Final Points			
Pos	Adult	Sec	MPH	Date	Pos	Adult	Sec	MPH	Date	Pos	Adult	PTS	Date
1	L Pateman	7.44	11.799	09-Mar-10	1	L Pateman	6.18	14.205	04-Oct-16	1	L Pateman	9.0	15JUL94
2	W Lander	7.54	11.642	17-Apr-07	2	N Sismey	6.37	13.781	04-Oct-16	2	H Vd Heuvel	5.5	15JUL94
3	L Smith	7.59	11.566	06-Mar-12	3	J Sismey	6.48	13.547	18-Mar-14	2	J Sismey	5.5	09-Mar-10
4	J Tague	7.74	11.342	6MAY97	4	S Goodlip	6.67	13.161	04-Oct-16	4	D Mcpeake	5.0	14JUN94
5	M Chadwick	7.87	11.154	09-May-00	5	S Lander	6.68	13.141	06-Sep-04	4	P Rees	5.0	23AUG94
6	N Sismey	7.88	11.140	2AUG94	5	J Lamb	6.68	13.141	04-Oct-16	4	S Minnis	5.0	2AUG94
6	J Sismey	7.88	11.140	09-Mar-10	7	W Lander	6.73	13.044	17-Apr-07	4	J Tague	5.0	6MAY97
8	A Mcpeake	7.96	11.028	09-May-00	8	J Tague	6.77	12.967	2AUG94	4	D Edwards	5.0	04-Oct-16
9	A Smith	7.98	11.001	2AUG94	9	A Mcpeake	6.78	12.948	09-Mar-10	9	A Holliday	4.5	11-May-99
9	S Goodlip	7.98	11.001	6MAY97	10	S Anand	6.82	12.872	18-Mar-14	9	R Masters	4.5	06-Mar-12
11	D Garbett	8.00	10.973	04-Oct-16	11	P Levers	6.86	12.797	09-Mar-10	9	C Roythorne	4.5	18-Mar-14
12	P Rees	8.01	10.959	11-May-99	12	M Chadwick	6.87	12.778	12-May-98	12	M Rogers	3.5	23AUG94
13	S Lander	8.07	10.878	06-Sep-04	13	C Roythorne	6.90	12.722	18-Mar-14	12	A Mcpeake	3.5	11-May-99
14	D Brentnall	8.10	10.838	15JUL94	14	J Neale	6.92	12.686	2AUG94	12	G Weston	3.5	17-Apr-07
15	K Lye	8.12	10.811	09-Mar-10	14	D Garbett	6.92	12.686	04-Oct-16	12	M Allsopp	3.5	11-Mar-08
16	R Seaman	8.13	10.798	12-May-98	16	R Crossland	6.93	12.667	18-Mar-14	12	P Levers	3.5	18-Mar-14
17	M Rogers	8.14	10.784	2AUG94	17	T Chadwick	7.04	12.469	09-Mar-10	17	D Walker	3.0	14JUN94
18	J Neale	8.24	10.653	2AUG94	18	L Smith	7.05	12.452	06-Mar-12	17	J Hitchcock	3.0	14JUN94
19	D Mcpeake	8.25	10.640	23AUG94	19	J Levers	7.06	12.434	09-Mar-10	17	R Chadwick	3.0	2AUG94
19	P Levers	8.25	10.640	23AUG94	20	P Rees	7.09	12.381	17-Apr-07	17	R Hitchcock	3.0	2AUG94
21	G Peach	8.27	10.615	11-May-99	20	K Lye	7.09	12.381	09-Mar-10	17	I Brentnall	3.0	12-May-98
22	S Pank	8.30	10.576	12-May-98	20	R Blake	7.09	12.381	06-Mar-12	17	D Oliver	3.0	11-May-99
22	T Dingley	8.30	10.576	11-May-99	20	R Masters	7.09	12.381	06-Mar-12	17	S Anand	3.0	09-Mar-10
24	S Anand	8.31	10.564	06-Mar-12	24	D Mcpeake	7.12	12.329	12-May-98	17	L Smith	3.0	09-Mar-10
25	N Lambert	8.33	10.538	07-Sep-04	25	M Allsopp	7.19	12.209	18-Mar-14	17	R Blake	3.0	09-Mar-10
26	C Roythorne	8.34	10.526	09-Mar-10	26	M Rogers	7.20	12.192	23AUG94	17	S Sumner	3.0	09-Mar-10
27	J Levers	8.35	10.513	09-Mar-10	27	D Brentnall	7.23	12.142	2AUG94	17	N Sismey	3.0	04-Oct-16
28	C Bowles	8.37	10.488	09-May-00	27	A Bullock	7.23	12.142	11-Jul-06	28	B Johnson	2.5	2AUG94
28	T Chadwick	8.37	10.488	09-Mar-10	29	J Roythorne	7.26	12.091	18-Mar-14	28	M Jubb	2.5	14JUN94
30	B Johnson	8.40	10.450	6MAY97	30	A Smith	7.28	12.058	2AUG94	28	S Pank	2.5	12-May-98
31	M Allsopp	8.42	10.426	09-Mar-10	31	G Peach	7.39	11.879	04-Oct-16	28	S Goodlip	2.5	09-May-00
32	S Minnis	8.44	10.401	2AUG94	32	S Pank	7.41	11.847	12-May-98	28	G Peach	2.5	09-May-00
33	A Holliday	8.47	10.364	11-May-99	33	I Brentnall	7.42	11.831	6MAY97	28	A Bullock	2.5	09-May-00
34	J Kelly	8.49	10.340	23AUG94	33	G Weston	7.42	11.831	17-Apr-07	28	S Lander	2.5	07-Sep-04
35	A Stamper	8.55	10.267	2AUG94	35	T Dingley	7.45	11.783	12-May-98	28	W Lander	2.5	07-Sep-04
36	T Measham	8.57	10.243	11-Mar-08	36	J Lymer	7.53	11.658	18-Mar-14	28	M Knighton	2.5	07-Sep-04
36	R Blake	8.57	10.243	06-Mar-12	37	C Bowles	7.55	11.627	09-May-00	28	S Anand	2.5	17-Apr-07
38	S Dunn	8.60	10.207	2AUG94	38	S Minnis	7.58	11.581	23AUG94	28	P Barber	2.5	09-Mar-10
39	A Hughes	8.69	10.102	11-May-08	39	I Hall	7.60	11.551	09-Mar-10	39	M Chadwick	2.0	12-May-98
39	J Lymer	8.69	10.102	18-Mar-14	39	D Passell	7.60	11.551	18-Mar-14	40	A Smith	1.5	15JUL94
41	J Roythorne	8.74	10.044	09-Mar-10	41	R Seaman	7.65	11.475	07-Sep-04	40	A Stamper	1.5	2AUG94
42	G Schule	8.77	10.010	12-May-98	42	A Holliday	7.67	11.445	11-May-99	40	C Henry	1.5	15JUL94
43	R Crossland	8.78	9.998	18-Mar-14	43	D Turnbull	7.69	11.415	04-Oct-16	40	D Brentnall	1.5	14JUN94
44	J Lamb	8.80	9.975	18-Mar-14	44	B Johnson	7.70	11.401	6MAY97	40	G Lambert	1.5	2AUG94
45	G Lambert	8.83	9.942	2AUG94	44	D Edwards	7.70	11.401	04-Oct-16	40	J Neale	1.5	2AUG94
46	D Passell	8.85	9.919	18-Mar-14	46	S Sumner	7.71	11.386	09-Mar-10	40	N Lambert	1.5	14JUN94
47	G Weston	8.88	9.886	06-Sep-04	47	T Measham	7.72	11.371	17-Apr-07	40	R Seaman	1.5	14JUN94
48	R Masters	8.90	9.863	09-Mar-10	48	S Dunn	7.75	11.327	2AUG94	40	S Dunn	1.5	2AUG94
48	A Bullock	8.90	9.863	09-Mar-10	49	J Holmes	7.82	11.226	18-Mar-14	40	K Lye	1.5	09-Mar-10
50	J Hitchcock	8.96	9.797	2AUG94	49	K Alcock	7.82	11.226	18-Mar-14	40	J Levers	1.5	09-Mar-10

Jacarepagua Best Off Chart 2 (Adults) Sheet 2 of 2

Open Wheel Fastest Laps					Enclosed Wheel Fastest Laps					Final Points			
Pos	Adult	Sec	MPH	Date	Pos	Adult	Sec	MPH	Date	Pos	Adult	PTS	Date
51	C Henry	9.00	9.754	6MAY97	51	L Williamson	7.82	11.226	04-Oct-16	51	I Hall	1.5	09-Mar-10
52	D Edwards	9.01	9.743	04-Oct-16	52	P Barber	7.86	11.168	18-Mar-14	51	T Dingley	1.5	6MAY97
53	P Foxley	9.04	9.711	2AUG94	53	P Foxley	7.87	11.154	14JUN94	51	C Bowles	1.5	09-May-00
54	M Jubb	9.05	9.700	14JUN94	54	A Fearn	7.91	11.098	17-Apr-07	51	M Watts	1.5	09-May-00
54	H Vd Heuvel	9.05	9.700	2AUG94	55	M Tansley	7.95	11.042	12-May-98	51	A Fearn	1.5	11-Mar-08
56	M Tansley	9.14	9.604	12-May-98	56	D Oliver	7.99	10.987	11-May-99	51	T Measham	1.5	11-Mar-08
57	S Anand	9.17	9.573	17-Apr-07	57	N Lambert	8.02	10.946	07-Sep-04	51	J Lymer	1.5	18-Mar-14
57	J Holmes	9.17	9.573	18-Mar-14	58	G Lambert	8.05	10.905	2AUG94	51	J Holmes	1.5	18-Mar-14
59	C Schofield	9.18	9.563	14JUN94	58	M Knighton	8.05	10.905	06-Sep-04	51	J Litherland	1.5	18-Mar-14
60	A Fearn	9.21	9.531	17-Apr-07	60	R James	8.08	10.864	09-Mar-10	51	J Lamb	1.5	04-Oct-16
61	I Hall	9.29	9.449	09-Mar-10	61	H Vd Heuvel	8.09	10.851	15JUL94	51	R Lawson	1.5	04-Oct-16
62	R Hitchcock	9.30	9.439	23AUG94	62	G Schule	8.10	10.838	12-May-98	62	R James	1.0	09-Mar-10
63	R Lawson	9.33	9.409	04-Oct-16	63	J Kelly	8.17	10.745	23AUG94	62	J Roythorne	1.0	09-Mar-10
64	I Brentnall	9.39	9.349	12-May-98	63	S Anand	8.17	10.745	17-Apr-07	62	P Foxley	1.0	14JUN94
65	M Knighton	9.41	9.329	06-Sep-04	65	R Hitchcock	8.24	10.653	2AUG94	62	A Hughes	1.0	11-May-08
66	K Alcock	9.42	9.319	18-Mar-14	66	J Litherland	8.28	10.602	18-Mar-14	62	C Bullock	1.0	11-Mar-08
67	R James	9.49	9.250	09-Mar-10	67	R Lawson	8.44	10.401	04-Oct-16	62	R Crossland	1.0	06-Mar-12
68	C Bullock	9.52	9.221	11-May-08	68	M Watts	8.50	10.328	09-May-00	62	D Passell	1.0	18-Mar-14
69	P Barber	9.55	9.192	07-Sep-04	69	A Hughes	8.51	10.315	11-May-08	62	K Alcock	1.0	18-Mar-14
69	J Litherland	9.55	9.192	18-Mar-14	70	C Henry	8.57	10.243	6MAY97	62	L Williamson	1.0	04-Oct-16
71	M Watts	9.64	9.106	09-May-00	71	R Chadwick	8.59	10.219	2AUG94	71	D Turnbull	0.5	18-Mar-14
72	D Oliver	9.70	9.050	09-May-00	71	C Bullock	8.59	10.219	11-May-08	71	T Chadwick	0.5	09-Mar-10
73	R Chadwick	9.72	9.031	15JUL94	73	D Walker	8.68	10.113	23AUG94	71	C Schofield	0.5	14JUN94
74	D Turnbull	9.73	9.022	04-Oct-16	74	J Hitchcock	8.81	9.964	14JUN94	71	J Kelly	0.5	23AUG94
75	D Walker	10.09	8.700	23AUG94	75	M Jubb	9.07	9.679	14JUN94	71	M Tansley	0.5	12-May-98
76	S Sumner	10.28	8.539	09-Mar-10	76	C Schofield	9.29	9.449	14JUN94	71	D Garbett	0.5	04-Oct-16
77	S Smith	10.62	8.266	04-Oct-16	77	A Stamper	9.33	9.409	15JUL94	77	S Smith	0.0	04-Oct-16
78	N Maffin	10.92	8.039	11-May-99	78	S Smith	10.01	8.770	04-Oct-16	77	C Bradford	0.0	18-Mar-14
79	L Williamson	11.15	7.873	04-Oct-16	79	N Maffin	10.05	8.735	11-May-99	77	G Schule	0.0	12-May-98
80	C Bradford	11.44	7.673	18-Mar-14	80	C Bradford	10.29	8.531	18-Mar-14	77	N Maffin	0.0	11-May-99



Jacarepagua Best Off Chart 1 (Juniors)

Qualifying					Open Wheel Race Laps					Enclosed Wheel Race Laps				
Pos	Junior	Laps	MPH	Date	Pos	Junior	Laps	MPH	Date	Pos	Junior	Laps	MPH	Date
1	AJ Mcpeake	77.3	9.425	2AUG94	1	M Minnis	20.6	10.046	14JUN94	1	T Chadwick	23.5	11.461	07-Sep-04
2	M Minnis	76.8	9.364	14JUN94	2	K Schofield	20.4	9.949	2AUG94	2	A Hughes	22.2	10.827	11-Jul-06
2	J Henry	76.8	9.364	09-May-00	3	J Henry	20.1	9.803	11-May-99	3	J Henry	21.8	10.632	09-May-00
4	T Pank	76.3	9.303	11-May-99	4	AJ Mcpeake	19.6	9.559	2AUG94	4	AJ Mcpeake	21.3	10.388	23AUG94
5	T Chadwick	75.6	9.217	07-May-04	5	A Turnbull	19.4	9.461	04-Oct-16	5	J Sismey	21.1	10.290	07-Sep-04
5	J Sismey	75.6	9.217	07-Sep-04	6	C Bowles	18.4	8.973	11-May-99	6	K Schofield	20.9	10.193	15JUL94
7	C Bowles	73.8	8.998	11-May-99	7	T Pank	18.3	8.925	11-May-99	7	T Pank	20.8	10.144	11-May-99
8	J Stevenson	71.0	8.656	12-May-98	8	G Haddon	18.2	8.876	12-May-98	8	C Bowles	20.7	10.095	11-May-99
9	A Hall	70.4	8.583	18-Mar-14	9	J Stevenson	18.1	8.827	12-May-98	9	J Pateman	20.5	9.998	06-Mar-12
10	K Ali	70.1	8.547	17-Apr-07	9	T Chadwick	18.1	8.827	09-May-00	10	J Stevenson	20.3	9.900	12-May-98
11	K Schofield	69.3	8.449	15JUL94	9	J Sismey	18.1	8.827	07-Sep-04	11	C Davenport	20.2	9.851	2AUG94
12	J Pateman	69.2	8.437	06-Mar-12	9	K Ali	18.1	8.827	17-Apr-07	12	G Haddon	20.0	9.754	12-May-98
13	C Brentnall	69.0	8.413	12-May-98	13	P Connally	17.1	8.339	09-May-00	13	M Minnis	19.8	9.656	15JUL94
14	A Hughes	68.7	8.376	11-Jul-06	14	C Davenport	16.9	8.242	2AUG94	13	C Brentnall	19.8	9.656	6MAY97
15	R Litherland	68.6	8.364	04-Oct-16	14	M McNulty	16.9	8.242	09-May-00	13	A Hall	19.8	9.656	18-Mar-14
16	C Davenport	68.0	8.291	2AUG94	14	L Smith	16.9	8.242	11-Mar-08	16	M McNulty	19.4	9.461	09-May-00
17	A Turnbull	67.9	8.279	04-Oct-16	14	A Hall	16.9	8.242	18-Mar-14	17	P Walker	19.3	9.412	23AUG94
18	P Connally	67.6	8.242	11-May-99	18	R Litherland	16.6	8.096	04-Oct-16	17	K Ali	19.3	9.412	17-Apr-07
18	K Ashworth	67.6	8.242	11-Mar-08	19	A Hughes	16.5	8.047	11-Jul-06	19	J Lister	19.1	9.315	06-Mar-12
20	F Holmes	67.5	8.230	04-Oct-16	20	D Barker	16.2	7.901	09-May-00	19	F Holmes	19.1	9.315	04-Oct-16
21	G Haddon	66.6	8.120	13-May-98	20	C Bullock	16.2	7.901	17-Apr-07	19	R Litherland	19.1	9.315	04-Oct-16
22	P Walker	66.2	8.071	23AUG94	20	K Ashworth	16.2	7.901	11-Mar-08	22	P Connally	18.9	9.217	11-May-99
23	K Levers	65.9	8.035	09-Mar-10	23	P Walker	16.1	7.852	14JUN94	23	A Turnbull	18.7	9.120	04-Oct-16
24	L Smith	65.6	7.998	11-Mar-08	23	J Pateman	16.1	7.852	06-Mar-12	24	D Barker	18.5	9.022	11-May-99
25	J Lister	64.8	7.901	06-Mar-12	25	C Brentnall	16.0	7.803	12-May-98	25	K Ashworth	18.2	8.876	11-Mar-08
26	C Bullock	64.2	7.827	17-Apr-07	26	J Mellor	15.7	7.657	09-Mar-10	26	K Levers	18.1	8.827	09-Mar-10
27	M Warren	63.8	7.779	11-Mar-08	26	Z Roythorne	15.7	7.657	06-Mar-12	26	C Bullock	18.1	8.827	11-Jul-06
28	D Barker	63.0	7.681	11-May-99	28	K Levers	15.6	7.608	09-Mar-10	28	S Maffin	17.5	8.535	11-May-99
29	M McNulty	62.5	7.620	09-May-00	29	F Holmes	15.5	7.559	04-Oct-16	29	B Roythorne	17.3	8.437	06-Mar-12
30	J Mellor	60.7	7.401	09-Mar-10	30	M Warren	15.4	7.510	11-Mar-08	30	M Warren	17.2	8.388	11-Mar-08
31	Z Roythorne	60.4	7.364	06-Mar-12	31	L Chadwick	14.9	7.267	07-Sep-04	30	J Elmore	17.2	8.388	04-Oct-16
32	N Gull	60.2	7.340	09-Mar-10	31	B Rees	14.9	7.267	11-Mar-08	32	S Schule	17.1	8.339	12-May-98
33	J Elmore	59.9	7.303	04-Oct-16	33	E Henry	14.7	7.169	09-May-00	33	J Bullock	17.0	8.291	11-May-99
34	B Roythorne	59.7	7.279	06-Mar-12	33	R Cook	14.7	7.169	11-Mar-08	34	L Smith	16.7	8.144	11-Mar-08
35	M Bradley	57.9	7.059	18-Mar-14	35	B Roythorne	14.6	7.120	06-Mar-12	34	G Reyes-England	16.7	8.144	04-Oct-16
36	J Bullock	57.5	7.011	11-May-99	36	J Elmore	14.5	7.071	04-Oct-16	36	N Gull	16.5	8.047	09-Mar-10
37	P Martin	56.5	6.889	18-Mar-14	37	N Gull	14.2	6.925	09-Mar-10	36	R Maffin	16.5	8.047	11-May-99
38	S Schule	56.3	6.864	15-May-98	37	J Lister	14.2	6.925	06-Mar-12	36	Z Roythorne	16.5	8.047	06-Mar-12
38	D Paul	56.3	6.864	04-Oct-16	37	P Martin	14.2	6.925	18-Mar-14	36	M Bradley	16.5	8.047	18-Mar-14
40	S Maffin	55.8	6.803	11-May-99	37	L Stott-Safiroopoulos	14.2	6.925	18-Mar-14	40	P Martin	16.4	7.998	18-Mar-14
41	N Zimmerman	53.9	6.572	17-Apr-07	41	J Bullock	14.1	6.876	11-May-99	41	A Pank	16.2	7.901	12-May-98
42	B Rees	53.7	6.547	11-Mar-08	41	M Bradley	14.1	6.876	18-Mar-14	42	J Mellor	16.1	7.852	09-Mar-10
43	R Maffin	53.6	6.535	11-May-99	41	B Brooks	14.1	6.876	18-Mar-14	43	D Paul	15.9	7.754	04-Oct-16
43	E Henry	53.6	6.535	09-May-00	44	S Maffin	13.9	6.779	11-May-99	44	N Zimmerman	14.9	7.267	17-Apr-07
45	B Brooks	52.9	6.450	18-Mar-14	45	D Paul	13.7	6.681	04-Oct-16	45	E Stott-Safiroopoulos	14.6	7.120	18-Mar-14
45	G Reyes-England	52.9	6.450	04-Oct-16	46	S Schule	13.6	6.633	12-May-98	46	I Bradley	14.4	7.023	18-Mar-14
47	E Stott-Safiroopoulos	52.8	6.438	18-Mar-14	46	M Watts	13.6	6.633	11-May-99	47	B Rees	14.2	6.925	11-Mar-08
48	R Cook	52.2	6.364	11-Mar-08	48	Mat McNulty	13.5	6.584	09-May-00	48	B Brooks	14.1	6.876	18-Mar-14
49	L Chadwick	51.8	6.316	07-Sep-04	49	E Stott-Safiroopoulos	13.4	6.535	18-Mar-14	49	L Chadwick	14.0	6.828	07-Sep-04
50	L Stott-Safiroopoulos	50.4	6.145	18-Mar-14	50	K Cook	13.2	6.438	11-Mar-08	50	L Brooks	13.9	6.779	18-Mar-14
51	J Dobbins	49.4	6.023	17-Apr-07	51	N Bradford	12.9	6.291	18-Mar-14	51	J Dobbins	13.8	6.730	17-Apr-07
51	A Pank	49.4	6.023	17-May-98	51	J Dobbins	12.9	6.291	17-Apr-07	51	H Smith	13.8	6.730	04-Oct-16
53	Mat McNulty	48.5	5.913	09-May-00	51	R Maffin	12.9	6.291	11-May-99	53	E Henry	13.6	6.633	09-May-00
54	K Cook	48.3	5.889	11-Mar-08	54	N Zimmerman	12.8	6.242	17-Apr-07	54	L Bell	13.4	6.535	09-May-00
55	M Watts	47.9	5.840	11-May-99	55	G Reyes-England	12.6	6.145	04-Oct-16	55	L Stott-Safiroopoulos	13.1	6.389	18-Mar-14
56	R Hughes	45.4	5.535	11-Mar-08	55	L Bell	12.6	6.145	09-May-00	56	R Cook	12.9	6.291	11-Mar-08
57	I Bradley	45.2	5.511	18-Mar-14	57	A Pank	12.1	5.901	12-May-98	57	R Hughes	12.5	6.096	11-Mar-08
58	A Bradford	45.0	5.487	18-Mar-14	58	H Smith	11.8	5.755	04-Oct-16	57	Mat McNulty	12.5	6.096	09-May-00
59	H Smith	43.7	5.328	04-Oct-16	59	A Bradford	11.7	5.706	18-Mar-14	59	K Cook	12.3	5.999	11-Mar-08
60	L Brooks	43.3	5.279	18-Mar-14	60	R Hughes	11.3	5.511	11-Mar-08	60	M Watts	12.2	5.950	11-May-99
61	L Bell	42.0	5.121	09-May-00	61	I Bradley	10.6	5.170	18-Mar-14	61	A Bradford	11.5	5.608	18-Mar-14
62	N Bradford	41.8	5.096	18-Mar-14	62	J Martinez	9.4	4.584	04-Oct-16	62	N Bradford	9.9	4.828	18-Mar-14
63	J Martinez	28.0	3.414	04-Oct-16	62	L Brooks	9.4	4.584	18-Mar-14	63	J Martinez	8.1	3.950	04-Oct-16

Jacarepagua Best Off Chart 2 (Juniors)

Open Wheel Fastest Laps					Enclosed Wheel Fastest Laps					Final Points			
Pos	Junior	Sec	MPH	Date	Pos	Junior	Sec	MPH	Date	Pos	Junior	PTS	Date
1	AJ Mcpeake	8.14	10.784	2AUG94	1	T Chadwick	6.90	12.722	07-Sep-04	1	J Stevenson	4.0	6MAY97
2	J Henry	8.29	10.589	09-May-00	2	C Brentnall	7.30	12.025	6MAY97	2	M Minnis	3.5	15JUL94
3	M Minnis	8.36	10.500	2AUG94	3	J Pateman	7.31	12.009	06-Mar-12	2	D Barker	3.5	09-May-00
4	K Schofield	8.39	10.463	2AUG94	4	J Sismey	7.36	11.927	07-Sep-04	2	F Holmes	3.5	18-Mar-14
5	T Pank	8.49	10.340	11-May-99	5	R Litherland	7.53	11.658	04-Oct-16	2	L Brooks	3.5	18-Mar-14
6	C Bowles	8.63	10.172	12-May-98	6	T Pank	7.55	11.627	11-May-99	6	B Rees	3.0	11-May-08
7	T Chadwick	8.67	10.125	09-May-00	7	A Hughes	7.56	11.612	11-Jul-06	6	I Bradley	3.0	18-Mar-14
8	J Sismey	8.69	10.102	07-Sep-04	8	A Hall	7.60	11.551	18-Mar-14	6	Z Roythorne	3.0	04-Oct-16
9	K Ali	8.77	10.010	17-Apr-07	9	D Barker	7.64	11.490	11-May-99	9	K Schofield	2.5	2AUG94
10	D Barker	8.83	9.942	11-May-99	10	M Minnis	7.71	11.386	23AUG94	9	G Haddon	2.5	12-May-98
11	A Hughes	8.89	9.874	11-Jul-06	11	J Henry	7.72	11.371	09-May-00	9	P Connally	2.5	11-May-99
12	P Connally	8.92	9.841	11-May-99	12	AJ Mcpeake	7.78	11.283	23AUG94	9	M Watts	2.5	11-May-99
13	G Haddon	8.98	9.776	12-May-98	13	J Lister	7.82	11.226	06-Mar-12	9	M McNulty	2.5	09-May-00
14	A Turnbull	9.03	9.721	04-Oct-16	14	C Bowles	7.85	11.183	11-May-99	9	G Reyes-England	2.5	04-Oct-16
15	J Stevenson	9.08	9.668	12-May-98	15	K Levers	7.92	11.084	09-Mar-10	15	J Henry	2.0	14JUN94
16	K Levers	9.12	9.625	09-Mar-10	16	J Stevenson	7.99	10.987	12-May-98	15	AJ Mcpeake	2.0	14JUN94
17	M McNulty	9.13	9.615	09-May-00	17	K Schofield	8.07	10.878	15JUL94	15	T Chadwick	2.0	07-Sep-04
18	R Litherland	9.17	9.573	04-Oct-16	18	B Roythorne	8.08	10.864	06-Mar-12	15	K Levers	2.0	09-Mar-10
19	C Davenport	9.26	9.480	2AUG94	19	J Elmore	8.11	10.824	04-Oct-16	15	A Hughes	2.0	11-Jul-06
19	B Roythorne	9.26	9.480	06-Mar-12	20	P Walker	8.19	10.718	14JUN94	15	K Ali	2.0	17-Apr-07
21	P Martin	9.28	9.459	18-Mar-14	21	F Holmes	8.24	10.653	18-Mar-14	15	L Smith	2.0	11-May-08
22	J Elmore	9.36	9.379	04-Oct-16	22	P Connally	8.25	10.640	09-May-00	15	J Pateman	2.0	06-Mar-12
23	A Hall	9.51	9.231	18-Mar-14	23	G Haddon	8.28	10.602	12-May-98	15	A Hall	2.0	18-Mar-14
24	C Brentnall	9.55	9.192	12-May-98	24	K Ali	8.33	10.538	17-Apr-07	15	A Turnbull	2.0	04-Oct-16
25	Z Roythorne	9.59	9.154	04-Oct-16	25	S Schule	8.35	10.513	12-May-98	25	J Mellor	1.5	09-Mar-10
26	P Walker	9.64	9.106	15JUL94	26	M McNulty	8.40	10.450	09-May-00	25	C Brentnall	1.5	14JUN94
27	C Bullock	9.68	9.069	11-Jul-06	27	A Turnbull	8.51	10.315	04-Oct-16	25	C Davenport	1.5	2AUG94
28	E Henry	9.69	9.059	09-May-00	28	P Martin	8.58	10.231	18-Mar-14	25	P Walker	1.5	14JUN94
29	J Pateman	9.75	9.003	06-Mar-12	29	C Bullock	8.62	10.184	11-Jul-06	25	C Bowles	1.5	12-May-98
30	J Bullock	9.83	8.930	09-May-00	30	C Davenport	8.63	10.172	15JUL94	25	A Pank	1.5	12-May-98
31	D Paul	9.91	8.858	04-Oct-16	31	Z Roythorne	8.70	10.090	06-Mar-12	25	T Pank	1.5	11-May-99
32	J Mellor	9.93	8.840	09-Mar-10	32	K Ashworth	8.72	10.067	11-May-08	25	Mat McNulty	1.5	09-May-00
33	N Gull	9.96	8.814	09-Mar-10	33	N Zimmerman	8.77	10.010	17-Apr-07	25	J Sismey	1.5	07-Sep-04
34	M Bradley	9.98	8.796	18-Mar-14	34	L Smith	8.86	9.908	11-May-08	25	C Bullock	1.5	11-Jul-06
35	L Smith	10.03	8.752	11-May-08	35	M Bradley	8.88	9.886	18-Mar-14	25	K Ashworth	1.5	11-May-08
36	K Ashworth	10.08	8.709	11-May-08	36	J Mellor	8.97	9.786	09-Mar-10	25	R Cook	1.5	11-May-08
37	S Maffin	10.10	8.691	11-May-99	37	J Bullock	9.04	9.711	11-May-99	25	J Lister	1.5	06-Mar-12
37	F Holmes	10.10	8.691	18-Mar-14	38	E Henry	9.05	9.700	09-May-00	25	A Bradford	1.5	18-Mar-14
39	M Watts	10.15	8.649	11-May-99	39	A Pank	9.09	9.657	12-May-98	25	R Litherland	1.5	04-Oct-16
40	L Chadwick	10.37	8.465	07-Sep-04	40	D Paul	9.18	9.563	04-Oct-16	25	H Smith	1.5	04-Oct-16
41	M Warren	10.42	8.425	11-May-08	41	E Stott-Safiropoulos	9.20	9.542	18-Mar-14	25	J Elmore	1.5	04-Oct-16
42	B Brooks	10.51	8.352	18-Mar-14	42	N Gull	9.38	9.359	09-Mar-10	42	P Martin	1.0	18-Mar-14
43	J Lister	10.59	8.289	06-Mar-12	43	S Maffin	9.53	9.211	11-May-99	42	L Stott-Safiropoulos	1.0	18-Mar-14
44	K Cook	10.65	8.243	11-May-08	44	M Warren	9.70	9.050	11-May-08	42	N Bradford	1.0	18-Mar-14
45	L Stott-Safiropoulos	10.66	8.235	18-Mar-14	45	I Bradley	9.71	9.041	18-Mar-14	42	N Gull	1.0	09-Mar-10
46	L Bell	10.85	8.091	09-May-00	46	R Maffin	9.73	9.022	11-May-99	42	J Bullock	1.0	11-May-99
46	Mat McNulty	10.85	8.091	09-May-00	47	B Brooks	9.75	9.003	18-Mar-14	42	E Henry	1.0	09-May-00
48	B Rees	10.89	8.061	11-May-08	48	L Bell	9.85	8.912	09-May-00	42	L Bell	1.0	09-May-00
49	J Dobbins	10.95	8.017	17-Apr-07	49	B Rees	9.86	8.903	11-May-08	42	K Cook	1.0	11-May-08
49	S Schule	10.95	8.017	12-May-98	49	G Reyes-England	9.86	8.903	04-Oct-16	42	N Zimmerman	1.0	17-Apr-07
51	N Zimmerman	11.08	7.923	17-Apr-07	51	R Cook	9.88	8.885	11-May-08	42	L Chadwick	1.0	07-Sep-04
52	R Cook	11.17	7.859	11-May-08	51	L Chadwick	9.88	8.885	07-Sep-04	42	J Martinez	1.0	04-Oct-16
53	N Bradford	11.23	7.817	18-Mar-14	53	J Dobbins	10.35	8.482	17-Apr-07	42	D Paul	1.0	04-Oct-16
54	E Stott-Safiropoulos	11.30	7.769	18-Mar-14	54	L Stott-Safiropoulos	10.40	8.441	18-Mar-14	54	M Bradley	0.5	18-Mar-14
55	I Bradley	11.51	7.627	18-Mar-14	55	H Smith	10.50	8.360	04-Oct-16	54	B Brooks	0.5	18-Mar-14
56	H Smith	11.69	7.509	04-Oct-16	56	R Hughes	10.59	8.289	11-May-08	54	E Stott-Safiropoulos	0.5	18-Mar-14
57	A Pank	11.83	7.420	12-May-98	57	Mat McNulty	10.64	8.250	09-May-00	54	M Warren	0.5	11-May-08
58	L Brooks	12.04	7.291	18-Mar-14	58	K Cook	10.78	8.143	11-May-08	54	R Hughes	0.5	11-May-08
59	G Reyes-England	12.25	7.166	04-Oct-16	59	M Watts	10.81	8.121	11-May-99	54	J Dobbins	0.5	17-Apr-07
60	R Hughes	12.57	6.984	11-May-08	60	L Brooks	10.88	8.068	18-Mar-14	54	B Roythorne	0.5	06-Mar-12
61	A Bradford	12.60	6.967	18-Mar-14	61	N Bradford	13.69	6.412	18-Mar-14	61	S Maffin	0.0	11-May-99
62	R Maffin	13.54	6.483	11-May-99	62	J Martinez	14.40	6.096	04-Oct-16	61	R Maffin	0.0	11-May-99
63	J Martinez	14.69	5.976	04-Oct-16	63	A Bradford	14.54	6.037	18-Mar-14	61	S Schule	0.0	12-May-98

Visit dhorc.co.uk or Find us on **facebook**

Derby HO Racing Club 
www.dhorc.co.uk

dhorc
Home of HO Le Mans




Club Night


R&R


Rules & Regulations 2024




Derby HO Racing Club 
www.dhorc.co.uk

dhorc
Home of HO Le Mans



Derby HO Racing Club 
www.dhorc.co.uk

dhorc
Home of HO Le Mans



<https://www.dhorc.co.uk/images/ruleimages/RR24.pdf>



LEXAN BODY CATALOGUE

Legends

SWB = 38mm (1.5")
between axle centres

LWB = 41mm (1.6")
between axle centres



AC Cobra
Convertible
LWB



Acura NSX
GT3 2017
LWB
30mm Clip



Alfa Romeo 155
Touring Car
LWB
29mm Clip



Alfa Romeo
BTCC
LWB
30mm Clip



Alfa Romeo
TZ3 Corsa
SWB
29mm Clip



Aston Martin
Vantage GT3
LWB



Audi
R8LMS GT3
LWB



Audi S3
BTCC
LWB
27mm Clip



Austin
Mini Cooper
SWB
28mm Clip



Bentley
Continental GT3
LWB
30mm Clip








BMW
320i Turbo Grp5
SWB
27mm Clip



BMW 1 Series
BTCC
LWB
29mm Clip








































BMW
M1
SWB
30mm Clip
















			
BMW M3 GT2 LWB 27mm Clip	BMW Z4 GT3 LWB	BMW Z8 Convertible LWB 30mm Clip	Bugatti EB110 SWB 32mm Clip
			
Bugatti Veyron LWB 31mm Clip			
			
Chevrolet Nastruck LWB 30mm Clip	Chevron B19 SWB or LWB 29mm Clip	Corvette C5r GT SWB 30mm Clip	Corvette C7r GT 2017 LWB 31mm Clip
			
Corvette C8r GT3 LWB	Corvette Daytona Prototype SWB 30mm Clip	Corvette 1969 Stingray SWB 30mm Clip	
			
Datsun 240Z SWB 27mm Clip	Datsun Fairlady 2000 LWB 26mm Clip	Dodge Challenger LWB 31mm Clip	

			
Ferrari 250 gt Berlinetta Lusso SWB 30mm Clip	Ferrari 250 GTO LWB 29mm Clip	Ferrari 308 GTb LWB 28mm Clip	Ferrari 365 GTb Daytona SWB 28mm Clip
			
Ferrari 488 Gte LWB 29mm Clip	Ferrari 512 LM SWB or LWB 29mm Clip	Ferrari 575 GTc LWB 30mm Clip	Ferrari 612 Can-Am SWB 32mm Clip
			
Ferrari F40 SWB 32mm Clip	Ferrari Testarossa SWB 32mm Clip	Ford Capri SWB 30mm Clip	Ford Escort SWB 29mm Clip
			
Ford Custom Van LWB 30mm Clip	Ford Focus RS BTCC LWB 29mm Clip	Ford 2006 GT LWB 29mm Clip	Ford 2016 GT LWB Body Pins Only
			
Ford GT40 SWB 29mm Clip	Ford 2005 Mustang LWB 27mm Clip		

			
Honda Civic BTCC LWB 28mm Clip	Honda Integra LWB 28mm Clip	Honda S2000 SWB 26mm Clip	
			
Jaguar D Type LWB 30mm Clip	Jaguar XJ 220 LWB 32mm Clip	Jaguar XJR 5 (Grp 44) SWB 32mm Clip	Jaguar XJR 9 (Grp C) SWB or LWB 33mm Clip
			
Jaguar XKR GT3 LWB 30mm Clip			Koenigsegg CCX LWB 30mm Clip
			
Lamborghini Contach SWB 29mm Clip	Lamborghini Huracan GT3 LWB 32mm Clip	Lamborghini Miura Concept LWB 30mm Clip	Lamborghini Miura Jota SWB 28mm Clip
			
Lancia LC2 SWB 31mm Clip	Lotus Elise LWB 27mm Clip	Lotus Espirit LWB	Lotus Europa LWB 31mm Clip

			
Matchbox Hi-Tailer LWB 33mm Clip	Mazda 787b (Grp C) LWB 30mm Clip	Mazda RX7 SWB 27mm Clip	McLaren F1 GTr LWB
			
McLaren MP4 12C GT3 LWB 28mm Clip	Mercedes Gullwing 300SL SWB	Mercedes 300SLR LWB	Mercedes CLK GTB LWB 30mm Clip
			
Mercedes DTM Car LWB 30mm Clip	MG 6GT BTCC LWB 28mm Clip	Mini Mini Cooper LWB 27mm Clip	Morris Minor LWB 27mm Clip
			
Mustang 1967 GT 500 SWB 30mm Clip	Mustang Mach 1 SWB 30mm Clip		
			
Nascar SWB 32mm Clip	Nissan 300ZX SWB 31mm Clip	Nissan March 86G Gtp SWB or LWB 30mm Clip	Nissan R390 GT LWB 32mm Clip

			
Nissan 1989 R89C LWB 32mm Clip	Nissan 1977 Skyline GT-R LWB 27mm Clip	Nissan R32 Skyline SWB 30mm Clip	Nissan Grp C SWB 32mm Clip
			
Pagani Huayra LWB 29mm Clip	Pagini Zonda C12 LWB 30mm Clip	Panoz 1999 LMP-1 LWB 32mm Clip	Peugeot 905 Grp C SWB or LWB 31mm Clip
			
Pontiac 1977 Firebird LWB 30mm Clip	Porsche 908 SWB 29mm Clip	Porsche 910 LWB 32mm Clip	Porsche 911 GT3 SWB 27mm Clip
			
Porsche 911 Turbo RSR GT3 LWB 28mm Clip	Porsche 917 SWB or LWB 31mm Clip	Porsche 934 Turbo RSR SWB 26mm Clip	Porsche 935 Turbo SWB 28mm Clip
			
Porsche 956 Grp C SWB 31mm Clip	Porsche 959 SWB 29mm Clip	Porsche 962 Grp C LWB 32mm Clip	

			
Renault Clio Cup Car LWB 30mm Clip	Renault Clio V6 LWB 29mm Clip	Renault Megane Trophy LWB 30mm Clip	Renault RS01 GT LWB 28mm Clip
			
Saleen S7 LWB	Sauber Mercedes C11 Grp C SWB or LWB 32mm Clip	Shadow MK 11a LWB 31mm Clip	Shelby Cobra Daytona Coupe SWB 31mm Clip
			
Subaru Levorg BTCC LWB 28mm Clip			
			
Toyota 88C-V Grp C SWB or LWB 32mm Clip	Toyota GT-One LWB	Triumph TR7 LWB 28mm Clip	TVR Sagaris LWB
			
Wiesmann GT MF5 SWB or LWB			Zakspeed Grp 5 Capri SWB or LWB 30mm Clip

Where is DHORC?

Derby HO Racing Club 

www.dhorc.co.uk

dhorc



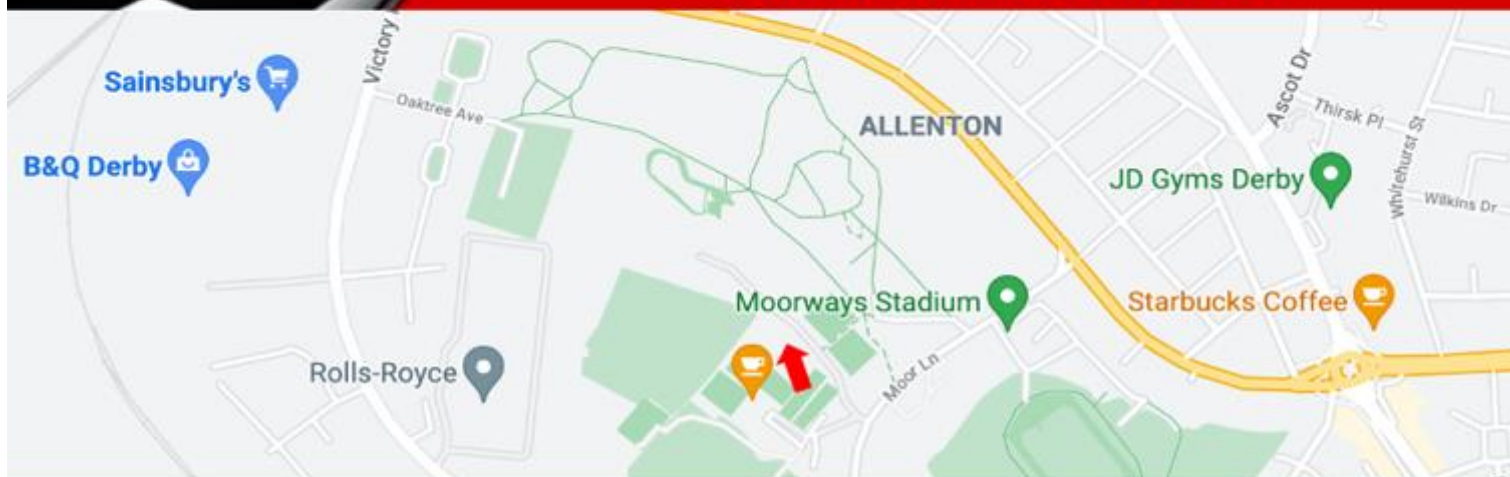
Home of HO Le Mans

TOMY AFX
TYCO

Derby H:O Racing Club
A Record Breaking Club



www.dhorc.co.uk



DHORC's Club Room

DERBY LEISURE
& EVENTS VENUE



Derby Leisure Ltd Table Tennis Room

Derby Leisure Ltd,
Moor Lane, Allenton
Derby, DE24 9HY

Derby HO Racing Club 

www.dhorc.co.uk

dhorc

Home of HO Le Mans

Carrera
DIGITAL

Nick Sismey

sismey80@hotmail.co.uk

07984 339192