

Visit dhorc.co.uk or Find us on **facebook**

Derby HO Racing Club 
www.dhorc.co.uk

dhorc

Home of HO Le Mans

TOMY AFX
TYCO

Club Night

693

Round 09

Misano – GC

30Apr24

**GREAT
NORTHERN
CLASSICS**



ADULTS

- 01** A SMITH
- 02** S GOODLIP
- 03** P REES

JUNIORS

- 01** JJ HUGHES-DOWD
- 02** J WOODHOUSE
- 03** JT HUGHES-DOWD

This Week: The Return of Misano - Great Northern Classics - Don GTs



About:



History and Key Facts

HO Club founded on 7 July 1992

- DHORC: Derby HO Racing Club ("HO" Is The Scale = 1/64th)
- Section of Derby Leisure Limited, open to all!
- Home of world famous international Le Mans 24 Hour race.
- Smaller scale version of Scalextric, once set up works all night!
- Four and Eight lane circuits
- Computerised timing
- Statistics for every meeting and every member since July 1992
- Over 20 race meetings each year
- 50+ circuit designs, up to 567 feet in length
- Eight-lane routed DHORCingham oval
- Two car categories – Tyco open wheel (F1)
 - Tomy SGP, BSRT, VSR enclosed wheel (GC)



Carrera Digital Club 1st race 18 January 2022

- 1/32nd Carrera Digital GT Cars
- 15 Evenings a year, minimum 3x15-minute races per driver per evening.
- 13 circuits, including 2 Sprint circuits
- Full computerised timing and stats through SmartRace App



The Club Nights and Magazine Coverage

HO

- Racing starts between 18:45 and 19:00 hours – Finished by 21:30 hours
- Minimum of four 3-minute qualifying races & up to two Finals (F1 & GC) for each member
- Championship points for all members
- Magazine produced for every meeting covering every member & track statistic

Carrera Digital

- Racing starts between 18:00 and 18:15 hours – Finished by 21:30 hours
- Magazine produced after each evening
- Championship points for all members
- Rules & regulations booklet covering all the DHORC rules produced each year
- Great family atmosphere, a help-all culture

Membership Fees, Car Costs and Prizes

- Adult £40 and junior (under 16) £20 for HO & Carrera, £50/£25 combined
- Only £50 Total expenditure for two cars HO Cars, £65 one Carrera
- All cars and spares can be bought at club
- Adult, Masters (over 56), Junior (16 & under) HO Championships
- Adult & 70+ Carrera Championships





Editorial 693



Back where we started! It was great to be back at Misano again for the first time since 07Oct14, which was our very first Club Night in our new home, the Table Tennis Room. Prior to that the majority of our Club Nights between 1992 and 2014 were held in the Refreshment Room below.



Congratulations to **Angus Smith** for winning the Adults, **Phil Rees** the Masters and **JJ Hughes-Dowd** the Juniors.



Exciting news. As you can see on Page 11 we are hoping to work closely with Great Northern Classics on future Corporate events. Being just two miles from our club room will certainly help.



GREAT NORTHERN CLASSICS

Nick Sismey

Front Cover: Our Misano circuit

Derby HO Racing Club		Committee...2024		Derby HO Racing Club	
Chairman / Treasurer	Nick Sismey	M 07984 339 192		sismey80@hotmail.co.uk	
Vice Chairman	Phil Rees	M 07912 378 652		dhorcman.p.r@ntlworld.com	
Secretary	Laura Edwards	M 07501 217 254		laurabubbles07@hotmail.co.uk	
HO Spares	Geoff Peach	M 07443 585 902		geoff@geoffpeach.com	
HO Race Control	Dan Turnbull	M 07751 302 255		danielturnbull@btinternet.com	
HO Carrara Digital Race Control	Lewis Blacker	M 07713 059 906		lewisjayblacker@outlook.com	
Carrara Digital Race Control	Dean Garbett	M 07964 854 084		garbettd@sky.com	
HO Carrara Digital Scrutineer	Angus Smith	M 07591 813 431		angus@angussmith500.plus.com	
HO Carrara Digital Scrutineer	Simon Goodlip	M 07803 551708		simon.goodlip@sky.com	
Carrara Digital	Steve White	M 07859 999 480		wslotcarsteve@gmail.com	

DL&EV SLOT CAR MAGAZINE IS PUBLISHED AND COPYRIGHT 2024 BY DHORC, AND NO PORTION MAY BE REPRODUCED OR TRANSMITTED WITHOUT WRITTEN PERMISSION, AND MAY CONTAIN ARTICLES AND GRAPHICS REPRINTED WITH THE PERMISSION OF THE ORIGINAL COPYRIGHT HOLDER, WHO RETAINS ALL RIGHTS,

Contents693

Page	Details
003	Editorial
004	Contents
005	News & Views Including..... 1. Acknowledgements 2. How the Table Tennis Room has changed! 3. British GTs - Donington Park - Sat/Sun 25/26May24 4. Great Northern Classics
006	2024 Calendar
008	2024 Winners & Continuous Club Night Attendance Records
010	DHORC Official Clothing
012	Slot Cars & Spares
013	Razorlite Lexans HO
014	Race Report – Misano GC – 30 April 2024 - Round 09 of 33 Including..... Page 23 - Race Results Page 29 - Best Results Page 35 - Championship Tables
045	Members' Statistics
058	Next Circuit - Trois Rivières – 14 May 2024 - Rounds 10 & 11 of 33
060	Rules and Regulations
061	Razorlite Lexans HO Catalogue



SLOT CARSDIRECT
UK's HO 1/64th Slot Car Specialist
We specialize in Tomy AFX, Viper Scale Racing
and Bulldog Racing Products.



Viper Scale Racing

News & Views.....693

1. Acknowledgements for DHORC 693

Phil Rees	Parc Ferme & everything else	Geoff Peach	Marshalling & Spares
John Lamb	Tables	Timmy Stevenson	Marshalling
Angus Smith	Setting Up, Marshalling & PA	Andrew Woodhouse	Marshalling
Stuart Gray	Marshalling & PA	Jenson Woodhouse	Marshalling
Lewis Blacker	Race Control, Marshalling & PA	Ellis Woodhouse	Marshalling
Dan Turnbull	Race Control, Marshalling & PA	Alan Stevenson	Marshalling
Simon Goodlip	Parc Ferme, Marshalling & PA	Barry Johnson	Marshalling
JT Hughes-Dowd	Marshalling & Packing Away	JJ Hughes-Dowd	Marshalling & PA
Lee Pateman	Marshalling & Packing Away	Denis Latham	Marshalling & PA
Chris Bowles	Marshalling & Packing Away		

2. How the Table Tennis Room has changed!

The Misano circuit on Tuesday was the first track we ever raced on in the Table Tennis Room on 07Oct14 when the room was still dark green. Thankfully it had a new lick of white paint soon after that. We have raced 217 HO and 96 Carrera Digital Club Nights between the two Misano evenings. We really lucked in when RRL asked us to move to our new room. As well as the room being transformed, DHORC has also been transformed with what we have been able to do since.



Day	Date	Location	Rounds	Track	
Tuesday	09-Jan	Table Tennis Room	1 (F1) 2 (GC)	Autodromo de Brasillia (New)	
Tuesday	30-Jan	Table Tennis Room	3 (F1)	Jacarepagua	
Tuesday	20-Feb	Table Tennis Room	4 (GC)	Fiorano (New)	
Tuesday	12-Mar	Table Tennis Room	5 (F1)	Jarama	
Tuesday	09-Apr	Table Tennis Room	6 (F1) 7 (GC)	Pukekohe Park (New)	
Tuesday	30-Apr	Table Tennis Room	8 (F1) 9 (GC)	Misano	
Sat/Sun	4/5 May	Donington Park	Corporate	Donington Historic Festival	
Tuesday	14-May	Table Tennis Room	10 (F1) 11 (GC)	Trois-Rivieres (New)	
Sat/Sun	25/26 May	Donington Park	Corporate	British GT	
Tuesday	04-Jun	Table Tennis Room	12 (F1) 13 (GC)	Watkins Glen	
Tuesday	25-Jun	Table Tennis Room	14 (F1) 15 (GC)	Autodromo de Brasillia	
Tuesday	16-Jul	Table Tennis Room	16 (F1) 17 (GC)	Jacarepagua	
Tuesday	23-Jul	Table Tennis Room	18 (F1) 19 (GC)	DHORCingham Oval	
Tuesday	06-Aug	Table Tennis Room	22 (F1) 23 (GC)	Fiorano	
Sat/Sun	10/11 Aug	Donington Park	Corporate	Convoy in the Park	
Sunday	18-Aug	Donington Park	Corporate	Tunerfest	
Saturday	31-Aug	Osmaston/Kedleston Rm	Corporate	DL&EV 100th Anniversary	
Sat/Sun	07/08 Sep	Donington Park	Corporate	British GT	
Tuesday	10-Sep	Table Tennis Room	24 (F1) 25 (GC)	Jarama	
Tuesday	01-Oct	Table Tennis Room	26 (F1) 27 (GC)	Pukekohe Park	
Tuesday	22-Oct	Table Tennis Room	28 (F1) 29 (GC)	Misano	
Tuesday	12-Nov	Table Tennis Room	30 (F1) 31 (GC)	Trois-Rivieres	
Tuesday	19-Nov	Table Tennis Room		AGM	
Tuesday	26-Nov	Table Tennis Room	32 (F1) 33 (GC)	Watkins Glen	

Day	Date	Location	Rounds	Track	
Tuesday	02-Jan	Table Tennis Room	Test Night	Interlagos	
Tuesday	16-Jan	Table Tennis Room	1 2 3	Interlagos (New)	
Friday	19-Jan	Table Tennis Room	4 5	Monza (New)	
Saturday	20-Jan	Table Tennis Room	6 7 8 9	Monza	
Tuesday	13-Feb	Table Tennis Room	10 11 12	Interlagos	
Tuesday	27-Feb	Table Tennis Room	Test Night	Shanghai	
Tuesday	19-Mar	Table Tennis Room	13 14 15	Shanghai (New)	
Tuesday	16-Apr	Table Tennis Room	16 17 18/19	Shanghai <small>Sprint Races</small>	
Tuesday	07-May	Table Tennis Room	Test Night	Rockingham	
Tuesday	28-May	Table Tennis Room	20 21 22	Rockingham (New)	
Friday	07-Jun	Table Tennis Room	23 24	Le Mans	
Saturday	08-Jun	Table Tennis Room	25 26 27 28	Le Mans	
Tuesday	18-Jun	Table Tennis Room	29 30 31	Rockingham	
Tuesday	02-Jul	Table Tennis Room	Test Night	Road America	
Tuesday	09-Jul	Table Tennis Room	32 33 34	Road America (New)	
Tuesday	30-Jul	Table Tennis Room	35 36 37	Road America	
Tuesday	20-Aug	Table Tennis Room	Test Night	Old Interlagos	
Tuesday	17-Sep	Table Tennis Room	38 39 40/41	Sakhir <small>Sprint Races</small>	
Tuesday	15-Oct	Table Tennis Room	42 43 44	Fuji	
Friday	25-Oct	Table Tennis Room	45 46	Old Interlagos (New)	
Saturday	26-Oct	Table Tennis Room	47 48 49 50	Old Interlagos	
Tuesday	05-Nov	Table Tennis Room	51 52 53	Road Atlanta	
Tuesday	19-Nov	Table Tennis Room		AGM	
Saturday	23-Nov	Table Tennis Room	DISCA/DHORC	Fuji 6 Hours - Oxygen/Carrera WEC	
Tuesday	03-Dec	Table Tennis Room	54 55 56	Brands Hatch	



Phil Rees and my first visit to the Table Tennis Room before our move.



Well we certainly had to move – no more Refreshment Room!

Winners 2024

F1 Qualifies on Yellow & Red, F1 on Green & Blue Lanes up to Round 13

Day	Date	Rnd	Track	Final	Adults	Masters	Juniors	Early Parents
Tue	09-Jan	1	Brasilia	F1	S Goodlip	S Goodlip	JJ Hughes-Dowd	A Woodhouse
Tue	09-Jan	2	Brasilia	GC	A Smith	S Goodlip/P Rees	JJ Hughes-Dowd	A Stevenson
Tue	30-Jan	3	Jacarepagua	F1	S Goodlip	S Goodlip (3)	JJ Hughes-Dowd	A Woodhouse
Tue	20-Feb	4	Fiorano	GC	A Smith	A Smith	JJ Hughes-Dowd	R Lawson
Tue	12-Mar	5	Jarama	F1	JJ Hughes-Dowd	S Gray	JJ Hughes-Dowd	A Stevenson (2)
Tue	09-Apr	6	Pukekohe	F1	A Smith	A Smith	JJ Hughes-Dowd	A Woodhouse
Tue	09-Apr	7	Pukekohe	GC	A Smith	A Smith (3)	JT Hughes-Dowd	A Woodhouse
Tue	23-Apr	8	Misano	F1	S Goodlip (3)	N Sismey	JJ Hughes-Dowd	A Woodhouse
Tue	23-Apr	9	Misano	GC	A Smith (5)	P Rees (2)	JJ Hughes-Dowd (8)	A Woodhouse (8)
Tue	14-May	10	Trois-Rivieres	F1				
Tue	14-May	11	Trois-Rivieres	GC				
Tue	04-Jun	12	Watkins Glen	F1				
Tue	04-Jun	13	Watkins Glen	GC				
Tue	25-Jun	14	Brasilia	F1				
Tue	25-Jun	15	Brasilia	GC				
Tue	16-Jul	16	Jacarepagua	F1				
Tue	16-Jul	17	Jacarepagua	GC				
Tue	23-Jul	18	DHORCingham	F1				
Tue	23-Jul	19	DHORCingham	GC				
Tue	23-Jul	20	DHORCingham	F1				
Tue	23-Jul	21	DHORCingham	GC				
Tue	06-Aug	22	Fiorano	F1				
Tue	06-Aug	23	Fiorano	GC				
Tue	10-Sep	24	Jarama	F1				
Tue	10-Sep	25	Jarama	GC				
Tue	01-Oct	26	Pukekohe	F1				
Tue	01-Oct	27	Pukekohe	GC				
Tue	22-Oct	28	Misano	F1				
Tue	22-Oct	29	Misano	GC				
Tue	12-Nov	30	Trois-Rivieres	F1				
Tue	12-Nov	31	Trois-Rivieres	GC				
Tue	26-Nov	32	Watkins Glen	F1				
Tue	26-Nov	33	Watkins Glen	GC				

Race Winners



Adults



Angus Smith
Adults

Masters



Phil Rees
Masters

Juniors



JJ Hughes-Dowd
Juniors

Early Parents



Andrew Woodhouse
Early Parents

Continuous Club Night Attendance Records

Members below have built up ten or more continuous Club Night attendances, including DHORC 693:-

Nick Sismey	242 Club Nights	Lewis Blacker	65	JJ Hughes-Dowd	43
Andrew Woodhouse	27	Jenson Woodhouse	27	Stuart Gray	16
Angus Smith	16				

Record Continuous Club Night Attendance Nick Sismey 242

Record Continuous Evening Attendance Nick Sismey 209

Record Continuous Club Night Attendance from 1st Race Martin Allsopp 131

3. British GTs - Donington Park - Sat/Sun 25/26 May 24

Three weeks after the Donington Historic Festival we are back at Donington Park for the first of two British GT meetings. If anyone would like to support this event please let us know.



BRITISH GT & GB4 CHAMPIONSHIPS

Sat 25 - Sun 26 May

Donington Park (GP)

Derby HO Racing Club f www.dhorc.co.uk
dhorc
Home of HO Le Mans TOMY APK TYCO
07984 33932 dsmey80@hotmail.co.uk

Official Clothing

Derby HO Racing Club f www.dhorc.co.uk
dhorc
Home of HO Le Mans CATERA DIGITAL
07984 33932 dsmey80@hotmail.co.uk



Derby HO Racing Club f www.dhorc.co.uk
dhorc
Home of HO Le Mans TOMY APK TYCO

Polo Shirts

Derby HO Racing Club f www.dhorc.co.uk
dhorc
Home of HO Le Mans CATERA DIGITAL

Polo Shirts



Derby HO Racing Club f www.dhorc.co.uk
dhorc
Home of HO Le Mans TOMY APK TYCO

Hoodies

Derby HO Racing Club f www.dhorc.co.uk
dhorc
Home of HO Le Mans TOMY APK TYCO

Caps

Contact
Nick Sismey

4. Great Northern Classics



GREAT NORTHERN CLASSICS

Great Northern Classics are based in former Rolls-Royce (RR) buildings off Osmaston Road, which were formerly home to the RR Light Alloy Factory and latterly the RR Heritage Trust.

They visited us at our Gazebo track at the Donington Historic Festival over the weekend and are keen for us to run a track at their open days. We will call in to see them this week and look at how we can support them.

Something that will help is that former DHORC Member **Andrew Thompson** looks like he will also be joining them in the future.

Watch this space.



Nick Sismey



Slot Cars & Spares



Open Wheel (F1)

Body	£10.00
Chassis	£10.00
Whole Car	£15.00



Pickup Shoes (Pair)	£1.00	Bulkhead	£5.00
Pickup Springs	£0.25	Armature	£4.00
Pinion Gear	£1.00	Crown Gear	£2.00
Front Tyres (Pair)	£1.50	Rear Tyres (Pair)	£2.00
Front Axle	£2.00	Rear Axle	£3.00
Brush Springs (Pair)	£1.00	Guide Pins	£1.00
Brushes (Pair)	£1.00	Traction Magnets (Pair)	£2.00
Motor Magnets (Pair)	£2.45	Brush Tubes (Pair)	£2.00

Enclosed Wheel (GC)



#902 G3 or VSR Chassis	£30.00
Painted Lexan Body	£10.00

#250B G3 Pickup Shoes (Pair)	£1.00	#925 G3 Endbell	£6.00
Pickup Springs	£0.25	Armature	£4.00
#417 7T Delrin Pinion Gear	£1.00	24T Delrin Crown Gear	£2.00
SGP Black Pinion	£0.30	Spacer washer	£0.25
#950 G3 Front Tyres (Pair)	£1.50	22T VSR Crown Gear	£2.00
Front Axle, Wheels and Tyres	£4.00	Rear Tyres (Pair)	£2.00
Rear Axle and Washer	£5.50	#941 Guide Pins	£1.00
Rear Double Flanged Hubs (Pair)	£3.50	Front Wheels (Pair)	£2.00
		VSR Pro Blank Chassis	£8.50
		Front Axle, Hubs & 'O' Rings	£3.00



Updated 11Apr24



Visit our
Facebook Page
or the back of
this magazine



Clear plastic bodies to suit a variety of HO
chassis. Many not found elsewhere



Race Report



Round 09
Misano – GC
30 April 2024

Rounds 8 & 9

Misano (Italy)

Rounds 28 & 29

Previous Results

				1st	2nd	3rd
Adults						
DHRC 161	15-May	2001	135'8"	M Chadwick	S Goodlip	L Pateman
DHRC 183	07-May	2002	135'8"	J Tague	N Sismey	M Chadwick
DHRC 205	06-May	2003	135'8"	L Pateman	A McPeake	S Goodlip
DHRC 227	04-May	2004	135'8"	L Pateman	M Chadwick	A McPeake
DHRC 270	18-Apr	2006	135'8"	W Lander	M Chadwick	N Sismey
DHRC 287	23-Jan	2007	135'8"	W Lander	J Sismey	L Pateman
DHRC 325	07-Oct	2008	135'8"	N Sismey	L Pateman	J Sismey
DHRC 373	05-Oct	2010	135'8"	M Chadwick	J Levers	N Sismey
DHRC 425	02-Oct	2012	135'8"	J Sismey	L Pateman	N Sismey
DHRC 477	07-Oct	2014	135'8"	P Rees	S Goodlip	N Sismey
DHRC 692 F1	30-Apr	2024	135'8"	S Goodlip	L Pateman	A Smith
DHRC 693 GC	30-Apr	2024	135'8"	A Smith	S Goodlip	P Rees
Juniors						
DHRC 161	15-May	2001	135'8"	T Chadwick	C Bullock	
DHRC 183	07-May	2002	135'8"	T Chadwick	J Sismey	R Rees
DHRC 205	06-May	2003	135'8"	J Sismey	T Green	R Rees
DHRC 227	04-May	2004	135'8"	J Sismey	T Chadwick	T Measham
DHRC 270	18-Apr	2006	135'8"	K Ali	T Measham	A Hughes
DHRC 287	23-Jan	2007	135'8"	A Hughes	C Bullock	K Ali
DHRC 325	07-Oct	2008	135'8"	L Smith	R Cook	K Cook
DHRC 373	05-Oct	2010	135'8"	K Levers	J Mellor	N Gull
DHRC 425	02-Oct	2012	135'8"	J Mellor	J Pateman	J Lister
DHRC 477	07-Oct	2014	135'8"	A Hall	B Brooks	A Turnbull
DHRC 692 F1	30-Apr	2024	135'8"	JJ Hughes-Dowd	J Woodhouse	JT Hughes-Dowd
DHRC 693 GC	30-Apr	2024	135'8"	JJ Hughes-Dowd	J Woodhouse	JT Hughes-Dowd

Circuit Records

Lap Length 135' 8"

Qualifying

F1/GC	W Lander	23Jan07
	83.8 Laps	
F1	L Pateman	30Apr24
	34.3 Laps	
GC	A Smith	30Apr24
	48.9 Laps	

Fastest Laps

F1	A Smith	30Apr24
	8.11 Secs	
GC	A Smith	30Apr24
	6.44 Secs	

Race Laps

F1	W Lander	07Oct08
	19.8 Laps	
GC	A Smith	30Apr24
	25.2 Laps	

Final Points

7.0 Points	A Holliday	07Oct14
------------	------------	---------



DHRC 692 & 693



Championship leader Angus Smith moves to the top of the Ranking charts with his 5th win of the year. Lee Pateman took the F1 Pole and lies 7th in the Championship.

GC Finals ADULT REPORT GC Finals

Angus tops Ranking chart with 5th win of '24.

'A' Final – Angus Smith broke two well established Misano track records as well as setting a new GC Pole record on the way to his 58th (5 of the year) career victory. He now leads the Championship by a staggering 127 points, up from 89 points as second placed Reuben Litherland was unavailable.

Prior to Tuesday night's 12th running of the Misano circuit, three time DHORC Champion John Tague held the most race laps (MRL) record with 23.9 laps, set way back on 07May02. Fellow three time Champion Jamie Sismey equalled this on 02Oct12. Angus smashed this 22 year old record with 25.2 laps on Tuesday to take his 72nd (6) MRL. In addition to this Lee Pateman's 6.69 second lap, recorded on 02Oct12, was reduced to 6.44 seconds giving Angus his 66th (6) fastest lap. Finally, as it was the first time we had both F1 and GC Finals, Angus set a new GC Pole record of 48.9 laps, again his 66th (6). All this took him to the top of the Ranking chart with a score of 2.713.

Angus matched his 23.7 laps on Green lane in Qualifying to take the win, with Simon Goodlip moving up from third on the grid to take second, 2.5 laps back. Phil Rees' reward of winning the 'B' Final was third overall, another 2.5 laps back, which was a great result considering his best lap was over two seconds slower than our top two! This also took him to the top of the Masters.

Lee's Misano evening started so well with Pole in F1 but finished with him withdrawing from the GC 'A' Final after 4.0 laps when his car destroyed itself going into Turn 1 for the fifth time. He will be back. He better be, as his next Club Night will be his 600th!

2nd	1st	3rd
Simon Goodlip	Angus Smith	Phil Rees



Daniel Turnbull was back, after missing the Pukekohe Club Nights, and managed Race Control most of the evening.

'B' Final – **Nick Sismey** again took Phil on in the 'B' Final after a fantastic F1 'B' Final. This time Phil took the upper hand, as they matched each other on fastest laps, taking the win by 0.3 laps before moving onto the podium in the 'A'.

Unfortunately these two were the only ones in contention for the Final win as 'C' Final winner **Chris Bowles** lost a pick-up shoe after 3.5 laps and **Lewis Blacker** gave up the fight with his car after 6.1 laps and a number of offs.

'C' Final – **Dan Turnbull** and Chris both missed the last two Club Nights at Pukekohe and were both fighting for 'C' Final supremacy. Chris had qualified with the same score as Lewis, but the latter's best race lap score had moved him into the 'B'. For Chris to get there he needed to win the 'C' and did so by 1.6 laps with Dan moving up one place from 9th on the grid to finish 8th.

Another 1.5 laps down the road was **Geoff Peach** who swapped grid positions with Dan, beating **Denis Latham**, who took his second 'D' Final win of the evening, taking 9th place.

'D' Final – **JT Hughes-Dowd** also made it duplicate Final wins by repeating his feat in the F1 'E'. He went two better than in F1 by finishing 11th compared to 13th and second in the 'D', giving him the most Final points of the Round, 3.5. While he was 1.4 laps behind Denis he beat **Barry Johnson** this time, by 0.3 laps and more importantly to him, younger brother **JJ Hughes-Dowd** by 1.7 laps. This moved him up from last (16th) on the grid to finish in 11th.

Despite only taking 0.5 Final points here, JJ's total of 3.0 points during the Misano evening extended his lead in the DHORC Challenge over Lewis by 1.0 point.

'E' Final – **Stuart Gray** was again quicker than JT in the 'E' but again the latter took the win, extending the margin of victory to 1.4 laps.

'Early Parents' F' Final – Four consecutive wins for **Andrew Woodhouse** takes him to six wins for the year, beating **Alan Stevenson** to the flag by 4.3 laps. However that doesn't tell the whole story. Mixing this Final with the Junior 'B' (to save time) meant Alan always had the worst lane, which does prove how important Qualifying is.

MASTERS REPORT

Phil takes Championship lead with 2nd win.

Phil goes to the top of the Championship after victory over Angus in 2nd followed by Nick, Simon and Stuart in 3rd with Barry and Geoff in 6th.





Denis Latham celebrated winning the 'D' Final in both F1 and GC at Misano. His first Final wins of the year.

JUNIOR REPORT

JJ's 2nd double of the year

'A' Final – JJ Hughes-Dowd made it two from two again in 2024 after taking both wins at Brasilia at the start of the year. He went one better at Misano though as he took a perfect 50 points haul in both Club Nights. Jenson Woodhouse isn't letting him get too confident however as he was only 1.7 laps behind JJ in Qualifying and 0.3 laps behind him in the 'A'. The top three mirrored the F1 podium with JT Hughes-Dowd in third again, 2.2 laps further back although he had qualified direct into the top Final this time. Timmy Stevenson took his first Final win of the year by taking the 'B', before repeating his F1 finish at Misano with 4th.

The accolades for JJ continue. His 17th (7 of the year) Pole was again a track record while his 18th (8) win extends his lead in both the main Championship and DHORC Challenge. It was his ninth fastest lap in a row, taking him to a career total of 15 (9) while he also took his 16th (8) most race laps. Will Jenson and JT soon start to take him on?

Derby HO Racing Club f
www.dhorc.co.uk
dhorc
Home of HO Le Mans
TYCO
BSRT


Round 09 - JUNIORS
Misano GC - Italy
30 April 2024

TOMY	TYCO	BSRT	dhorc	TYCO	dhorc
TYCO	BSRT	dhorc	TOMY	BSRT	dhorc
dhorc	dhorc	TYCO	dhorc	TYCO	TYCO
BSRT	TYCO	TOMY	dhorc	dhorc	BSRT
dhorc	TOMY	TYCO	dhorc	dhorc	dhorc
TOMY	TYCO	dhorc	dhorc	dhorc	dhorc
TYCO	BSRT	dhorc	dhorc	dhorc	TOMY
dhorc	dhorc	dhorc	dhorc	dhorc	TYCO
BSRT	TYCO	dhorc	dhorc	dhorc	dhorc
dhorc	TOMY	dhorc	dhorc	dhorc	BSRT

2nd	1st	3rd
Jenson Woodhouse	JJ Hughes-Dowd	JT Hughes-Dowd

'B' Final – Ellis Woodhouse kept on smiling as he repeated his F1 placing with fifth.

Tommy Tyco



Lewis Blacker helped out with both Race Control and Parc Ferme.

Race Results



Who Came Where?

Who Scored What?



Barry Johnson took 12th in both Adult Club Nights at Misano, Jenson Woodhouse two seconds in the Juniors.



DERBY HO RACING CLUB CHAMPIONSHIP RACE 692															
Misano - 30 April 2024 - Round 09 - GC Finals															
MASTER POINTS TABLE (NM = NON MEMBER)															
QUALIFYING				FINAL POSITIONS				FASTEST LAPS				POINTS TOTAL			
POS	ADULT	LAPS	PTS	POS	ADULT	PTS	TIME	MPH	POS	ADULT	LAPS	PTS	POS	ADULT	PTS
1	A Smith (M)	48.9	45	1	A Smith (M)	45	6.44	14.363	1	A Smith (M)	25.2	50	1	A Smith (M)	3.5
2	L Pateman	46.1	38	2	S Goodlip (M)	38	6.45	14.341	2	L Pateman	23.3	38	2	S Goodlip (M)	3.0
3	S Goodlip (M)	43.4	34	3	P Rees (M)	34	6.51	14.209	3	C Bowles	23.1	34	3	P Rees (M)	2.5
4	N Sismey (M)	42.4	31	4	L Pateman	31	7.25	12.759	4	S Goodlip (M)	22.7	31	4	L Pateman	2.5
5	P Rees (M)	39.2	29	4	P Rees (M)	29	7.25	12.759	5	P Rees (M)	22.3	29	5	A Smith (M)	2.0
6	L Blacker	38.5	28	6	C Bowles	28	7.45	12.416	6	N Sismey (M)	22.0	28	6	L Blacker	1.5
8	C Bowles	38.5	27	7	D Turnbull	27	7.57	12.219	7	D Turnbull	21.5	27	7	C Bowles	1.5
9	G Peach	37.5	26	8	L Blacker	26	7.73	11.966	8	L Blacker	20.3	26	8	D Turnbull	1.5
10	A Woodhouse	34.8	24	10	JJ Hughes-Dowd	24	7.74	11.951	9	G Peach	20.0	25	9	G Peach	1.5
11	D Latham	34.2	23	11	D Latham	23	7.84	11.798	10	D Latham	19.8	24	10	L Blacker	1.0
12	B Johnson (M)	33.8	22	12	A Woodhouse	22	8.13	11.378	11	A Woodhouse	18.8	23	11	JT Hughes-Dowd	1.0
13	JJ Hughes-Dowd	33.3	21	13	B Johnson (M)	21	8.23	11.239	12	JT Hughes-Dowd	18.4	22	12	B Johnson (M)	1.0
14	A Stevenson	31.3	20	14	JT Hughes-Dowd	20	8.58	10.781	13	B Johnson (M)	18.1	21	13	JJ Hughes-Dowd	0.5
15	S Gray (M)	30.3	19	15	A Stevenson	19	9.21	10.043	14	A Stevenson	17.6	20	14	S Gray (M)	0.5
16	JT Hughes-Dowd	30.0	18	15	A Stevenson	18	9.23	10.022	15	JJ Hughes-Dowd	17.0	19	15	A Woodhouse	0.0
				16	S Gray (M)	18	9.23	10.022	16	S Gray (M)	16.7	18	16	A Stevenson	0.0
QUALIFYING				FINAL POSITIONS				FASTEST LAPS				POINTS TOTAL			
POS	JUNIOR	LAPS	PTS	POS	JUNIOR	PTS	TIME	MPH	POS	JUNIOR	LAPS	PTS	POS	JUNIOR	PTS
1	JJ Hughes-Dowd	33.3	45	1	JJ Hughes-Dowd	45	8.06	11.476	1	JJ Hughes-Dowd	17.3	50	1	JJ Hughes-Dowd	2.5
2	J Woodhouse	31.6	38	2	J Woodhouse	38	8.97	10.312	2	J Woodhouse	17.0	38	2	J Woodhouse	2.0
3	JT Hughes-Dowd	30.0	34	3	JT Hughes-Dowd	34	9.47	9.768	3	JT Hughes-Dowd	16.1	34	3	JT Hughes-Dowd	1.5
4	T Stevenson	28.4	31	4	T Stevenson	31	9.92	9.325	4	T Stevenson	14.7	31	4	T Stevenson	1.5
5	E Woodhouse	26.7	29	5	E Woodhouse	29	10.49	8.818	5	E Woodhouse	14.0	29	5	E Woodhouse	1.0

Final Points





Alan Stevenson speeds into Turn 1 with his green GC Lexan Viper Aston Martin.

CL		NAME		GREEN		BLUE		FINAL 1		FINAL 2		FINAL 3		BEST		TOTAL			
				LAPS	TIME	LAPS	TIME	LAPS	TIME	LAPS	TIME	LAPS	TIME	LAPS	TIME	LAPS	TIME	LAPS	TIME
A	A	A	Smith (M)	23.7	6.48	25.2	6.44	48.9	A1	2.0	23.7	6.58			25.2	6.44	72.6		
A	L	Pateman		23.3	6.85	22.8	6.79	46.1	A4	0.5	4.0	6.51			23.3	6.51	50.1		
A	S	Goodlip (M)		22.7	6.52	20.7	6.72	43.4	A2	1.5	21.2	6.45			22.7	6.45	64.6		
A	N	Sismey (M)		21.1	7.96	21.3	7.96	42.4	B2	1.5	22.0	7.25			22.0	7.25	64.4		
A	P	Rees (M)		19.2	8.55	20.0	8.29	39.2	A3	3.0	22.3	7.25	18.7	8.75	22.3	7.25	80.2		
A	L	Blacker		18.2	7.79	20.3	7.88	38.5	B3	1.0	6.1	7.73			20.3	7.73	44.6		
A	C	Bowles		18.5	7.65	20.0	7.74	38.5	B4	2.5	23.1	7.45	3.5	7.74	23.1	7.45	65.1		
A	G	Peach		17.8	7.74	19.7	8.24	37.5	C3	1.0	20.0	7.80			20.0	7.74	57.5		
A	D	Turnbull		18.0	8.46	19.1	8.49	37.1	C2	1.5	21.5	7.57			21.5	7.57	58.6		
A	A	Woodhouse		17.0	8.90	17.8	8.23	34.8	F1		18.8	8.63			18.8	8.23	53.6		
A	D	Latham		16.7	9.24	17.5	8.90	34.2	C4	2.5	19.8	8.39	17.0	8.13	19.8	8.13	71.0		
A	B	Johnson (M)		16.8	8.58	17.0	8.92	33.8	D3	1.0	18.1	8.81			18.1	8.58	51.9		
A	JJ	Hughes-Dowd		16.3	8.48	17.0	8.06	33.3	D4	0.5	16.7	7.84			17.0	7.84	16.7		
A	A	Stevenson		13.7	10.61	17.6	9.23	31.3	F2		14.5	9.92			17.6	9.23	45.8		
A	S	Gray (M)		14.8	10.20	15.5	9.99	30.3	E2	1.5	16.7	9.23			16.7	9.23	47.0		
A	JT	Hughes-Dowd		13.9	10.09	16.1	9.77	30.0	D2	3.5	18.1	9.35	18.4	9.21	18.4	9.21	36.5		
J	JJ	Hughes-Dowd		16.3	8.48	17.0	8.06	33.3	A1	2.0	17.3	8.39			17.3	8.06	50.6		
J	J	Woodhouse		15.3	9.57	16.3	9.33	31.6	A2	1.5	17.0	8.97			17.0	8.97	48.6		
J	JT	Hughes-Dowd		13.9	10.09	16.1	9.77	30.0	A3	1.0	14.8	9.47			16.1	9.47	44.8		
J	T	Stevenson		13.7	11.57	14.7	11.07	28.4	A4	2.5	14.2	9.92	12.7	12.42	14.7	9.92	55.3		
J	E	Woodhouse		14.0	10.49	12.7	10.67	26.7	B2	1.5	8.8	12.42			14.0	10.49	35.5		
												TOTAL FEET		151,267.6		TOTAL LAPS		1,115.0	



Geoff Peach proudly wearing his Dan Gurney's All American Racers cap.

Everyone's
Best Results
At This Circuit



What are my Best Scores?
Who Have I Beaten?



Adult 'Early Parents F' Final and Junior 'B' Final combined.

Alan took 16th in the Adults and winner Andrew Woodhouse 15th.

Ellis Woodhouse took 5th in the Junior while Timmy Stevenson won through to the 'A'.



Misano Adult Best Off Chart 5 - GC A

Qualifying					Fastest Laps					Race Laps				
Pos	Adult	Laps	MPH	Date	Pos	Adult	Time	MPH	Date	Pos	Adult	Laps	MPH	Date
1	A Smith (M)	48.9	12.565	30-Apr-24	1	A Smith	6.44	14.363	30-Apr-24	1	A Smith	25.2	12.950	30-Apr-24
2	L Pateman	46.1	11.845	30-Apr-24	2	S Goodlip	6.45	14.341	30-Apr-24	2	J Tague	23.9	12.282	07-May-02
3	S Goodlip (M)	43.4	11.151	30-Apr-24	3	L Pateman	6.51	14.209	30-Apr-24	2	J Sismey	23.9	12.282	02-Oct-12
4	N Sismey (M)	42.4	10.894	30-Apr-24	4	W Lander	6.91	13.386	23-Jan-07	4	L Pateman	23.7	12.179	02-Oct-12
5	P Rees (M)	39.2	10.072	30-Apr-24	5	J Tague	6.92	13.367	07-May-02	5	W Lander	23.4	12.025	23-Jan-07
6	L Blacker	38.5	9.892	30-Apr-24	5	T Chadwick	6.92	13.367	05-Oct-10	6	N Sismey	23.2	11.922	07-May-02
6	C Bowles	38.5	9.892	30-Apr-24	7	M Chadwick	7.06	13.102	04-May-04	7	C Bowles	23.1	11.871	30-Apr-24
8	G Peach	37.5	9.635	30-Apr-24	8	N Sismey	7.12	12.992	02-Oct-12	8	A McPeake	22.9	11.768	04-May-04
9	D Turnbull	37.1	9.533	30-Apr-24	8	J Sismey	7.12	12.992	02-Oct-12	9	S Anand	22.8	11.717	02-Oct-12
10	A Woodhouse	34.8	8.942	30-Apr-24	10	P Rees	7.25	12.759	30-Apr-24	10	S Goodlip	22.7	11.665	30-Apr-24
11	D Latham	34.2	8.787	30-Apr-24	11	A McPeake	7.33	12.619	04-May-04	11	M Chadwick	22.4	11.511	15-May-01
12	B Johnson (M)	33.8	8.685	30-Apr-24	12	S Anand	7.37	12.551	02-Oct-12	12	P Rees	22.3	11.460	30-Apr-24
13	JJ Hughes-Dowd	33.3	8.556	30-Apr-24	13	S Lander	7.38	12.534	04-May-04	13	T Chadwick	21.7	11.151	05-Oct-10
14	A Stevenson	31.3	8.042	30-Apr-24	14	C Bowles	7.45	12.416	30-Apr-24	14	G Peach	21.6	11.100	07-May-02
15	S Gray (M)	30.3	7.785	30-Apr-24	15	D McPeake	7.52	12.300	07-May-02	15	J Neale	21.5	11.049	15-May-01
16	JT Hughes-Dowd	30.0	7.708	30-Apr-24	15	R Seaman	7.52	12.300	06-May-03	15	D Turnbull	21.5	11.049	30-Apr-24
17	A Bullock	N/A	N/A	N/A	17	D Turnbull	7.57	12.219	30-Apr-24	17	D McPeake	21.4	10.997	07-May-02
17	A Dobbins	N/A	N/A	N/A	18	T Measham	7.59	12.187	07-Oct-08	18	S Lander	21.2	10.894	04-May-04
17	A Fearn	N/A	N/A	N/A	19	A Bullock	7.65	12.091	18-Apr-06	18	A Bullock	21.2	10.894	02-Oct-12
17	A Holliday	N/A	N/A	N/A	20	L Smith	7.70	12.013	05-Oct-10	20	R Seaman	21.0	10.792	07-May-02
17	A McPeake	N/A	N/A	N/A	21	J Neale	7.73	11.966	15-May-01	20	J Levers	21.0	10.792	05-Oct-10
17	C Bradford	N/A	N/A	N/A	21	N Lambert	7.73	11.966	06-May-03	22	T Measham	20.9	10.740	07-Oct-08
17	C Bullock	N/A	N/A	N/A	21	L Blacker	7.73	11.966	30-Apr-24	23	M Allsopp	20.5	10.535	07-Oct-14
17	C Carrington	N/A	N/A	N/A	24	G Peach	7.74	11.951	30-Apr-24	24	L Smith	20.4	10.483	05-Oct-10
17	C Henry	N/A	N/A	N/A	25	P Barber	7.77	11.905	04-May-04	25	L Blacker	20.3	10.432	30-Apr-24
17	C Roythorne	N/A	N/A	N/A	26	JJ Hughes-Dowd	7.84	11.798	30-Apr-24	26	C Slater	20.1	10.329	07-Oct-08
17	C Slater	N/A	N/A	N/A	27	K Lye	7.88	11.739	05-Oct-10	26	R Blake	20.1	10.329	05-Oct-10
17	C Stannard	N/A	N/A	N/A	28	J Levers	7.96	11.621	05-Oct-10	28	R Crossland	20.0	10.278	07-Oct-14
17	Ch Holland	N/A	N/A	N/A	29	J Roythorne	8.04	11.505	07-Oct-14	29	G Weston	19.8	10.175	23-Jan-07
17	D Buckley	N/A	N/A	N/A	30	G Weston	8.06	11.476	04-May-04	29	D Latham	19.8	10.175	30-Apr-24
17	D Edwards	N/A	N/A	N/A	31	C Slater	8.10	11.420	07-Oct-08	31	P Levers	19.7	10.124	05-Oct-10
17	D Green	N/A	N/A	N/A	32	D Latham	8.13	11.378	30-Apr-24	31	D Passell	19.7	10.124	07-Oct-14
17	D Leverton	N/A	N/A	N/A	33	P Levers	8.17	11.322	05-Oct-10	33	N Lambert	19.6	10.072	06-May-03
17	D McPeake	N/A	N/A	N/A	34	M Allsopp	8.19	11.294	05-Oct-10	33	P Barber	19.6	10.072	04-May-04
17	D Passell	N/A	N/A	N/A	35	R Blake	8.20	11.280	05-Oct-10	35	K Lye	19.3	9.918	05-Oct-10
17	Da Buckley	N/A	N/A	N/A	36	J Mellor	8.22	11.253	07-Oct-14	35	J Roythorne	19.3	9.918	07-Oct-14
17	G Weston	N/A	N/A	N/A	36	R Crossland	8.22	11.253	07-Oct-14	37	R Masters	19.1	9.815	02-Oct-12
17	J Chell	N/A	N/A	N/A	38	A Woodhouse	8.23	11.239	30-Apr-24	38	J Henry	18.8	9.661	07-May-02
17	J Fletcher	N/A	N/A	N/A	39	R Masters	8.33	11.104	05-Oct-10	38	J Mellor	18.8	9.661	07-Oct-14
17	J Henry	N/A	N/A	N/A	40	A Fearn	8.40	11.012	23-Jan-07	38	A Woodhouse	18.8	9.661	30-Apr-24
17	J Holmes	N/A	N/A	N/A	40	M Knighton	8.40	11.012	04-May-04	41	M Blood	18.7	9.610	02-Oct-12
17	J Lamb	N/A	N/A	N/A	42	D Edwards	8.43	10.973	02-Oct-12	42	M Holland	18.6	9.558	02-Oct-12
17	J Levers	N/A	N/A	N/A	42	D Passell	8.43	10.973	07-Oct-14	43	D Edwards	18.5	9.507	02-Oct-12
17	J Mellor	N/A	N/A	N/A	44	M Blood	8.47	10.921	02-Oct-12	44	JT Hughes-Dowd	18.4	9.456	30-Apr-24
17	J Neale	N/A	N/A	N/A	45	J Lamb	8.49	10.895	07-Oct-14	45	J Holmes	18.3	9.404	07-Oct-14
17	J Roythorne	N/A	N/A	N/A	46	J Holmes	8.52	10.857	07-Oct-14	46	J Lamb	18.2	9.353	07-Oct-14
17	J Sismey	N/A	N/A	N/A	47	B Johnson	8.58	10.781	30-Apr-24	47	B Johnson	18.1	9.301	30-Apr-24
17	J Tague	N/A	N/A	N/A	48	J Henry	8.66	10.681	07-May-02	48	M Knighton	17.9	9.199	04-May-04
17	K Lye	N/A	N/A	N/A	49	J Fletcher	8.86	10.440	02-Oct-12	49	D Green	17.8	9.147	07-May-02
17	L Copley	N/A	N/A	N/A	50	D Green	8.92	10.370	06-May-03	49	R Hill	17.8	9.147	05-Oct-10

Misano Adult Best Off Chart 6 - GC B

Qualifying					Fastest Laps					Race Laps				
Pos	Adult	Laps	MPH	Date	Pos	Adult	Time	MPH	Date	Pos	Adult	Laps	MPH	Date
17	L Smith	N/A	N/A	N/A	50	M Holland	8.92	10.370	05-Oct-10	51	A Fearn	17.7	9.096	23-Jan-07
17	M Allsopp	N/A	N/A	N/A	52	D Buckley	8.96	10.324	05-Oct-10	52	A Stevenson	17.6	9.044	30-Apr-24
17	M Blood	N/A	N/A	N/A	53	R Hill	8.99	10.289	05-Oct-10	53	D Leverton	17.4	8.942	07-Oct-14
17	M Chadwick	N/A	N/A	N/A	54	Da Buckley	9.03	10.244	02-Oct-12	54	JJ Hughes-Dowd	17.0	8.736	30-Apr-24
17	M Holland	N/A	N/A	N/A	55	C Bullock	9.14	10.120	07-Oct-08	55	J Fletcher	16.8	8.633	02-Oct-12
17	M Knighton	N/A	N/A	N/A	56	JT Hughes-Dowd	9.21	10.043	30-Apr-24	56	J Chell	16.7	8.582	07-Oct-08
17	N Lambert	N/A	N/A	N/A	57	S Gray	9.23	10.022	30-Apr-24	56	D Buckley	16.7	8.582	05-Oct-10
17	P Barber	N/A	N/A	N/A	57	A Stevenson	9.23	10.022	30-Apr-24	56	S Gray	16.7	8.582	30-Apr-24
17	P Levers	N/A	N/A	N/A	59	C Henry	9.42	9.819	07-May-02	59	C Bullock	16.2	8.325	07-Oct-08
17	R Blake	N/A	N/A	N/A	60	D Leverton	9.54	9.696	07-Oct-14	59	C Bradford	16.2	8.325	07-Oct-14
17	R Crossland	N/A	N/A	N/A	61	Ch Holland	9.56	9.676	05-Oct-10	61	C Henry	15.9	8.171	07-May-02
17	R Hill	N/A	N/A	N/A	62	J Chell	9.68	9.556	07-Oct-08	62	Da Buckley	15.8	8.119	02-Oct-12
17	R Masters	N/A	N/A	N/A	63	C Bradford	9.79	9.448	07-Oct-14	63	C Carrington	15.5	7.965	04-May-04
17	R Seaman	N/A	N/A	N/A	64	C Roythorne	9.94	9.306	05-Oct-10	63	A Holliday	15.5	7.965	15-May-01
17	R Spencer	N/A	N/A	N/A	65	A Holliday	9.96	9.287	07-Oct-14	65	A Dobbins	14.9	7.657	23-Jan-07
17	S Anand	N/A	N/A	N/A	66	L Copley	10.04	9.213	23-Jan-07	66	L Copley	14.8	7.606	23-Jan-07
17	S Lander	N/A	N/A	N/A	67	C Carrington	10.13	9.131	04-May-04	67	C Roythorne	14.7	7.554	05-Oct-10
17	T Chadwick	N/A	N/A	N/A	68	A Dobbins	10.26	9.016	23-Jan-07	68	C Stannard	14.6	7.503	07-Oct-14
17	T Measham	N/A	N/A	N/A	69	C Stannard	10.72	8.629	07-Oct-14	69	Ch Holland	14.3	7.349	05-Oct-10
17	W Lander	N/A	N/A	N/A	70	R Spencer	10.83	8.541	04-May-04	70	R Spencer	13.5	6.937	04-May-04



Junior GC 'A' Final mirrored the F1 'A' Final with Timmy (4th), JT Hughes-Dowd (3rd), Jenson (2nd) and winner JJ Hughes-Dowd.



Misano Junior Best Off Chart 3 - GC

Qualifying					Fastest Laps					Race Laps				
Pos	Junior	Laps	MPH	Date	Pos	Junior	Time	MPH	Date	Pos	Junior	Laps	MPH	Date
1	JJ Hughes-Dowd	33.3	8.556	30-Apr-24	1	J Sismey	7.42	12.466	04-May-04	1	J Sismey	22.0	11.306	04-May-04
2	J Woodhouse	31.6	8.119	30-Apr-24	2	T Chadwick	7.48	12.366	04-May-04	2	T Chadwick	21.4	10.997	07-May-02
3	JT Hughes-Dowd	30.0	7.708	30-Apr-24	3	JJ Hughes-Dowd	8.06	11.476	30-Apr-24	3	T Green	19.4	9.969	07-May-02
4	T Stevenson	28.4	7.297	30-Apr-24	4	A Hughes	8.09	11.434	18-Apr-06	4	J Mellor	19.2	9.867	05-Oct-10
5	E Woodhouse	26.7	6.860	30-Apr-24	5	L Smith	8.16	11.336	07-Oct-08	5	A Hughes	19.0	9.764	23-Jan-07
6	A Bradford	N/A	N/A	N/A	6	T Green	8.28	11.171	07-May-02	6	J Pateman	18.9	9.712	02-Oct-12
6	A Hall	N/A	N/A	N/A	7	T Measham	8.37	11.051	04-May-04	7	T Measham	18.7	9.610	04-May-04
6	A Hall	N/A	N/A	N/A	8	R Rees	8.62	10.731	06-May-03	8	A Hall	18.4	9.456	07-Oct-14
6	A Hughes	N/A	N/A	N/A	8	J Mellor	8.62	10.731	02-Oct-12	9	N Gull	17.9	9.199	05-Oct-10
6	A Oxspring	N/A	N/A	N/A	10	M Seo	8.76	10.559	04-May-04	10	R Rees	17.7	9.096	06-May-03
6	A Turnbull	N/A	N/A	N/A	11	A Hall	8.93	10.358	07-Oct-14	11	L Smith	17.5	8.993	07-Oct-08
6	B Brooks	N/A	N/A	N/A	12	J Woodhouse	8.97	10.312	30-Apr-24	12	JJ Hughes-Dowd	17.3	8.890	30-Apr-24
6	B Carrington	N/A	N/A	N/A	13	J Pateman	9.01	10.266	02-Oct-12	13	K Ali	17.0	8.736	23-Jan-07
6	C Bullock	N/A	N/A	N/A	14	N Gull	9.04	10.232	05-Oct-10	13	J Woodhouse	17.0	8.736	30-Apr-24
6	Ca Holland	N/A	N/A	N/A	15	K Ali	9.05	10.221	23-Jan-07	15	F Holmes	16.7	8.582	07-Oct-14
6	E Gibbs	N/A	N/A	N/A	16	Ca Holland	9.07	10.198	07-Oct-14	16	J Lister	16.2	8.325	02-Oct-12
6	E Henry	N/A	N/A	N/A	17	J Lister	9.08	10.187	02-Oct-12	17	JT Hughes-Dowd	16.1	8.274	30-Apr-24
6	F Holmes	N/A	N/A	N/A	18	B Carrington	9.21	10.043	04-May-04	18	M Seo	16.0	8.222	04-May-04
6	G Reyes-England	N/A	N/A	N/A	19	J Mosedale	9.31	9.936	07-May-02	18	Ca Holland	16.0	8.222	07-Oct-14
6	I Matthews	N/A	N/A	N/A	20	JT Hughes-Dowd	9.47	9.768	30-Apr-24	18	M Litherland	16.0	8.222	07-Oct-14
6	J Dobbins	N/A	N/A	N/A	21	M Buckley	9.52	9.716	05-Oct-10	21	K Levers	15.9	8.171	05-Oct-10
6	J Lister	N/A	N/A	N/A	22	A Turnbull	9.58	9.655	07-Oct-14	22	L Brooks	15.8	8.119	07-Oct-14
6	J Mellor	N/A	N/A	N/A	23	M Litherland	9.60	9.635	07-Oct-14	23	C Bullock	15.5	7.965	23-Jan-07
6	J Mosedale	N/A	N/A	N/A	24	S Tague	9.63	9.605	07-Oct-08	24	J Mosedale	15.3	7.862	07-May-02
6	J Pateman	N/A	N/A	N/A	25	A Hall	9.80	9.439	02-Oct-12	25	B Carrington	15.1	7.760	04-May-04
6	J Perry	N/A	N/A	N/A	26	B Brooks	9.81	9.429	02-Oct-12	26	B Brooks	14.9	7.657	07-Oct-14
6	J Sismey	N/A	N/A	N/A	26	F Holmes	9.81	9.429	07-Oct-14	27	A Bradford	14.8	7.606	07-Oct-14
6	K Ali	N/A	N/A	N/A	28	L Brooks	9.88	9.362	07-Oct-14	28	T Stevenson	14.7	7.554	30-Apr-24
6	K Cook	N/A	N/A	N/A	29	T Stevenson	9.92	9.325	30-Apr-24	29	R Cook	14.3	7.349	07-Oct-08
6	K Levers	N/A	N/A	N/A	30	K Cook	10.14	9.122	07-Oct-08	29	K Cook	14.3	7.349	07-Oct-08
6	L Brooks	N/A	N/A	N/A	31	K Levers	10.19	9.077	05-Oct-10	29	A Hall	14.3	7.349	02-Oct-12
6	L Chadwick	N/A	N/A	N/A	32	R Cook	10.30	8.981	07-Oct-08	32	A Turnbull	14.1	7.246	07-Oct-14
6	L Smith	N/A	N/A	N/A	32	P Martin	10.30	8.981	02-Oct-12	33	E Woodhouse	14.0	7.194	30-Apr-24
6	M Buckley	N/A	N/A	N/A	34	C Bullock	10.48	8.826	23-Jan-07	34	S Tague	13.9	7.143	07-Oct-08
6	M Litherland	N/A	N/A	N/A	35	E Woodhouse	10.49	8.818	30-Apr-24	34	N Bradford	13.9	7.143	07-Oct-14
6	M Seo	N/A	N/A	N/A	36	L Chadwick	10.55	8.768	04-May-04	36	I Matthews	13.8	7.092	23-Jan-07
6	N Bradford	N/A	N/A	N/A	37	A Bradford	11.04	8.379	07-Oct-14	36	J Dobbins	13.8	7.092	23-Jan-07
6	N Gull	N/A	N/A	N/A	38	R Hughes	11.10	8.333	23-Jan-07	38	E Gibbs	13.7	7.040	07-Oct-14
6	N Zimmermann	N/A	N/A	N/A	39	N Bradford	11.11	8.326	07-Oct-14	39	L Chadwick	13.3	6.835	04-May-04
6	P Martin	N/A	N/A	N/A	40	I Matthews	11.24	8.229	23-Jan-07	40	R Hughes	12.6	6.475	23-Jan-07
6	R Cook	N/A	N/A	N/A	41	E Henry	11.46	8.072	07-May-02	40	E Henry	12.6	6.475	07-May-02
6	R Hughes	N/A	N/A	N/A	42	N Zimmermann	11.62	7.960	23-Jan-07	40	G Reyes-England	12.6	6.475	07-Oct-14
6	R Rees	N/A	N/A	N/A	43	J Dobbins	11.69	7.913	23-Jan-07	43	M Buckley	12.5	6.424	05-Oct-10
6	S Tague	N/A	N/A	N/A	44	E Gibbs	11.75	7.872	07-Oct-14	44	P Martin	12.2	6.269	02-Oct-12
6	T Chadwick	N/A	N/A	N/A	45	J Perry	12.03	7.689	07-Oct-14	45	N Zimmermann	12.1	6.218	23-Jan-07
6	T Green	N/A	N/A	N/A	46	G Reyes-England	12.06	7.670	07-Oct-14	46	J Perry	10.7	5.499	07-Oct-14
6	T Measham	N/A	N/A	N/A	47	A Oxspring	12.65	7.312	05-Oct-10	47	A Oxspring	10.5	5.396	05-Oct-10





Adult 'E' Final was also a repeat with Stuart Gray in 14th and JT taking the win.



Championship Tables



Those All Important
Points!

Championship Leaders 30Apr24 After Round 9



Adult

Championship

Angus Smith

Challenge

JJ Hughes-Dowd

King of Speed

TBA

Top Adult Points at DHORCingham

Junior

Championship

JJ Hughes-Dowd

Challenge

JJ Hughes-Dowd

King of Speed

TBA

Top Junior Points at DHORCingham

Other

Masters (56+)

Phil Rees

Alan Bullock

TBA

Winner of last Adult Club Night in August

Early Parents

Andrew Woodhouse

Bob Chadwick

TBA

Winner of last Adult Club Night in October



Adult 'D' Final, JT (11th), Barry Johnson (12th), winner Denis and JT (13th)



DHORC Championship 2024					
Pos	Competitor	Wins	Total	Best (75%)	Diff
	Name (Adults)		Scores	Scores	
1	A Smith (M)	5	386	386	
2	N Sismey (M)		259	259	127
3	P Rees (M)		256	256	3
4	JJ Hughes-Dowd	1	252	252	4
5	S Goodlip (M)	3	249	249	3
6	L Blacker		246	246	3
7	L Pateman		226	226	20
8	R Litherland		211	211	15
9	S Gray (M)		181	181	30
10	B Johnson (M)		173	173	8
11	G Peach (M)		168	168	5
12	D Hughes-Dowd		163	163	5
12	A Woodhouse		163	163	
14	D Turnbull		148	148	15
15	A Stevenson		142	142	6
16	JT Hughes-Dowd		137	137	5
17	D Latham		120	120	17
18	C Bowles		115	115	5
19	R Lawson		88	88	27
20	M Graham		72	72	16
21	A Turnbull		69	69	3
22	J Lawson		68	68	1
23	L Smith		48	48	20
24	S Smith		41	41	7
24	H Smith		41	41	
26	M Dutson		36	36	5
Pos	(Juniors)	Wins	Total	75%	Diff
1	JJ Hughes-Dowd	8	430	430	
2	J Woodhouse		341	341	89
3	T Stevenson		245	245	96
4	JT Hughes-Dowd	1	212	212	33
5	J Lawson		135	135	77
6	J Graham		119	119	16
7	E Woodhouse		114	114	5
Pos	(Masters)	Wins	Total	75%	Diff
1	P Rees (M)	2	15.0	15.0	
2	A Smith (M)	3	14.0	14.0	1.0
3	S Goodlip (M)	3	11.5	11.5	2.5
4	N Sismey (M)	1	11.0	11.0	0.5
5	S Gray (M)	1	10.0	10.0	1.0
6	B Johnson (M)		9.5	9.5	0.5
7	G Peach (M)		7	7	2.5
Pos	(Early Parents)	Wins	Total	75%	Diff
1	A Woodhouse	6	163	163	
2	A Stevenson	2	142	142	21
3	M Graham		72	72	70
4	R Lawson	1	18	18	54

DHORC Challenge 2024				
Pos	Competitor	Wins	Results	
	Name (Adult)		(33) Points	Turn Up Rate
1	JJ Hughes-Dowd	9	24.5	100.00%
2	L Blacker	5	18.5	100.00%
3	P Rees (M)	2	15.0	100.00%
4	A Smith (M)	5	14.0	100.00%
5	S Goodlip (M)	4	11.5	66.67%
5	JT Hughes-Dowd	3	11.5	100.00%
7	D Hughes-Dowd	2	11.0	77.78%
7	N Sismey (M)	1	11.0	100.00%
9	L Pateman	1	10.0	77.78%
9	S Gray	1	10.0	100.00%
11	B Johnson (M)	0	9.5	88.89%
11	C Bowles	3	9.5	50.00%
11	D Latham	2	9.5	71.43%
14	R Litherland	0	7.0	66.67%
14	G Peach (M)	0	7.0	66.67%
14	D Turnbull	1	7.0	66.67%
17	J Lawson	1	6.0	42.86%
18	R Lawson	1	5.5	57.14%
19	L Smith	2	5.0	25.00%
20	H Smith	1	4.0	22.22%
21	M Dutson	0	2.5	28.57%
22	A Turnbull	0	2.0	22.22%
22	S Smith	0	2.0	22.22%
24	A Woodhouse	0	0.0	100.00%
24	A Stevenson	0	0.0	88.89%
24	M Graham	0	0.0	100.00%
Pos	(Junior)	Wins	Points	Rate
1	JJ Hughes-Dowd	9	18.5	100.00%
2	J Woodhouse	0	13.0	100.00%
3	JT Hughes-Dowd	3	11.5	100.00%
4	T Stevenson	1	8.5	88.89%
5	J Graham	1	6.5	66.67%
6	J Lawson	1	5.5	57.14%
7	E Woodhouse	0	5.0	100.00%



Adult 'C' Final – Denis (10th), Geoff (9th), winner Chris and Dan (8th)



DHORC Championship 2024														
Pos	Competitor Name (Adults)	Wins	BRA F1	BRA GC	JAC F1	FIO GC	JAR F1	PUK F1	PUK GC	MIS F1	MIS GC	Total	Best (75%)	Diff
			1	2	3	4	5	6	7	8	9	33	25	
			09-Jan	09-Jan	30-Jan	20-Feb	12-Mar	09-Apr	09-Apr	30-Apr	30-Apr	Scores	Scores	
1	A Smith (M)	5	28	50	42	49	33	48	50	36	50	386	386	
2	N Sismey (M)		24	28	29	28	27	29	34	31	29	259	259	127
3	P Rees (M)		25	24	26	25	26	38	29	29	34	256	256	3
4	JJ Hughes-Dowd	1	34	21	25	26	45	31	22	27	21	252	252	4
5	S Goodlip (M)	3	47	31	46	DNS	40	DNS	DNS	47	38	249	249	3
6	L Blacker		23	27	28	27	29	28	31	25	28	246	246	3
7	L Pateman		26	29	27	39	35	DNS	DNS	39	31	226	226	20
8	R Litherland		41	34	DNS	34	28	36	38	DNS	DNS	211	211	15
9	S Gray (M)		18	19	18	19	21	22	24	20	20	181	181	30
10	B Johnson (M)		20	18	19	DNS	23	26	23	22	22	173	173	8
11	G Peach (M)		29	26	31	29	DNS	DNS	DNS	28	25	168	168	5
12	D Hughes-Dowd		22	23	21	23	22	25	27	DNS	DNS	163	163	5
12	A Woodhouse		17	16	15	17	18	21	21	19	19	163	163	
14	D Turnbull		27	25	22	DNS	24	DNS	DNS	24	26	148	148	15
15	A Stevenson		16	17	DNS	16	19	19	19	18	18	142	142	6
16	JT Hughes-Dowd		DNS	DNS	DNS	21	20	24	28	21	23	137	137	5
17	D Latham		DNS	DNS	23	22	25	DNS	DNS	26	24	120	120	17
18	C Bowles		DNS	DNS	34	31	DNS	DNS	DNS	23	27	115	115	5
19	R Lawson		DNS	DNS	17	18	DNS	27	26	DNS	DNS	88	88	27
20	M Graham		DNS	DNS	DNS	15	17	20	20	DNS	DNS	72	72	16
21	A Turnbull		31	38	DNS	DNS	DNS	DNS	DNS	DNS	DNS	69	69	3
22	J Lawson		DNS	DNS	20	DNS	DNS	23	25	DNS	DNS	68	68	1
23	L Smith		DNS	DNS	24	24	DNS	DNS	DNS	DNS	DNS	48	48	20
24	S Smith		21	20	DNS	DNS	DNS	DNS	DNS	DNS	DNS	41	41	7
24	H Smith		19	22	DNS	DNS	DNS	DNS	DNS	DNS	DNS	41	41	
26	M Dutson		DNS	DNS	16	20	DNS	DNS	DNS	DNS	DNS	36	36	5
Pos	(Juniors)	Wins	685	686	687	688	689	690	691	692	693	Total	75%	Diff
1	JJ Hughes-Dowd	8	47	50	50	50	50	50	33	50	50	430	430	
2	J Woodhouse		41	38	38	34	38	38	38	38	38	341	341	89
3	T Stevenson		34	34	DNS	28	31	28	28	31	31	245	245	96
4	JT Hughes-Dowd	1	DNS	DNS	DNS	38	29	31	46	34	34	212	212	33
5	J Lawson		DNS	DNS	34	31	DNS	34	36	DNS	DNS	135	135	77
6	J Graham		DNS	DNS	DNS	29	34	29	27	DNS	DNS	119	119	16
7	E Woodhouse		DNS	DNS	DNS	DNS	DNS	27	29	29	29	114	114	5
Pos	(Masters)	Wins	685	686	687	688	689	690	691	692	693	Total	75%	Diff
1	P Rees (M)	2	1.0	2.5	1.5	1.0	1.5	1.5	1.5	1.5	3.0	15.0	15.0	
2	A Smith (M)	3	1.0	2.0	1.5	3.0	0.5	2.0	3.0	1.0	2.0	14.0	14.0	1.0
3	S Goodlip (M)	3	2.0	2.5	2.0	DNS	1.5	DNS	DNS	2.0	1.5	11.5	11.5	2.5
4	N Sismey (M)	1	0.5	1.0	1.5	1.0	0.5	1.5	1.0	2.5	1.5	11.0	11.0	0.5
5	S Gray (M)	1	0.5	1.0	0.5	1.0	2.5	1.0	0.5	1.5	1.5	10.0	10.0	1.0
6	B Johnson (M)		1.5	0.5	1.0	DNS	1.5	1.5	1.5	1.0	1.0	9.5	9.5	0.5
7	G Peach (M)		1.5	1.5	0.5	1.5	DNS	DNS	DNS	1.0	1.0	7.0	7.0	2.5
Pos	(Early Parents)	Wins	685	686	687	688	689	690	691	692	693	Total	75%	Diff
1	A Woodhouse	6	17	16	15	17	18	21	21	19	19	163	163	
2	A Stevenson	2	16	17	DNS	16	19	19	19	18	18	142	142	21
3	M Graham		DNS	DNS	DNS	15	17	20	20	DNS	DNS	72	72	70
4	R Lawson	1	DNS	DNS	DNS	18	DNS	DNS	DNS	DNS	DNS	18	18	54



Adult 'B' Final – Chris (7th), Lewis (6th), Nick Sismey (5th) and winner Phil Rees.



DHORC Final Challenge 2024

Pos	Competitor		Wins	BRA F1	BRA GC	JAC F1	FIO GC	JAR F1	PUK F1	PUK GC	MIS F1	MIS GC	Results	
	Name	(Adult)		1	2	3	4	5	6	7	8	9	(33)	Turn Up
				09-Jan	09-Jan	30-Jan	20-Feb	12-Mar	09-Apr	09-Apr	30-Apr	30-Apr	Points	Rate
1	JJ Hughes-Dowd	9	7.0	0.5	1.0	1.5	8.0	2.5	1.0	2.5	0.5	24.5	100.00%	
2	L Blacker	5	1.5	2.5	1.0	2.5	1.5	1.0	6.5	1.0	1.0	18.5	100.00%	
3	P Rees (M)	2	1.0	2.5	1.5	1.0	1.5	1.5	1.5	1.5	3.0	15.0	100.00%	
4	A Smith (M)	5	1.0	2.0	1.5	2.0	0.5	2.0	2.0	1.0	2.0	14.0	100.00%	
5	S Goodlip (M)	4	2.0	2.5	2.0	DNS	1.5	DNS	DNS	2.0	1.5	11.5	66.67%	
5	JT Hughes-Dowd	3	DNS	DNS	DNS	2.5	1.5	0.5	1.0	2.5	3.5	11.5	100.00%	
7	D Hughes-Dowd	2	3.0	1.5	0.5	1.5	1.0	3.0	0.5	DNS	DNS	11.0	77.78%	
7	N Sismey (M)	1	0.5	1.0	1.5	1.0	0.5	1.5	1.0	2.5	1.5	11.0	100.00%	
9	L Pateman	1	1.5	1.5	2.5	1.5	1.0	DNS	DNS	1.5	0.5	10.0	77.78%	
9	S Gray	1	0.5	1.0	0.5	1.0	2.5	1.0	0.5	1.5	1.5	10.0	100.00%	
11	B Johnson (M)	1	1.5	0.5	1.0	DNS	1.5	1.5	1.5	1.0	1.0	9.5	88.89%	
11	C Bowles	3	DNS	DNS	3.0	2.5	DNS	DNS	DNS	1.5	2.5	9.5	50.00%	
11	D Latham	2	DNS	DNS	1.5	1.0	1.0	DNS	DNS	3.5	2.5	9.5	71.43%	
14	R Litherland	1	1.5	1.0	DNS	1.0	1.0	1.0	1.5	DNS	DNS	7.0	66.67%	
14	G Peach (M)	1	1.5	1.5	0.5	1.5	DNS	DNS	DNS	1.0	1.0	7.0	66.67%	
14	D Turnbull	1	0.5	1.0	3.0	DNS	0.5	DNS	DNS	0.5	1.5	7.0	66.67%	
17	J Lawson	1	DNS	DNS	3.5	DNS	DNS	1.5	1.0	DNS	DNS	6.0	42.86%	
18	R Lawson	1	DNS	DNS	1.5	0.0	DNS	2.5	1.5	DNS	DNS	5.5	57.14%	
19	L Smith	2	DNS	DNS	2.5	2.5	DNS	DNS	DNS	DNS	DNS	5.0	25.00%	
20	H Smith	1	1.0	3.0	DNS	DNS	DNS	DNS	DNS	DNS	DNS	4.0	22.22%	
21	M Dutson	1	DNS	DNS	1.0	1.5	DNS	DNS	DNS	DNS	DNS	2.5	28.57%	
22	A Turnbull	1	0.5	1.5	DNS	DNS	DNS	DNS	DNS	DNS	DNS	2.0	22.22%	
22	S Smith	1	0.5	1.5	DNS	DNS	DNS	DNS	DNS	DNS	DNS	2.0	22.22%	
24	A Woodhouse	1	0.0	0.0	0.0	0.0	0.0	0.0	0.0	0.0	0.0	0.0	100.00%	
24	A Stevenson	1	0.0	0.0	DNS	0.0	0.0	0.0	0.0	0.0	0.0	0.0	88.89%	
24	M Graham	1	DNS	DNS	DNS	0.0	0.0	0.0	0.0	0.0	0.0	0.0	100.00%	
Pos	(Junior)	Wins	685	686	687	688	689	690	691	692	693	Points	Rate	
1	JJ Hughes-Dowd	9	2.0	2.0	2.0	2.0	2.0	2.0	2.5	2.0	2.0	18.5	100.00%	
2	J Woodhouse	1	1.5	1.5	1.5	1.0	1.5	1.5	1.5	1.5	1.5	13.0	100.00%	
3	JT Hughes-Dowd	3	DNS	DNS	DNS	3.5	1.5	0.5	2.0	3.0	1.0	11.5	100.00%	
4	T Stevenson	1	1.0	1.0	DNS	1.0	0.5	1.0	1.0	0.5	2.5	8.5	88.89%	
5	J Graham	1	DNS	DNS	DNS	1.5	3.0	1.5	0.5	DNS	DNS	6.5	66.67%	
6	J Lawson	1	DNS	DNS	1.0	0.5	DNS	3.0	1.0	DNS	DNS	5.5	57.14%	
7	E Woodhouse	1	DNS	DNS	DNS	DNS	DNS	0.5	1.5	1.5	1.5	5.0	100.00%	
Turn Up Rates			100.00%	100.00%	78.57%	78.13%	68.75%	66.67%	66.67%	66.67%	66.67%	AVE	74.81%	





Adult 'A' Final – Phil (3rd), Simon Goodlip (2nd), winner Angus and Lee (4th)



MISANO

Y P REES

G D TURNBULL

R B JOHNSON

B C BOWLES

Y N SISMEY

G G PEACH

R S GRAY

B

Y A SMITH

G L BLACKER

R S GOODUP

B L PATEMAN

Y

G

R

B

Y A WOODHOUSE

G A STEVENSON

R T STEVENSON

B DLATHAM

Y JJ HUGHES-DOWD

G E WOODHOUSE

R JT HUGHES-DOWD

B J WOODHOUSE

F 1

A 1 SIMON

2 LEE

3 ANGUS

J 1 JJ

2 JENSON

3 JT

GC

A 1 ANGUS

2 SIMON

3 PHIL

J 1 JJ

2 JENSON

3 JT

Qualifying groups and podium finishers

Members' Statistics

ADULT STATISTICS 1992-2024 - AFTER DHORC 693

Sheet 1 of 5 (Note: Highlighted Names are Current 2024 Members, CS = Best Consecutive Results)

MEETINGS (Junior & Adult)			RACES (Junior & Adult)			DRIVER RANKING			FINALS WON			
ATTENDED			COMPLETED			ADULT			ADULT			
Pos	ADULT	No	Pos	ADULT	No	Pos	ADULT	SCORE	Pos	ADULT	No	CS
1	P REES	676	1	P REES	3,867	1	* A SMITH	2,713	1	L PATEMAN	280	(5)
2	N SISMEY	640	2	N SISMEY	3,549	2	* J SISMEY	2,750	2	P REES	247	(3)
3	L PATEMAN	599	3	L PATEMAN	3,370	3	* W LANDER	2,838	3	S GOODLIP	181	(4)
4	G PEACH	453	4	G PEACH	2,535	4	* S GOODLIP	2,850	4	N SISMEY	176	(2)
5	S GOODLIP	390	5	P BARBER	2,102	5	* L PATEMAN	3,538	5	M CHADWICK	117	(3)
6	P BARBER	363	6	S GOODLIP	2,076	6	* M CHADWICK	3,813	6	J SISMEY	103	(4)
7	A McPEAKE	299	7	A BULLOCK	1,802	7	* J TAGUE	4,538	7	G PEACH	101	(2)
8	A BULLOCK	292	8	A McPEAKE	1,658	8	* R LITHERLAND	4,838	8	L SMITH	90	(3)
9	M CHADWICK	287	9	R MASTERS	1,998	9	* T MEASHAM	5,113	9	A SMITH	87	(5)
10	R MASTERS	280	10	M CHADWICK	1,537	10	* J NEALE	5,200	10	D McPEAKE	77	(2)
11	N LAMBERT	269	11	C ROYTHORNE	1,513	11	* A TURNBULL	5,725	11	A McPEAKE	66	(2)
12	C ROYTHORNE	249	12	N LAMBERT	1,479	12	* C BOWLES	5,763	11	A BULLOCK	66	(2)
13	D McPEAKE	245	13	D McPEAKE	1,366	13	* K LYE	6,063	13	J TAGUE	64	(2)
14	R SEAMAN	235	14	L SMITH (1,673)	1,321	14	* N SISMEY	6,125	14	N LAMBERT	61	(2)
15	L SMITH (273)	218	15	R SEAMAN	1,313	15	* C ROYTHORNE	6,350	14	M ALLSOPP	61	(3)
16	D TURNBULL	214	16	J SISMEY (1,957)	1,303	16	* D GARBETT	6,450	16	R SEAMAN	60	(2)
17	J SISMEY (331)	211	17	M ALLSOPP	1,265	17	* A McPEAKE	6,488	17	W LANDER	56	(2)
18	M ALLSOPP	203	18	D TURNBULL	1,138	18	* R SEAMAN	6,550	18	C ROYTHORNE	55	(2)
19	A SMITH	190	19	J LAMB	1,048	19	* G PEACH	6,900	19	R MASTERS	54	(2)
20	J LAMB	179	20	S ANAND	976	20	* P REES	6,913	20	S ANAND	53	(3)
21	P LEVERS	166	21	P LEVERS	957	21	* R BLAKE	7,125	21	J LAMB	49	(3)
22	J TAGUE	165	22	J LYMER	948	22	* T CHADWICK	7,250	22	P LEVERS	48	(2)
23	S ANAND	154	23	A SMITH	928	22	* S ANAND	7,250	23	A HOLLIDAY	43	(3)
24	J LYMER	146	24	J TAGUE	858	24	* A BULLOCK	7,438	24	I BRENTNALL	41	(3)
25	D EDWARDS	139	25	K ALCOCK	848	25	* M ALLSOPP	7,488	24	P BARBER	41	(2)
26	K ALCOCK	131	26	D EDWARDS	801	26	* L BLACKER	7,890	26	L BLACKER	39	(3)
27	C BOWLES (205)	127	27	G WESTON	682	27	* R CROSSLAND	8,175	27	J LYMER	38	(2)
28	A HOLLIDAY	123	28	A HOLLIDAY	679	28	* D McPEAKE	8,563	28	G WESTON	33	(2)
29	L EDWARDS	116	29	W LANDER	661	29	* L SMITH	8,725	28	C BOWLES	33	(2)
30	S SMITH	115	30	L EDWARDS	654	30	* D BRENTNALL	8,838	30	D TURNBULL	32	(3)
31	G WESTON	113	31	J HOLMES	639	31	* K PAYNE	8,850	31	K ALCOCK	30	(3)
32	C HENRY	109	32	C BOWLES (1,012)	610	32	* J ROYTHORNE	8,938	32	D EDWARDS	29	(2)
32	D GARBETT	109	33	S SMITH	581	33	* J LEVERS	9,063	32	D GARBETT	29	(2)
32	R LAWSON	109	34	R LAWSON	558	34	* A DAVIES	9,138	32	A TURNBULL	29	(2)
32	S GRAY	109	35	C HENRY	552	35	* P LEVERS	9,188	35	B JOHNSON	28	(3)
36	B JOHNSON	107	36	B JOHNSON	543	36	* J LYMER	9,288	36	R BLAKE	26	(2)
37	W LANDER	104	37	D GARBETT	523	37	* JJ HUGHES-DOWD	9,588	37	D BRENTNALL	25	(5)
38	J HOLMES	98	38	I BRENTNALL	511	37	* D TURNBULL	9,588	37	M ROGERS	25	(3)
39	I BRENTNALL	94	39	S GRAY	480	39	* S PANK	9,775	37	J HOLMES	25	
40	L BLACKER	91	40	R CROSSLAND	456	40	* D PASSELL	9,850	40	J NEALE	24	(2)
41	T DINGLEY	87	41	T DINGLEY	455	41	* J LAMB	10,063	41	J LEVERS	22	(3)
42	A TURNBULL (238)	86	42	J ROYTHORNE	432	42	* T DINGLEY	10,125	41	R CROSSLAND	22	(2)
43	R CROSSLAND	81	43	L BLACKER	393	43	* I BRENTNALL	10,325	43	S MINNIS	21	(3)
44	A STAMPER	76	44	R BLAKE	383	44	* M KNIGHTON	10,363	43	S PANK	21	(2)
45	S PANK	69	45	A TURNBULL (1,287)	382	45	* G WESTON	10,375	43	T DINGLEY	21	
45	J ROYTHORNE	69	46	A STAMPER	366	46	* D EDWARDS	10,438	46	J ROYTHORNE	20	(2)
47	S MINNIS	67	47	S PANK	364	47	* M ROGERS	10,483	46	JJ HUGHES-DOWD	20	(4)
48	R BLAKE	62	48	J LITHERLAND	362	48	* S MINNIS	11,400	48	C HENRY	19	
48	J LITHERLAND	62	49	S MINNIS	356	48	* D LATHAM	11,525	49	A FEARN	18	(2)
50	J NEALE	60	50	J LEVERS	322	50	* D HUGHES-DOWD	11,875	50	R LITHERLAND	17	(2)

(Driver Ranking = Average Position in Qualifying, Final Position, Fastest Lap & Race Laps Over Last 20 club nights)

ADULT STATISTICS 1992-2024 - AFTER DHORC 693

Sheet 2 of 5 (Note: Highlighted Names are Current 2024 Members, CS = Best Consecutive Results)

MEETINGS (Junior & Adult)		RACES (Junior & Adult)		DRIVER RANKING		FINALS WON						
ATTENDED		COMPLETED		ADULT		SCORE	ADULT					
Pos	ADULT	No	Pos	ADULT	No	Pos	ADULT	No	CS			
51	M ROGERS	57	51	A FEARN (380)	319	51	* B JOHNSON	12.163	51	S LANDER	14	(2)
52	R LITHERLAND (206)	54	52	J NEALE	318	52	* J HOLMES	12.350	52	T CHADWICK	13	(2)
53	J LEVERS	53	53	M ROGERS	308	53	* A HOLLIDAY	12.463	52	S GRAY	13	
54	G SCHULE	52	54	M MARTINEZ	289	54	* K ALCOCK	12.613	54	J HITCHCOCK	12	(2)
55	A FEARN	49	55	K LYE	263	55	* A FEARN	12.625	54	P FOXLEY	12	(2)
55	M MARTINEZ	49	56	G SCHULE	258	56	* M STURGESS	12.675	56	T MEASHAM	11	
57	D OLIVER	45	57	C BULLOCK (639)	248	57	* N LAMBERT	12.950	56	S SMITH	11	
58	D WALKER	42	58	D BRETNALL	225	58	* P FOXLEY	12.963	56	H SMITH	11	
58	K LYE	42	58	T CHADWICK (999)	225	59	* A WOODHOUSE	13.113	56	R LAWSON	11	
60	D BRETNALL	41	60	D OLIVER	216	60	* H SMITH	13.138	60	D WALKER	10	
61	A THOMPSON	39	61	D WALKER	212	61	* G SCHULE	13.238	60	D PASSELL	10	(2)
61	JJ HUGHES-DOWD (82)	39	62	A DAVIES	211	62	* S GRAY	13.263	60	L EDWARDS	10	
63	D HUGHES-DOWD	38	63	T MEASHAM (758)	208	63	* J TETLEY	13.313	63	S DUNN	9	(2)
64	M KNIGHTON	36	64	M KNIGHTON	206	64	* A STEVENSON	13.713	63	K LYE	9	
64	T CHADWICK (183)	36	65	J CHELL	202	65	* C HENRY	13.763	65	G LAMBERT	8	(4)
64	C BULLOCK (102)	36	66	R LITHERLAND (1,118)	201	66	* D GREEN	13.850	65	J LITHERLAND	8	
67	S DUNN	35	67	D PASSELL	191	67	* S SMITH	13.950	65	C COOPER	8	
68	D PASSELL	34	68	S DUNN	183	68	* R LAWSON	14.000	65	D HUGHES-DOWD	8	
68	A DAVIES	34	69	A THOMPSON	179	69	* J LITHERLAND	14.125	69	R CHADWICK	7	(2)
70	T MEASHAM (126)	33	70	P FOXLEY	172	70	* A STAMPER	14.300	69	A DAVIES	7	
71	G LAMBERT	32	71	G LAMBERT	168	71	* R MASTERS	14.325	69	D LATHAM	7	
71	P FOXLEY	32	72	M STURGESS	163	72	* M HOLLAND	14.375	72	M JUBB	6	
71	A WOODHOUSE	32	73	S SUMNER	157	73	* N CHATTLE	14.488	72	A STAMPER	6	
74	A STEVENSON	31	74	B BRUCE	148	74	* B BRUCE	14.563	72	C BULLOCK	6	
75	J CHELL	30	75	R CHADWICK	146	75	* M DUTSON	14.600	72	K PAYNE	6	
76	M STURGESS	29	76	J TETLEY	143	76	* L EDWARDS	14.800	72	J TETLEY	6	(2)
77	R HITCHCOCK	27	77	K PAYNE	140	77	* C BULLOCK	15.138	72	T BALDOCK	6	
77	R CHADWICK	27	78	R HITCHCOCK	138	78	* D OLIVER	15.688	72	J LAWSON	6	
79	S SUMNER	26	78	D HUGHES-DOWD	138	79	* S DUNN	15.963	79	C SCHOFIELD	5	(2)
79	M DUTSON	26	80	M HOLLAND	129	80	* A THOMPSON	16.063	79	AJ McPEAKE	5	(2)
81	B BRUCE	25	81	J HITCHCOCK	127	81	* G LAMBERT	16.175	79	I HOLLAND	5	
81	D LATHAM	25	82	C SCHOFIELD	124	82	* S SUMNER	16.425	79	M TANSLEY	5	
83	C STANNARD	24	83	I HOLLAND	120	83	* M MARTINEZ	16.763	79	D OLIVER	5	
83	H SMITH (137)	24	83	D GREEN	120	84	* J CHELL	17.138	79	D GREEN	5	
85	I HOLLAND	23	85	N CHATTLE	119	85	* C STANNARD	17.325	79	J CHELL	5	
85	J HITCHCOCK	23	86	S LANDER	118	86	* R HITCHCOCK	18.063	79	R JAMES	5	
85	C SCHOFIELD	23	86	C STANNARD	118	87	* C SCHOFIELD	18.113	87	S REVITT	4	(2)
85	D GREEN	23	88	T HAGUES	111	88	* D WALKER	18.163	87	R HITCHCOCK	4	
85	M HOLLAND	23	88	A STEVENSON	111	89	* P BARBER	18.938	87	M KNIGHTON	4	
85	K PAYNE	23	90	A WOODHOUSE	107	90	* J HITCHCOCK	21.388	87	M STURGESS	4	
91	J TETLEY	21	91	R JAMES	105	91	* R CHADWICK	22.013	87	M BLOOD	4	
92	N CHATTLE	20	92	C CARRINGTON	100	92	* I HOLLAND	22.288	92	S PATCHING	3	
93	M JUBB	19	93	M JUBB	99	N/A	T BALDOCK	2.583	92	C NORRIS	3	
94	C CARRINGTON	18	94	C BRADFORD	97	N/A	S REVITT	3.792	92	J HENRY	3	
94	T HAGUES	18	95	P MELLOR	93	N/A	S LANDER	4.485	92	C CARRINGTON	3	
94	J LAWSON (96)	18	96	D LATHAM	92	N/A	AJ McPEAKE	6.659	92	A HUGHES	3	
97	N MAFFIN	17	97	N MAFFIN	82	N/A	A HUGHES	6.792	92	M HOLLAND	3	
97	S LANDER	17	97	M DUTSON	82	N/A	S WHITE	8.000	92	C STANNARD	3	
97	P MELLOR	17	99	P COCKBILL	81	N/A	C SLATER	9.250	92	JT HUGHES-DOWD	3	
97	C BRADFORD	17	100	D LEVERTON	75	N/A	L BOWLES	10.357	100	H VD HEUVEL	2	(2)

ADULT STATISTICS 1992-2024 - AFTER DHORC 693

Sheet 3 of 5 (Note: Highlighted Names are Current 2024 Members, CS = Best Consecutive Results)

MEETINGS (Junior & Adult) ATTENDED			RACES (Junior & Adult) COMPLETED			DRIVER RANKING			FINALS WON			
Pos	ADULT	No	Pos	ADULT	No	Pos	ADULT	SCORE	Pos	ADULT	No	CS
97	C COOPER	17	101	M TANSLEY	73	N/A	S SIDDANS	10.417	100	J KELLY	2	
102	P COCKBILL	16	102	YAN SHEN	68	N/A	J KELLY	10.500	100	C SLATER	2	(2)
103	R JAMES	15	103	J KELLY	67	N/A	J HENRY	11.000	100	YAN SHEN	2	
104	M TANSLEY	14	104	S REVITT	63	N/A	F HOLMES	11.194	100	I HALL	2	
104	L BOWLES (92)	14	105	M WATTS (130)	61	N/A	C COOPER	11.500	100	S SUMNER	2	
106	J KELLY	13	105	C COOPER	61	N/A	M BLOOD	11.639	100	B BRUCE	2	
106	D LEVERTON	13	107	J McDONALD (96)	60	N/A	JT HUGHES-DOWD	12.333	100	C BRADFORD	2	
108	S REVITT	12	108	M BLOOD	58	N/A	C ATKINSON	12.125	100	M MARTINEZ	2	
108	P PURKIS	12	108	W BLURTON	58	N/A	J MELLOR	12.650	100	L BOWLES	2	
108	M WATTS (25)	12	108	F HOLMES (827)	58	N/A	A DOBBINS	12.925	100	A WOODHOUSE	2	
108	T STACEY	12	111	I HALL	57	N/A	J LAWSON	13.139	111	R GILLARD	1	
112	AJ McPEAKE (76)	11	111	T STACEY	57	N/A	P WRIGHT	13.250	111	D ROYTHORNE	1	
112	YAN SHEN	11	111	JJ HUGHES-DOWD (205)	57	N/A	T STACEY	13.271	111	P COCKBILL	1	
114	R GILLARD	10	114	T CASH	54	N/A	P ZIMMERMAN	13.500	111	J JOHNSON	1	
114	A DOBBINS	10	115	N WRIGHT	52	N/A	M TANSLEY	13.500	111	G SCHULE	1	
114	I HALL	10	116	AJ McPEAKE (376)	50	N/A	L COPLEY	13.500	111	M WATTS	1	
114	J McDONALD (16)	10	116	T BALDOCK	50	N/A	N WRIGHT	13.556	111	B GEBAUERS	1	
118	N WRIGHT	9	118	R GILLARD	49	N/A	C WILKINSON	14.083	111	G CLARK	1	
118	M BLOOD	9	118	A DOBBINS	49	N/A	C CARRINGTON	14.111	111	L COPLEY	1	
118	T BALDOCK	9	118	D KENNING	49	N/A	M GRAHAM	14.438	111	A DOBBINS	1	
118	T CASH	9	121	P PURKIS	47	N/A	K JEFFRIES	14.688	111	C WILKINSON	1	
118	F HOLMES (139)	9	122	A LEE	46	N/A	Da BUCKLEY	14.844	111	R HILL	1	
123	C NORRIS	8	122	Z MIDDLETON	46	N/A	S ALLDREAD	14.917	111	N CHATTLE	1	
123	Da BUCKLEY	8	124	Da BUCKLEY	43	N/A	B COOK	15.000	111	C ATKINSON	1	
123	W BLURTON	8	125	A HUGHES (414)	42	N/A	J FLETCHER	15.125	111	A THOMPSON	1	
123	D KENNING	8	125	H SMITH (637)	42	N/A	W BLURTON	15.438	111	A LEE	1	
127	S PATCHING	7	127	P WRIGHT	40	N/A	R HEATON	15.500	111	D LLOYD	1	
127	G CLARK	7	128	G CLARK	39	N/A	R GILLARD	15.575	111	Z MIDDLETON	1	
127	J HENRY (134)	7	129	S PATCHING	38	N/A	R JAMES	15.617	111	T STACEY	1	
127	R HILL	7	129	C NORRIS	38	N/A	G CLARK	15.750	111	F HOLMES	1	
127	L ELMORE	7	131	J HENRY (695)	37	N/A	L HENDERSON	15.750	111	J McDONALD	1	
132	D HARROP	6	132	C WILKINSON	35	N/A	A LEE	15.833				
132	D HART	6	132	YUAN ZHI	35	N/A	D LEVERTON	15.846				
132	P WRIGHT	6	132	L ELMORE	35	N/A	R SPENCER	15.850				
132	C WILKINSON	6	135	D BUCKLEY	33	N/A	YUAN ZHI	15.875				
132	A HUGHES (67)	6	136	R HILL	32	N/A	R HILL	16.071				
132	Ch HOLLAND	6	136	J LAWSON (429)	32	N/A	S KERR	16.083				
132	D BUCKLEY	6	138	D HART	30	N/A	P COCKBILL	16.156				
132	YUAN ZHI	6	138	D HARROP	30	N/A	D LLOYD	16.167				
132	A LEE	6	138	Ch HOLLAND	30	N/A	S PATCHING	16.179				
132	Z MIDDLETON	6	141	St BOWMAN	29	N/A	Z MIDDLETON	16.250				
132	S KERR	6	141	C BLURTON	29	N/A	J McDONALD	16.375				
132	JT HUGHES-DOWD (12)	6	143	R SPENCER	28	N/A	D KENNING	16.469				
144	R SPENCER	5	144	C ATKINSON	27	N/A	L HAYMES	16.500				
144	J MELLOR (87)	5	145	K JEFFRIES	26	N/A	M WATTS	16.625				
144	C BLURTON	5	146	L COPLEY	25	N/A	C NORRIS	16.714				
147	B GEBAUERS	4	146	D LLOYD	25	N/A	T CASH	16.889				
147	C ROBINSON	4	148	S SIDDONS	23	N/A	G HADDON	17.000				
147	S HENDRY	4	149	S KERR	22	N/A	D HARROP	17.500				
147	C ATKINSON	4	150	B GEBAUERS	21	N/A	St BOWMAN	17.500				

ADULT STATISTICS 1992-2024 - AFTER DHORC 693

Sheet 4 of 5 (Note: Highlighted Names are Current 2024 Members, CS = Best Consecutive Results)

MEETINGS (Junior & Adult)			RACES (Junior & Adult)			DRIVER			FINALS			
ATTENDED			COMPLETED			RANKING			WON			
Pos	ADULT	No	Pos	ADULT	No	Pos	ADULT	SCORE	Pos	ADULT	No	CS
147	K JEFFRIES	4	151	C ROBINSON	20	N/A	YAN SHEN	17.636				
147	W PARKIN	4	151	S HENDRY	20	N/A	I HALL	17.650				
147	St BOWMAN	4	153	L BOWLES (372)	19	N/A	L ZHOU	17.750				
147	M GRAHAM	4	154	W PARKIN	17	N/A	C ROBINSON	18.000				
155	H VD HEUVEL	3	155	J JOHNSON	16	N/A	N MAFFIN	18.103				
155	J JOHNSON	3	155	J MELLOR (497)	16	N/A	D HART	18.208				
155	S ALLDREAD	3	155	M GRAHAM	16	N/A	T HAGUES	18.236				
155	L COPLEY	3	158	S ALLDREAD	15	N/A	C BRADFORD	18.279				
155	S SIDDONS	3	158	S BENNETT	15	N/A	D BUCKLEY	18.333				
155	D LLOYD	3	160	H VD HEUVEL	14	N/A	J ASHCROFT	18.375				
155	S BENNETT	3	160	P ZIMMERMANN	14	N/A	B FAHRNER	18.750				
162	D ROYTHORNE	2	160	L HENDERSON	14	N/A	Ch HOLLAND	18.792				
162	J ASHCROFT	2	163	D ROYTHORNE	11	N/A	C BLURTON	18.800				
162	A CARTER	2	164	J ASHCROFT	10	N/A	B GEBAUERS	18.875				
162	B FAHRNER	2	164	A CARTER	10	N/A	S HENDRY	19.188				
162	L ZHOU	2	164	B FAHRNER	10	N/A	D ROYTHORNE	19.375				
162	B COOK	2	164	B COOK	10	N/A	M JUBB	19.408				
162	J FLETCHER	2	164	J FLETCHER	10	N/A	S BENNETT	19.417				
162	L HAYMES	2	164	L HAYMES	10	N/A	J JOHNSON	19.500				
170	S WHITE	1	170	L ZHOU	9	N/A	A HARTLEY	19.750				
170	P DUNNE	1	170	JT HUGHES-DOWD (33)	9	N/A	W PARKIN	19.813				
170	A HARTLEY	1	172	C SLATER	7	N/A	T MAKUNI	20.000				
170	C SLATER	1	173	T MAKUNI	6	N/A	P DUNNE	20.750				
170	P ZIMMERMANN	1	174	S WHITE	5	N/A	P MELLOR	20.882				
170	L HENDERSON	1	174	R HEATON	5	N/A	A CARTER	21.625				
170	G HADDON (26)	1	174	A HARTLEY	5	N/A	L ELMORE	21.786				
170	T MAKUNI	1	174	G HADDON (143)	5	N/A	P PURKIS	22.667				
170	R HEATON	1	178	P DUNNE	4	N/A	H VD HEUVEL	22.917				

ADULT STATISTICS 1992-2024, AFTER DHORC 693

Sheet 5 of 5 (Note: Highlighted Names are Current 2024 Members, CS = Best Consecutive Results)

POLES				IQR's				WINS				FASTEST LAPS				BEST RACE LAPS				CHAMPIONSHIPS		
Pos	ADULT	No	CS	Pos	ADULT	No	CS	Pos	ADULT	No	CS	Pos	ADULT	No	CS	Pos	ADULT	No	CS	YEAR	ADULT	
1	L PATEMAN	130	(7)	1	L PATEMAN	510	(19)	1	L PATEMAN	122	(4)	1	L PATEMAN	266	(14)	1	L PATEMAN	191	(6)	1992	N SISMEY	
2	M CHADWICK	101	(8)	2	N SISMEY	400	(5)	2	S GOODLIP	93	(5)	2	A SMITH	66	(6)	2	N SISMEY	91	(5)	1993	J TAGUE	
3	S GOODLIP	95	(7)	3	S GOODLIP	352	(6)	3	N SISMEY	86	(4)	3	S GOODLIP	65	(5)	3	S GOODLIP	75	(3)	1994	J TAGUE	
4	N SISMEY	86	(3)	4	M CHADWICK	304	(10)	4	M CHADWICK	83	(7)	4	N SISMEY	51	(4)	4	A SMITH	72	(3)	1995	J TAGUE (3)	
5	A SMITH	86	(4)	5	J SISMEY	210	(8)	5	J SISMEY	59	(3)	5	J TAGUE	48	(5)	5	M CHADWICK	66	(3)	1996	M CHADWICK	
6	J SISMEY	50	(4)	6	W LANDER	183	(16)	6	A SMITH	58	(3)	6	J SISMEY	38	(4)	6	J SISMEY	39	(3)	1997	M CHADWICK	
7	W LANDER	42	(11)	7	A SMITH	179	(4)	7	W LANDER	41	(9)	7	W LANDER	28	(5)	7	W LANDER	37	(11)	1998	N SISMEY	
8	J TAGUE	26	(4)	8	J TAGUE	126	(5)	8	P REES	29	(2)	8	M CHADWICK	22	(2)	8	J TAGUE	28	(3)	1999	N SISMEY	
9	P REES	19	(2)	9	P REES	104	(3)	9	J TAGUE	28	(4)	9	A McPEAKE	13	(2)	9	P REES	24	(2)	2000	M CHADWICK	
10	A McPEAKE	16		10	A McPEAKE	101	(4)	10	A McPEAKE	16	(2)	10	P REES	13	(3)	10	A McPEAKE	13		2001	M CHADWICK	
11	J LYMER	14		11	J NEALE	45	(6)	11	J LYMER	13	(2)	11	J NEALE	8	(2)	11	L SMITH	10	(2)	2002	S GOODLIP	
12	J NEALE	9	(3)	12	L SMITH	37	(3)	12	J NEALE	9	(2)	12	L SMITH	7		12	D GARBETT	7		2003	L PATEMAN	
13	L SMITH	6		13	J LYMER	36	(3)	13	S ANAND	5		13	C ROYTHORNE	6		13	J NEALE	6		2004	L PATEMAN	
14	T BALDOCK	5	(2)	14	D GARBETT	30	(3)	14	M ALLSOPP	5		14	D GARBETT	5		14	M ALLSOPP	6		2005	M CHADWICK (5)	
14	D GARBETT	5		15	S ANAND	25	(2)	15	T BALDOCK	5		15	T BALDOCK	4		15	J LYMER	5		2006	W LANDER	
16	S ANAND	3		16	M ALLSOPP	21	(2)	16	C ROYTHORNE	4		16	T CHADWICK	4		16	T CHADWICK	4		2007	W LANDER	
16	S REVITT	3	(2)	17	T BALDOCK	19	(8)	16	L SMITH	4	(2)	15	A BULLOCK	4		16	T BALDOCK	4	(2)	2008	W LANDER (3)	
16	P LEVERS	3		18	G PEACH	17	(3)	16	D GARBETT	4		15	C BOWLES	4	(2)	18	S ANAND	3		2009	J SISMEY	
16	J LAMB	3		19	A TURNBULL	15	(2)	16	A TURNBULL	4		19	D BRENTNALL	3		19	S REVITT	2	(2)	2010	L PATEMAN	
20	S LANDER	2		20	C ROYTHORNE	12	(2)	20	S LANDER	3		19	G PEACH	3		19	D BRENTNALL	2		2011	L PATEMAN	
20	D McPEAKE	2		20	S LANDER	12	(2)	20	G PEACH	3		19	J LYMER	3		19	D McPEAKE	2		2012	L PATEMAN (5)	
20	A BULLOCK	2		22	D McPEAKE	11		22	S REVITT	2		19	J LAMB	3		19	R BLAKE	2		2013	J SISMEY	
20	C ROYTHORNE	2		23	S REVITT	10	(5)	22	AJ McPEAKE	2		23	S REVITT	2		19	K LYE	2		2014	J SISMEY (3)	
20	G PEACH	2	(2)	23	T CHADWICK	10		22	R SEAMAN	2		23	A DAVIES	2	(2)	19	P LEVERS	2		2015	N SISMEY (4)	
20	C BOWLES	2		23	A BULLOCK	10	(3)	22	D McPEAKE	2		23	A TURNBULL	2		19	J LAMB	2		2016	S GOODLIP	
20	A TURNBULL	2		26	T MEASHAM	9		22	T CHADWICK	2		26	M ROGERS	1		19	C ROYTHORNE	2		2017	S GOODLIP	
27	T MEASHAM	1		26	P LEVERS	9		22	J LAMB	2		19	G PEACH	2		19	G PEACH	2		2018	S GOODLIP	
27	K LYE	1		26	J LAMB	9	(3)	22	R LITHERLAND	2		26	AJ McPEAKE	1		19	A TURNBULL	2		2019	A SMITH	
27	A DAVIES	1		29	N LAMBERT	7		29	K LYE	1		26	D McPEAKE	1		19	C BOWLES	2		2020	N/A	
27	R LITHERLAND	1		30	T DINGLEY	6		29	R HILL	1		26	B JOHNSON	1		19	JJ HUGHES-DOWD	2		2021	A SMITH	
				30	R LITHERLAND	6	(2)	29	R BLAKE	1		26	S LANDER	1		31	M ROGERS	1		2022	A SMITH (3)	
				32	AJ McPEAKE	5	(2)	29	P LEVERS	1		26	R SEAMAN	1		31	S MINNIS	1		2023	S GOODLIP (5)	
				32	R SEAMAN	5	(3)	29	J ROYTHORNE	1		26	G WESTON	1		31	I BRENTNALL	1				
				32	J LEVERS	5		29	S SMITH	1		26	T MEASHAM	1		31	S PANK	1				
				35	M ROGERS	4		29	C BOWLES	1		26	J LEVERS	1		31	T DINGLEY	1				
				35	S MINNIS	4		29	JJ HUGHES-DOWD	1		26	R BLAKE	1		31	S LANDER	1				
				35	K LYE	4						26	S ANAND	1		31	G WESTON	1				
				35	C BOWLES	4						26	P LEVERS	1		31	J LEVERS	1				
				39	D BRENTNALL	3						26	J ROYTHORNE	1		31	R HILL	1				
				39	R BLAKE	3						26	K ALCOCK	1		31	S SUMNER	1				
				39	R CROSSLAND	3						26	J ROYTHORNE	1		31	R CROSSLAND	1				
				42	I BRENTNALL	2						26	J HUGHES-DOWD	1		31	J ROYTHORNE	1				
				42	R MASTERS	2										31	S SMITH	1				
				44	P FOXLEY	1																
				44	S PANK	1																
				44	G WESTON	1																
				44	A FEARN	1																
				44	K PAYNE	1																
				44	J ROYTHORNE	1																
				44	K ALCOCK	1																
				44	A DAVIES	1																
				44	JJ HUGHES-DOWD	1																
				44	J CHELL	1																

IQR Means Individual Qualifying Rounds I.E. Yellow, Green, Red and Blue Lane on a Normal Club Night

JUNIOR STATISTICS 1992-2024 - AFTER DHORC 693

Sheet 1 of 4 (Note: Highlighted Names are Current 2024 Members, CS = Best Consecutive Results)

MEETINGS ATTENDED			RACES COMPLETED			DRIVER RANKING			FINALS WON			
Pos	JUNIOR	No	Pos	JUNIOR	No	Pos	JUNIOR	SCORE	Pos	JUNIOR	No	CS
1	A TURNBULL	152	1	R LITHERLAND	917	1	* L SMITH	1.113	1	R LITHERLAND	61	(5)
1	R LITHERLAND	152	2	A TURNBULL	905	2	* A HUGHES	1.175	2	J HENRY	59	(3)
3	T CHADWICK	147	3	L TURNBULL	807	3	* AJ McPEAKE	1.275	3	A HALL	56	
4	L TURNBULL	133	4	T CHADWICK	774	4	* J MELLOR	1.400	3	A TURNBULL	56	(2)
5	F HOLMES	130	5	F HOLMES	769	5	* J HENRY	1.438	5	T CHADWICK	51	
6	G REYES-ENGLAND	128	6	G REYES-ENGLAND	766	6	* A HALL	1.475	6	J SISMEY	47	
7	J HENRY	127	7	J HENRY	658	7	* JJ HUGHES-DOWD	1.575	7	L BOWLES	40	
8	J SISMEY	120	8	J SISMEY	654	8	* R LITHERLAND	1.600	8	H SMITH	37	(2)
9	H SMITH	113	9	Z ROYTHORNE	602	9	* L BOWLES	1.613	9	J MELLOR	36	
10	R REES	103	10	H SMITH	595	10	* T MEASHAM	1.638	10	L SMITH	33	
11	Z ROYTHORNE	100	11	T MEASHAM	550	11	* A TURNBULL	1.663	11	P CONNALLY	32	(2)
12	P CONNALLY	95	12	L BROOKS	539	12	* T CHADWICK	1.825	12	M MINNIS	31	(2)
13	C BRENTNALL	94	13	B ROYTHORNE	504	13	* J SISMEY	1.838	12	A HUGHES	31	
14	T MEASHAM	93	14	P CONNALLY	500	14	* M MINNIS	2.000	14	AJ McPEAKE	30	(2)
15	B ROYTHORNE	84	15	A HALL	490	15	* J PATEMAN	2.025	14	C BRENTNALL	30	(2)
16	L BROOKS	83	16	C BRENTNALL	486	16	* P CONNALLY	2.175	14	J PATEMAN	30	
17	J MELLOR	82	17	J MELLOR	481	17	* C BRENTNALL	2.275	14	G REYES-ENGLAND	30	
18	A HALL	80	18	R REES	467	18	* C BULLOCK	2.300	18	C BOWLES	28	
19	C BOWLES	78	19	J PATEMAN	428	19	* C BOWLES	2.313	18	L TURNBULL	28	(2)
19	L BOWLES	78	20	C BOWLES	402	20	* K ASHWORTH	2.613	20	F HOLMES	26	
19	J LAWSON	78	21	J LAWSON	397	21	* J WOODHOUSE	2.675	21	B ROYTHORNE	25	(2)
22	T PANK	74	22	C BULLOCK	391	22	* J LAWSON	2.713	21	Z ROYTHORNE	25	(3)
23	J PATEMAN	71	23	K LEVERS	381	23	* N GULL	2.763	23	R REES	24	
24	M MINNIS	68	24	T PANK	378	24	* T PANK	2.800	24	J STEVENSON	23	
25	C BULLOCK	66	25	A HUGHES	372	25	* H SMITH	2.975	24	T MEASHAM	23	(3)
25	K LEVERS	66	25	Ca HOLLAND	372	26	* Z ROYTHORNE	3.038	26	J LAWSON	22	(2)
27	AJ McPEAKE	65	27	J MARTINEZ	369	27	* K LEVERS	3.125	27	L BROOKS	21	(2)
28	A HUGHES	61	28	L BOWLES	353	28	* K ALI	3.188	27	JJ HUGHES-DOWD	21	
28	Ca HOLLAND	61	29	L SMITH	352	29	* L TURNBULL	3.238	29	T PANK	20	
30	J MARTINEZ	59	29	M LITHERLAND	352	30	* B ROYTHORNE	3.250	30	K LEVERS	15	
31	L SMITH	55	31	M MINNIS	343	31	* P WALKER	3.325	31	D BARKER	14	
32	J STEVENSON	54	32	AJ McPEAKE	326	32	* J THOMPSON	3.400	31	M LITHERLAND	14	
33	M LITHERLAND	53	33	B BROOKS	325	33	* J LISTER	3.700	33	J MARTINEZ	13	
34	D BARKER	51	34	D PAUL	308	34	* T GREEN	3.725	34	C DAVENPORT	12	
34	B BROOKS	51	35	L CHADWICK	277	35	* P MARTIN	3.763	34	K ALI	12	
36	D PAUL	49	36	J STEVENSON	276	35	* R COOK	3.763	34	D PAUL	12	(2)
37	S SCHULE	47	37	D BARKER	266	37	* C DAVENPORT	3.775	37	M McNULTY	10	
37	L CHADWICK	47	38	P MARTIN	263	38	* S SLATER	3.813	37	P MARTIN	10	
39	P WALKER	46	39	S BOWMAN	244	39	* K SCHOFIELD	3.888	37	S BOWMAN	10	
40	P MARTIN	45	40	P WALKER	236	40	* K COOK	4.050	40	G HADDON	9	
41	JJ HUGHES-DOWD	43	41	S SCHULE	234	41	* F HOLMES	4.250	40	T GREEN	9	
42	J LISTER	41	41	J LISTER	234	42	* T STEVENSON	4.425	40	N GULL	9	
42	S BOWMAN	41	43	J HAGUES	221	43	* G HADDON	4.500	40	M BRADLEY	9	
44	J HAGUES	38	44	R COOK	197	44	* E HENRY	4.650	40	J THOMPSON	9	
45	T STEVENSON	33	45	M BRADLEY	194	45	* G REYES-ENGLAND	4.738	45	K SCHOFIELD	8	
46	J WOODHOUSE	32	46	D JACKSON	190	46	* A OXSPRING	4.750	45	L CHADWICK	8	
47	K ALI	30	47	I BRADLEY	189	47	* R REES	4.800	45	C BULLOCK	8	
48	M McNULTY	29	48	K ALI	185	48	* M BRADLEY	4.900	45	B BROOKS	8	(2)
48	J BULLOCK	29	48	E JACKSON	185	49	* D BARKER	5.038	45	Ca HOLLAND	8	
48	R COOK	29	50	N BRADFORD	172	50	* J STEVENSON	5.125	45	H TAYLOR	8	

(Driver Ranking = Average Position in Qualifying, Final Position, Fastest Lap & Race Laps Over Last 20 club nights)

JUNIOR STATISTICS 1992-2024 - AFTER DHORC 693

Sheet 2 of 4 (Note: Highlighted Names are Current 2024 Members, CS = Best Consecutive Results)

MEETINGS ATTENDED			RACES COMPLETED			DRIVER RANKING			FINALS WON			
Pos	JUNIOR	No	Pos	JUNIOR	No	Pos	JUNIOR	SCORE	Pos	JUNIOR	No	CS
48	A OXSPRING	29	51	A BRADFORD	169	51	* R HUGHES	5.275	51	R LEY	7	
48	I BRADLEY	29	52	M SEO	163	52	* E WOODHOUSE	5.488	51	A CHATTLE	7	
48	M BRADLEY	29	52	K COOK	163	53	* J ELMORE	5.600	51	A BRADFORD	7	
48	D JACKSON	29	52	A OXSPRING	163	53	* J MARTINEZ	5.600	54	S SLATER	6	(2)
55	C DAVENPORT	28	52	S ROYTHORNE	163	55	* M SEO	5.675	54	P WALKER	6	(2)
55	E HENRY	28	56	N GULL	156	56	* A CHATTLE	5.863	54	G CONNALLY	6	
55	E JACKSON	28	57	M McNULTY	154	57	* L CHADWICK	6.025	54	E HENRY	6	
58	K SCHOFIELD	27	57	J PERRY	154	58	* J WATSON	6.063	54	R COOK	6	
59	N GULL	26	59	R HUGHES	151	59	* M LITHERLAND	6.250	54	E JACKSON	6	
59	N BRADFORD	26	60	J BULLOCK	150	60	* M McNULTY	6.288	54	D JACKSON	6	(2)
61	G HADDON	25	61	C DAVENPORT	149	61	* J BULLOCK	6.300	54	T JAMES	6	(2)
61	A BRADFORD	25	62	JJ HUGHES-DOWD	148	62	* B BROOKS	6.488	54	J HAGUES	6	(2)
61	S ROYTHORNE	25	63	K SCHOFIELD	144	63	* D PAUL	6.550	54	T STEVENSON	6	
64	K COOK	24	64	E HENRY	143	64	* D JACKSON	7.088	64	L HAWLEY	5	
64	J PERRY	24	65	G HADDON	138	65	* H TAYLOR	7.513	64	J BULLOCK	5	
64	J THOMPSON	24	66	A CHATTLE	136	66	* S SCHULE	7.825	64	A HARTLEY	5	(2)
67	A CHATTLE	23	67	L STOTT-ZAFIROPOULOS	135	67	* S BOWMAN	8.050	64	B CARRINGTON	5	
67	L STOTT-ZAFIROPOULOS	23	68	H TAYLOR	134	68	* E STOTT-ZAFIROPOULOS	8.063	64	K ASHWORTH	5	
67	J ELMORE	23	69	K ASHWORTH	132	69	* S MAFFIN	8.275	64	M WARREN	5	
70	J WATSON	22	69	J ELMORE	132	70	* L BROOKS	8.475	64	K COOK	5	
70	R MAFFIN	22	71	T JAMES	131	71	* S MARTINEZ	8.600	64	N BRADFORD	5	
70	T GREEN	22	72	E STOTT-ZAFIROPOULOS	130	72	* T SHARP	8.663	64	I PAUL	5	(2)
70	R HUGHES	22	73	B RILEY	124	73	* L STOTT-ZAFIROPOULOS	8.900	64	J WOODHOUSE	5	
70	E STOTT-ZAFIROPOULOS	22	74	T STEVENSON	123	74	* Ca HOLLAND	8.913	74	A REES	4	
75	K ASHWORTH	21	75	T GREEN	119	75	* R MAFFIN	8.988	74	J WATSON	4	
75	H TAYLOR	21	76	S MARTINEZ	117	76	* N BRADFORD	9.550	74	T SHARP	4	
75	S MARTINEZ	21	77	J WATSON	113	77	* I BRADLEY	9.688	74	M WATTS	4	
75	E WOODHOUSE	21	77	J WOODHOUSE	113	78	* J HAGUES	9.800	74	J LISTER	4	
79	S SLATER	20	79	R MAFFIN	109	79	* S ROYTHORNE	10.000	74	B JEFFRIES	4	
79	T SHARP	20	80	S SLATER	108	80	* A BRADFORD	10.775	74	E STOTT-ZAFIROPOULOS	4	
79	S MAFFIN	20	80	B CARRINGTON	108	81	* T JAMES	10.863	74	L STOTT-ZAFIROPOULOS	4	
79	T JAMES	20	82	T SHARP	103	82	* E JACKSON	12.500	74	J ELMORE	4	
83	B RILEY	19	82	J GRATTON	103	83	* J PERRY	13.813	74	S ROYTHORNE	4	
83	E DOYLE	19	84	S MAFFIN	99	N/A	L CAPEWELL	2.438	74	E DOYLE	4	
85	B CARRINGTON	18	85	M WARREN	98	N/A	S GILLARD	2.725	85	A PANK	3	
86	R LEY	17	86	F McCANDLESS	96	N/A	M WARREN	2.817	85	C CLARK	3	
86	G CONNALLY	17	87	R LEY	92	N/A	JT HUGHES-DOWD	3.083	85	R HUGHES	3	
86	J GRATTON	17	87	J THOMPSON	92	N/A	A WATHEY	3.545	85	J PERRY	3	
89	A HARTLEY	15	89	G CONNALLY	91	N/A	K JACKSON	3.563	85	J BLURTON	3	
89	J MOSEDALE	15	90	A HARTLEY	83	N/A	T REES	3.667	85	JT HUGHES-DOWD	3	
89	M WARREN	15	91	A WATHEY	72	N/A	S TAGUE	3.813	91	C WOODCOCK	2	
92	C KAVANAGH	13	91	J MOSEDALE	72	N/A	A FEARN	3.850	91	Mat McNULTY	2	
92	M WATTS	13	91	B JEFFRIES	72	N/A	E DOYLE	3.895	91	J MOSEDALE	2	
94	J DOBBINS	12	91	E WOODHOUSE	72	N/A	N ZIMMERMANN	3.969	91	D SPENCER	2	
94	F McCANDLESS	12	95	M WATTS	69	N/A	R LEY	4.103	91	N ZIMMERMANN	2	
96	A PANK	11	96	I PAUL	68	N/A	C CLARK	4.179	91	A OXSPRING	2	
96	A WATHEY	11	97	C KAVANAGH	65	N/A	D SPENCER	4.375	91	L BLAKE	2	
96	N McDONALD	11	97	E DOYLE	65	N/A	N BLACK	4.375	91	D JEFFRIES	2	(2)
99	S GILLARD	10	99	D JEFFRIES	62	N/A	M BUCKLEY	4.417	91	J GRATTON	2	
99	A FEARN	10	100	A FEARN	61	N/A	M WESTON	4.438	91	F McCANDLESS	2	

JUNIOR STATISTICS 1992-2024 - AFTER DHORC 693

Sheet 3 of 4 (Note: Highlighted Names are Current 2024 Members, CS = Best Consecutive Results)

MEETINGS ATTENDED			RACES COMPLETED			DRIVER RANKING			FINALS WON			
Pos	JUNIOR	No	Pos	JUNIOR	No	Pos	JUNIOR	SCORE	Pos	JUNIOR	No	CS
99	I MATTHEWS	10	100	I MATTHEWS	61	N/A	T KERR	4.458	91	I BRADLEY	2	
102	L HAWLEY	9	102	J DOBBINS	60	N/A	L BLAKE	4.500	91	E PAUL	2	(2)
102	D NEALE	9	103	A PANK	58	N/A	M YEOMANS	4.563	91	B RILEY	2	
102	C WOODCOCK	9	104	N McDONALD	57	N/A	I MATTHEWS	5.075	91	J McDONALD	2	
102	Mat McNULTY	9	105	J BLURTON	56	N/A	J DOBBINS	5.083	91	T KERR	2	
102	B JEFFRIES	9	106	Ca BLURTON	55	N/A	N McDONALD	5.114	106	S GILLARD	1	
102	D JEFFRIES	9	107	E PAUL	54	N/A	J GRAHAM	5.188	106	C KAVANAGH	1	
102	I PAUL	9	108	N ZIMMERMANN	51	N/A	A HARTLEY	5.212	106	D NEALE	1	
102	E PAUL	9	109	S GILLARD	50	N/A	B REES	5.350	106	A MILNER	1	
110	M SEO	8	109	L HAWLEY	50	N/A	J MOSEDALE	5.462	106	T REES	1	
110	TI REES	8	111	S LIVESEY	49	N/A	M WILLIS	5.750	106	R MAFFIN	1	
110	C BARTLETT	8	112	C BARTLETT	48	N/A	B CARRINGTON	5.847	106	T ALLDREAD	1	
110	Ca BLURTON	8	113	Mat McNULTY	47	N/A	J McDONALD	6.458	106	M HART	1	
110	J BLURTON	8	114	C WOODCOCK	46	N/A	B JEFFRIES	6.472	106	S MAFFIN	1	
115	A MILNER	7	115	D NEALE	44	N/A	L BELL	6.550	106	D GEBAUERS	1	
115	A REES	7	116	C CLARK	41	N/A	D GEBAUERS	6.750	106	L BELL	1	
115	C CLARK	7	117	TI REES	40	N/A	D NEALE	7.083	106	M SEO	1	
115	N ZIMMERMANN	7	118	A REES	38	N/A	L HAWLEY	7.083	106	A FEARN	1	
115	M BUCKLEY	7	118	J McDONALD	38	N/A	D JEFFRIES	7.111	106	I MATTHEWS	1	
120	M HART	6	120	A MILNER	36	N/A	Mat McNULTY	7.167	106	M WILLIS	1	
120	S LIVESEY	6	121	B REES	35	N/A	C BARTLETT	7.344	106	B REES	1	
120	SM BLURTON	6	122	M BUCKLEY	33	N/A	J GRATTON	7.426	106	S TAGUE	1	
120	J McDONALD	6	123	M HART	31	N/A	M WATTS	7.519	106	L CAPEWELL	1	
120	T KERR	6	123	A PARKIN	31	N/A	C WOODCOCK	8.058	106	M BUCKLEY	1	
120	JT HUGHES-DOWD	6	123	SM BLURTON	31	N/A	R FREEMAN	8.417	106	S LIVESEY	1	
126	L BELL	5	126	L PARKIN	30	N/A	H MOHAMMED	8.500	106	L PARKIN	1	
126	B REES	5	127	K JACKSON	29	N/A	G CONNALLY	8.588	106	A PARKIN	1	
126	L BLAKE	5	127	M WESTON	29	N/A	B RILEY	8.697	106	R FREEMAN	1	
126	A PARKIN	5	127	R FREEMAN	29	N/A	A STOTT	8.750	106	S MARTINEZ	1	
126	L PARKIN	5	130	L BELL	26	N/A	A MILNER	8.786	106	E DOYLE	1	
131	D SPENCER	4	130	M YEOMANS	26	N/A	M HART	9.417	106	J GRAHAM	1	
131	M YEOMANS	4	132	S TAGUE	24	N/A	Ca BLURTON	9.594				
131	M WILLIS	4	132	T KERR	24	N/A	J BLURTON	9.781				
131	S TAGUE	4	132	JT HUGHES-DOWD	24	N/A	A PANK	10.114				
131	K JACKSON	4	135	D SPENCER	23	N/A	T ALLDREAD	10.167				
131	L CAPEWELL	4	136	M WILLIS	20	N/A	E GIBBS	10.417				
131	M WESTON	4	136	L CAPEWELL	20	N/A	F McCANDLESS	10.558				
131	J GRAHAM	4	136	J GRAHAM	17	N/A	C KAVANAGH	10.692				
139	T REES	3	139	T REES	16	N/A	TI REES	10.719				
139	D ALLDREAD	3	139	T ALLDREAD	16	N/A	D ALLDREAD	10.750				
139	T ALLDREAD	3	139	D GEBAUERS	16	N/A	A REES	10.786				
139	D GEBAUERS	3	142	D ALLDREAD	15	N/A	SM BLURTON	10.833				
139	E GIBBS	3	142	E GIBBS	15	N/A	A PARKIN	11.300				
139	R FREEMAN	3	144	H MOHAMMED	14	N/A	E PAUL	11.606				
145	N BLACK	2	145	L BLAKE	13	N/A	L PARKIN	12.900				
146	H MOHAMMED	1	146	N BLACK	10	N/A	S LIVESEY	13.083				
146	A STOTT	1	147	A STOTT	5	N/A	I PAUL	13.667				

Outright Track Record Holders After DHORC 693

Adults

Pos	Name	Qualifying	F1	GC	F1	GC	Total
			Fastest Laps	Fastest Laps	Race Laps	Race Laps	
1	L Pateman	35	44	60	29	49	217
2	S Goodlip	24	41	11	32	18	126
3	A Smith	37	10	33	13	29	122
4	N Sismey	16	8	12	16	16	68
5	J Sismey	15	7	8	13	12	55
6	M Chadwick	12			8	9	29
7	W Lander	8	5	3	6		22
8	P Rees	3	4		11	3	21
9	A McPeake	4	3	5	7		19
10	J Tague	4	3	2	2	5	16
11	J Lymer	4	2	1	2	1	10
12	T Baldock	3	1	1	1	2	8
13	D Garbett	1	1	1	3	1	7
14	A Turnbull	1	2		3		6
14	L Smith	2	1	3			6
16	C Roythorne		2	2		1	5
17	J Neale				2	1	3
17	S Anand	1			1	1	3
17	T Chadwick		1		2		3
17	J Lamb	1		1	1		3
17	JJ Hughes-Dowd		1		2		3
22	M Allsopp				2		2
22	S Lander			1	1		2
22	C Bowles	1	1				2
25	G Peach		1				1
25	D McPeake		1				1
25	J Roythorne				1		1
25	S Smith				1		1
25	R Litherland	1					1
25	S Pank				1		1
Total		173	139	144	160	148	764

Note: Some Records Can Be Held By More Than One Member - **Highlighted Names 2024 Members**

Outright Track Record Holders After DHORC 693

Juniors

Pos	Name	Qualifying	F1	GC	F1	GC	Total
			Fastest Laps	Fastest Laps	Race Laps	Race Laps	
1	A Turnbull	31	22	16	34	17	120
2	R Litherland	24	21	26	13	28	112
3	J Sismey	15	15	12	11	17	70
4	A Hall	12	8	6	13	11	50
5	T Chadwick	7	6	10	7	19	49
6	AJ McPeake	10	9	4	9	4	36
7	JJ Hughes-Dowd	13	6	4	8	3	34
8	L Bowles	12	3	5	4	8	32
9	T Measham	6	4	1	13	3	27
9	J Henry	2	9	5	9	2	27
11	J Mellor	10	4	4	2	4	24
11	H Smith	7	5	5	3	4	24
13	M Minnis	6	2	4	2	5	19
14	Z Roythorne	2	2	6		8	18
15	J Pateman	4	4	5	1	3	17
16	B Roythorne	1	1	6		2	10
17	F Holmes	1	3	2	3		9
17	C Brentnall		2	3		4	9
19	A Hughes	2	1	5			8
19	L Smith		4		4		8
21	J Lawson		1	2	2	2	7
22	T Pank		1	3	2		6
22	C Bowles	2	1		1	2	6
22	J Woodhouse	2	1	1	2		6
25	E Woodhouse	2	1	2			5
26	P Connally		1	3			4
26	R Rees	1	1	1		1	4
26	K Ashworth	1	1	1		1	4
26	L Turnbull	1	1		2		4
30	K Levers		1		1	1	3
31	P Martin		1		1		2
31	N Gull		1		1		2
33	Ca Holland			1			1
33	E Henry		1				1
33	C Clark					1	1
33	K Ali				1		1
33	B Brooks				1		1
33	J Elmore		1				1
33	S Roythorne			1			1
33	JT Hughes-Dowd	1					1
33	A Hartley			1			1
Total		175	145	145	150	150	765

Note: Some Records Can Be Held By More Than One Member - Highlighted Names 2024 Members

Current Members Best Ever Position Records after DHORC 693																			
Qualifying				Final Position				Fastest Laps				Race Laps							
Pos	Adult	DHORC	Gap	Date	Pos	Adult	DHORC	Gap	Date	Pos	Adult	DHORC	Gap	Date	Pos	Adult	DHORC	Gap	Date
1	A Smith	693	0	30-Apr-24	1	A Smith	693	0	30-Apr-24	1	A Smith	693	0	30-Apr-24	1	A Smith	693	0	30-Apr-24
1	L Pate	692	1	30-Apr-24	1	S Goodlip	692	1	30-Apr-24	1	S Goodlip	692	1	30-Apr-24	1	S Goodlip	692	1	30-Apr-24
1	S Goodlip	689	4	12-Mar-24	1	JJ Hughes-Dowd	689	4	12-Mar-24	1	P Rees	690	3	09-Apr-24	1	P Rees	690	3	09-Apr-24
1	R Litherland	685	8	09-Jan-24	1	L Pate	683	10	28-Nov-23	1	L Pate	678	15	03-Oct-23	1	L Pate	689	4	12-Mar-24
1	N Sismey	672	21	25-Jul-23	1	C Bowles	681	12	14-Nov-23	1	N Sismey	672	21	25-Jul-23	1	JJ Hughes-Dowd	685	8	09-Jan-24
1	A Turnbull	671	22	25-Jul-23	1	A Turnbull	675	18	08-Aug-23	1	C Bowles	669	24	18-Jul-23	1	N Sismey	673	20	25-Jul-23
1	P Rees	661	32	21-Feb-23	1	N Sismey	673	20	25-Jul-23	1	A Turnbull	625	68	19-Oct-22	1	S Smith	671	22	25-Jul-23
1	C Bowles	647	46	09-Aug-22	1	S Smith	671	22	25-Jul-23	1	L Smith	591	102	23-Feb-19	1	C Bowles	653	40	08-Nov-22
1	L Smith	591	102	23-Feb-19	1	P Rees	665	28	02-May-23	1	G Peach	565	128	24-Feb-18	1	A Turnbull	635	58	22-Feb-22
1	G Peach	565	128	24-Feb-18	1	R Litherland	652	41	18-Oct-22	1	B Johnson	132	561	16-Nov-99	1	L Smith	579	114	04-Sep-18
2	A Woodhouse	674	19	25-Jul-23	1	L Smith	566	127	24-Feb-18	2	R Litherland	624	69	28-Sep-21	1	G Peach	565	128	24-Feb-18
4	JJ Hughes-Dowd	690	3	09-Apr-24	1	G Peach	537	156	25-Feb-17	3	L Blacker	691	2	09-Apr-24	2	R Litherland	624	69	28-Sep-21
4	J Hughes-Dowd	671	22	25-Jul-23	3	L Blacker	673	20	25-Jul-23	4	S Smith	671	22	25-Jul-23	3	L Blacker	674	19	25-Jul-23
4	D Turnbull	658	35	13-Dec-22	3	A Woodhouse	672	21	25-Jul-23	4	D Turnbull	564	129	24-Feb-18	3	A Woodhouse	672	21	25-Jul-23
4	L Blacker	650	43	27-Sep-22	3	D Turnbull	527	166	13-Sep-16	5	D Hughes-Dowd	690	3	09-Apr-24	4	S Gray	672	21	25-Jul-23
5	S Smith	671	22	25-Jul-23	4	S Gray	672	21	25-Jul-23	5	A Woodhouse	674	19	25-Jul-23	5	D Latham	672	21	25-Jul-23
5	S Gray	627	66	09-Nov-21	5	D Latham	672	21	25-Jul-23	6	JT Hughes-Dowd	691	2	09-Apr-24	5	D Turnbull	596	97	09-Apr-19
5	B Johnson	242	451	11-Jan-05	6	R Lawson	530	163	18-Oct-16	6	D Latham	671	22	25-Jul-23	6	JT Hughes-Dowd	691	2	09-Apr-24
6	JT Hughes-Dowd	691	2	09-Apr-24	6	B Johnson	236	457	28-Sep-04	6	JJ Hughes-Dowd	670	23	18-Jul-23	6	R Lawson	530	163	18-Oct-16
6	D Latham	674	19	25-Jul-23	7	D Hughes-Dowd	691	2	09-Apr-24	6	H Smith	658	35	13-Dec-22	6	B Johnson	132	561	16-Nov-99
7	H Smith	672	21	25-Jul-23	7	J Lawson	650	43	27-Sep-22	6	J Lawson	650	43	27-Sep-22	7	D Hughes-Dowd	691	2	09-Apr-24
7	M Dutton	649	44	27-Sep-22	8	H Smith	657	36	13-Dec-22	6	S Gray	635	58	22-Feb-22	8	H Smith	657	36	13-Dec-22
7	R Lawson	629	64	30-Nov-21	8	M Dutton	649	44	27-Sep-22	7	M Dutton	672	21	25-Jul-23	8	J Lawson	650	43	27-Sep-22
8	M Graham	690	3	09-Apr-24	10	JT Hughes-Dowd	690	3	09-Apr-24	8	R Lawson	530	163	18-Oct-16	8	M Dutton	647	46	09-Aug-22
8	J Lawson	650	43	27-Sep-22	13	A Stevenson	679	14	17-Oct-23	10	A Stevenson	677	16	12-Sep-23	10	A Stevenson	667	26	23-May-23
9	A Stevenson	690	3	09-Apr-24	14	M Graham	690	3	09-Apr-24	12	M Graham	690	3	09-Apr-24	11	M Graham	690	3	09-Apr-24
1	JJ Hughes-Dowd	693	0	30-Apr-24	1	JJ Hughes-Dowd	693	0	30-Apr-24	1	JJ Hughes-Dowd	693	0	30-Apr-24	1	JJ Hughes-Dowd	693	0	30-Apr-24
1	JT Hughes-Dowd	691	2	09-Apr-24	1	JT Hughes-Dowd	691	2	09-Apr-24	1	J Woodhouse	684	9	28-Nov-23	1	J Lawson	691	2	09-Apr-24
1	J Woodhouse	685	8	09-Jan-24	1	J Woodhouse	673	20	25-Jul-23	1	J Lawson	678	15	03-Oct-23	1	J Woodhouse	673	20	25-Jul-23
1	E Woodhouse	674	19	25-Jul-23	1	J Lawson	656	37	29-Nov-22	1	E Woodhouse	674	19	25-Jul-23	2	JT Hughes-Dowd	688	5	20-Feb-24
1	J Lawson	656	37	29-Nov-22	2	J Stevenson	653	40	08-Nov-22	2	JT Hughes-Dowd	688	5	20-Feb-24	3	T Stevenson	670	23	18-Jul-23
3	T Stevenson	661	32	21-Feb-23	3	J Graham	689	4	12-Mar-24	3	T Stevenson	685	8	09-Jan-24	4	J Graham	689	4	12-Mar-24
4	J Graham	691	2	12-Mar-24	4	E Woodhouse	671	22	25-Jul-23	5	J Graham	689	4	12-Mar-24	5	E Woodhouse	663	30	14-Mar-23

Distance Covered In DHORC Club Championship 2024

Pos	Competitor	Class	Laps	Feet	Feet / Race	Miles	Races
1	A Smith	A	832.7	91,914	2,785	17.4	33
2	L Blacker	A	826.0	88,068	2,318	16.7	38
3	N Sismey	A	752.7	83,762	2,464	15.9	34
4	P Rees	A	736.4	81,854	2,339	15.5	35
5	JJ Hughes-Dowd	J	680.4	74,783	2,199	14.2	34
6	A Woodhouse	A	626.8	69,414	2,103	13.1	33
7	L Pateman	A	552.4	67,853	2,423	12.9	28
8	J Woodhouse	J	596.3	65,742	1,992	12.5	33
9	S Gray	A	584.6	64,427	1,895	12.2	34
10	S Goodlip	A	478.8	60,628	2,636	11.5	23
11	D Hughes-Dowd	A	535.0	57,327	1,977	10.9	29
12	B Johnson	A	514.5	56,317	2,011	10.7	28
13	R Litherland	A	548.8	56,058	2,548	10.6	22
14	A Stevenson	A	516.4	55,642	1,987	10.5	28
15	G Peach	A	423.4	55,393	2,518	10.5	22
16	D Turnbull	A	408.5	51,495	2,239	9.8	23
17	T Stevenson	J	450.1	49,165	1,695	9.3	29
18	D Latham	A	411.7	48,955	2,128	9.3	23
19	C Bowles	A	349.4	43,827	2,435	8.3	18
20	JT Hughes-Dowd	J	434.6	43,743	1,823	8.3	24
21	JJ Hughes-Dowd	A	334.3	37,767	2,222	7.2	17
22	R Lawson	A	372.9	35,923	2,113	6.8	17
23	J Lawson	J	337.1	32,849	1,932	6.2	17
24	M Graham	A	328.8	29,510	1,844	5.6	16
25	L Smith	A	232.1	27,931	2,328	5.3	12
26	J Graham	J	289.6	25,906	1,524	4.9	17
27	M Dutson	A	158.7	19,120	1,912	3.6	10
28	JT Hughes-Dowd	A	178.7	19,100	2,122	3.6	9
29	E Woodhouse	J	179.5	17,132	1,428	3.2	12
30	A Turnbull	A	113.0	16,545	2,758	3.1	6
31	H Smith	A	102.3	14,979	2,140	2.8	7
32	S Smith	A	86.1	12,607	2,101	2.4	6
33	J Lawson	A	90.3	8,595	2,149	1.6	4
Pos	Competitor	Class	14,062.9	1,564,330.8	2,154.2	296.3	721.0

Next Circuit

Trois-Rivières



Where Do We Race Next?

What Are The Records?

Who Has Been On The Podium?

Circuit History

The **Circuit Trois-Rivières** is a street circuit in Trois-Rivières, Quebec, Canada. The circuit has been the home of the annual Grand Prix de Trois-Rivières, the longest-running street race in North America, since 1967. The circuit is located on the Terrain de l'Exposition (fairgrounds) and is unusual in that it passes through Porte Duplessis, the narrow concrete gateway of the grounds at turn 3.

Throughout its history the circuit has hosted numerous major North American racing series including the American Le Mans Series, the Grand-Am Rolex Sports Car Series, the Trans-Am Series, Can-Am, Indy Lights and Formula Atlantic.

The Grand Prix has been headlined by the NASCAR Pinty's Series since 2007 (except 2020), and from 2014 until 2019 it was expanded to two weekends when it was joined by the FIA World Rallycross Championship and its World RX of Canada race.

Rounds 10 & 11		Trois-Rivières (Canada)		Rounds 30 & 31		
Previous Results						
		Adults		1st	2nd	3rd
DHORC 694	F1	14-May	2024	83' 8"		
DHORC 695	GC	14-May	2024	83' 8"		
		Juniors		1st	2nd	3rd
DHORC 694	F1	14-May	2024	83' 8"		
DHORC 695	GC	14-May	2024	83' 8"		
Circuit Records			Lap Length 83' 8"			
Qualifying						
F1/GC	TBA					
F1	TBA					
GC	TBA					
Fastest Laps						
F1	TBA					
GC	TBA					
Race Laps						
F1	TBA					
GC	TBA					
Final Points						
Points	TBA					

The diagram shows a triangular street circuit with 9 numbered turns. A legend indicates track widths: 18" (green), 15" (red), 12" (blue), and 9" (yellow). A red star icon indicates 'Power Inputs'. The text 'TROIS-RIVIÈRES GP3R 83'8"' and a Canadian flag are also present.

DHORC 694 & 695

Visit dhorc.co.uk or Find us on **facebook**

Derby HO Racing Club **f**
www.dhorc.co.uk

dhorc
Home of HO Le Mans

TOMY AFX
TYCO

Club Night
R&R



Rules & Regulations 2024



Derby HO Racing Club **f** www.dhorc.co.uk

dhorc
Home of HO Le Mans

TOMY AFX
TYCO

Derby HO Racing Club **f** www.dhorc.co.uk

dhorc
Home of HO Le Mans

Carrera
DIGITAL

<https://www.dhorc.co.uk/images/ruleimages/RR24.pdf>



LEXAN BODY CATALOGUE

Legends

SWB = 38mm (1.5")
between axle centres

LWB = 41mm (1.6")
between axle centres



AC Cobra
Convertible
LWB



Acura NSX
GT3 2017
LWB
30mm Clip



Alfa Romeo 155
Touring Car
LWB
29mm Clip



Alfa Romeo
BTCC
LWB
30mm Clip



Alfa Romeo
TZ3 Corsa
SWB
29mm Clip



Aston Martin
Vantage GT3
LWB



Audi
R8LMS GT3
LWB



Audi S3
BTCC
LWB
27mm Clip



Austin
Mini Cooper
SWB
28mm Clip



Bentley
Continental GT3
LWB
30mm Clip










BMW
320i Turbo Grp5
SWB
27mm Clip



BMW 1 Series
BTCC
LWB
29mm Clip








































BMW
M1
SWB
30mm Clip
















			
BMW M3 GT2 LWB 27mm Clip	BMW Z4 GT3 LWB	BMW Z8 Convertible LWB 30mm Clip	Bugatti EB110 SWB 32mm Clip
			
Bugatti Veyron LWB 31mm Clip			
			
Chevrolet Nastruck LWB 30mm Clip	Chevron B19 SWB or LWB 29mm Clip	Corvette C5r GT SWB 30mm Clip	Corvette C7r GT 2017 LWB 31mm Clip
			
Corvette C8r GT3 LWB	Corvette Daytona Prototype SWB 30mm Clip	Corvette 1969 Stingray SWB 30mm Clip	
			
Datsun 240Z SWB 27mm Clip	Datsun Fairlady 2000 LWB 26mm Clip	Dodge Challenger LWB 31mm Clip	

			
Ferrari 250 gt Berlinetta Lusso SWB 30mm Clip	Ferrari 250 GTO LWB 29mm Clip	Ferrari 308 GTb LWB 28mm Clip	Ferrari 365 GTb Daytona SWB 28mm Clip
			
Ferrari 488 Gte LWB 29mm Clip	Ferrari 512 LM SWB or LWB 29mm Clip	Ferrari 575 GTc LWB 30mm Clip	Ferrari 612 Can-Am SWB 32mm Clip
			
Ferrari F40 SWB 32mm Clip	Ferrari Testarossa SWB 32mm Clip	Ford Capri SWB 30mm Clip	Ford Escort SWB 29mm Clip
			
Ford Custom Van LWB 30mm Clip	Ford Focus RS BTCC LWB 29mm Clip	Ford 2006 GT LWB 29mm Clip	Ford 2016 GT LWB Body Pins Only
			
Ford GT40 SWB 29mm Clip	Ford 2005 Mustang LWB 27mm Clip		

			
Honda Civic BTCC LWB 28mm Clip	Honda Integra LWB 28mm Clip	Honda S2000 SWB 26mm Clip	
			
Jaguar D Type LWB 30mm Clip	Jaguar XJ 220 LWB 32mm Clip	Jaguar XJR 5 (Grp 44) SWB 32mm Clip	Jaguar XJR 9 (Grp C) SWB or LWB 33mm Clip
			
Jaguar XKR GT3 LWB 30mm Clip			Koenigsegg CCX LWB 30mm Clip
			
Lamborghini Contach SWB 29mm Clip	Lamborghini Huracan GT3 LWB 32mm Clip	Lamborghini Miura Concept LWB 30mm Clip	Lamborghini Miura Jota SWB 28mm Clip
			
Lancia LC2 SWB 31mm Clip	Lotus Elise LWB 27mm Clip	Lotus Espirit LWB	Lotus Europa LWB 31mm Clip

			
Matchbox Hi-Tailer LWB 33mm Clip	Mazda 787b (Grp C) LWB 30mm Clip	Mazda RX7 SWB 27mm Clip	McLaren F1 GTr LWB
			
McLaren MP4 12C GT3 LWB 28mm Clip	Mercedes Gullwing 300SL SWB	Mercedes 300SLR LWB	Mercedes CLK GTB LWB 30mm Clip
			
Mercedes DTM Car LWB 30mm Clip	MG 6GT BTCC LWB 28mm Clip	Mini Mini Cooper LWB 27mm Clip	Morris Minor LWB 27mm Clip
			
Mustang 1967 GT 500 SWB 30mm Clip	Mustang Mach 1 SWB 30mm Clip		
			
Nascar SWB 32mm Clip	Nissan 300ZX SWB 31mm Clip	Nissan March 86G Gtp SWB or LWB 30mm Clip	Nissan R390 GT LWB 32mm Clip

			
Nissan 1989 R89C LWB 32mm Clip	Nissan 1977 Skyline GT-R LWB 27mm Clip	Nissan R32 Skyline SWB 30mm Clip	Nissan Grp C SWB 32mm Clip
			
Pagani Huayra LWB 29mm Clip	Pagini Zonda C12 LWB 30mm Clip	Panoz 1999 LMP-1 LWB 32mm Clip	Peugeot 905 Grp C SWB or LWB 31mm Clip
			
Pontiac 1977 Firebird LWB 30mm Clip	Porsche 908 SWB 29mm Clip	Porsche 910 LWB 32mm Clip	Porsche 911 GT3 SWB 27mm Clip
			
Porsche 911 Turbo RSR GT3 LWB 28mm Clip	Porsche 917 SWB or LWB 31mm Clip	Porsche 934 Turbo RSR SWB 26mm Clip	Porsche 935 Turbo SWB 28mm Clip
			
Porsche 956 Grp C SWB 31mm Clip	Porsche 959 SWB 29mm Clip	Porsche 962 Grp C LWB 32mm Clip	

			
Renault Clio Cup Car LWB 30mm Clip	Renault Clio V6 LWB 29mm Clip	Renault Megane Trophy LWB 30mm Clip	Renault RS01 GT LWB 28mm Clip
			
Saleen S7 LWB	Sauber Mercedes C11 Grp C SWB or LWB 32mm Clip	Shadow MK 11a LWB 31mm Clip	Shelby Cobra Daytona Coupe SWB 31mm Clip
			
Subaru Levorg BTCC LWB 28mm Clip			
			
Toyota 88C-V Grp C SWB or LWB 32mm Clip	Toyota GT-One LWB	Triumph TR7 LWB 28mm Clip	TVR Sagaris LWB
			
Wiesmann GT MF5 SWB or LWB			Zakspeed Grp 5 Capri SWB or LWB 30mm Clip

Where is DHORC?

Derby HO Racing Club 

www.dhorc.co.uk

dhorc



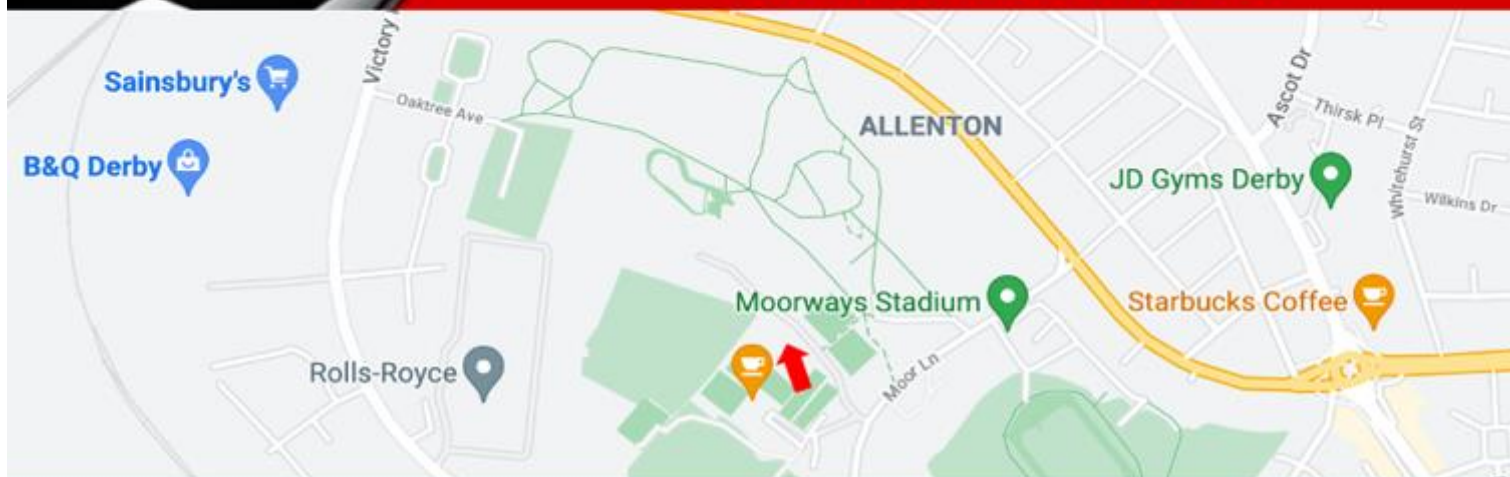
Home of HO Le Mans

TOMY AFX
TYCO

Derby H:O Racing Club
A Record Breaking Club



www.dhorc.co.uk



DHORC's Club Room

DERBY LEISURE
& EVENTS VENUE



Derby Leisure Ltd Table Tennis Room

Derby Leisure Ltd,
Moor Lane, Allenton
Derby, DE24 9HY

Derby HO Racing Club 

www.dhorc.co.uk

dhorc

Home of HO Le Mans

Carrera
DIGITAL

Nick Sismey

sismey80@hotmail.co.uk

07984 339192