

Visit dhorc.co.uk or Find us on **facebook**

Derby HO Racing Club 
www.dhorc.co.uk

dhorc

Home of HO Le Mans

TOMY AFX
TYCO

Club Night

695

Round 11 **Trois-Rivières** – GC 14May24

UK Slot Car Festival



Derby Leisure rebranded
& 100th Anniversary

Derby 
Leisure and Events

JOIN US AS WE CELEBRATE...



100 YEARS OF LEISURE

ADULTS

- 01 A SMITH
- 02 N SISMEY
- 03 P REES

JUNIORS

- 01 JT HUGHES-DOWD
- 02 JJ HUGHES-DOWD
- 03 J WOODHOUSE

31	08	24
DAY	MONTH	YEAR

This Week: Slot Car Festival – Derby Leisure and Events 100th year



About:



History and Key Facts

HO Club founded on 7 July 1992

- DHORC: Derby HO Racing Club ("HO" Is The Scale = 1/64th)
- Section of Derby Leisure Limited, open to all!
- Home of world famous international Le Mans 24 Hour race.
- Smaller scale version of Scalextric, once set up works all night!
- Four and Eight lane circuits
- Computerised timing
- Statistics for every meeting and every member since July 1992
- Over 20 race meetings each year
- 50+ circuit designs, up to 567 feet in length
- Eight-lane routed DHORCingham oval
- Two car categories – Tyco open wheel (F1)
 - Tomy SGP, BSRT, VSR enclosed wheel (GC)



Carrera Digital Club 1st race 18 January 2022

- 1/32nd Carrera Digital GT Cars
- 15 Evenings a year, minimum 3x15-minute races per driver per evening.
- 13 circuits, including 2 Sprint circuits
- Full computerised timing and stats through SmartRace App



The Club Nights and Magazine Coverage

HO

- Racing starts between 18:45 and 19:00 hours – Finished by 21:30 hours
- Minimum of four 3-minute qualifying races & up to two Finals (F1 & GC) for each member
- Championship points for all members
- Magazine produced for every meeting covering every member & track statistic

Carrera Digital

- Racing starts between 18:00 and 18:15 hours – Finished by 21:30 hours
- Magazine produced after each evening
- Championship points for all members
- Rules & regulations booklet covering all the DHORC rules produced each year
- Great family atmosphere, a help-all culture

Membership Fees, Car Costs and Prizes

- Adult £40 and junior (under 16) £20 for HO & Carrera, £50/£25 combined
- Only £50 Total expenditure for two cars HO Cars, £65 one Carrera
- All cars and spares can be bought at club
- Adult, Masters (over 56), Junior (16 & under) HO Championships
- Adult & 70+ Carrera Championships





Editorial 695



What a Festival! This year's Slot Car Festival was certainly the best I have been to so far. **Roger Barker** et al did a fantastic job organising the whole event. It was also great to see so many slot car friends from over the years there. **Stuart Gray, Phil Rees** and I went down there together but went our own ways once we arrived as we all wanted to see different things. In fact I spent more time with our Carrera Digital Member **Victor de Oliveira** than anyone else, just as we kept on bumping into each other. You can see the full report from Page 5 in the News & Views.



Derby Leisure and Events Venue has rebranded to Derby Leisure and Events and will celebrate their 100th Anniversary on 31 Aug 24, which we are supporting. Please see Page 13.

Congratulations to **Angus Smith** for taking his sixth Adult win of the year, to **Phil Rees** for taking his fourth Masters win and to **JT Hughes-Dowd** for taking his second Junior victory.

Nick Sismey

Front Cover: Jenson Woodhouse & Jimmy Graham both took thirds at Trois Rivières.

Derby HO Racing Club		Committee...2024		Derby HO Racing Club	
Chairman / Treasurer	Nick Sismey	M 07984 339 192	sismey80@hotmail.co.uk		
Vice Chairman	Phil Rees	M 07912 378 652	dhorcman.p.r@ntlworld.com		
Secretary	Laura Edwards	M 07501 217 254	laurabubbles07@hotmail.co.uk		
HO Spares	Geoff Peach	M 07443 585 902	geoff@geoffpeach.com		
HO Race Control	Dan Turnbull	M 07751 302 255	danieltturnbull@btinternet.com		
HO Carrera Digital Race Control	Lewis Blacker	M 07713 059 906	lewisjayblacker@outlook.com		
Carrera Digital Race Control	Dean Garbett	M 07964 854 084	garbett@d@sky.com		
HO Carrera Digital Scrutineer	Angus Smith	M 07591 813 431	angus@angusmith500.plus.com		
HO Carrera Digital Scrutineer	Simon Goodlip	M 07803 551708	simon.goodlip@sky.com		
Carrera Digital	Steve White	M 07859 999 480	wslotcarsteve@gmail.com		

DL&EV SLOT CAR MAGAZINE IS PUBLISHED AND COPYRIGHT 2024 BY DHORC, AND NO PORTION MAY BE REPRODUCED OR TRANSMITTED WITHOUT WRITTEN PERMISSION, AND MAY CONTAIN ARTICLES AND GRAPHICS REPRINTED WITH THE PERMISSION OF THE ORIGINAL COPYRIGHT HOLDER, WHO RETAINS ALL RIGHTS,

Contents.....695

Page	Details
003	Editorial
004	Contents
005	News & Views Including..... 1. Acknowledgements 2. DHORC's visit to the UK Slot Car Festival - 11May 3. Derby Leisure and Events Venue rebranded 4. Derby Leisure and Events 100th Anniversary
006	2024 Calendar
008	2024 Winners & Continuous Club Night Attendance Records
010	DHORC Official Clothing
012	Slot Cars & Spares
014	Razorlite Lexans HO
015	Race Report – Trois-Rivières GC – 14 May 2024 - Round 11 of 33 Including..... Page 24 - Race Results Page 30 - Best Results Page 34 - Championship Tables
043	Members' Statistics
057	Next Circuit - Watkins Glen – 04 June 2024 - Rounds 12 & 13 of 33
063	Rules and Regulations
064	Razorlite Lexans HO Catalogue



SLOT CARSDIRECT
UK's HO 1/64th Slot Car Specialist
We specialize in Tomy AFX, Viper Scale Racing
and Bulldog Racing Products.

AFX
RACING


Viper Scale Racing

News & Views.....695

1. Acknowledgements for DHORC 695

Phil Rees	Parc Ferme & everything else	Geoff Peach	Marshalling & Spares
John Lamb	Tables	Denis Latham	Marshalling & PA
Angus Smith	Setting Up, Marshalling & PA	Andrew Woodhouse	Marshalling
Stuart Gray	Marshalling & Packing Away (PA)	Jenson Woodhouse	Marshalling
Lewis Blacker	Race Control, Marshalling & PA	Mike Graham	Marshalling
Dan Turnbull	Race Control, Marshalling & PA	Jimmy Graham	Marshalling
Simon Goodlip	Parc Ferme, Marshalling & PA	Dan Hughes-Dowd	Marshalling & PA
JT Hughes-Dowd	Marshalling & Packing Away	JJ Hughes-Dowd	Marshalling & PA
Russell Lawson	Biscuits, Marshalling & PA	Jacob Lawson	Marshalling, Biscuit distribution & PA
Leo Sismey	Setting Up		

2. DHORC's visit to the UK Slot Car Festival – 11May.

DHORC was well represented at the UK Slot Car Festival on Saturday 11May24. **Stuart Gray, Phil Rees** and I turned up at the Gaydon British Motor Museum at 10:15 hours and immediately met up with **Dean Garbett**, back on his feet after his knee operation.

As soon as we were inside I met up with **Victor de Oliveira** and spent a lot of my time there with him. Next up was **Mick Smith** and **Lee Patterson**. Mick hasn't been Carrera Digital racing since Oct'23 due to back issues but is hoping to return with Lee later this year. Later in the morning we also met up with **Martin Thorpe** and **Steve White**.



Derby HO Racing Club		HO Calendar 2024			Derby HO Racing Club	
Day	Date	Location	Rounds	Track		
Tuesday	09-Jan	Table Tennis Room	1 (F1) 2 (GC)	Autodromo de Brasilia (New)		
Tuesday	30-Jan	Table Tennis Room	3 (F1)	Jacarepagua		
Tuesday	20-Feb	Table Tennis Room	4 (GC)	Fiorano (New)		
Tuesday	12-Mar	Table Tennis Room	5 (F1)	Jarama		
Tuesday	09-Apr	Table Tennis Room	6 (F1) 7 (GC)	Pukekohe Park (New)		
Tuesday	30-Apr	Table Tennis Room	8 (F1) 9 (GC)	Misano		
Sat/Sun	4/5 May	Donington Park	Corporate 1	Donington Historic Festival		
Tuesday	14-May	Table Tennis Room	10 (F1) 11 (GC)	Trois-Rivières (New)		
Saturday	25-May	Great Northern Classics	Corporate 2	Cars & Coffee		
Sunday	26-May	Donington Park	Corporate 3	British GT		
Tuesday	04-Jun	Table Tennis Room	12 (F1) 13 (GC)	Watkins Glen		
Tuesday	25-Jun	Table Tennis Room	14 (F1) 15 (GC)	Autodromo de Brasilia		
Saturday	29-Jun	Great Northern Classics	Corporate 4	Cars & Coffee		
Tuesday	16-Jul	Table Tennis Room	16 (F1) 17 (GC)	Jacarepagua		
Tuesday	23-Jul	Table Tennis Room	18 (F1) 19 (GC) 20 (F1) 21 (GC)	DHORC Ingham Oval		
Saturday	27-Jul	Great Northern Classics	Corporate 5	Cars & Coffee		
Tuesday	06-Aug	Table Tennis Room	22 (F1) 23 (GC)	Fiorano		
Sat/Sun	10/11 Aug	Donington Park	Corporate 6	Convoy in the Park		
Sunday	18-Aug	Donington Park	Corporate 7	Tunerfest		
Saturday	31-Aug	Osmaston/Kedleston Rm	Corporate 8	DL&EV 100th Anniversary		
Saturday	31-Aug	Great Northern Classics	Corporate 9	Cars & Coffee		
Sat/Sun	07/08 Sep	Donington Park	Corporate 10	British GT		
Tuesday	10-Sep	Table Tennis Room	24 (F1) 25 (GC)	Jarama		
Tuesday	01-Oct	Table Tennis Room	26 (F1) 27 (GC)	Pukekohe Park		
Tuesday	22-Oct	Table Tennis Room	28 (F1) 29 (GC)	Misano		
Tuesday	12-Nov	Table Tennis Room	30 (F1) 31 (GC)	Trois-Rivières		
Tuesday	19-Nov	Table Tennis Room		AGM		
Tuesday	26-Nov	Table Tennis Room	32 (F1) 33 (GC)	Watkins Glen		

Derby HO Racing Club		CD Calendar 2024			Carrera DIGITAL	
Day	Date	Location	Rounds	Track		
Tuesday	02-Jan	Table Tennis Room	Test Night	Interlagos		
Tuesday	16-Jan	Table Tennis Room	1 2 3	Interlagos (New)		
Friday	19-Jan	Table Tennis Room	4 5	Monza (New)		
Saturday	20-Jan	Table Tennis Room	6 7 8 9	Monza		
Tuesday	13-Feb	Table Tennis Room	10 11 12	Interlagos		
Tuesday	27-Feb	Table Tennis Room	Test Night	Shanghai		
Tuesday	19-Mar	Table Tennis Room	13 14 15	Shanghai (New)		
Tuesday	16-Apr	Table Tennis Room	16 17 18/19	Shanghai		
Tuesday	07-May	Table Tennis Room	Test Night	Rockingham		
Tuesday	28-May	Table Tennis Room	20 21 22	Rockingham (New)		
Friday	07-Jun	Table Tennis Room	23 24	Le Mans		
Saturday	08-Jun	Table Tennis Room	25 26 27 28	Le Mans		
Tuesday	18-Jun	Table Tennis Room	29 30 31	Rockingham		
Tuesday	02-Jul	Table Tennis Room	Test Night	Road America		
Tuesday	09-Jul	Table Tennis Room	32 33 34	Road America (New)		
Tuesday	30-Jul	Table Tennis Room	35 36 37	Road America		
Tuesday	20-Aug	Table Tennis Room	Test Night	Old Interlagos		
Tuesday	17-Sep	Table Tennis Room	38 39 40/41	Sakhir		
Tuesday	15-Oct	Table Tennis Room	42 43 44	Fuji		
Friday	25-Oct	Table Tennis Room	45 46	Old Interlagos (New)		
Saturday	26-Oct	Table Tennis Room	47 48 49 50	Old Interlagos		
Tuesday	05-Nov	Table Tennis Room	51 52 53	Road Atlanta		
Tuesday	19-Nov	Table Tennis Room		AGM		
Saturday	23-Nov	Table Tennis Room	DISCA/DHORC	Fuji 6 Hours - Oxigen/Carrera WEC		
Tuesday	03-Dec	Table Tennis Room	54 55 56	Brands Hatch		



At the Four Lane Blacktop (FLB) 1/32nd track were 10 time DHORC Le Mans winners **Andy Abbott** and **Rob Heaton** together with **Andy Whorton** (all to the left) who runs both FLB and what was the former National HO Championship. **Doug Passell**, founder of the former CHORC HO club, was running his Minic / Tyco set up in another hall. Below was the Scalextric Digital replica of Goodwood, which was running non-magnet 1960 saloons. After 5-minutes racing on there, it reminded me just why we race Carrera Digital track and cars, and with rear magnets.



Winners 2024

F1 Qualifies on **Yellow & Red**, F1 on **Green & Blue** Lanes up to Round 13

Day	Date	Rnd	Track	Final	Adults	Masters	Juniors	Early Parents
Tue	09-Jan	1	Brasilia	F1	S Goodlip	S Goodlip	JJ Hughes-Dowd	A Woodhouse
Tue	09-Jan	2	Brasilia	GC	A Smith	S Goodlip/P Rees	JJ Hughes-Dowd	A Stevenson
Tue	30-Jan	3	Jacarepagua	F1	S Goodlip	S Goodlip (3)	JJ Hughes-Dowd	A Woodhouse
Tue	20-Feb	4	Fiorano	GC	A Smith	A Smith	JJ Hughes-Dowd	R Lawson
Tue	12-Mar	5	Jarama	F1	JJ Hughes-Dowd	S Gray	JJ Hughes-Dowd	A Stevenson (2)
Tue	09-Apr	6	Pukekohe	F1	A Smith	A Smith	JJ Hughes-Dowd	A Woodhouse
Tue	09-Apr	7	Pukekohe	GC	A Smith	A Smith (3)	JT Hughes-Dowd	A Woodhouse
Tue	23-Apr	8	Misano	F1	S Goodlip (3)	N Sismey	JJ Hughes-Dowd	A Woodhouse
Tue	23-Apr	9	Misano	GC	A Smith	P Rees	JJ Hughes-Dowd	A Woodhouse
Tue	14-May	10	Trois-Rivieres	F1	P Rees	P Rees	JJ Hughes-Dowd (9)	A Woodhouse
Tue	14-May	11	Trois-Rivieres	GC	A Smith (6)	P Rees (4)	JT Hughes-Dowd (2)	A Woodhouse (8)
Tue	04-Jun	12	Watkins Glen	F1				
Tue	04-Jun	13	Watkins Glen	GC				
Tue	25-Jun	14	Brasilia	F1				
Tue	25-Jun	15	Brasilia	GC				
Tue	16-Jul	16	Jacarepagua	F1				
Tue	16-Jul	17	Jacarepagua	GC				
Tue	23-Jul	18	DHORCingham	F1				
Tue	23-Jul	19	DHORCingham	GC				
Tue	23-Jul	20	DHORCingham	F1				
Tue	23-Jul	21	DHORCingham	GC				
Tue	06-Aug	22	Fiorano	F1				
Tue	06-Aug	23	Fiorano	GC				
Tue	10-Sep	24	Jarama	F1				
Tue	10-Sep	25	Jarama	GC				
Tue	01-Oct	26	Pukekohe	F1				
Tue	01-Oct	27	Pukekohe	GC				
Tue	22-Oct	28	Misano	F1				
Tue	22-Oct	29	Misano	GC				
Tue	12-Nov	30	Trois-Rivieres	F1				
Tue	12-Nov	31	Trois-Rivieres	GC				
Tue	26-Nov	32	Watkins Glen	F1				
Tue	26-Nov	33	Watkins Glen	GC				

Race Winners



Adults



Angus Smith
Adults

Masters



Phil Rees
Masters

Juniors



JT Hughes-Dowd
Juniors

Early Parents



Andrew Woodhouse
Early Parents

Continuous Club Night Attendance Records

Members below have built up ten or more continuous Club Night attendances, including DHORC 695:-

Nick Sismey	244 Club Nights	Lewis Blacker	67	JJ Hughes-Dowd	45
Andrew Woodhouse	29	Jenson Woodhouse	29	Stuart Gray	18
Angus Smith	18	Phil Rees	11		

Record Continuous Club Night Attendance Nick Sismey 244

Record Continuous Evening Attendance Nick Sismey 210

Record Continuous Club Night Attendance from 1st Race Martin Allsopp 131



Steve Smith (right), founder of the excellent Truspeed hand controllers, had a stall at the Festival. Hopefully he will be attending our Le Mans Carrera Digital event.

Andy Player (left) founder of Worthing HO Racing Club was there with fellow WHO racer **Mike Dadson**. I raced against the latter on the Goodwood track.



FLB members and former Le Mans racers **Alan Twiddy** and **Clive Harland** ran an HO track.

Derby HO Racing Club f
www.dhorc.co.uk

dhorc

Home of HO Le Mans

TOMY APK
TYCO

07984 33932 | dsmey80@hotmail.co.uk

Official Clothing

Derby HO Racing Club f
www.dhorc.co.uk

dhorc

Home of HO Le Mans

Carrera DIGITAL

07984 33932 | dsmey80@hotmail.co.uk



Derby HO Racing Club f
www.dhorc.co.uk

dhorc

Home of HO Le Mans

TOMY APK
TYCO

07984 33932 | dsmey80@hotmail.co.uk

Polo Shirts

Derby HO Racing Club f
www.dhorc.co.uk

dhorc

Home of HO Le Mans

Carrera DIGITAL

07984 33932 | dsmey80@hotmail.co.uk

Polo Shirts



Derby HO Racing Club f
www.dhorc.co.uk

dhorc

Home of HO Le Mans

TOMY APK
TYCO

07984 33932 | dsmey80@hotmail.co.uk

Hoodies

Derby HO Racing Club f
www.dhorc.co.uk

dhorc

Home of HO Le Mans

TOMY APK
TYCO

07984 33932 | dsmey80@hotmail.co.uk

Caps

Contact
Nick Sismey



I met up with Salzburg based **Nicolas Karres** for the first time since he raced at Le Mans'06



Six time Le Mans racer **Callum Norris**



Stuart Gray wanted to buy a colourful McLaren at the Festival. Unfortunately this was the only one there!



My secret photo of **Victor de Oliveira** failed!

The festival seemed the best to date thanks to **Roger Barker** et als' hard work. Phil and Stuart bought themselves a few things but there was nothing we really needed for the club.

Slot car racing seems to be booming again, which can only be good for DHORC. Great to see so many familiar faces there. Roll on 2025.





Slot Cars & Spares



Open Wheel (F1)



Body	£10.00	Bulkhead	£5.00
Chassis	£10.00	Armature	£4.00
Whole Car	£15.00	Crown Gear	£2.00
Pickup Shoes (Pair)	£1.00	Rear Tyres (Pair)	£2.00
Pickup Springs	£0.25	Rear Axle	£3.00
Pinion Gear	£1.00	Guide Pins	£1.00
Front Tyres (Pair)	£1.50	Traction Magnets (Pair)	£2.00
Front Axle	£2.00	Brush Tubes (Pair)	£2.00
Brush Springs (Pair)	£1.00		
Brushes (Pair)	£1.00		
Motor Magnets (Pair)	£2.45		

Enclosed Wheel (GC)



#902 G3 or VSR Chassis	£30.00	#925 G3 Endbell	£6.00
Painted Lexan Body	£10.00	Armature	£4.00
#250B G3 Pickup Shoes (Pair)	£1.00	24T Delrin Crown Gear	£2.00
Pickup Springs	£0.25	Spacer washer	£0.25
#417 7T Delrin Pinion Gear	£1.00	22T VSR Crown Gear	£2.00
SGP Black Pinion	£0.30	Rear Tyres (Pair)	£2.00
#950 G3 Front Tyres (Pair)	£1.50	Rear Axle and Washer	£5.50
Front Axle, Wheels and Tyres	£4.00	Rear Double Flanged Hubs (Pair)	£3.50
Rear Axle and Washer	£5.50	Front Wheels (Pair)	£2.00
Rear Double Flanged Hubs (Pair)	£3.50	VSR Pro Blank Chassis	£8.50
		Front Axle, Hubs & 'O' Rings	£3.00



Updated 11Apr24

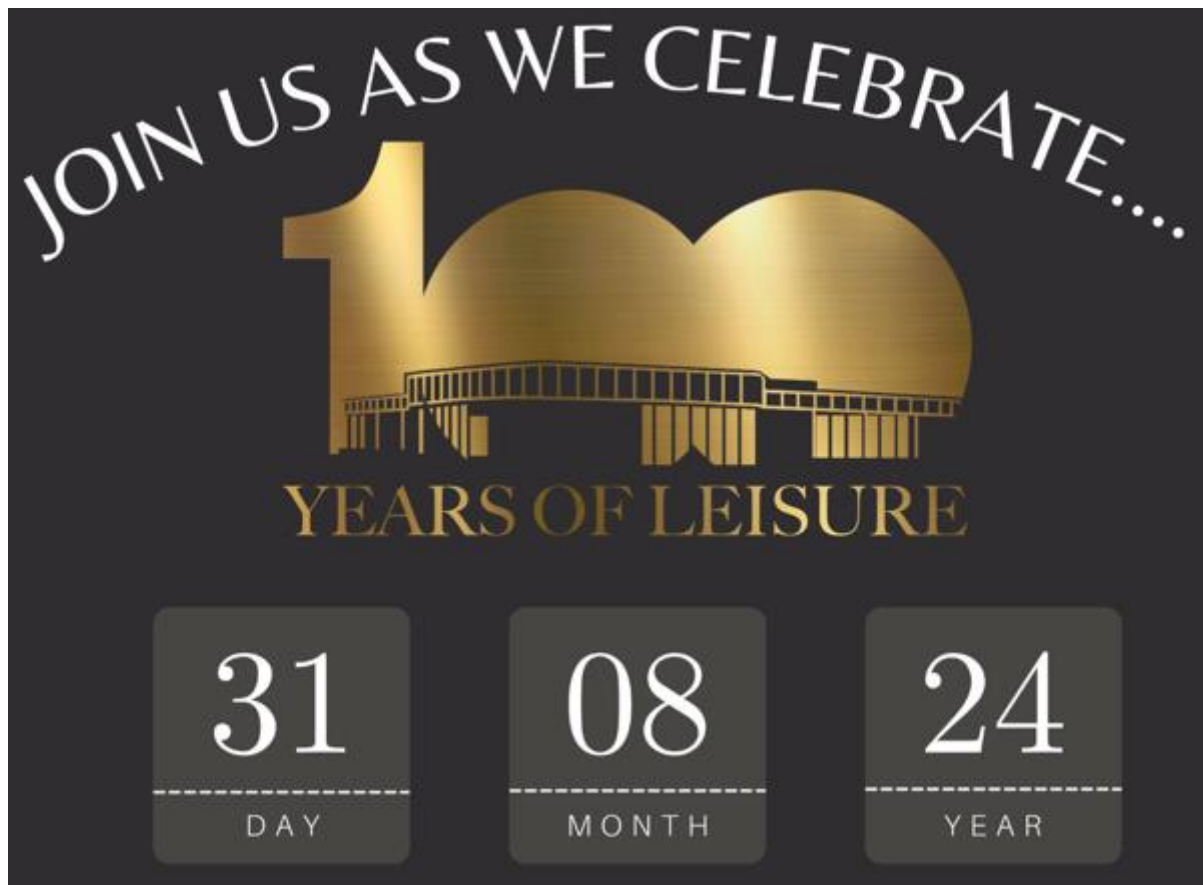
3. Derby Leisure and Events Venue rebranded

Derby Leisure and Events Venue have recently rebranded and reduced their name to Derby Leisure and Events, which I believe is much better. I never liked the "Venue" at the end.



4. Derby Leisure and Events 100th Anniversary

With us now also at Great Northern Classics (GNC) as well as Derby Leisure and Events for their 100th Anniversary it is going to be a busy Saturday 31Aug24. We will run an eight lane track at GNC and a four lane version of the same track at Derby Leisure. This will be the second time we have run two tracks on the same day.





Visit our
Facebook Page
or the back of
this magazine



Clear plastic bodies to suit a variety of HO
chassis. Many not found elsewhere



Race Report



Round 11
Trois-Rivières – GC
14 May 2024

Rounds 10 & 11

Trois-Rivières (Canada)

Rounds 30 & 31

Previous Results

				1st	2nd	3rd
Adults						
DHORC 694 F1	14-May	2024	83' 8"	P Rees	A Smith	S Goodlip
DHORC 695 GC	14-May	2024	83' 8"	A Smith	N Sismey	P Rees
Juniors						
DHORC 694 F1	14-May	2024	83' 8"	JJ Hughes-Dowd	J Woodhouse	J Graham
DHORC 695 GC	14-May	2024	83' 8"	JT Hughes-Dowd	JJ Hughes-Dowd	J Woodhouse

Circuit Records

Lap Length 83' 8"

Qualifying

F1/GC	TBA	
F1	S Goodlip	14May24
	53.9 Laps	
GC	A Smith	14May24
	73.6 Laps	

Fastest Laps

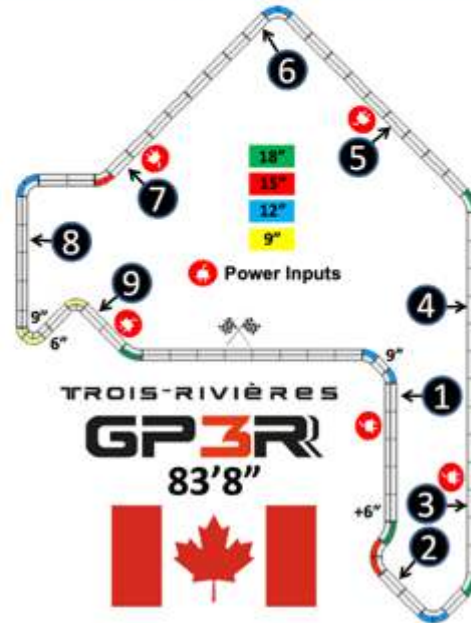
F1	P Rees	14May24
	5.36 Secs	
GC	A Smith	14May24
	4.33 Secs	

Race Laps

F1	P Rees	14May24
	28.8 Laps	
GC	A Smith	14May24
	37.8 Laps	

Final Points

5.0 Points	JJ Hughes-Dowd	14May24
------------	----------------	---------



DHORC 694 & 695





Geoff Peach helping JT & JJ Hughes-Dowd with car set up before JT took his 2nd win!

GC Finals ADULT REPORT GC Finals

Angus extends Championship lead with win No6

'A' Final – Angus Smith made it four perfect 50 point scores from six wins on Tuesday night as he dominated the GC Trois-Rivières Club Night. He took his 67th career and 7th of 2024 Pole by no less than 6.1 laps from **Simon Goodlip** who himself has 96 career Poles in his locker. Simon unfortunately wasn't able to fight Angus for the win as car problems blighted his Final run after just 5.2 laps.

While Angus was setting other track records with his 67th (7) fastest lap and 73rd (7) best race lap on the all new Quebec circuit it was **Nick Sismey** who couldn't believe his luck finishing in second all be it some 3.7 laps in arrears. **Phil Rees** also continued his fortune at Trois-Rivières by adding a third place finish in GC to go with his win in F1. While Angus would take his 59th (6) win and extend his Championship lead by 10 points to 137 over Phil and 148 over Nick our latter two were very pleased with their lot.

Round 11 - ADULTS		
Trois-Rivières GC - Canada		
14 May 2024		
2nd	1st	3rd
Nick Sismey	Angus Smith	Phil Rees



Angus Smith took his sixth Adult win of the year in Round 11.



Unfortunately Simon Goodlip was unable to challenge Angus in the 'A' with car issues meaning he had to retire from the 'A' after 5.2 laps. Geoff was best of the rest outside the 'A' in 5th place.

'B' Final – **Geoff Peach** gave Phil the most trouble in the penultimate Final of the day, lapping slightly quicker than our Final winner with his best lap 0.06 seconds faster. However Phil managed to eke out a lead of 0.9 laps at the flag to take the win.

JJ Hughes-Dowd recorded his third multiple Adult Final win session in 2024 at Trois-Rivières by winning the 'D' and 'C' Finals this time. Taking third here, three laps down on Geoff, he added a further 5.0 Final points to his Final Challenge total increasing his lead to ten points. Dad **Dan Hughes-Dowd** followed him home in seventh 1.1 laps behind his son.

'C' Final – It was two Dan's in a row with **Dan Turnbull** taking eighth. He was also beaten by JJ but only by 0.6 laps as he made chase throughout the 'C'. Another 0.6 laps back was **Lewis Blacker** in his 400th race start at DHORC. His Final win in the F1 Club Night plus the 1.0 Final point here keeps him second in the DHORC Challenge.

JT Hughes-Dowd, fresh from his second Junior win earlier in the evening, rounded out the top ten some 4.2 laps behind Lewis. However he was way quicker in lap time, so much so that his 4.91 second lap gave him fifth in the fastest lap charts beating his previous best of sixth on 09Apr24.

'D' Final – **Denis Latham** was JJ's first victim at Trois-Rivières as he followed JJ home in his first Final of the night. 2.7 laps the deficit. Behind these two was **Russell Lawson**, happy to make a mends of losing the 'E' to son Jacob in F1, by reversing that here. Just 1.1 laps behind Russell came **Stuart Gray** who had in fact only lost out to Denis for 11th on the grid by 0.2 laps!

'E' Final – The GC Club Night was **Jacob Lawson's** 20th Adult start and 100th Adult/Junior combined Club Night start. Having been pipped to 14th on the grid by his dad Russell, the latter went on to take the spoils here by a crushing 7.4 laps. So that was 1-1 in the Russell competition at Trois-Rivières.

'Early Parents' F' Final – Wow **Mike Graham** gave **Andrew Woodhouse** a real fright in this Final. It even looked at times that Mike would take home his first win. However Andrew just got it together enough to put 0.1 laps between the two of them. Mike even set the faster of the two lap times.

MASTERS REPORT

Phil makes it three wins on the trot!

Phil's fourth win of the year extends his Championship lead to 2.2 points over second here and second in the Championship Angus. Geoff and Nick both took third with Simon and Stuart in joint fifth.






Mike Graham had an incredible race with Andrew Woodhouse in the Early Parents F Final missing out on his first Final win by just 0.1 laps.

JUNIOR REPORT

JT's Donington Gazebo practice paid off!

'A' Final – **JT Hughes-Dowd** took his second career victory on Tuesday thanks to a lot of practice with his GC Porsche 917 on DHORC's Gazebo track at the Donington Historic Festival. Something suddenly clicked there, and he brought that something to Trois-Rivières. It all so nearly came to nothing however as when he arrived at the Table Tennis Room and opened up his families' car box his cars weren't there! A frantic few phone calls home eventually found them with dad Dan making the quick dash to pick them up.

JT made the most of the effort by taking his second career Pole and win and first fastest and best race laps. This was also the first time someone other than **JJ Hughes-Dowd** set the most race laps in 2024. JJ was 1.5 laps behind big bruv in Qualifying reducing this to 1.3 laps at the end of the 'A' Final. **Jenson Woodhouse** took his first Final win of the year to reach the 'A' and promptly took third, just 0.4 laps behind JJ who retains his lead in both Championships. Jacob Lawson was again in the 'A' at Trois-Rivières, but this time took fourth.



'B' Final – We again had all five Junior racers first name beginning with a “J” with **Jimmy Graham** this time taking fifth after his podium finish in F1.



Denis Latham and Stuart Gray Qualified within 0.2 laps of each other.



Race Results

Name	Lap	Lap Time	Median Lap	Best Lap
Driver 3	28	8.343	5.877	5.545
Driver 4	26	5.960	5.938	5.372
Driver 1	26	6.179	6.233	5.932
Driver 2	19	7.146	7.643	5.569

Who Came Where?

Who Scored What?



Phil Rees taking his turn at Race Control.

DERBY H:O RACING CLUB CHAMPIONSHIP RACE 695															
Trois-Rivières - 14 May 2024 - Round 11 - GC Finals															
MASTER POINTS TABLE (NM = NON MEMBER)															
QUALIFYING			FINAL POSITIONS			FASTEST LAPS			BEST RACE LAPS (3 MINS)			POINTS TOTAL			
POS	ADULT	LAPS	POS	ADULT	PTS	POS	ADULT	TIME	MPH	POS	ADULT	LAPS	POS	ADULT	PTS
1	A Smith (M)	73.6	1	A Smith (M)	45	1	A Smith (M)	4.33	13.174	1	A Smith (M)	37.8	1	A Smith (M)	50
2	S Goodlip (M)	67.5	2	N Sismey (M)	38	2	S Goodlip (M)	4.45	12.819	2	S Goodlip (M)	34.3	2	N Sismey (M)	38
3	N Sismey (M)	66.7	3	P Rees (M)	34	3	N Sismey (M)	4.81	11.860	3	N Sismey (M)	33.6	3	P Rees (M)	34
4	P Rees (M)	62.2	4	S Goodlip (M)	31	4	P Rees (M)	4.88	11.690	4	P Rees (M)	32.6	4	S Goodlip (M)	31
5	G Peach (M)	59.2	5	G Peach (M)	29	5	JT Hughes-Dowd	4.91	11.618	5	JJ Hughes-Dowd	31.8	5	G Peach (M)	29
6	D Hughes-Dowd	58.9	6	JJ Hughes-Dowd	28	6	JJ Hughes-Dowd	4.94	11.548	6	D Turnbull	31.2	6	JJ Hughes-Dowd	28
7	D Turnbull	58.2	7	D Hughes-Dowd	27	7	D Hughes-Dowd	5.07	11.251	7	G Peach (M)	30.8	7	D Hughes-Dowd	27
8	L Blacker	57.8	8	D Turnbull	26	8	L Blacker	5.17	11.034	8	L Blacker	30.6	8	D Turnbull	26
9	A Woodhouse	54.2	9	L Blacker	25	9	D Turnbull	5.20	10.970	9	R Lawson	30.5	9	L Blacker	25
10	JT Hughes-Dowd	52.4	10	JT Hughes-Dowd	24	10	G Peach (M)	5.25	10.866	10	D Hughes-Dowd	30.2	10	JT Hughes-Dowd	24
11	D Latham	51.7	11	D Latham	23	11	D Latham	5.31	10.743	11	D Latham	28.1	11	D Latham	23
12	S Gray (M)	51.5	12	R Lawson	22	12	M Graham	5.37	10.623	12	A Woodhouse	28.0	12	R Lawson	22
13	JJ Hughes-Dowd	50.9	13	S Gray (M)	21	13	R Lawson	5.40	10.564	13	J Lawson	27.8	13	S Gray (M)	21
14	R Lawson	50.2	14	J Lawson	20	14	A Woodhouse	5.45	10.467	14	S Gray (M)	26.5	14	J Lawson	20
15	J Lawson	49.9	15	A Woodhouse	19	15	J Lawson	5.57	10.241	15	JT Hughes-Dowd	26.4	15	A Woodhouse	19
16	M Graham	47.7	16	M Graham	18	16	S Gray (M)	5.87	9.718	16	M Graham	25.1	16	M Graham	18
QUALIFYING			FINAL POSITIONS			FASTEST LAPS			BEST RACE LAPS (3 MINS)			POINTS TOTAL			
POS	JUNIOR	LAPS	POS	JUNIOR	PTS	POS	JUNIOR	TIME	MPH	POS	JUNIOR	LAPS	POS	JUNIOR	PTS
1	JT Hughes-Dowd	52.4	1	JT Hughes-Dowd	45	1	JT Hughes-Dowd	5.35	10.663	1	JT Hughes-Dowd	28.1	1	JT Hughes-Dowd	48
2	JJ Hughes-Dowd	50.9	2	JJ Hughes-Dowd	38	2	JJ Hughes-Dowd	5.37	10.623	2	J Lawson	27.8	2	JJ Hughes-Dowd	38
3	J Lawson	49.9	3	J Woodhouse	34	3	J Lawson	5.57	10.241	3	JJ Hughes-Dowd	26.8	3	J Woodhouse	34
4	J Woodhouse	48.0	4	J Lawson	31	4	J Woodhouse	5.93	9.620	4	J Woodhouse	26.4	4	J Lawson	33
5	J Graham	42.1	5	J Graham	29	5	J Graham	6.11	9.336	5	J Graham	22.2	5	J Graham	29

Final Points

POS	ADULT	PTS
1	JJ Hughes-Dowd	5.0
2	P Rees (M)	3.0
2	R Lawson	3.0
4	A Smith (M)	2.0
5	N Sismey (M)	1.5
5	G Peach (M)	1.5
5	D Turnbull	1.5
5	D Latham	1.5
5	J Lawson	1.5
10	L Blacker	1.0
11	S Goodlip (M)	0.5
11	D Hughes-Dowd	0.5
11	JT Hughes-Dowd	0.5
11	S Gray (M)	0.5
15	A Woodhouse	0.0
15	M Graham	0.0

FINAL POINTS		
POS	ADULT	PTS
1	J Woodhouse	3.0
2	JT Hughes-Dowd	2.0
3	JJ Hughes-Dowd	1.5
3	J Graham	1.5
5	J Lawson	0.5



The 'Early Parents F' Final and Junior 'B' Final combined race. Andrew Woodhouse (right) again took the win but Mike was only 0.1 laps back. Jenson Woodhouse (2nd right) took the Junior win with Jimmy Graham in 5th



CL		NAME		GREEN		BLUE		QUAL		FIN		FINAL 1		FINAL 2		FINAL 3		BEST		TOTAL	
				LAPS	TIME	LAPS	TIME	LAPS	TIME	PTS	POS	LAPS	TIME	LAPS	TIME	LAPS	TIME	LAPS	TIME	LAPS	TIME
A	A	A Smith (M)	37.8	4.33	35.8	4.52	73.6	A1	2.0	37.3	4.56							37.8	4.33	110.9	
A	A	S Goodlip (M)	34.3	4.45	33.2	4.75	67.5	A4	0.5	5.2	4.76							34.3	4.45	72.7	
A	A	N Sismey (M)	33.5	4.91	33.2	4.99	66.7	A2	1.5	33.6	4.81							33.6	4.81	100.3	
A	A	P Rees (M)	32.6	4.88	29.6	5.37	62.2	A3	3.0	31.7	5.31	29.6	5.21					32.6	4.88	123.5	
A	A	G Peach (M)	30.5	5.42	28.7	5.55	59.2	B2	1.5	30.8	5.25							30.8	5.25	90.0	
A	A	D Hughes-Dowd	30.2	5.07	28.7	5.40	58.9	B4	0.5	26.7	5.33							30.2	5.07	85.6	
A	A	D Turnbull	29.7	5.35	28.5	5.55	58.2	C2	1.5	31.2	5.20							31.2	5.20	89.4	
A	A	L Blacker	28.0	5.17	29.8	5.41	57.8	C3	1.0	30.6	5.20							30.6	5.17	88.4	
A	A	A Woodhouse	28.0	5.90	26.2	6.04	54.2	F1		25.2	5.45							28.0	5.45	79.4	
A	A	JT Hughes-Dowd	26.2	5.35	26.2	5.58	52.4	C4	0.5	26.4	4.91							26.4	4.91	26.4	
A	A	D Latham	25.8	5.70	25.9	5.78	51.7	D2	1.5	28.1	5.31							28.1	5.31	79.8	
A	A	S Gray (M)	26.5	5.92	25.0	6.41	51.5	D4	0.5	24.5	5.87							26.5	5.87	76.0	
A	A	JJ Hughes-Dowd	26.1	5.45	24.8	5.50	50.9	B3	5.0	30.8	5.19	31.8	5.13	27.8	4.94			31.8	4.94	90.4	
A	A	R Lawson	26.0	6.00	24.2	6.28	50.2	D3	3.0	30.5	5.40	25.5	5.71					30.5	5.40	106.2	
A	A	J Lawson	27.8	5.57	22.1	6.52	49.9	E2	1.5	23.1	5.63							27.8	5.57	23.1	
A	A	M Graham	24.6	5.97	23.1	6.34	47.7	F2		25.1	5.37							25.1	5.37	72.8	
J	J	JT Hughes-Dowd	26.2	5.35	26.2	5.58	52.4	A1	2.0	28.1	5.54							28.1	5.35	80.5	
J	J	JJ Hughes-Dowd	26.1	5.45	24.8	5.50	50.9	A2	1.5	26.8	5.37							26.8	5.37	77.7	
J	J	J Lawson	27.8	5.57	22.1	6.52	49.9	A4	0.5	19.8	5.58							27.8	5.57	69.7	
J	J	J Woodhouse	24.8	6.00	23.2	6.05	48.0	A3	3.0	22.4	5.95	26.4	5.93					26.4	5.93	96.8	
J	J	J Graham	21.9	6.11	20.2	6.31	42.1	B2	1.5	22.2	6.19							22.2	6.11	64.3	
TOTAL FEET																142,558.5		TOTAL LAPS		1,703.9	



Junior 'A' Final – Jacob Lawson (4th), winner JT, JJ (2nd) and Jenson (3rd)



Everyone's
Best Results
At This Circuit



What are my Best Scores?
Who Have I Beaten?



Adult 'E' Final – Winner Russell Lawson got his own back on Jacob (14th) after his F1 win

Trois-Rivières Best Off Chart 3 - GC

Qualifying						Fastest Laps						Race Laps					
Pos	Adult	Laps	MPH	Date		Pos	Adult	Time	MPH	Date	Pos	Adult	Laps	MPH	Date		
1	A Smith (M)	73.6	11.663	14-May-24		1	A Smith (M)	4.33	13.174	14-May-24	1	A Smith (M)	37.8	11.979	14-May-24		
2	S Goodlip (M)	67.5	10.696	14-May-24		2	S Goodlip (M)	4.45	12.819	14-May-24	2	S Goodlip (M)	34.3	10.870	14-May-24		
3	N Sismey (M)	66.7	10.569	14-May-24		3	N Sismey (M)	4.81	11.860	14-May-24	3	N Sismey (M)	33.6	10.648	14-May-24		
4	P Rees (M)	62.2	9.856	14-May-24		4	P Rees (M)	4.88	11.690	14-May-24	4	P Rees (M)	32.6	10.331	14-May-24		
5	G Peach (M)	59.2	9.381	14-May-24		5	JT Hughes-Dowd	4.91	11.618	14-May-24	5	JJ Hughes-Dowd	31.8	10.078	14-May-24		
6	D Hughes-Dowd	58.9	9.333	14-May-24		6	JJ Hughes-Dowd	4.94	11.548	14-May-24	6	D Turnbull	31.2	9.888	14-May-24		
7	D Turnbull	58.2	9.222	14-May-24		7	D Hughes-Dowd	5.07	11.251	14-May-24	7	G Peach (M)	30.8	9.761	14-May-24		
8	L Blacker	57.8	9.159	14-May-24		8	L Blacker	5.17	11.034	14-May-24	8	L Blacker	30.6	9.698	14-May-24		
9	A Woodhouse	54.2	8.588	14-May-24		9	D Turnbull	5.20	10.970	14-May-24	9	R Lawson	30.5	9.666	14-May-24		
10	JT Hughes-Dowd	52.4	8.303	14-May-24		10	G Peach (M)	5.25	10.866	14-May-24	10	D Hughes-Dowd	30.2	9.571	14-May-24		
11	D Latham	51.7	8.192	14-May-24		11	D Latham	5.31	10.743	14-May-24	11	D Latham	28.1	8.905	14-May-24		
12	S Gray (M)	51.5	8.161	14-May-24		12	M Graham	5.37	10.623	14-May-24	12	A Woodhouse	28.0	8.874	14-May-24		
13	JJ Hughes-Dowd	50.9	8.066	14-May-24		13	R Lawson	5.40	10.564	14-May-24	13	J Lawson	27.8	8.810	14-May-24		
14	R Lawson	50.2	7.955	14-May-24		14	A Woodhouse	5.45	10.467	14-May-24	14	S Gray (M)	26.5	8.398	14-May-24		
15	J Lawson	49.9	7.907	14-May-24		15	J Lawson	5.57	10.241	14-May-24	15	JT Hughes-Dowd	26.4	8.367	14-May-24		
16	M Graham	47.7	7.558	14-May-24		16	S Gray (M)	5.87	9.718	14-May-24	16	M Graham	25.1	7.955	14-May-24		
Pos	Junior	Laps	MPH	Date		Pos	Junior	Time	MPH	Date	Pos	Junior	Laps	MPH	Date		
1	JT Hughes-Dowd	52.4	8.303	14-May-24		1	JT Hughes-Dowd	5.35	10.663	14-May-24	1	JT Hughes-Dowd	28.1	8.905	14-May-24		
2	JJ Hughes-Dowd	50.9	8.066	14-May-24		2	JJ Hughes-Dowd	5.37	10.623	14-May-24	2	J Lawson	27.8	8.810	14-May-24		
3	J Lawson	49.9	7.907	14-May-24		3	J Lawson	5.57	10.241	14-May-24	3	JJ Hughes-Dowd	26.8	8.493	14-May-24		
4	J Woodhouse	48.0	7.606	14-May-24		4	J Woodhouse	5.93	9.620	14-May-24	4	J Woodhouse	26.4	8.367	14-May-24		
5	J Graham	42.1	6.671	14-May-24		5	J Graham	6.11	9.336	14-May-24	5	J Graham	22.2	7.036	14-May-24		



Adult 'D' Final – JJ with his first of two wins, Denis (11th), Stuart (13th) and Russell (12th)



Championship Tables



Those All Important
Points!

Championship Leaders 14May24 After Round 11



Adult

Championship

Angus Smith

Challenge

JJ Hughes-Dowd

King of Speed

TBA

Top Adult Points at DHORCingham

Junior

Championship

JJ Hughes-Dowd

Challenge

JJ Hughes-Dowd

King of Speed

TBA

Top Junior Points at DHORCingham

Other

Masters (56+)

Phil Rees

Alan Bullock

TBA

Winner of last Adult Club Night in August

Early Parents

Andrew Woodhouse

Bob Chadwick

TBA

Winner of last Adult Club Night in October



Adult 'C' Final – JJ takes his second win, Dan Turnbull (8th), JT (10th) & Lewis Blacker (9th)



DHORC Championship 2024

Pos	Competitor Name (Adults)	Wins	Total	Best (75%)	Diff
			33 Scores	25 Scores	
1	A Smith (M)	6	474	474	
2	P Rees (M)	1	337	337	137
3	N Sismey (M)		326	326	11
4	S Goodlip (M)	3	317	317	9
5	JJ Hughes-Dowd	1	311	311	6
6	L Blacker		298	298	13
7	L Pateman		226	226	72
8	G Peach (M)		225	225	1
9	S Gray (M)		224	224	1
10	D Hughes-Dowd		214	214	10
11	R Litherland		211	211	3
12	A Woodhouse		201	201	10
13	D Turnbull		199	199	2
14	JT Hughes-Dowd		184	184	15
15	B Johnson (M)		173	173	11
16	D Latham		169	169	4
17	A Stevenson		142	142	27
18	R Lawson		130	130	12
19	C Bowles		115	115	15
20	J Lawson		109	109	6
21	M Graham		108	108	1
22	A Turnbull		69	69	39
23	L Smith		48	48	21
24	S Smith		41	41	7
24	H Smith		41	41	
26	M Dutson		36	36	5
Pos	(Juniors)	Wins	Total	75%	Diff
1	JJ Hughes-Dowd	9	518	518	
2	J Woodhouse		413	413	105
3	JT Hughes-Dowd	2	291	291	122
4	T Stevenson		245	245	46
5	J Lawson		197	197	48
6	J Graham		182	182	15
7	E Woodhouse		114	114	68
Pos	(Masters)	Wins	Total	75%	Diff
1	P Rees (M)	4	20.0	20.0	
2	A Smith (M)	3	17.5	17.5	2.5
3	N Sismey (M)	1	14.0	14.0	3.5
4	S Goodlip (M)	3	13.0	13.0	1.0
5	S Gray (M)	1	11.5	11.5	1.5
6	B Johnson (M)		9.5	9.5	2.0
6	G Peach (M)		9.5	9.5	
Pos	(Early Parents)	Wins	Total	75%	Diff
1	A Woodhouse	8	201	201	
2	A Stevenson	2	142	142	59
3	M Graham		108	108	34
4	R Lawson	1	18	18	90

DHORC Challenge 2024

Pos	Competitor Name (Adult)	Wins	Results	
			(33) Points	Turn Up Rate
1	JJ Hughes-Dowd	12	32.0	100.00%
2	L Blacker	6	22.0	100.00%
3	P Rees (M)	4	20.0	100.00%
4	D Hughes-Dowd	3	18.5	81.82%
5	A Smith (M)	6	17.5	100.00%
6	N Sismey (M)	1	14.0	100.00%
7	JT Hughes-Dowd	3	13.5	100.00%
8	S Goodlip (M)	4	13.0	72.73%
9	D Latham	2	12.5	77.78%
10	S Gray	1	11.5	100.00%
11	L Pateman	1	10.0	63.64%
11	J Lawson	2	10.0	55.56%
11	R Lawson	2	10.0	66.67%
14	B Johnson (M)	0	9.5	72.73%
14	C Bowles	3	9.5	40.00%
14	G Peach (M)	0	9.5	72.73%
14	D Turnbull	1	9.5	72.73%
18	R Litherland	0	7.0	54.55%
19	L Smith	2	5.0	20.00%
20	H Smith	1	4.0	18.18%
21	M Dutson	0	2.5	22.22%
22	A Turnbull	0	2.0	18.18%
22	S Smith	0	2.0	18.18%
24	A Woodhouse	0	0.0	100.00%
24	A Stevenson	0	0.0	72.73%
24	M Graham	0	0.0	100.00%
Pos	(Junior)	Wins	Points	Rate
1	JJ Hughes-Dowd	10	22.0	100.00%
2	J Woodhouse	1	17.5	100.00%
3	JT Hughes-Dowd	4	14.0	100.00%
4	J Graham	2	11.0	75.00%
5	T Stevenson	1	8.5	72.73%
6	J Lawson	1	7.5	66.67%
7	E Woodhouse	0	5.0	66.67%





Adult 'B' Final – JJ (6th), winner Phil, Dan Hughes-Dowd (7th) and Geoff (5th)



DHORC Championship 2024																
Pos	Competitor Name (Adults)	Wins	BRA F1	BRA GC	JAC F1	FIO GC	JAR F1	PUK F1	PUK GC	MIS F1	MIS GC	TR F1	TR11	Total	Best (75%)	Diff
			09-Jan	09-Jan	30-Jan	20-Feb	12-Mar	09-Apr	09-Apr	30-Apr	30-Apr	14-May	14-May	33 Scores	25 Scores	
1	A Smith (M)	6	28	50	42	49	33	48	50	36	50	38	50	474	474	
2	P Rees (M)	1	25	24	26	25	26	38	29	29	34	47	34	337	337	137
3	N Sismey (M)		24	28	29	28	27	29	34	31	29	29	38	326	326	11
4	S Goodlip (M)	3	47	31	46	DNS	40	DNS	DNS	47	38	37	31	317	317	9
5	JJ Hughes-Dowd	1	34	21	25	26	45	31	22	27	21	31	28	311	311	6
6	L Blacker		23	27	28	27	29	28	31	25	28	27	25	298	298	13
7	L Pateman		26	29	27	39	35	DNS	DNS	39	31	DNS	DNS	226	226	72
8	G Peach (M)		29	26	31	29	DNS	DNS	DNS	28	25	28	29	225	225	1
9	S Gray (M)		18	19	18	19	21	22	24	20	20	22	21	224	224	1
10	D Hughes-Dowd		22	23	21	23	22	25	27	DNS	DNS	24	27	214	214	10
11	R Litherland		41	34	DNS	34	28	36	38	DNS	DNS	DNS	DNS	211	211	3
12	A Woodhouse		17	16	15	17	18	21	21	19	19	19	19	201	201	10
13	D Turnbull		27	25	22	DNS	24	DNS	DNS	24	26	25	26	199	199	2
14	JT Hughes-Dowd		DNS	DNS	DNS	21	20	24	28	21	23	23	24	184	184	15
15	B Johnson (M)		20	18	19	DNS	23	26	23	22	22	DNS	DNS	173	173	11
16	D Latham		DNS	DNS	23	22	25	DNS	DNS	26	24	26	23	169	169	4
17	A Stevenson		16	17	DNS	16	19	19	19	18	18	DNS	DNS	142	142	27
18	R Lawson		DNS	DNS	17	18	DNS	27	26	DNS	DNS	20	22	130	130	12
19	C Bowles		DNS	DNS	34	31	DNS	DNS	DNS	23	27	DNS	DNS	115	115	15
20	J Lawson		DNS	DNS	20	DNS	DNS	23	25	DNS	DNS	21	20	109	109	6
21	M Graham		DNS	DNS	DNS	15	17	20	20	DNS	DNS	18	18	108	108	1
22	A Turnbull		31	38	DNS	DNS	DNS	DNS	DNS	DNS	DNS	DNS	DNS	69	69	39
23	L Smith		DNS	DNS	24	24	DNS	DNS	DNS	DNS	DNS	DNS	DNS	48	48	21
24	S Smith		21	20	DNS	DNS	DNS	DNS	DNS	DNS	DNS	DNS	DNS	41	41	7
24	H Smith		19	22	DNS	DNS	DNS	DNS	DNS	DNS	DNS	DNS	DNS	41	41	
26	M Dutson		DNS	DNS	16	20	DNS	DNS	DNS	DNS	DNS	DNS	DNS	36	36	5
Pos	(Juniors)	Wins	685	686	687	688	689	690	691	692	693	694	695	Total	75%	Diff
1	JJ Hughes-Dowd	9	47	50	50	50	50	50	33	50	50	50	38	518	518	
2	J Woodhouse		41	38	38	34	38	38	38	38	38	38	34	413	413	105
3	JT Hughes-Dowd	2	DNS	DNS	DNS	38	29	31	46	34	34	31	48	291	291	122
4	T Stevenson		34	34	DNS	28	31	28	28	31	31	DNS	DNS	245	245	46
5	J Lawson		DNS	DNS	34	31	DNS	34	36	DNS	DNS	29	33	197	197	48
6	J Graham		DNS	DNS	DNS	29	34	29	27	DNS	DNS	34	29	182	182	15
7	E Woodhouse		DNS	DNS	DNS	DNS	DNS	27	29	29	29	DNS	DNS	114	114	68
Pos	(Masters)	Wins	685	686	687	688	689	690	691	692	693	694	695	Total	75%	Diff
1	P Rees (M)	4	1.0	2.5	1.5	1.0	1.5	1.5	1.5	1.5	3.0	2.0	3.0	20.0	20.0	
2	A Smith (M)	3	1.0	2.0	1.5	2.0	0.5	2.0	2.0	1.0	2.0	1.5	2.0	17.5	17.5	2.5
3	N Sismey (M)	1	0.5	1.0	1.5	1.0	0.5	1.5	1.0	2.5	1.5	1.5	1.5	14.0	14.0	3.5
4	S Goodlip (M)	3	2.0	2.5	2.0	DNS	1.5	DNS	DNS	2.0	1.5	1.0	0.5	13.0	13.0	1.0
5	S Gray (M)	1	0.5	1.0	0.5	1.0	2.5	1.0	0.5	1.5	1.5	1.0	0.5	11.5	11.5	1.5
6	B Johnson (M)		1.5	0.5	1.0	DNS	1.5	1.5	1.5	1.0	1.0	DNS	DNS	9.5	9.5	2.0
6	G Peach (M)		1.5	1.5	0.5	1.5	DNS	DNS	DNS	1.0	1.0	1.0	1.5	9.5	9.5	
Pos	(Early Parents)	Wins	685	686	687	688	689	690	691	692	693	694	695	Total	75%	Diff
1	A Woodhouse	8	17	16	15	17	18	21	21	19	19	19	19	201	201	
2	A Stevenson	2	16	17	DNS	16	19	19	19	18	18	DNS	DNS	142	142	59
3	M Graham		DNS	DNS	DNS	15	17	20	20	DNS	DNS	18	18	108	108	34
4	R Lawson	1	DNS	DNS	N/A	18	DNS	N/A	N/A	DNS	DNS	N/A	N/A	18	18	90

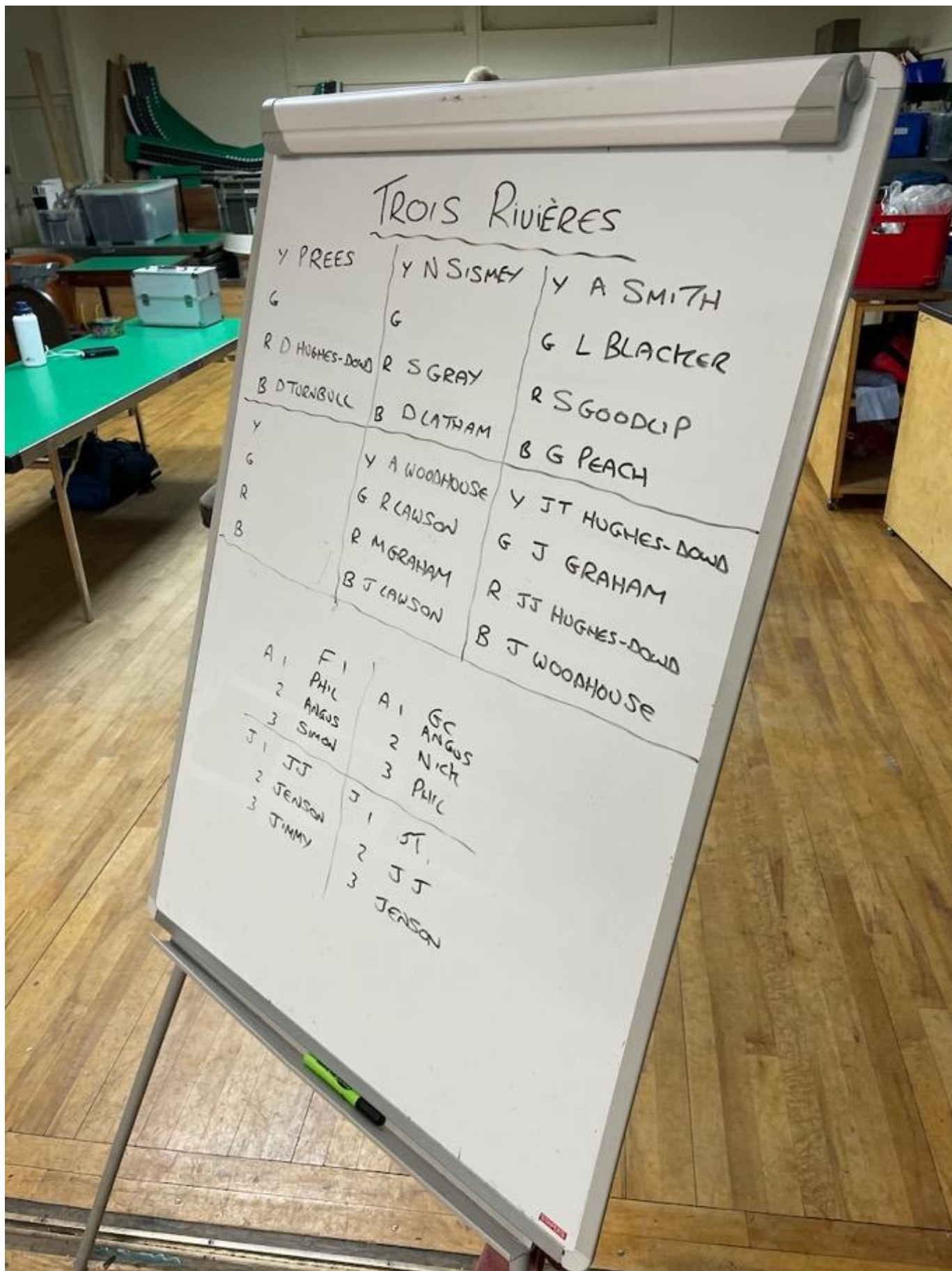


Adult 'A' Final – Phil (3rd), winner Angus, Simon (4th) and Nick Sismey (2nd)



DHORC Final Challenge 2024

Pos	Competitor		BRA F1	BRA GC	JAC F1	FIO GC	JAR F1	PUK F1	PUK GC	MIS F1	MIS GC	TR F1	TR GC	Results	
	Name	Wins												(33)	Turn Up
	(Adult)													Points	Rate
1	JJ Hughes-Dowd	12	7.0	0.5	1.0	1.5	8.0	2.5	1.0	2.5	0.5	2.5	5.0	32.0	100.00%
2	L Blacker	6	1.5	2.5	1.0	2.5	1.5	1.0	6.5	1.0	1.0	2.5	1.0	22.0	100.00%
3	P Rees (M)	4	1.0	2.5	1.5	1.0	1.5	1.5	1.5	1.5	3.0	2.0	3.0	20.0	100.00%
4	D Hughes-Dowd	3	3.0	1.5	0.5	1.5	1.0	3.0	0.5	DNS	DNS	2.5	5.0	18.5	81.82%
5	A Smith (M)	6	1.0	2.0	1.5	2.0	0.5	2.0	2.0	1.0	2.0	1.5	2.0	17.5	100.00%
6	N Sismey (M)	1	0.5	1.0	1.5	1.0	0.5	1.5	1.0	2.5	1.5	1.5	1.5	14.0	100.00%
7	JT Hughes-Dowd	3	DNS	DNS	DNS	2.5	1.5	0.5	1.0	2.5	3.5	1.5	0.5	13.5	100.00%
8	S Goodlip (M)	4	2.0	2.5	2.0	DNS	1.5	DNS	DNS	2.0	1.5	1.0	0.5	13.0	72.73%
9	D Latham	2	DNS	DNS	1.5	1.0	1.0	DNS	DNS	3.5	2.5	1.5	1.5	12.5	77.78%
10	S Gray	1	0.5	1.0	0.5	1.0	2.5	1.0	0.5	1.5	1.5	1.0	0.5	11.5	100.00%
11	L Pateman	1	1.5	1.5	2.5	1.5	1.0	DNS	DNS	1.5	0.5	DNS	DNS	10.0	63.64%
11	J Lawson	2	DNS	DNS	3.5	DNS	DNS	1.5	1.0	DNS	DNS	2.5	1.5	10.0	55.56%
11	R Lawson	2	DNS	DNS	1.5	0.0	DNS	2.5	1.5	DNS	DNS	1.5	3.0	10.0	66.67%
14	B Johnson (M)		1.5	0.5	1.0	DNS	1.5	1.5	1.5	1.0	1.0	DNS	DNS	9.5	72.73%
14	C Bowles	3	DNS	DNS	3.0	2.5	DNS	DNS	DNS	1.5	2.5	DNS	DNS	9.5	40.00%
14	G Peach (M)		1.5	1.5	0.5	1.5	DNS	DNS	DNS	1.0	1.0	1.0	1.5	9.5	72.73%
14	D Turnbull	1	0.5	1.0	3.0	DNS	0.5	DNS	DNS	0.5	1.5	1.0	1.5	9.5	72.73%
18	R Litherland		1.5	1.0	DNS	1.0	1.0	1.0	1.5	DNS	DNS	DNS	DNS	7.0	54.55%
19	L Smith	2	DNS	DNS	2.5	2.5	DNS	DNS	DNS	DNS	DNS	DNS	DNS	5.0	20.00%
20	H Smith	1	1.0	3.0	DNS	DNS	DNS	DNS	DNS	DNS	DNS	DNS	DNS	4.0	18.18%
21	M Dutson		DNS	DNS	1.0	1.5	DNS	DNS	DNS	DNS	DNS	DNS	DNS	2.5	22.22%
22	A Turnbull		0.5	1.5	DNS	DNS	DNS	DNS	DNS	DNS	DNS	DNS	DNS	2.0	18.18%
22	S Smith		0.5	1.5	DNS	DNS	DNS	DNS	DNS	DNS	DNS	DNS	DNS	2.0	18.18%
24	A Woodhouse		0.0	0.0	0.0	0.0	0.0	0.0	0.0	0.0	0.0	0.0	0.0	0.0	100.00%
24	A Stevenson		0.0	0.0	DNS	0.0	0.0	0.0	0.0	0.0	0.0	DNS	DNS	0.0	72.73%
24	M Graham		DNS	DNS	DNS	0.0	0.0	0.0	0.0	0.0	0.0	0.0	0.0	0.0	100.00%
Pos	(Junior)	Wins	685	686	687	688	689	690	691	692	693	694	695	Points	Rate
1	JJ Hughes-Dowd	10	2.0	2.0	2.0	2.0	2.0	2.0	2.5	2.0	2.0	2.0	1.5	22.0	100.00%
2	J Woodhouse	1	1.5	1.5	1.5	1.0	1.5	1.5	1.5	1.5	1.5	1.5	3.0	17.5	100.00%
3	JT Hughes-Dowd	4	DNS	DNS	DNS	3.5	1.5	0.5	2.0	3.0	1.0	0.5	2.0	14.0	100.00%
4	J Graham	2	DNS	DNS	DNS	1.5	3.0	1.5	0.5	DNS	DNS	3.0	1.5	11.0	75.00%
5	T Stevenson	1	1.0	1.0	DNS	1.0	0.5	1.0	1.0	0.5	2.5	DNS	DNS	8.5	72.73%
6	J Lawson	1	DNS	DNS	1.0	0.5	DNS	3.0	1.0	DNS	DNS	1.5	0.5	7.5	66.67%
7	E Woodhouse		DNS	DNS	DNS	DNS	DNS	0.5	1.5	1.5	1.5	DNS	DNS	5.0	66.67%
Turn Up Rates			100.00%	100.00%	78.57%	78.13%	68.75%	66.67%	66.67%	66.67%	66.67%	63.64%	63.64%	AVE	72.59%



Our 18 racers and eight podium finishers

Members' Statistics

ADULT STATISTICS 1992-2024 - AFTER DHORC 695

Sheet 1 of 5 (Note: Highlighted Names are Current 2024 Members, CS = Best Consecutive Results)

MEETINGS (Junior & Adult)			RACES (Junior & Adult)			DRIVER RANKING			FINALS WON			
ATTENDED			COMPLETED			RANKING			WON			
Pos	ADULT	No	Pos	ADULT	No	Pos	ADULT	SCORE	Pos	ADULT	No	CS
1	P REES	678	1	P REES	3,874	1	* A SMITH	2.025	1	L PATEMAN	280	(5)
2	N SISMEY	642	2	N SISMEY	3,595	2	* J SISMEY	2.750	2	P REES	249	(3)
3	L PATEMAN	599	3	L PATEMAN	3,370	3	* S GOODLIP	2.838	3	S GOODLIP	181	(4)
4	G PEACH	455	4	G PEACH	2,541	3	* W LANDER	2.838	4	N SISMEY	176	(2)
5	S GOODLIP	392	5	P BARBER	2,102	5	* L PATEMAN	3.538	5	M CHADWICK	117	(3)
6	P BARBER	363	6	S GOODLIP	2,082	6	* M CHADWICK	3.813	6	J SISMEY	103	(4)
7	A McPEAKE	299	7	A BULLOCK	1,802	7	* J TAGUE	4.538	7	G PEACH	101	(2)
8	A BULLOCK	292	8	A McPEAKE	1,658	8	* R LITHERLAND	4.838	8	L SMITH	90	(3)
9	M CHADWICK	287	9	R MASTERS	1,598	9	* T MEASHAM	5.113	9	A SMITH	88	(5)
10	R MASTERS	280	10	M CHADWICK	1,537	10	* J NEALE	5.200	10	D McPEAKE	77	(2)
11	N LAMBERT	269	11	C ROYTHORNE	1,513	11	* N SISMEY	5.600	11	A McPEAKE	66	(2)
12	C ROYTHORNE	249	12	N LAMBERT	1,479	12	* A TURNBULL	5.725	11	A BULLOCK	66	(2)
13	D McPEAKE	245	13	D McPEAKE	1,366	13	* C BOWLES	5.763	13	J TAGUE	64	(2)
14	R SEAMAN	235	14	L SMITH (1,673)	1,321	14	* K LYE	6.063	14	N LAMBERT	61	(2)
15	L SMITH (273)	218	15	R SEAMAN	1,313	15	* P REES	6.338	14	M ALLSOPP	61	(3)
16	D TURNBULL	216	16	J SISMEY (1,957)	1,303	16	* C ROYTHORNE	6.350	16	R SEAMAN	60	(2)
17	J SISMEY (331)	211	17	M ALLSOPP	1,265	17	* D GARBETT	6.450	17	W LANDER	56	(2)
18	M ALLSOPP	203	18	D TURNBULL	1,142	18	* A McPEAKE	6.488	18	C ROYTHORNE	55	(2)
19	A SMITH	192	19	J LAMB	1,048	19	* R SEAMAN	6.550	19	R MASTERS	54	(2)
20	J LAMB	179	20	S ANAND	976	20	* G PEACH	6.788	20	S ANAND	53	(3)
21	P LEVERS	166	21	P LEVERS	957	21	* R BLAKE	7.125	21	J LAMB	49	(3)
22	J TAGUE	165	22	J LYMER	948	22	* T CHADWICK	7.250	22	P LEVERS	48	(2)
23	S ANAND	154	23	A SMITH	934	22	* S ANAND	7.250	23	A HOLLIDAY	43	(3)
24	J LYMER	146	24	J TAGUE	858	24	* A BULLOCK	7.438	24	I BRENTNALL	41	(3)
25	D EDWARDS	139	25	K ALCOCK	848	25	* M ALLSOPP	7.488	24	P BARBER	41	(2)
26	K ALCOCK	131	26	D EDWARDS	801	26	* L BLACKER	7.788	26	L BLACKER	40	(3)
27	C BOWLES (205)	127	27	G WESTON	682	27	* R CROSSLAND	8.175	27	J LYMER	38	(2)
28	A HOLLIDAY	123	28	A HOLLIDAY	679	28	* D McPEAKE	8.563	28	G WESTON	33	(2)
29	L EDWARDS	116	29	W LANDER	661	29	* L SMITH	8.725	28	C BOWLES	33	(2)
30	S SMITH	115	30	R LAWSON	656	30	* D BRENTNALL	8.838	30	D TURNBULL	32	(3)
31	G WESTON	113	31	L EDWARDS	654	31	* K PAYNE	8.850	31	K ALCOCK	30	(3)
32	R LAWSON	111	32	J HOLMES	639	32	* JJ HUGHES-DOWD	8.925	32	D EDWARDS	29	(2)
32	S GRAY	111	33	C BOWLES (1,012)	610	33	* J ROYTHORNE	8.938	32	D GARBETT	29	(2)
34	C HENRY	109	34	S SMITH	581	34	* J LEVERS	9.063	32	A TURNBULL	29	(2)
34	D GARBETT	109	35	C HENRY	552	35	* A DAVIES	9.138	35	B JOHNSON	28	(3)
36	B JOHNSON	107	36	B JOHNSON	543	36	* P LEVERS	9.188	36	R BLAKE	26	(2)
37	W LANDER	104	37	D GARBETT	523	37	* J LYMER	9.288	37	D BRENTNALL	25	(5)
38	J HOLMES	98	38	I BRENTNALL	511	38	* D TURNBULL	9.525	37	M ROGERS	25	(3)
39	I BRENTNALL	94	39	S GRAY	486	39	* S PANK	9.775	37	J HOLMES	25	
40	L BLACKER	92	40	R CROSSLAND	456	40	* D PASSELL	9.850	40	J NEALE	24	(2)
41	T DINGLEY	87	41	T DINGLEY	455	41	* J LAMB	10.063	41	JJ HUGHES-DOWD	23	(4)
42	A TURNBULL (238)	86	42	J ROYTHORNE	432	42	* T DINGLEY	10.125	42	J LEVERS	22	(3)
43	R CROSSLAND	81	43	L BLACKER	400	43	* I BRENTNALL	10.325	42	R CROSSLAND	22	(2)
44	A STAMPER	76	44	R BLAKE	383	44	* M KNIGHTON	10.363	44	S MINNIS	21	(3)
45	S PANK	69	45	A TURNBULL (1,287)	382	45	* G WESTON	10.375	44	S PANK	21	(2)
45	J ROYTHORNE	69	46	A STAMPER	366	46	* D EDWARDS	10.438	44	T DINGLEY	21	
47	S MINNIS	67	47	S PANK	364	47	* M ROGERS	10.463	47	J ROYTHORNE	20	(2)
48	R BLAKE	62	48	J LITHERLAND	362	48	* D LATHAM	10.950	48	C HENRY	19	
48	J LITHERLAND	62	49	S MINNIS	356	49	* S MINNIS	11.400	49	A FEARN	18	(2)
50	J NEALE	60	50	J LEVERS	322	50	* D HUGHES-DOWD	11.413	50	R LITHERLAND	17	(2)

(Driver Ranking = Average Position in Qualifying, Final Position, Fastest Lap & Race Laps Over Last 20 club nights)

ADULT STATISTICS 1992-2024 - AFTER DHORC 695

Sheet 2 of 5 (Note: Highlighted Names are Current 2024 Members, CS = Best Consecutive Results)

MEETINGS (Junior & Adult) ATTENDED		RACES (Junior & Adult) COMPLETED		DRIVER RANKING		FINALS WON					
Pos	ADULT	No	Pos	ADULT	No	Pos	ADULT	No	CS		
51	M ROGERS	57	51	A FEARN (380)	319	51	* B JOHNSON	12.163	51	S LANDER	14 (2)
52	R LITHERLAND (206)	54	52	J NEALE	318	52	* J HOLMES	12.350	52	T CHADWICK	13 (2)
53	J LEVERS	53	53	M ROGERS	308	53	* A HOLLIDAY	12.463	52	S GRAY	13
54	G SCHULE	52	54	M MARTINEZ	289	54	* K ALCOCK	12.613	54	J HITCHCOCK	12 (2)
55	A FEARN	49	55	K LYE	263	55	* A FEARN	12.625	54	P FOXLEY	12 (2)
55	M MARTINEZ	49	56	G SCHULE	258	56	* M STURGESS	12.675	54	R LAWSON	12
57	D OLIVER	45	57	C BULLOCK (639)	248	57	* N LAMBERT	12.950	57	T MEASHAM	11
58	D WALKER	42	58	D BRETNALL	225	58	* P FOXLEY	12.963	57	S SMITH	11
58	K LYE	42	58	T CHADWICK (999)	225	59	* H SMITH	13.138	57	H SMITH	11
60	D BRETNALL	41	60	D OLIVER	216	60	* J LAWSON	13.188	60	D WALKER	10
60	JJ HUGHES-DOWD (86)	41	61	D WALKER	212	61	* G SCHULE	13.238	60	D PASSELL	10 (2)
62	D HUGHES-DOWD	40	62	A DAVIES	211	62	* J TETLEY	13.313	60	L EDWARDS	10
63	A THOMPSON	39	63	T MEASHAM (758)	208	63	* A WOODHOUSE	13.350	63	S DUNN	9 (2)
64	M KNIGHTON	36	64	M KNIGHTON	206	64	* S GRAY	13.475	63	K LYE	9
64	T CHADWICK (183)	36	65	J CHELL	202	65	* A STEVENSON	13.713	63	D HUGHES-DOWD	9
64	C BULLOCK (102)	36	66	R LITHERLAND (1,118)	201	66	* C HENRY	13.763	66	G LAMBERT	8 (4)
67	S DUNN	35	67	D PASSELL	191	67	* D GREEN	13.850	66	J LITHERLAND	8
68	D PASSELL	34	68	S DUNN	183	68	* R LAWSON	13.900	66	C COOPER	8
68	A DAVIES	34	69	A THOMPSON	179	69	* S SMITH	13.950	69	R CHADWICK	7 (2)
68	A WOODHOUSE	34	70	P FOXLEY	172	70	* J LITHERLAND	14.125	69	A DAVIES	7
71	T MEASHAM (126)	33	71	G LAMBERT	168	71	* A STAMPER	14.300	69	D LATHAM	7
72	G LAMBERT	32	72	M STURGESS	163	72	* R MASTERS	14.325	69	J LAWSON	7
72	P FOXLEY	32	73	S SUMNER	157	73	* M HOLLAND	14.375	73	M JUBB	6
74	A STEVENSON	31	74	B BRUCE	148	74	* N CHATTLE	14.488	73	A STAMPER	6
75	J CHELL	30	75	R CHADWICK	146	75	* B BRUCE	14.563	73	C BULLOCK	6
76	M STURGESS	29	76	D HUGHES-DOWD	145	76	* M DUTSON	14.600	73	K PAYNE	6
77	R HITCHCOCK	27	77	J TETLEY	143	77	* L EDWARDS	14.800	73	J TETLEY	6 (2)
77	R CHADWICK	27	78	K PAYNE	140	78	* C BULLOCK	15.138	73	T BALDOCK	6
79	S SUMNER	26	79	R HITCHCOCK	138	79	* D OLIVER	15.688	79	C SCHOFIELD	5 (2)
79	M DUTSON	26	80	M HOLLAND	129	80	* S DUNN	15.963	79	AJ McPEAKE	5 (2)
81	B BRUCE	25	81	J HITCHCOCK	127	81	* A THOMPSON	16.063	79	I HOLLAND	5
81	D LATHAM	25	82	C SCHOFIELD	124	82	* G LAMBERT	16.175	79	M TANSLEY	5
83	C STANNARD	24	83	I HOLLAND	120	83	* S SUMNER	16.425	79	D OLIVER	5
83	H SMITH (137)	24	83	D GREEN	120	84	* M MARTINEZ	16.763	79	D GREEN	5
85	I HOLLAND	23	85	N CHATTLE	119	85	* J CHELL	17.138	79	J CHELL	5
85	J HITCHCOCK	23	86	S LANDER	118	86	* C STANNARD	17.325	79	R JAMES	5
85	C SCHOFIELD	23	86	C STANNARD	118	87	* R HITCHCOCK	18.063	87	S REVITT	4 (2)
85	D GREEN	23	88	A WOODHOUSE	113	88	* C SCHOFIELD	18.113	87	R HITCHCOCK	4
85	M HOLLAND	23	89	T HAGUES	111	89	* D WALKER	18.163	87	M KNIGHTON	4
85	K PAYNE	23	89	A STEVENSON	111	90	* P BARBER	18.938	87	M STURGESS	4
91	J TETLEY	21	91	R JAMES	105	91	* J HITCHCOCK	21.388	87	M BLOOD	4
92	N CHATTLE	20	92	C CARRINGTON	100	92	* R CHADWICK	22.013	92	S PATCHING	3
92	J LAWSON (100)	20	93	M JUBB	99	93	* I HOLLAND	22.288	92	C NORRIS	3
94	M JUBB	19	94	D LATHAM	98	N/A	T BALDOCK	2.583	92	J HENRY	3
95	C CARRINGTON	18	95	C BRADFORD	97	N/A	S REVITT	3.792	92	C CARRINGTON	3
95	T HAGUES	18	96	P MELLOR	93	N/A	S LANDER	4.485	92	A HUGHES	3
97	N MAFFIN	17	97	N MAFFIN	82	N/A	AJ McPEAKE	6.659	92	M HOLLAND	3
97	S LANDER	17	97	M DUTSON	82	N/A	A HUGHES	6.792	92	C STANNARD	3
97	P MELLOR	17	99	P COCKBILL	81	N/A	S WHITE	8.000	92	JT HUGHES-DOWD	3
97	C BRADFORD	17	100	D LEVERTON	75	N/A	C SLATER	9.250	100	H VD HEUVEL	2 (2)

ADULT STATISTICS 1992-2024 - AFTER DHORC 695

Sheet 3 of 5 (Note: Highlighted Names are Current 2024 Members, CS = Best Consecutive Results)

MEETINGS (Junior & Adult)		RACES (Junior & Adult)				DRIVER			FINALS			
ATTENDED		COMPLETED				RANKING			WON			
Pos	ADULT	No	Pos	ADULT	No	Pos	ADULT	SCORE	Pos	ADULT	No	CS
97	C COOPER	17	101	M TANSLEY	73	N/A	L BOWLES	10.357	100	J KELLY	2	
102	P COCKBILL	16	102	YAN SHEN	68	N/A	S SIDDANS	10.417	100	C SLATER	2	(2)
103	R JAMES	15	103	J KELLY	67	N/A	J KELLY	10.500	100	YAN SHEN	2	
104	M TANSLEY	14	104	S REVITT	63	N/A	J HENRY	11.000	100	I HALL	2	
104	L BOWLES (92)	14	105	JJ HUGHES-DOWD (216)	62	N/A	F HOLMES	11.194	100	S SUMNER	2	
106	J KELLY	13	106	M WATTS (130)	61	N/A	C COOPER	11.500	100	B BRUCE	2	
106	D LEVERTON	13	106	C COOPER	61	N/A	M BLOOD	11.639	100	C BRADFORD	2	
108	S REVITT	12	108	J McDONALD (98)	60	N/A	JT HUGHES-DOWD	12.094	100	M MARTINEZ	2	
108	P PURKIS	12	109	M BLOOD	58	N/A	C ATKINSON	12.125	100	L BOWLES	2	
108	M WATTS (25)	12	109	W BLURTON	58	N/A	J MELLOR	12.650	100	A WOODHOUSE	2	
108	T STACEY	12	109	F HOLMES (827)	58	N/A	A DOBBINS	12.925	111	R GILLARD	1	
112	AJ McPEAKE (76)	11	112	I HALL	57	N/A	P WRIGHT	13.250	111	D ROYTHORNE	1	
112	YAN SHEN	11	112	T STACEY	57	N/A	T STACEY	13.271	111	P COCKBILL	1	
114	R GILLARD	10	114	T CASH	54	N/A	P ZIMMERMAN	13.500	111	J JOHNSON	1	
114	A DOBBINS	10	115	N WRIGHT	52	N/A	M TANSLEY	13.500	111	G SCHULE	1	
114	I HALL	10	116	AJ McPEAKE (376)	50	N/A	L COPLEY	13.500	111	M WATTS	1	
114	J McDONALD (16)	10	116	T BALDOCK	50	N/A	N WRIGHT	13.556	111	B GEBAUERS	1	
118	N WRIGHT	9	118	R GILLARD	49	N/A	C WILKINSON	14.083	111	G CLARK	1	
118	M BLOOD	9	118	A DOBBINS	49	N/A	C CARRINGTON	14.111	111	L COPLEY	1	
118	T BALDOCK	9	118	D KENNING	49	N/A	M GRAHAM	14.583	111	A DOBBINS	1	
118	T CASH	9	121	P PURKIS	47	N/A	K JEFFRIES	14.688	111	C WILKINSON	1	
118	F HOLMES (139)	9	122	A LEE	46	N/A	Da BUCKLEY	14.844	111	R HILL	1	
123	C NORRIS	8	122	Z MIDDLETON	46	N/A	S ALLDREAD	14.917	111	N CHATTLE	1	
123	Da BUCKLEY	8	124	Da BUCKLEY	43	N/A	B COOK	15.000	111	C ATKINSON	1	
123	W BLURTON	8	125	A HUGHES (414)	42	N/A	J FLETCHER	15.125	111	A THOMPSON	1	
123	D KENNING	8	125	H SMITH (637)	42	N/A	W BLURTON	15.438	111	A LEE	1	
123	JT HUGHES-DOWD (16)	8	127	P WRIGHT	40	N/A	R HEATON	15.500	111	D LLOYD	1	
128	S PATCHING	7	128	G CLARK	39	N/A	R GILLARD	15.575	111	Z MIDDLETON	1	
128	G CLARK	7	129	S PATCHING	38	N/A	R JAMES	15.617	111	T STACEY	1	
128	J HENRY (134)	7	129	C NORRIS	38	N/A	G CLARK	15.750	111	F HOLMES	1	
128	R HILL	7	131	J HENRY (695)	37	N/A	L HENDERSON	15.750	111	J McDONALD	1	
128	L ELMORE	7	132	C WILKINSON	35	N/A	A LEE	15.833				
133	D HARROP	6	132	YUAN ZHI	35	N/A	D LEVERTON	15.846				
133	D HART	6	132	L ELMORE	35	N/A	R SPENCER	15.850				
133	P WRIGHT	6	132	J LAWSON (438)	35	N/A	YUAN ZHI	15.875				
133	C WILKINSON	6	136	D BUCKLEY	33	N/A	R HILL	16.071				
133	A HUGHES (67)	6	137	R HILL	32	N/A	S KERR	16.083				
133	Ch HOLLAND	6	138	D HART	30	N/A	P COCKBILL	16.156				
133	D BUCKLEY	6	138	D HARROP	30	N/A	D LLOYD	16.167				
133	YUAN ZHI	6	138	Ch HOLLAND	30	N/A	S PATCHING	16.179				
133	A LEE	6	141	St BOWMAN	29	N/A	Z MIDDLETON	16.250				
133	Z MIDDLETON	6	141	C BLURTON	29	N/A	J McDONALD	16.375				
133	S KERR	6	143	R SPENCER	28	N/A	D KENNING	16.469				
133	M GRAHAM	6	144	C ATKINSON	27	N/A	L HAYMES	16.500				
145	R SPENCER	5	145	K JEFFRIES	26	N/A	M WATTS	16.625				
145	J MELLOR (87)	5	146	L COPLEY	25	N/A	C NORRIS	16.714				
145	C BLURTON	5	146	D LLOYD	25	N/A	T CASH	16.889				
148	B GEBAUERS	4	148	S SIDDONS	23	N/A	G HADDON	17.000				
148	C ROBINSON	4	149	S KERR	22	N/A	D HARROP	17.500				
148	S HENDRY	4	149	M GRAHAM	22	N/A	St BOWMAN	17.500				

ADULT STATISTICS 1992-2024 - AFTER DHORC 695

Sheet 4 of 5 (Note: Highlighted Names are Current 2024 Members, CS = Best Consecutive Results)

MEETINGS (Junior & Adult)			RACES (Junior & Adult)			DRIVER RANKING			FINALS WON			
ATTENDED			COMPLETED			RANKING			WON			
Pos	ADULT	No	Pos	ADULT	No	Pos	ADULT	SCORE	Pos	ADULT	No	CS
148	C ATKINSON	4	151	B GEBAUERS	21	N/A	YAN SHEN	17.636				
148	K JEFFRIES	4	152	C ROBINSON	20	N/A	I HALL	17.650				
148	W PARKIN	4	152	S HENDRY	20	N/A	L ZHOU	17.750				
148	St BOWMAN	4	154	L BOWLES (372)	19	N/A	C ROBINSON	18.000				
155	H VD HEUVEL	3	155	W PARKIN	17	N/A	N MAFFIN	18.103				
155	J JOHNSON	3	156	J JOHNSON	16	N/A	D HART	18.208				
155	S ALLDREAD	3	156	J MELLOR (497)	16	N/A	T HAGUES	18.236				
155	L COPLEY	3	158	S ALLDREAD	15	N/A	C BRADFORD	18.279				
155	S SIDDONS	3	158	S BENNETT	15	N/A	D BUCKLEY	18.333				
155	D LLOYD	3	160	H VD HEUVEL	14	N/A	J ASHCROFT	18.375				
155	S BENNETT	3	160	P ZIMMERMANN	14	N/A	B FAHRNER	18.750				
162	D ROYTHORNE	2	160	L HENDERSON	14	N/A	Ch HOLLAND	18.792				
162	J ASHCROFT	2	163	D ROYTHORNE	11	N/A	C BLURTON	18.800				
162	A CARTER	2	163	JT HUGHES-DOWD (41)	11	N/A	B GEBAUERS	18.875				
162	B FAHRNER	2	165	J ASHCROFT	10	N/A	S HENDRY	19.188				
162	L ZHOU	2	165	A CARTER	10	N/A	D ROYTHORNE	19.375				
162	B COOK	2	165	B FAHRNER	10	N/A	M JUBB	19.408				
162	J FLETCHER	2	165	B COOK	10	N/A	S BENNETT	19.417				
162	L HAYMES	2	165	J FLETCHER	10	N/A	J JOHNSON	19.500				
170	S WHITE	1	165	L HAYMES	10	N/A	A HARTLEY	19.750				
170	P DUNNE	1	171	L ZHOU	9	N/A	W PARKIN	19.813				
170	A HARTLEY	1	172	C SLATER	7	N/A	T MAKUNI	20.000				
170	C SLATER	1	173	T MAKUNI	6	N/A	P DUNNE	20.750				
170	P ZIMMERMANN	1	174	S WHITE	5	N/A	P MELLOR	20.882				
170	L HENDERSON	1	174	R HEATON	5	N/A	A CARTER	21.625				
170	G HADDON (26)	1	174	A HARTLEY	5	N/A	L ELMORE	21.786				
170	T MAKUNI	1	174	G HADDON (143)	5	N/A	P PURKIS	22.667				
170	R HEATON	1	178	P DUNNE	4	N/A	H VD HEUVEL	22.917				

ADULT STATISTICS 1992-2024, AFTER DHORC 695

Sheet 5 of 5 (Note: Highlighted Names are Current 2024 Members, CS = Best Consecutive Results)

POLES				IQR's				WINS				FASTEST LAPS				BEST RACE LAPS				CHAMPIONSHIPS	
Pos	ADULT	No	CS	Pos	ADULT	No	CS	Pos	ADULT	No	CS	Pos	ADULT	No	CS	Pos	ADULT	No	CS	YEAR	ADULT
1	L PATEMAN	130	(7)	1	L PATEMAN	510	(19)	1	L PATEMAN	122	(4)	1	L PATEMAN	286	(14)	1	L PATEMAN	191	(6)	1992	N SISMEY
2	M CHADWICK	101	(9)	2	N SISMEY	400	(5)	2	S GOODLIP	93	(5)	2	A SMITH	67	(6)	2	N SISMEY	91	(5)	1993	J TAGUE
3	S GOODLIP	96	(7)	3	S GOODLIP	393	(8)	3	N SISMEY	86	(4)	3	S GOODLIP	65	(5)	3	S GOODLIP	75	(3)	1994	J TAGUE
4	N SISMEY	86	(3)	4	M CHADWICK	394	(10)	4	M CHADWICK	83	(7)	4	N SISMEY	51	(4)	4	A SMITH	73	(3)	1995	J TAGUE (3)
5	A SMITH	67	(4)	5	J SISMEY	210	(8)	5	J SISMEY	59	(3)	5	J TAGUE	48	(5)	5	M CHADWICK	66	(3)	1996	M CHADWICK
6	J SISMEY	50	(4)	6	W LANDER	183	(16)	5	A SMITH	59	(3)	6	J SISMEY	38	(4)	6	J SISMEY	39	(3)	1997	M CHADWICK
7	W LANDER	42	(11)	7	A SMITH	181	(4)	7	W LANDER	41	(9)	7	W LANDER	26	(5)	7	W LANDER	37	(11)	1998	N SISMEY
8	J TAGUE	28	(4)	8	J TAGUE	126	(5)	8	P REES	30	(2)	8	M CHADWICK	22	(2)	8	J TAGUE	28	(3)	1999	N SISMEY
9	P REES	19	(2)	9	P REES	194	(3)	9	J TAGUE	28	(4)	9	A McPEAKE	13	(2)	9	P REES	25	(2)	2000	M CHADWICK
10	A McPEAKE	16		10	A McPEAKE	101	(4)	10	A McPEAKE	16	(2)	10	P REES	14	(3)	10	A McPEAKE	13		2001	M CHADWICK
11	J LYMER	14		11	J NEALE	45	(6)	11	J LYMER	13	(2)	11	J NEALE	8	(2)	11	L SMITH	10	(2)	2002	S GOODLIP
12	J NEALE	9	(3)	12	L SMITH	37	(3)	12	J NEALE	9	(2)	12	L SMITH	7		12	D GARBETT	7		2003	L PATEMAN
13	L SMITH	6		13	J LYMER	36	(3)	13	S ANAND	5		13	C ROYTHORNE	6		13	J NEALE	6		2004	L PATEMAN
14	T BALDOCK	5	(2)	14	D GARBETT	30	(3)	13	M ALLSOPP	5		14	D GARBETT	5		13	M ALLSOPP	6		2005	M CHADWICK (5)
14	D GARBETT	5		15	S ANAND	25	(2)	13	T BALDOCK	5		15	T BALDOCK	4		15	J LYMER	5		2006	W LANDER
16	S ANAND	3		16	M ALLSOPP	21	(2)	16	C ROYTHORNE	4		15	T CHADWICK	4		16	T CHADWICK	4		2007	W LANDER
16	S REVITT	3	(2)	17	T BALDOCK	19	(8)	16	L SMITH	4	(2)	15	A BULLOCK	4		16	T BALDOCK	4	(2)	2008	W LANDER (3)
16	P LEVERS	3		18	G PEACH	18	(3)	16	D GARBETT	4		15	C BOWLES	4	(2)	18	S ANAND	3		2009	J SISMEY
16	J LAMB	3		19	A TURNBULL	15	(2)	16	A TURNBULL	4		19	D BRENTNALL	3		19	S REVITT	2	(2)	2010	L PATEMAN
20	S LANDER	2		20	C ROYTHORNE	12	(2)	20	S LANDER	3		19	G PEACH	3		19	D BRENTNALL	2		2011	L PATEMAN
20	D McPEAKE	2		20	S LANDER	12	(2)	20	G PEACH	3		19	J LYMER	3		19	D McPEAKE	2		2012	L PATEMAN (5)
20	A BULLOCK	2		22	D McPEAKE	11		22	S REVITT	2		19	J LAMB	3		19	R BLAKE	2		2013	J SISMEY
20	C ROYTHORNE	2		23	S REVITT	10	(5)	22	AJ McPEAKE	2		23	S REVITT	2		19	K LYE	2		2014	J SISMEY (3)
20	G PEACH	2	(2)	23	T CHADWICK	10		22	R SEAMAN	2		23	A DAVES	2	(2)	19	P LEVERS	2		2015	N SISMEY (4)
20	C BOWLES	2		23	A BULLOCK	10	(3)	22	D McPEAKE	2		23	A TURNBULL	2		19	J LAMB	2		2016	S GOODLIP
20	A TURNBULL	2		26	T MEASHAM	9		22	T CHADWICK	2		26	M ROGERS	1		19	C ROYTHORNE	2		2017	S GOODLIP
27	T MEASHAM	1		26	P LEVERS	9		22	J LAMB	2		26	I BRENTNALL	1		19	G PEACH	2		2018	S GOODLIP
27	K LYE	1		26	J LAMB	9	(3)	22	R LITHERLAND	2		26	AJ McPEAKE	1		19	A TURNBULL	2		2019	A SMITH
27	A DAVES	1		29	N LAMBERT	7		29	K LYE	1		26	D McPEAKE	1		19	C BOWLES	2		2020	N/A
27	R LITHERLAND	1		30	T DINGLEY	6		29	R HILL	1		26	B JOHNSON	1		19	JJ HUGHES-DOWD	2		2021	A SMITH
				30	R LITHERLAND	6	(2)	29	R BLAKE	1		26	S LANDER	1		31	M ROGERS	1		2022	A SMITH (3)
				32	AJ McPEAKE	5	(2)	29	P LEVERS	1		26	R SEAMAN	1		31	S MINNIS	1		2023	S GOODLIP (5)
				32	R SEAMAN	5	(3)	29	J ROYTHORNE	1		26	G WESTON	1		31	I BRENTNALL	1			
				32	J LEVERS	5		29	S SMITH	1		26	T MEASHAM	1		31	S PANK	1			
				35	M ROGERS	4		29	C BOWLES	1		26	J LEVERS	1		31	T DINGLEY	1			
				35	S MINNIS	4		29	JJ HUGHES-DOWD	1		26	R BLAKE	1		31	S LANDER	1			
				35	K LYE	4						26	S ANAND	1		31	G WESTON	1			
				35	C BOWLES	4						26	P LEVERS	1		31	J LEVERS	1			
				39	D BRENTNALL	3						26	J ROYTHORNE	1		31	R HILL	1			
				39	R BLAKE	3						26	K ALCOCK	1		31	S SUMNER	1			
				39	R CROSSLAND	3						26	JJ HUGHES-DOWD	1		31	R CROSSLAND	1			
				42	I BRENTNALL	2										31	J ROYTHORNE	1			
				42	R MASTERS	2										31	S SMITH	1			
				44	P FOXLEY	1															
				44	S PANK	1															
				44	G WESTON	1															
				44	A FEARN	1															
				44	K PAYNE	1															
				44	J ROYTHORNE	1															
				44	K ALCOCK	1															
				44	A DAVES	1															
				44	JJ HUGHES-DOWD	1															
				44	J CHELL	1															

IQR Means Individual Qualifying Rounds I.E. Yellow, Green, Red and Blue Lane on a Normal Club Night

JUNIOR STATISTICS 1992-2024 - AFTER DHORC 695

Sheet 1 of 4 (Note: Highlighted Names are Current 2024 Members, CS = Best Consecutive Results)

MEETINGS ATTENDED		RACES COMPLETED		DRIVER RANKING		FINALS WON						
Pos	JUNIOR	No	Pos	JUNIOR	No	Pos	JUNIOR					
1	A TURNBULL	152	1	R LITHERLAND	917	1	* L SMITH	1.113	1	R LITHERLAND	61	(5)
1	R LITHERLAND	152	2	A TURNBULL	905	2	* A HUGHES	1.175	2	J HENRY	59	(3)
3	T CHADWICK	147	3	L TURNBULL	807	3	* AJ McPEAKE	1.275	3	A HALL	56	
4	L TURNBULL	133	4	T CHADWICK	774	4	* J MELLOR	1.400	3	A TURNBULL	56	(2)
5	F HOLMES	130	5	F HOLMES	769	5	* J HENRY	1.438	5	T CHADWICK	51	
6	G REYES-ENGLAND	128	6	G REYES-ENGLAND	766	6	* A HALL	1.475	6	J SISMEY	47	
7	J HENRY	127	7	J HENRY	658	7	* JJ HUGHES-DOWD	1.513	7	L BOWLES	40	
8	J SISMEY	120	8	J SISMEY	654	8	* R LITHERLAND	1.600	8	H SMITH	37	(2)
9	H SMITH	113	9	Z ROYTHORNE	602	9	* L BOWLES	1.613	9	J MELLOR	36	
10	R REES	103	10	H SMITH	595	10	* T MEASHAM	1.638	10	L SMITH	33	
11	Z ROYTHORNE	100	11	T MEASHAM	550	11	* A TURNBULL	1.663	11	P CONNALLY	32	(2)
12	P CONNALLY	95	12	L BROOKS	539	12	* T CHADWICK	1.825	12	M MINNIS	31	(2)
13	C BRENTNALL	94	13	B ROYTHORNE	504	13	* J SISMEY	1.838	12	A HUGHES	31	
14	T MEASHAM	93	14	P CONNALLY	500	14	* M MINNIS	2.000	14	AJ McPEAKE	30	(2)
15	B ROYTHORNE	84	15	A HALL	490	15	* J PATEMAN	2.025	14	C BRENTNALL	30	(2)
16	L BROOKS	83	16	C BRENTNALL	486	16	* P CONNALLY	2.175	14	J PATEMAN	30	
17	J MELLOR	82	17	J MELLOR	481	17	* C BRENTNALL	2.275	14	G REYES-ENGLAND	30	
18	A HALL	80	18	R REES	467	18	* C BULLOCK	2.300	18	C BOWLES	28	
18	J LAWSON	80	19	J PATEMAN	428	19	* C BOWLES	2.313	18	L TURNBULL	28	(2)
20	C BOWLES	78	20	J LAWSON	403	20	* K ASHWORTH	2.613	20	F HOLMES	26	
20	L BOWLES	78	21	C BOWLES	402	21	* J WOODHOUSE	2.638	21	B ROYTHORNE	25	(2)
22	T PANK	74	22	C BULLOCK	391	22	* N GULL	2.763	21	Z ROYTHORNE	25	(3)
23	J PATEMAN	71	23	K LEVERS	381	23	* T PANK	2.800	23	R REES	24	
24	M MINNIS	68	24	T PANK	378	24	* J LAWSON	2.888	24	J STEVENSON	23	
25	C BULLOCK	66	25	A HUGHES	372	25	* H SMITH	2.975	24	T MEASHAM	23	(3)
25	K LEVERS	66	25	Ca HOLLAND	372	26	* Z ROYTHORNE	3.038	26	J LAWSON	22	(2)
27	AJ McPEAKE	65	27	J MARTINEZ	369	27	* K LEVERS	3.125	26	JJ HUGHES-DOWD	22	
28	A HUGHES	61	28	L BOWLES	353	28	* K ALI	3.188	28	L BROOKS	21	(2)
28	Ca HOLLAND	61	29	L SMITH	352	29	* L TURNBULL	3.238	29	T PANK	20	
30	J MARTINEZ	59	29	M LITHERLAND	352	30	* B ROYTHORNE	3.250	30	K LEVERS	15	
31	L SMITH	55	31	M MINNIS	343	31	* P WALKER	3.325	31	D BARKER	14	
32	J STEVENSON	54	32	AJ McPEAKE	326	32	* J THOMPSON	3.400	31	M LITHERLAND	14	
33	M LITHERLAND	53	33	B BROOKS	325	33	* J LISTER	3.700	33	J MARTINEZ	13	
34	D BARKER	51	34	D PAUL	308	34	* T GREEN	3.725	34	C DAVENPORT	12	
34	B BROOKS	51	35	L CHADWICK	277	35	* P MARTIN	3.763	34	K ALI	12	
36	D PAUL	49	36	J STEVENSON	276	35	* R COOK	3.763	34	D PAUL	12	(2)
37	S SCHULE	47	37	D BARKER	266	37	* C DAVENPORT	3.775	37	M McNULTY	10	
37	L CHADWICK	47	38	P MARTIN	263	38	* S SLATER	3.813	37	P MARTIN	10	
39	P WALKER	46	39	S BOWMAN	244	39	* K SCHOFIELD	3.888	37	S BOWMAN	10	
40	P MARTIN	45	40	P WALKER	236	40	* K COOK	4.050	40	G HADDON	9	
40	JJ HUGHES-DOWD	45	41	S SCHULE	234	41	* F HOLMES	4.250	40	T GREEN	9	
42	J LISTER	41	41	J LISTER	234	42	* T STEVENSON	4.425	40	N GULL	9	
42	S BOWMAN	41	43	J HAGUES	221	43	* G HADDON	4.500	40	M BRADLEY	9	
44	J HAGUES	38	44	R COOK	197	44	* E HENRY	4.650	40	J THOMPSON	9	
45	J WOODHOUSE	34	45	M BRADLEY	194	45	* G REYES-ENGLAND	4.738	45	K SCHOFIELD	8	
46	T STEVENSON	33	46	D JACKSON	190	46	* A OXSPRING	4.750	45	L CHADWICK	8	
47	K ALI	30	47	I BRADLEY	189	47	* R REES	4.800	45	C BULLOCK	8	
48	M McNULTY	29	48	K ALI	185	48	* M BRADLEY	4.900	45	B BROOKS	8	(2)
48	J BULLOCK	29	48	E JACKSON	185	49	* D BARKER	5.038	45	Ca HOLLAND	8	
48	R COOK	29	50	N BRADFORD	172	50	* J STEVENSON	5.125	45	H TAYLOR	8	

(Driver Ranking = Average Position in Qualifying, Final Position, Fastest Lap & Race Laps Over Last 20 club nights)

JUNIOR STATISTICS 1992-2024 - AFTER DHORC 695

Sheet 2 of 4 (Note: Highlighted Names are Current 2024 Members, CS = Best Consecutive Results)

MEETINGS ATTENDED		RACES COMPLETED		DRIVER RANKING		FINALS WON					
Pos	JUNIOR	No	Pos	JUNIOR	No	Pos	JUNIOR	No	CS		
48	A OXSPRING	29	51	A BRADFORD	169	51	* R HUGHES	5.275	51	R LEY	7
48	I BRADLEY	29	52	M SEO	163	52	* E WOODHOUSE	5.488	51	A CHATTLE	7
48	M BRADLEY	29	52	K COOK	163	53	* J ELMORE	5.600	51	A BRADFORD	7
48	D JACKSON	29	52	A OXSPRING	163	53	* J MARTINEZ	5.600	54	S SLATER	6 (2)
55	C DAVENPORT	28	52	S ROYTHORNE	163	55	* M SEO	5.675	54	P WALKER	6 (2)
55	E HENRY	28	56	N GULL	156	56	* A CHATTLE	5.863	54	G CONNALLY	6
55	E JACKSON	28	57	M McNULTY	154	57	* L CHADWICK	6.025	54	E HENRY	6
58	K SCHOFIELD	27	57	J PERRY	154	58	* J WATSON	6.063	54	R COOK	6
59	N GULL	26	57	JJ HUGHES-DOWD	154	59	* M LITHERLAND	6.250	54	E JACKSON	6
59	N BRADFORD	26	60	R HUGHES	151	60	* M McNULTY	6.288	54	D JACKSON	6 (2)
61	G HADDON	25	61	J BULLOCK	150	61	* J BULLOCK	6.300	54	T JAMES	6 (2)
61	A BRADFORD	25	62	C DAVENPORT	149	62	* B BROOKS	6.488	54	J HAGUES	6 (2)
61	S ROYTHORNE	25	63	K SCHOFIELD	144	63	* D PAUL	6.550	54	T STEVENSON	6
64	K COOK	24	64	E HENRY	143	64	* D JACKSON	7.088	54	J WOODHOUSE	6
64	J PERRY	24	65	G HADDON	138	65	* H TAYLOR	7.513	65	L HAWLEY	5
64	J THOMPSON	24	66	A CHATTLE	136	66	* S SCHULE	7.825	65	J BULLOCK	5
67	A CHATTLE	23	67	L STOTT-ZAFIROPOULOS	135	67	* S BOWMAN	8.050	65	A HARTLEY	5 (2)
67	L STOTT-ZAFIROPOULOS	23	68	H TAYLOR	134	68	* E STOTT-ZAFIROPOULOS	8.063	65	B CARRINGTON	5
67	J ELMORE	23	69	K ASHWORTH	132	69	* S MAFFIN	8.275	65	K ASHWORTH	5
70	J WATSON	22	69	J ELMORE	132	70	* L BROOKS	8.475	65	M WARREN	5
70	R MAFFIN	22	71	T JAMES	131	71	* S MARTINEZ	8.600	65	K COOK	5
70	T GREEN	22	72	E STOTT-ZAFIROPOULOS	130	72	* T SHARP	8.663	65	N BRADFORD	5
70	R HUGHES	22	73	B RILEY	124	73	* L STOTT-ZAFIROPOULOS	8.900	65	I PAUL	5 (2)
70	E STOTT-ZAFIROPOULOS	22	74	T STEVENSON	123	74	* Ca HOLLAND	8.913	74	A REES	4
75	K ASHWORTH	21	75	J WOODHOUSE	120	75	* R MAFFIN	8.988	74	J WATSON	4
75	H TAYLOR	21	76	T GREEN	119	76	* N BRADFORD	9.550	74	T SHARP	4
75	S MARTINEZ	21	77	S MARTINEZ	117	77	* I BRADLEY	9.688	74	M WATTS	4
75	E WOODHOUSE	21	78	J WATSON	113	78	* J HAGUES	9.800	74	J LISTER	4
79	S SLATER	20	79	R MAFFIN	109	79	* S ROYTHORNE	10.000	74	B JEFFRIES	4
79	T SHARP	20	80	S SLATER	108	80	* A BRADFORD	10.775	74	E STOTT-ZAFIROPOULOS	4
79	S MAFFIN	20	80	B CARRINGTON	108	81	* T JAMES	10.863	74	L STOTT-ZAFIROPOULOS	4
79	T JAMES	20	82	T SHARP	103	82	* E JACKSON	12.500	74	J ELMORE	4
83	B RILEY	19	82	J GRATTON	103	83	* J PERRY	13.813	74	S ROYTHORNE	4
83	E DOYLE	19	84	S MAFFIN	99	N/A	L CAPEWELL	2.438	74	E DOYLE	4
85	B CARRINGTON	18	85	M WARREN	98	N/A	S GILLARD	2.725	74	JT HUGHES-DOWD	4
86	R LEY	17	86	F McCANDLESS	96	N/A	M WARREN	2.817	86	A PANK	3
86	G CONNALLY	17	87	R LEY	92	N/A	JT HUGHES-DOWD	2.875	86	C CLARK	3
86	J GRATTON	17	87	J THOMPSON	92	N/A	A WATHEY	3.545	86	R HUGHES	3
89	A HARTLEY	15	89	G CONNALLY	91	N/A	K JACKSON	3.563	86	J PERRY	3
89	J MOSEDALE	15	90	A HARTLEY	83	N/A	T REES	3.667	86	J BLURTON	3
89	M WARREN	15	91	A WATHEY	72	N/A	S TAGUE	3.813	91	C WOODCOCK	2
92	C KAVANAGH	13	91	J MOSEDALE	72	N/A	A FEARN	3.850	91	Mat McNULTY	2
92	M WATTS	13	91	B JEFFRIES	72	N/A	E DOYLE	3.895	91	J MOSEDALE	2
94	J DOBBINS	12	91	E WOODHOUSE	72	N/A	N ZIMMERMANN	3.969	91	D SPENCER	2
94	F McCANDLESS	12	95	M WATTS	69	N/A	R LEY	4.103	91	N ZIMMERMANN	2
96	A PANK	11	96	I PAUL	68	N/A	C CLARK	4.179	91	A OXSPRING	2
96	A WATHEY	11	97	C KAVANAGH	65	N/A	D SPENCER	4.375	91	L BLAKE	2
96	N McDONALD	11	97	E DOYLE	65	N/A	N BLACK	4.375	91	D JEFFRIES	2 (2)
99	S GILLARD	10	99	D JEFFRIES	62	N/A	M BUCKLEY	4.417	91	J GRATTON	2
99	A FEARN	10	100	A FEARN	61	N/A	M WESTON	4.438	91	F McCANDLESS	2

JUNIOR STATISTICS 1992-2024 - AFTER DHORC 695

Sheet 3 of 4 (Note: Highlighted Names are Current 2024 Members, CS = Best Consecutive Results)

MEETINGS ATTENDED			RACES COMPLETED			DRIVER RANKING			FINALS WON			
Pos	JUNIOR	No	Pos	JUNIOR	No	Pos	JUNIOR	SCORE	Pos	JUNIOR	No	CS
99	I MATTHEWS	10	100	I MATTHEWS	61	N/A	T KERR	4.458	91	I BRADLEY	2	
102	L HAWLEY	9	102	J DOBBINS	60	N/A	L BLAKE	4.500	91	E PAUL	2	(2)
102	D NEALE	9	103	A PANK	58	N/A	M YEOMANS	4.563	91	B RILEY	2	
102	C WOODCOCK	9	104	N McDONALD	57	N/A	J GRAHAM	4.875	91	J McDONALD	2	
102	Mat McNULTY	9	105	J BLURTON	56	N/A	I MATTHEWS	5.075	91	T KERR	2	
102	B JEFFRIES	9	106	Ca BLURTON	55	N/A	J DOBBINS	5.083	91	J GRAHAM	2	
102	D JEFFRIES	9	107	E PAUL	54	N/A	N McDONALD	5.114	107	S GILLARD	1	
102	I PAUL	9	108	N ZIMMERMANN	51	N/A	A HARTLEY	5.212	107	C KAVANAGH	1	
102	E PAUL	9	109	S GILLARD	50	N/A	B REES	5.350	107	D NEALE	1	
110	M SEO	8	109	L HAWLEY	50	N/A	J MOSEDALE	5.462	107	A MILNER	1	
110	TI REES	8	111	S LIVESEY	49	N/A	M WILLIS	5.750	107	T REES	1	
110	C BARTLETT	8	112	C BARTLETT	48	N/A	B CARRINGTON	5.847	107	R MAFFIN	1	
110	Ca BLURTON	8	113	Mat McNULTY	47	N/A	J McDONALD	6.458	107	T ALLDREAD	1	
110	J BLURTON	8	114	C WOODCOCK	46	N/A	B JEFFRIES	6.472	107	M HART	1	
110	JT HUGHES-DOWD	8	115	D NEALE	44	N/A	L BELL	6.550	107	S MAFFIN	1	
116	A MILNER	7	116	C CLARK	41	N/A	D GEBAUERS	6.750	107	D GEBAUERS	1	
116	A REES	7	117	TI REES	40	N/A	D NEALE	7.083	107	L BELL	1	
116	C CLARK	7	118	A REES	38	N/A	L HAWLEY	7.083	107	M SEO	1	
116	N ZIMMERMANN	7	118	J McDONALD	38	N/A	D JEFFRIES	7.111	107	A FEARN	1	
116	M BUCKLEY	7	120	A MILNER	36	N/A	Mat McNULTY	7.167	107	I MATTHEWS	1	
121	M HART	6	121	B REES	35	N/A	C BARTLETT	7.344	107	M WILLIS	1	
121	S LIVESEY	6	122	M BUCKLEY	33	N/A	J GRATTON	7.426	107	B REES	1	
121	SM BLURTON	6	123	M HART	31	N/A	M WATTS	7.519	107	S TAGUE	1	
121	J McDONALD	6	123	A PARKIN	31	N/A	C WOODCOCK	8.056	107	L CAPEWELL	1	
121	T KERR	6	123	SM BLURTON	31	N/A	R FREEMAN	8.417	107	M BUCKLEY	1	
121	J GRAHAM	6	126	L PARKIN	30	N/A	H MOHAMMED	8.500	107	S LIVESEY	1	
127	L BELL	5	126	JT HUGHES-DOWD	30	N/A	G CONNALLY	8.588	107	L PARKIN	1	
127	B REES	5	128	K JACKSON	29	N/A	B RILEY	8.697	107	A PARKIN	1	
127	L BLAKE	5	128	M WESTON	29	N/A	A STOTT	8.750	107	R FREEMAN	1	
127	A PARKIN	5	128	R FREEMAN	29	N/A	A MILNER	8.786	107	S MARTINEZ	1	
127	L PARKIN	5	131	L BELL	26	N/A	M HART	9.417	107	E DOYLE	1	
132	D SPENCER	4	131	M YEOMANS	26	N/A	Ca BLURTON	9.594				
132	M YEOMANS	4	133	S TAGUE	24	N/A	J BLURTON	9.781				
132	M WILLIS	4	133	T KERR	24	N/A	A PANK	10.114				
132	S TAGUE	4	133	J GRAHAM	24	N/A	T ALLDREAD	10.167				
132	K JACKSON	4	136	D SPENCER	23	N/A	E GIBBS	10.417				
132	L CAPEWELL	4	137	M WILLIS	20	N/A	F McCANDLESS	10.558				
132	M WESTON	4	137	L CAPEWELL	20	N/A	C KAVANAGH	10.692				
139	T REES	3	139	T REES	16	N/A	TI REES	10.719				
139	D ALLDREAD	3	139	T ALLDREAD	16	N/A	D ALLDREAD	10.750				
139	T ALLDREAD	3	139	D GEBAUERS	16	N/A	A REES	10.786				
139	D GEBAUERS	3	142	D ALLDREAD	15	N/A	SM BLURTON	10.833				
139	E GIBBS	3	142	E GIBBS	15	N/A	A PARKIN	11.300				
139	R FREEMAN	3	144	H MOHAMMED	14	N/A	E PAUL	11.806				
145	N BLACK	2	145	L BLAKE	13	N/A	L PARKIN	12.900				
146	H MOHAMMED	1	146	N BLACK	10	N/A	S LIVESEY	13.083				
146	A STOTT	1	147	A STOTT	5	N/A	I PAUL	13.667				

Outright Track Record Holders After DHORC 695

Adults

Pos	Name	Qualifying	F1	GC	F1	GC	Total
			Fastest Laps	Fastest Laps	Race Laps	Race Laps	
1	L Pateman	35	44	60	29	49	217
2	S Goodlip	25	41	11	32	18	127
3	A Smith	38	10	34	13	30	125
4	N Sismey	16	8	12	16	16	68
5	J Sismey	15	7	8	13	12	55
6	M Chadwick	12			8	9	29
7	P Rees	3	5		12	3	23
8	W Lander	8	5	3	6		22
9	A McPeake	4	3	5	7		19
10	J Tague	4	3	2	2	5	16
11	J Lymer	4	2	1	2	1	10
12	T Baldock	3	1	1	1	2	8
13	D Garbett	1	1	1	3	1	7
14	A Turnbull	1	2		3		6
14	L Smith	2	1	3			6
16	C Roythorne		2	2		1	5
17	J Neale				2	1	3
17	S Anand	1			1	1	3
17	T Chadwick		1		2		3
17	J Lamb	1		1	1		3
17	JJ Hughes-Dowd		1		2		3
22	M Allsopp				2		2
22	S Lander			1	1		2
22	C Bowles	1	1				2
25	G Peach		1				1
25	D McPeake		1				1
25	J Roythorne				1		1
25	S Smith				1		1
25	R Litherland	1					1
25	S Pank				1		1
Total		175	140	145	161	149	770

Note: Some Records Can Be Held By More Than One Member - **Highlighted Names 2024 Members**

Outright Track Record Holders After DHORC 695

Juniors

Pos	Name	Qualifying	F1	GC	F1	GC	Total
			Fastest Laps	Fastest Laps	Race Laps	Race Laps	
1	A Turnbull	31	22	16	34	17	120
2	R Litherland	24	21	26	13	28	112
3	J Sismey	15	15	12	11	17	70
4	A Hall	12	8	6	13	11	50
5	T Chadwick	7	6	10	7	19	49
6	JJ Hughes-Dowd	14	7	4	9	3	37
7	AJ McPeake	10	9	4	9	4	36
8	L Bowles	12	3	5	4	8	32
9	T Measham	6	4	1	13	3	27
9	J Henry	2	9	5	9	2	27
11	J Mellor	10	4	4	2	4	24
11	H Smith	7	5	5	3	4	24
13	M Minnis	6	2	4	2	5	19
14	Z Roythorne	2	2	6		8	18
15	J Pateman	4	4	5	1	3	17
16	B Roythorne	1	1	6		2	10
17	F Holmes	1	3	2	3		9
17	C Brentnall		2	3		4	9
19	A Hughes	2	1	5			8
19	L Smith		4		4		8
21	J Lawson		1	2	2	2	7
22	T Pank		1	3	2		6
22	C Bowles	2	1		1	2	6
22	J Woodhouse	2	1	1	2		6
25	E Woodhouse	2	1	2			5
26	P Connally		1	3			4
26	R Rees	1	1	1		1	4
26	K Ashworth	1	1	1		1	4
26	L Turnbull	1	1		2		4
26	JT Hughes-Dowd	2		1		1	4
31	K Levers		1		1	1	3
32	P Martin		1		1		2
32	N Gull		1		1		2
34	Ca Holland			1			1
34	E Henry		1				1
34	C Clark					1	1
34	K Ali				1		1
34	B Brooks				1		1
34	J Elmore		1				1
34	S Roythorne			1			1
34	A Hartley			1			1
Total		177	146	146	151	151	771

Note: Some Records Can Be Held By More Than One Member - **Highlighted Names 2024 Members**

DHORC Statistics 2024

Poles		Adult			Junior			Poles	
Records		Name	Total	2024	Name	Total	2024	Records	
All Time		L Pateman	130	1	JJ Hughes-Dowd	18	8	All Time	
L Pateman	130	S Goodlip	96	2	J Lawson	10		R Litherland	61
Season		N Sismey	86		J Woodhouse	3	1	Season	
S Goodlip	17	A Smith	67	7	E Woodhouse	2		L Smith	21
		P Rees	19		JT Hughes-Dowd	2	2		
		L Smith	6						
		G Peach	2						
		A Turnbull	2						
		C Bowles	2						
		R Litherland	1	1					
Race Wins		Adult			Junior			Race Wins	
Records		Name	Total	2024	Name	Total	2024	Records	
All Time		L Pateman	122		JJ Hughes-Dowd	19	9	All Time	
L Pateman	122	S Goodlip	93	3	J Lawson	10		A Hall	49
Season		N Sismey	86		J Woodhouse	3		Season	
W Lander	16	A Smith	59	6	JT Hughes-Dowd	2	2	L Smith	20
		P Rees	30	1				A Hall	20
		A Turnbull	4						
		L Smith	4						
		G Peach	3						
		R Litherland	2						
		S Smith	1						
		C Bowles	1						
		JJ Hughes-Dowd	1	1					
Fast Laps		Adult			Junior			Fast Laps	
Records		Name	Total	2024	Name	Total	2024	Records	
All Time		L Pateman	286		JJ Hughes-Dowd	16	10	All Time	
L Pateman	286	A Smith	67	7	J Lawson	11		J Sismey	59
Season		S Goodlip	65	2	E Woodhouse	3		Season	
L Pateman	19	N Sismey	51		J Woodhouse	2		L Smith	21
A Smith	19	P Rees	14	2	JT Hughes-Dowd	1	1		
		L Smith	7						
		C Bowles	4						
		G Peach	3						
		A Turnbull	2						
		JJ Hughes-Dowd	1						
		B Johnson	1						
Race Laps		Adult			Junior			Race Laps	
Records		Name	Total	2024	Name	Total	2024	Records	
All Time		L Pateman	191	1	JJ Hughes-Dowd	17	9	All Time	
L Pateman	191	N Sismey	91		J Lawson	10	1	R Litherland	63
Season		S Goodlip	75	1	J Woodhouse	4		Season	
W Lander	16	A Smith	73	7	JT Hughes-Dowd	1	1	A Hall	22
		P Rees	25	2					
		L Smith	10						
		G Peach	2						
		A Turnbull	2						
		JJ Hughes-Dowd	2	1					
		C Bowles	2						
		S Smith	1						

Current Members Best Ever Position Records after DHORC 695																			
Qualifying				Final Position				Fastest Laps				Race Laps							
Pos	Adult	DHORC	Gap	Date	Pos	Adult	DHORC	Gap	Date	Pos	Adult	DHORC	Gap	Date	Pos	Adult	DHORC	Gap	Date
1	A Smith	695	0	14-May-24	1	A Smith	695	0	14-May-24	1	A Smith	695	0	14-May-24	1	A Smith	695	0	14-May-24
1	S Goodlip	694	1	14-May-24	1	P Rees	694	1	14-May-24	1	P Rees	694	1	14-May-24	1	P Rees	694	1	14-May-24
1	R Pateman	692	3	30-Apr-24	1	S Goodlip	692	3	30-Apr-24	1	S Goodlip	692	3	30-Apr-24	1	S Goodlip	692	3	30-Apr-24
1	R Litherland	685	10	09-Jan-24	1	JJ Hughes-Dowd	689	6	12-Mar-24	1	L Pateman	689	6	12-Mar-24	1	L Pateman	689	6	12-Mar-24
1	N Sismey	672	23	25-Jul-23	1	L Pateman	683	12	28-Nov-23	1	N Sismey	672	23	25-Jul-23	1	JJ Hughes-Dowd	685	10	09-Jan-24
1	A Turnbull	671	24	25-Jul-23	1	C Bowles	681	14	14-Nov-23	1	C Bowles	669	26	18-Jul-23	1	N Sismey	673	22	25-Jul-23
1	P Rees	661	34	21-Feb-23	1	A Turnbull	675	20	08-Aug-23	1	A Turnbull	625	70	19-Oct-22	1	S Smith	671	24	25-Jul-23
1	C Bowles	647	48	09-Aug-22	1	N Sismey	673	22	25-Jul-23	1	L Smith	591	104	23-Feb-19	1	C Bowles	653	42	08-Nov-22
1	L Smith	591	104	23-Feb-19	1	S Smith	671	24	25-Jul-23	1	G Peach	565	130	24-Feb-18	1	A Turnbull	635	60	22-Feb-22
1	G Peach	565	130	24-Feb-18	1	R Litherland	652	43	18-Oct-22	1	B Johnson	132	563	16-Nov-99	1	L Smith	579	116	04-Sep-18
2	A Woodhouse	674	21	25-Jul-23	1	L Smith	566	129	24-Feb-18	2	R Litherland	624	71	28-Sep-21	1	G Peach	565	130	24-Feb-18
4	JJ Hughes-Dowd	690	5	09-Apr-24	1	G Peach	537	158	25-Feb-17	3	D Hughes-Dowd	694	1	14-May-24	2	R Litherland	624	71	28-Sep-21
4	D Hughes-Dowd	671	24	25-Jul-23	3	L Blacker	673	22	25-Jul-23	3	L Blacker	691	4	09-Apr-24	3	L Blacker	674	21	25-Jul-23
4	D Turnbull	658	37	13-Dec-22	3	A Woodhouse	672	23	25-Jul-23	4	S Smith	671	24	25-Jul-23	3	A Woodhouse	672	23	25-Jul-23
4	L Blacker	650	45	27-Sep-22	3	D Turnbull	527	168	13-Sep-16	4	D Turnbull	564	131	24-Feb-18	4	S Gray	672	23	25-Jul-23
5	S Smith	671	24	25-Jul-23	4	S Gray	672	23	25-Jul-23	5	JT Hughes-Dowd	695	0	14-May-24	5	D Latham	672	23	25-Jul-23
5	S Gray	627	68	09-Nov-21	5	D Latham	672	23	25-Jul-23	5	A Woodhouse	674	21	25-Jul-23	5	D Turnbull	596	99	09-Apr-19
5	B Johnson	242	453	11-Jan-05	6	R Lawson	530	165	18-Oct-16	6	D Latham	671	24	25-Jul-23	6	JT Hughes-Dowd	691	4	09-Apr-24
6	JT Hughes-Dowd	691	4	09-Apr-24	6	B Johnson	236	459	28-Sep-04	6	JJ Hughes-Dowd	670	25	18-Jul-23	6	R Lawson	530	165	18-Oct-16
6	D Latham	674	21	25-Jul-23	7	D Hughes-Dowd	691	4	09-Apr-24	6	H Smith	658	37	13-Dec-22	6	B Johnson	132	563	16-Nov-99
7	H Smith	672	23	25-Jul-23	7	J Lawson	650	45	27-Sep-22	6	J Lawson	650	45	27-Sep-22	7	D Hughes-Dowd	691	4	09-Apr-24
7	M Dutton	649	46	27-Sep-22	8	H Smith	657	38	13-Dec-22	6	S Gray	635	60	22-Feb-22	8	H Smith	657	38	13-Dec-22
7	R Lawson	629	66	30-Nov-21	8	M Dutton	649	46	27-Sep-22	7	M Dutton	672	23	25-Jul-23	8	J Lawson	650	45	27-Sep-22
8	M Graham	690	5	09-Apr-24	10	JT Hughes-Dowd	690	5	09-Apr-24	8	R Dutton	530	165	18-Oct-16	8	M Dutton	647	48	09-Aug-22
8	J Lawson	650	45	27-Sep-22	13	A Stevenson	679	16	17-Oct-23	10	A Stevenson	677	18	12-Sep-23	10	A Stevenson	667	28	23-May-23
9	A Stevenson	690	5	09-Apr-24	14	M Graham	690	5	09-Apr-24	12	M Graham	690	5	09-Apr-24	11	M Graham	690	5	09-Apr-24
1	JT Hughes-Dowd	695	0	14-May-24	1	JT Hughes-Dowd	695	0	14-May-24	1	JT Hughes-Dowd	695	0	14-May-24	1	JT Hughes-Dowd	695	0	14-May-24
1	JJ Woodhouse	685	10	09-Jan-24	1	JJ Hughes-Dowd	694	1	14-May-24	1	JJ Hughes-Dowd	694	1	14-May-24	1	JJ Hughes-Dowd	694	1	14-May-24
1	E Woodhouse	674	21	25-Jul-23	1	J Lawson	656	39	29-Nov-22	1	J Woodhouse	684	11	28-Nov-23	1	J Lawson	691	4	09-Apr-24
3	T Stevenson	661	34	21-Feb-23	2	T Stevenson	653	42	08-Nov-22	1	E Woodhouse	674	21	25-Jul-23	3	T Stevenson	670	25	18-Jul-23
4	J Graham	691	4	12-Mar-24	3	J Graham	689	6	12-Mar-24	3	J Graham	694	1	14-May-24	4	J Graham	689	6	12-Mar-24
					4	E Woodhouse	671	24	25-Jul-23	3	T Stevenson	665	10	09-Jan-24	5	E Woodhouse	663	32	14-Mar-23

Distance Covered In DHORC Club Championship 2024							
Pos	Competitor	Class	Laps	Feet	Feet / Race	Miles	Races
1	A Smith	A	1,024.5	107,961	2,768	20.4	39
2	L Blacker	A	1,007.4	103,245	2,294	19.6	45
3	P Rees	A	942.2	99,073	2,359	18.8	42
4	N Sismey	A	929.1	98,521	2,463	18.7	40
5	JJ Hughes-Dowd	J	832.5	87,508	2,188	16.6	40
6	A Woodhouse	A	772.8	81,629	2,093	15.5	39
7	J Woodhouse	J	757.1	79,196	1,980	15.0	40
8	S Gray	A	721.9	75,914	1,898	14.4	40
9	S Goodlip	A	632.5	73,487	2,534	13.9	29
10	D Hughes-Dowd	A	704.2	71,484	1,986	13.5	36
11	G Peach	A	586.7	69,055	2,466	13.1	28
12	L Pateman	A	552.4	67,853	2,423	12.9	28
13	D Turnbull	A	564.2	64,522	2,225	12.2	29
14	D Latham	A	559.6	61,329	2,115	11.6	29
15	B Johnson	A	514.5	56,317	2,011	10.7	28
16	R Litherland	A	548.8	56,058	2,548	10.6	22
17	A Stevenson	A	516.4	55,642	1,987	10.5	28
18	JT Hughes-Dowd	J	573.0	55,323	1,844	10.5	30
19	JJ Hughes-Dowd	A	479.0	49,874	2,267	9.4	22
20	R Lawson	A	537.3	49,678	2,070	9.4	24
21	T Stevenson	J	450.1	49,165	1,695	9.3	29
22	C Bowles	A	349.4	43,827	2,435	8.3	18
23	J Lawson	J	452.4	42,495	1,848	8.0	23
24	M Graham	A	456.8	40,220	1,828	7.6	22
25	J Graham	J	425.7	37,293	1,554	7.1	24
26	L Smith	A	232.1	27,931	2,328	5.3	12
27	JT Hughes-Dowd	A	225.3	22,999	2,091	4.4	11
28	M Dutson	A	158.7	19,120	1,912	3.6	10
29	E Woodhouse	J	179.5	17,132	1,428	3.2	12
30	A Turnbull	A	113.0	16,545	2,758	3.1	6
31	H Smith	A	102.3	14,979	2,140	2.8	7
32	J Lawson	A	154.1	13,932	1,990	2.6	7
33	S Smith	A	86.1	12,607	2,101	2.4	6
Pos	Competitor	Class	17,141.6	1,821,913.4	2,140.2	345.1	845.0

Next Circuit

Watkins Glen



Where Do We Race Next?

What Are The Records?

Who Has Been On The Podium?

Circuit History

Watkins Glen International, nicknamed "The Glen", is an automobile race track located in the town of Dix just southwest of the village of Watkins Glen, New York, at the southern tip of Seneca Lake. It was long known around the world as the home of the Formula One United States Grand Prix, which it hosted for twenty consecutive years (1961–1980). In addition, the site has also been home to road racing of nearly every class, including the World Sportscar Championship, Trans-Am, Can-Am, NASCAR Cup Series, the International Motor Sports Association and the IndyCar Series. The facility is currently owned by NASCAR.

The course was opened in 1956 to host auto races previously held on public roads in and around the village. The circuit's current layout has more or less been the same since 1971, with minor modifications after the fatal crashes of François Cevert in 1973 and J.D. McDuffie in 1991.

The site has also hosted music concerts: the 1973 Summer Jam, featuring The Allman Brothers Band, the Grateful Dead and The Band and was attended by 600,000 fans; and two Phish festivals: Super Ball IX in 2011 and Magnaball in 2015.

Rounds 12 & 13		Watkins Glen (USA)				Rounds 32 & 33	
Previous Results							
Adults		1st		2nd		3rd	
DHORC 556	24-Oct 2017	111' 8"	S Goodlip	P Rees	N Sismey		
DHORC 569	10-Apr 2018	111' 8"	A Smith	C Roythorne	S Goodlip		
DHORC 696	04-Jun 2024	111' 8"					
DHORC 697	04-Jun 2024	111' 8"					
Juniors		1st		2nd		3rd	
DHORC 556	24-Oct 2017	111' 8"	B Roythorne	A Turnbull	L Turnbull		
DHORC 569	10-Apr 2018	111' 8"	Z Roythorne	A Turnbull	B Roythorne		
DHORC 696	04-Jun 2024	111' 8"					
DHORC 697	04-Jun 2024	111' 8"					

Circuit Records		Lap Length 111' 8"	
Qualifying			
F1/GC	S Goodlip	10Apr18	97.8 Laps
F1	TBA		
GC	TBA		
Fastest Laps			
F1	N Sismey	10Apr18	7.34 Secs
GC	S Goodlip	10Apr18	5.53 Secs
Race Laps			
F1	A Smith	10Apr18	22.1 Laps
GC	A Smith	10Apr18	30.2 Laps
Final Points			
4.5 Points	TBA		

The diagram shows the Watkins Glen International track layout with 9 numbered corners. A legend indicates corner lengths: 18", 13", 12", 9", and 6". Power inputs are marked with red circles. An American flag is displayed at the bottom of the diagram.

DHORC 696 & 697



Watkins Glen Best Off Chart 1 (Adults)

Qualifying										Open Wheel Race Laps										Enclosed Wheel Race Laps									
Pos	Adult	Laps	W/D	MPH	Date	Pos	Adult	Laps	W/D	MPH	Date	Pos	Adult	Laps	W/D	MPH	Date	Pos	Adult	Laps	W/D	MPH	Date						
1	S Goodlip	97.8	D	10.342	10-Apr-18	1	A Smith	22.1	D	9.348	10-Apr-18	1	A Smith	30.2	D	12.774	10-Apr-18												
2	A Smith	94.1	D	9.951	10-Apr-18	2	S Goodlip	21.8	D	9.221	10-Apr-18	2	C Roythorne	28.8	D	12.182	10-Apr-18												
3	C Roythorne	93.0	D	9.834	10-Apr-18	3	N Sismey	21.0	D	8.883	10-Apr-18	3	S Goodlip	28.7	D	12.139	10-Apr-18												
4	N Sismey	89.7	W	9.485	10-Apr-18	4	L Pateman	20.4	D	8.629	10-Apr-18	4	L Smith	27.4	D	11.590	10-Apr-18												
5	G Peach	85.6	D	9.052	10-Apr-18	5	C Roythorne	20.1	D	8.502	10-Apr-18	5	J Lymer	26.1	D	11.040	10-Apr-18												
6	L Pateman	84.8	D	8.967	10-Apr-18	5	G Peach	20.1	D	8.502	10-Apr-18	5	D Garbett	26.1	D	11.040	10-Apr-18												
7	L Smith	83.6	D	8.840	10-Apr-18	7	D Turnbull	19.7	D	8.333	10-Apr-18	7	N Sismey	25.8	D	10.913	10-Apr-18												
8	J Lymer	81.9	D	8.660	10-Apr-18	8	J Lymer	19.2	W	8.121	24-Oct-17	8	L Pateman	24.2	D	10.236	10-Apr-18												
9	D Turnbull	80.3	D	8.491	10-Apr-18	9	P Rees	18.8	D	7.952	10-Apr-18	9	G Peach	23.6	D	9.982	10-Apr-18												
10	D Garbett	77.6	W	8.206	10-Apr-18	10	D Garbett	18.6	D	7.867	10-Apr-18	10	J Lamb	23.4	D	9.898	10-Apr-18												
11	R Masters	74.5	D	7.878	10-Apr-18	11	L Smith	18.2	D	7.698	10-Apr-18	11	P Rees	23.1	D	9.771	10-Apr-18												
12	J Holmes	71.7	D	7.582	10-Apr-18	12	R Masters	18.1	D	7.656	10-Apr-18	12	K Alcock	22.8	D	9.644	10-Apr-18												
13	T Stacey	71.2	D	7.529	10-Apr-18	13	J Holmes	17.3	D	7.318	10-Apr-18	13	T Stacey	22.3	D	9.432	10-Apr-18												
14	P Rees	70.1	W	7.413	24-Oct-17	14	S Gray	17.0	D	7.191	10-Apr-18	14	D Turnbull	21.7	D	9.179	10-Apr-18												
15	S Gray	69.6	D	7.360	10-Apr-18	15	T Stacey	16.7	D	7.064	10-Apr-18	15	R Lawson	21.2	D	8.967	10-Apr-18												
16	K Alcock	69.5	D	7.349	10-Apr-18	16	M Martinez	15.9	D	6.725	10-Apr-18	16	R Masters	20.1	D	8.502	10-Apr-18												
17	R Lawson	68.8	D	7.275	10-Apr-18	17	R Lawson	15.8	D	6.683	10-Apr-18	17	J Holmes	19.9	D	8.417	10-Apr-18												
18	M Martinez	68.5	W	7.243	10-Apr-18	18	K Alcock	15.3	D	6.472	10-Apr-18	18	M Martinez	19.8	D	8.375	10-Apr-18												
19	M Allsopp	61.9	W	6.546	24-Oct-17	19	M Allsopp	15.2	W	6.429	24-Oct-17	19	S Gray	19.2	D	8.121	10-Apr-18												
20	J Lamb	55.2	D	5.837	10-Apr-18	20	J Lamb	14.5	D	6.133	10-Apr-18	20	M Allsopp	16.6	W	7.021	24-Oct-17												
21	D Edwards	54.8	W	5.795	24-Oct-17	21	L Williamson	14.4	W	6.091	24-Oct-17	21	D Edwards	15.3	W	6.472	24-Oct-17												
22	L Williamson	54.4	W	5.752	24-Oct-17	22	D Edwards	14.2	W	6.006	24-Oct-17	22	L Williamson	13.4	W	5.668	24-Oct-17												
23	S Smith	52.2	W	5.520	24-Oct-17	23	S Smith	13.8	W	5.837	24-Oct-17	23	S Smith	13.2	W	5.583	24-Oct-17												

Watkins Glen Best Off Chart 2 (Adults)

Open Wheel Fastest Laps										Enclosed Wheel Fastest Laps										Final Points		
Pos	Adult	Sec	W/D	MPH	Date	Pos	Adult	Sec	W/D	MPH	Date	Pos	Adult	PTS	Date							
1	N Sismey	7.34	D	10.373	10-Apr-18	1	S Goodlip	5.53	D	13.768	10-Apr-18	1	L Smith	4.5	10-Apr-18							
2	A Smith	7.35	D	10.359	10-Apr-18	1	A Smith	5.53	D	13.768	10-Apr-18	2	C Roythorne	3.5	24-Oct-17							
3	S Goodlip	7.51	D	10.138	10-Apr-18	3	C Roythorne	5.68	D	13.404	10-Apr-18	2	J Lamb	3.5	10-Apr-18							
4	L Pateman	7.59	D	10.031	10-Apr-18	4	L Smith	5.88	D	12.948	10-Apr-18	4	N Sismey	3.0	24-Oct-17							
5	C Roythorne	7.85	D	9.699	10-Apr-18	5	N Sismey	5.90	D	12.904	10-Apr-18	4	D Garbett	3.0	10-Apr-18							
6	G Peach	7.88	D	9.662	10-Apr-18	6	L Pateman	5.99	D	12.711	10-Apr-18	6	M Allsopp	2.5	24-Oct-17							
7	D Turnbull	7.90	D	9.637	10-Apr-18	7	D Garbett	6.18	D	12.320	10-Apr-18	7	S Goodlip	2.0	24-Oct-17							
8	P Rees	7.95	D	9.577	10-Apr-18	8	J Lymer	6.36	D	11.971	10-Apr-18	7	A Smith	2.0	10-Apr-18							
9	L Smith	8.34	D	9.129	10-Apr-18	9	J Lamb	6.67	D	11.415	10-Apr-18	9	P Rees	1.5	24-Oct-17							
10	D Garbett	8.42	D	9.042	10-Apr-18	10	G Peach	6.71	D	11.347	10-Apr-18	9	D Edwards	1.5	24-Oct-17							
11	R Masters	8.46	D	9.000	10-Apr-18	11	R Masters	6.90	D	11.034	10-Apr-18	9	J Lymer	1.5	10-Apr-18							
12	R Lawson	8.60	D	8.853	10-Apr-18	12	P Rees	6.94	D	10.971	10-Apr-18	12	D Turnbull	1.0	24-Oct-17							
13	J Lymer	8.61	D	8.843	10-Apr-18	13	K Alcock	6.95	D	10.955	10-Apr-18	12	L Williamson	1.0	24-Oct-17							
14	J Holmes	8.99	D	8.469	10-Apr-18	13	T Stacey	6.95	D	10.955	10-Apr-18	12	K Alcock	1.0	10-Apr-18							
15	M Allsopp	9.18	W	8.294	24-Oct-17	15	D Turnbull	7.40	D	10.289	10-Apr-18	12	L Pateman	1.0	10-Apr-18							
16	T Stacey	9.20	D	8.276	10-Apr-18	16	R Lawson	7.64	D	9.965	10-Apr-18	12	J Holmes	1.0	10-Apr-18							
17	S Gray	9.69	D	7.857	10-Apr-18	17	J Holmes	7.80	D	9.761	10-Apr-18	17	G Peach	0.5	10-Apr-18							
17	J Lamb	9.69	D	7.857	10-Apr-18	18	S Gray	7.93	D	9.601	10-Apr-18	17	R Masters	0.5	10-Apr-18							
19	D Edwards	9.91	W	7.683	24-Oct-17	19	M Allsopp	9.09	W	8.376	24-Oct-17	17	T Stacey	0.5	10-Apr-18							
20	K Alcock	9.94	W	7.660	24-Oct-17	20	D Edwards	9.19	W	8.285	24-Oct-17	20	R Lawson	0.0	24-Oct-17							
21	L Williamson	10.16	W	7.494	24-Oct-17	21	L Williamson	10.86	W	7.011	24-Oct-17	20	S Smith	0.0	24-Oct-17							
22	S Smith	11.74	W	6.485	24-Oct-17	22	S Smith	10.97	W	6.940	24-Oct-17	20	S Gray	0.0	10-Apr-18							
23	M Martinez	12.22	W	6.230	24-Oct-17	23	M Martinez	11.67	W	6.524	24-Oct-17	20	M Martinez	0.0	24-Oct-17							

Watkins Glen Best Off Chart 1 (Juniors)

Qualifying				Open Wheel Race Laps				Enclosed Wheel Race Laps						
Pos	Adult	Laps	MPH	Date	Pos	Adult	Laps	MPH	Date	Pos	Adult	Laps	MPH	Date
1	A Turnbull	90.5	9.570	24-Oct-17	1	A Turnbull	20.6	8.713	24-Oct-17	1	B Roythorne	26.6	11.251	24-Oct-17
2	Z Roythorne	84.2	8.904	10-Apr-18	2	F Holmes	20.3	8.586	10-Apr-18	2	Z Roythorne	25.4	10.744	24-Oct-17
3	F Holmes	76.7	8.111	10-Apr-18	3	Z Roythorne	17.4	7.360	10-Apr-18	3	A Turnbull	25.2	10.659	24-Oct-17
4	B Roythorne	72.4	7.656	10-Apr-18	4	G Reyes-England	17.3	7.318	10-Apr-18	4	F Holmes	21.8	9.221	10-Apr-18
5	G Reyes-England	71.8	7.592	10-Apr-18	5	J Hagues	16.9	7.148	10-Apr-18	5	L Turnbull	20.5	8.671	24-Oct-17
6	L Turnbull	67.5	7.138	10-Apr-18	6	L Turnbull	16.5	6.979	10-Apr-18	5	S Roythorne	20.5	8.671	10-Apr-18
7	J Martinez	64.2	6.789	24-Oct-17	7	J Martinez	16.4	6.937	24-Oct-17	7	H Smith	20.2	8.544	24-Oct-17
8	H Smith	61.0	6.450	24-Oct-17	8	B Roythorne	15.7	6.641	10-Apr-18	7	G Reyes-England	20.2	8.544	10-Apr-18
9	J Hagues	58.7	6.207	10-Apr-18	9	S Bowman	14.0	5.922	24-Oct-17	9	J Martinez	19.4	8.206	10-Apr-18
10	S Bowman	55.0	5.816	24-Oct-17	10	J Lawson	13.7	5.795	24-Oct-17	10	J Lawson	19.1	8.079	10-Apr-18
11	J Lawson	53.8	5.689	10-Apr-18	11	H Smith	13.6	5.752	24-Oct-17	11	S Bowman	17.8	7.529	10-Apr-18
12	S Roythorne	49.4	5.224	10-Apr-18	12	S Roythorne	11.3	4.780	10-Apr-18	12	J Hagues	15.1	6.387	24-Oct-17

Watkins Glen Best Off Chart 2 (Juniors)

Open Wheel Fastest Laps				Enclosed Wheel Fastest Laps				Final Points					
Pos	Adult	Sec	MPH	Date	Pos	Adult	Sec	MPH	Date	Pos	Adult	PTS	Date
1	A Turnbull	7.91	9.625	10-Apr-18	1	B Roythorne	5.87	12.970	24-Oct-17	1	B Roythorne	4.0	24-Oct-17
2	L Turnbull	8.24	9.240	10-Apr-18	2	Z Roythorne	6.04	12.605	24-Oct-17	2	G Reyes-England	3.0	24-Oct-17
3	J Hagues	8.38	9.085	10-Apr-18	3	A Turnbull	6.43	11.841	24-Oct-17	2	S Roythorne	3.0	10-Apr-18
4	G Reyes-England	8.58	8.874	10-Apr-18	4	F Holmes	6.62	11.501	10-Apr-18	4	J Martinez	2.5	10-Apr-18
5	F Holmes	8.64	8.812	10-Apr-18	5	L Turnbull	7.02	10.846	10-Apr-18	5	Z Roythorne	2.0	10-Apr-18
6	S Roythorne	8.90	8.555	10-Apr-18	6	S Roythorne	7.17	10.619	10-Apr-18	6	A Turnbull	1.5	24-Oct-17
7	J Martinez	8.92	8.535	24-Oct-17	7	G Reyes-England	7.25	10.502	10-Apr-18	6	H Smith	1.5	24-Oct-17
8	Z Roythorne	9.16	8.312	24-Oct-17	8	H Smith	7.27	10.473	24-Oct-17	6	S Bowman	1.5	24-Oct-17
9	S Bowman	9.21	8.267	10-Apr-18	9	J Martinez	7.72	9.862	10-Apr-18	6	J Lawson	1.5	10-Apr-18
10	B Roythorne	9.84	7.737	10-Apr-18	10	J Lawson	8.16	9.330	10-Apr-18	10	L Turnbull	1.0	24-Oct-17
11	J Lawson	10.02	7.598	24-Oct-17	11	S Bowman	8.21	9.274	10-Apr-18	11	F Holmes	0.5	10-Apr-18
12	H Smith	10.51	7.244	24-Oct-17	12	J Hagues	8.73	8.721	10-Apr-18	11	J Hagues	0.5	24-Oct-17

Visit dhorc.co.uk or Find us on **facebook**

Derby HO Racing Club **f**
www.dhorc.co.uk

dhorc
Home of HO Le Mans

TOMY AFX
TYCO

Club Night

R&R



Rules & Regulations 2024



Derby HO Racing Club **f** www.dhorc.co.uk

dhorc
Home of HO Le Mans

TOMY AFX
TYCO

Derby HO Racing Club **f** www.dhorc.co.uk

dhorc
Home of HO Le Mans

Carrera
DIGITAL

<https://www.dhorc.co.uk/images/ruleimages/RR24.pdf>



LEXAN BODY CATALOGUE

Legends

SWB = 38mm (1.5")
between axle centres

LWB = 41mm (1.6")
between axle centres



AC Cobra
Convertible
LWB



Acura NSX
GT3 2017
LWB
30mm Clip



Alfa Romeo 155
Touring Car
LWB
29mm Clip



Alfa Romeo
BTCC
LWB
30mm Clip



Alfa Romeo
TZ3 Corsa
SWB
29mm Clip



Aston Martin
Vantage GT3
LWB



Audi
R8LMS GT3
LWB



Audi S3
BTCC
LWB
27mm Clip



Austin
Mini Cooper
SWB
28mm Clip



Bentley
Continental GT3
LWB
30mm Clip













BMW
320i Turbo Grp5
SWB
27mm Clip





BMW 1 Series
BTCC
LWB
29mm Clip








































BMW
M1
SWB
30mm Clip
















			
BMW M3 GT2 LWB 27mm Clip	BMW Z4 GT3 LWB	BMW Z8 Convertible LWB 30mm Clip	Bugatti EB110 SWB 32mm Clip
			
Bugatti Veyron LWB 31mm Clip			
			
Chevrolet Nastruck LWB 30mm Clip	Chevron B19 SWB or LWB 29mm Clip	Corvette C5r GT SWB 30mm Clip	Corvette C7r GT 2017 LWB 31mm Clip
			
Corvette C8r GT3 LWB	Corvette Daytona Prototype SWB 30mm Clip	Corvette 1969 Stingray SWB 30mm Clip	
			
Datsun 240Z SWB 27mm Clip	Datsun Fairlady 2000 LWB 26mm Clip	Dodge Challenger LWB 31mm Clip	

			
Ferrari 250 gt Berlinetta Lusso SWB 30mm Clip	Ferrari 250 GTO LWB 29mm Clip	Ferrari 308 GTb LWB 28mm Clip	Ferrari 365 GTb Daytona SWB 28mm Clip
			
Ferrari 488 Gte LWB 29mm Clip	Ferrari 512 LM SWB or LWB 29mm Clip	Ferrari 575 GTc LWB 30mm Clip	Ferrari 612 Can-Am SWB 32mm Clip
			
Ferrari F40 SWB 32mm Clip	Ferrari Testarossa SWB 32mm Clip	Ford Capri SWB 30mm Clip	Ford Escort SWB 29mm Clip
			
Ford Custom Van LWB 30mm Clip	Ford Focus RS BTCC LWB 29mm Clip	Ford 2006 GT LWB 29mm Clip	Ford 2016 GT LWB Body Pins Only
			
Ford GT40 SWB 29mm Clip	Ford 2005 Mustang LWB 27mm Clip		

			
Honda Civic BTCC LWB 28mm Clip	Honda Integra LWB 28mm Clip	Honda S2000 SWB 26mm Clip	
			
Jaguar D Type LWB 30mm Clip	Jaguar XJ 220 LWB 32mm Clip	Jaguar XJR 5 (Grp 44) SWB 32mm Clip	Jaguar XJR 9 (Grp C) SWB or LWB 33mm Clip
			
Jaguar XKR GT3 LWB 30mm Clip			Koenigsegg CCX LWB 30mm Clip
			
Lamborghini Contach SWB 29mm Clip	Lamborghini Huracan GT3 LWB 32mm Clip	Lamborghini Miura Concept LWB 30mm Clip	Lamborghini Miura Jota SWB 28mm Clip
			
Lancia LC2 SWB 31mm Clip	Lotus Elise LWB 27mm Clip	Lotus Espirit LWB	Lotus Europa LWB 31mm Clip

			
Matchbox Hi-Tailer LWB 33mm Clip	Mazda 787b (Grp C) LWB 30mm Clip	Mazda RX7 SWB 27mm Clip	McLaren F1 GTr LWB
			
McLaren MP4 12C GT3 LWB 28mm Clip	Mercedes Gullwing 300SL SWB	Mercedes 300SLR LWB	Mercedes CLK GTB LWB 30mm Clip
			
Mercedes DTM Car LWB 30mm Clip	MG 6GT BTCC LWB 28mm Clip	Mini Mini Cooper LWB 27mm Clip	Morris Minor LWB 27mm Clip
			
Mustang 1967 GT 500 SWB 30mm Clip	Mustang Mach 1 SWB 30mm Clip		
			
Nascar SWB 32mm Clip	Nissan 300ZX SWB 31mm Clip	Nissan March 86G Gtp SWB or LWB 30mm Clip	Nissan R390 GT LWB 32mm Clip

			
Nissan 1989 R89C LWB 32mm Clip	Nissan 1977 Skyline GT-R LWB 27mm Clip	Nissan R32 Skyline SWB 30mm Clip	Nissan Grp C SWB 32mm Clip
			
Pagani Huayra LWB 29mm Clip	Pagini Zonda C12 LWB 30mm Clip	Panoz 1999 LMP-1 LWB 32mm Clip	Peugeot 905 Grp C SWB or LWB 31mm Clip
			
Pontiac 1977 Firebird LWB 30mm Clip	Porsche 908 SWB 29mm Clip	Porsche 910 LWB 32mm Clip	Porsche 911 GT3 SWB 27mm Clip
			
Porsche 911 Turbo RSR GT3 LWB 28mm Clip	Porsche 917 SWB or LWB 31mm Clip	Porsche 934 Turbo RSR SWB 26mm Clip	Porsche 935 Turbo SWB 28mm Clip
			
Porsche 956 Grp C SWB 31mm Clip	Porsche 959 SWB 29mm Clip	Porsche 962 Grp C LWB 32mm Clip	

			
Renault Clio Cup Car LWB 30mm Clip	Renault Clio V6 LWB 29mm Clip	Renault Megane Trophy LWB 30mm Clip	Renault RS01 GT LWB 28mm Clip
			
Saleen S7 LWB	Sauber Mercedes C11 Grp C SWB or LWB 32mm Clip	Shadow MK 11a LWB 31mm Clip	Shelby Cobra Daytona Coupe SWB 31mm Clip
			
Subaru Levorg BTCC LWB 28mm Clip			
			
Toyota 88C-V Grp C SWB or LWB 32mm Clip	Toyota GT-One LWB	Triumph TR7 LWB 28mm Clip	TVR Sagaris LWB
			
Wiesmann GT MF5 SWB or LWB			Zakspeed Grp 5 Capri SWB or LWB 30mm Clip

Where is DHORC?

Derby HO Racing Club 

www.dhorc.co.uk

dhorc



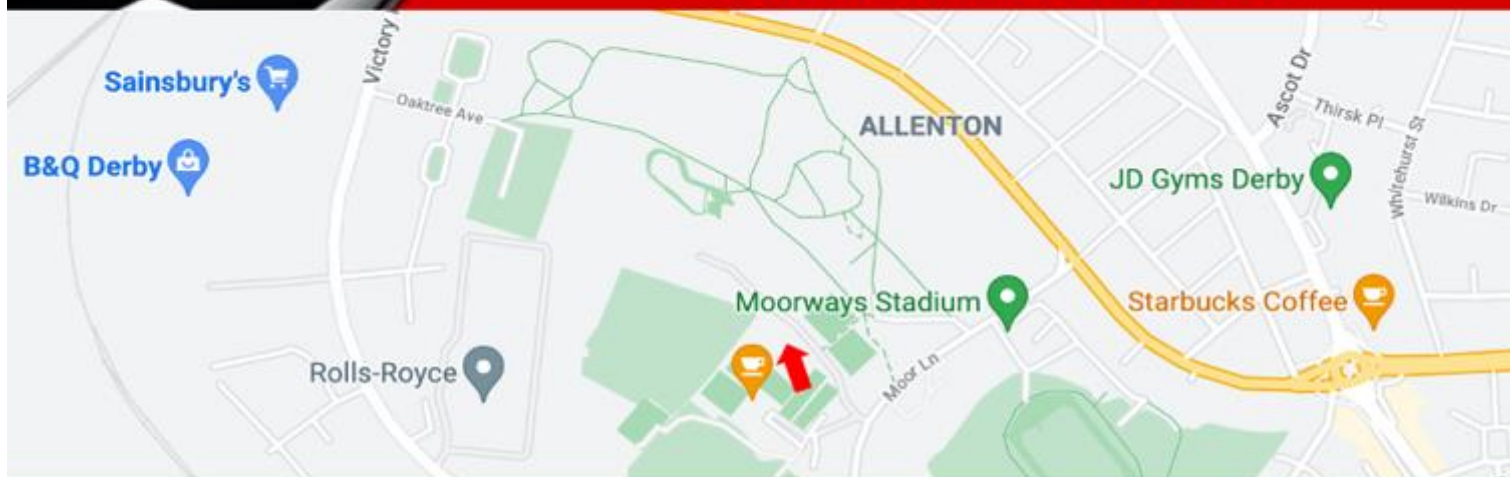
Home of HO Le Mans

TOMY AFX
TYCO

Derby H:O Racing Club
A Record Breaking Club



www.dhorc.co.uk



DHORC's Club Room



Derby Leisure Ltd Table Tennis Room

Derby Leisure Ltd,
Moor Lane, Allenton
Derby, DE24 9HY

Derby HO Racing Club 

www.dhorc.co.uk

dhorc

Home of HO Le Mans

Carrera
DIGITAL

Nick Sismey

sismey80@hotmail.co.uk

07984 339192