

Visit dhorc.co.uk or Find us on **facebook**

Derby HO Racing Club 
www.dhorc.co.uk

dhorc

Home of HO Le Mans

TOMY AFX
TYCO

Club Night

697

Round 13 **Watkins Glen** – **GC** **04Jun24**

**Stuart Gray returns
to Watkins Glen**



Derby
Leisure and Events

JOIN US AS WE CELEBRATE...

100
YEARS OF LEISURE

31

08

24

ADULTS

01 A SMITH
02 S GOODLIP
03 L PATEMAN

JUNIORS

01 JJ HUGHES-DOWD
02 J GRAHAM
03 T STEVENSON

This Week: Stuart re-lives first Club Night – Happy Birthday Chris



About:



History and Key Facts

HO Club founded on 7 July 1992

- DHORC: Derby HO Racing Club ("HO" Is The Scale = 1/64th)
- Section of Derby Leisure Limited, open to all!
- Home of world famous international Le Mans 24 Hour race.
- Smaller scale version of Scalextric, once set up works all night!
- Four and Eight lane circuits
- Computerised timing
- Statistics for every meeting and every member since July 1992
- Over 20 race meetings each year
- 50+ circuit designs, up to 567 feet in length
- Eight-lane routed DHORCingham oval
- Two car categories – Tyco open wheel (F1)
 - Tomy SGP, BSRT, VSR enclosed wheel (GC)



Carrera Digital Club 1st race 18 January 2022

- 1/32nd Carrera Digital GT Cars
- 15 Evenings a year, minimum 3x15-minute races per driver per evening.
- 13 circuits, including 2 Sprint circuits
- Full computerised timing and stats through SmartRace App



The Club Nights and Magazine Coverage

HO

- Racing starts between 18:45 and 19:00 hours – Finished by 21:30 hours
- Minimum of four 3-minute qualifying races & up to two Finals (F1 & GC) for each member
- Championship points for all members
- Magazine produced for every meeting covering every member & track statistic

Carrera Digital

- Racing starts between 18:00 and 18:15 hours – Finished by 21:30 hours
- Magazine produced after each evening
- Championship points for all members
- Rules & regulations booklet covering all the DHORC rules produced each year
- Great family atmosphere, a help-all culture

Membership Fees, Car Costs and Prizes

- Adult £40 and junior (under 16) £20 for HO & Carrera, £50/£25 combined
- Only £50 Total expenditure for two cars HO Cars, £65 one Carrera
- All cars and spares can be bought at club
- Adult, Masters (over 56), Junior (16 & under) HO Championships
- Adult & 70+ Carrera Championships





Editorial 697



It was déjà vu for Stuart Gray on Tuesday night as he was sure he had seen the Watkins Glen circuit before. He had, it was the first circuit he ever raced on at DHORC on 10Apr18, and this was the first time we had raced it since then. Thanks for the biscuits Stuart to celebrate the occasion.

Talking of occasions it was Chris Bowles birthday on Tuesday, Happy Birthday Chris. What a way celebrate your 41st. A shame he didn't take a win.

Angus Smith, Stuart, JJ Hughes-Dowd and Alan Stevenson could celebrate however as they took the Adult, Master, Junior and Early Parents wins respectively. Congrats all.

Watkins Glen is our eighth and final 4-lane circuit therefore we are back at our first track of the year the Autodromo de Brasilia for Rounds 14 & 15 on 25Jun24. This also means the Qualifying lanes change with F1 moving from Yellow/Red to Green/Blue and GC vice versa.

Then we move across Brazil to Jacarepagua on 16Jul24 before returning to our 8-lane DHORCingham Oval a week later on 23Jul24 to run four superfast Club Nights. Can't wait!



Nick Sismey

Front Cover: Stuart Gray back at his first DHORC circuit!

Derby HO Racing Club		Committee...2024		Derby HO Racing Club	
www.dhorc.co.uk				www.dhorc.co.uk	
Chairman / Treasurer	Nick Sismey	M 07984 339 192		sismey80@hotmail.co.uk	
Vice Chairman	Phil Rees	M 07912 378 652		dhorcman.p.r@ntlworld.com	
Secretary	Laura Edwards	M 07501 217 254		laurabubbles07@hotmail.co.uk	
HO Spares	Geoff Peach	M 07443 585 902		geoff@geoffpeach.com	
HO Race Control	Dan Turnbull	M 07751 302 255		danieltturnbull@btinternet.com	
HO Carrera Digital Race Control	Lewis Blacker	M 07713 059 906		lewisjayblacker@outlook.com	
Carrera Digital Race Control	Dean Garbett	M 07964 854 084		garbettd@sky.com	
HO Carrera Digital Scrutineer	Angus Smith	M 07591 813 431		angus@angussmith500.plus.com	
HO Carrera Digital Scrutineer	Simon Goodlip	M 07803 551708		simon.goodlip@sky.com	
Carrera Digital	Steve White	M 07859 999 480		wslotcarsteve@gmail.com	

DL&EV SLOT CAR MAGAZINE IS PUBLISHED AND COPYRIGHT 2024 BY DHORC, AND NO PORTION MAY BE REPRODUCED OR TRANSMITTED WITHOUT WRITTEN PERMISSION, AND MAY CONTAIN ARTICLES AND GRAPHICS REPRINTED WITH THE PERMISSION OF THE ORIGINAL COPYRIGHT HOLDER, WHO RETAINS ALL RIGHTS,

Contents697

Page	Details
003	Editorial
004	Contents
005	News & Views Including..... 1. Acknowledgements 2. Stuart Gray back at his very first DHORC circuit!
006	2024 Calendar
007	2024 Winners & Continuous Club Night Attendance Records
008	DHORC Official Clothing
009	Slot Cars & Spares
010	Razorlite Lexans HO
011	Race Report – Watkins Glen GC – 04 June 2024 - Round 13 of 33 Including..... Page 20 - Race Results Page 26 - Best Results Page 30 - Championship Tables
040	Members' Statistics
054	Next Circuit - Autodromo de Brasilia – 25 June 2024 - Rounds 14 & 15 of 33
058	Rules and Regulations
059	Razorlite Lexans HO Catalogue



SLOT CARSDIRECT
UK's HO 1/64th Slot Car Specialist
We specialize in Tomy AFX, Viper Scale Racing
and Bulldog Racing Products.

AFX
RACING


Viper Scale Racing

News & Views.....697

1. Acknowledgements for DHORC 697

Phil Rees	Parc Ferme & everything else	Lee Pateman	Marshalling & PA
Stuart Gray	Marshalling & Packing Away (PA)	Denis Latham	Marshalling & PA
Angus Smith	Setting Up, Marshalling & PA	Reuben Litherland	Marshalling & PA
Dan Hughes-Dowd	Race Control, Marshalling & PA	JJ Hughes-Dowd	Marshalling & PA
Dan Turnbull	Race Control, Marshalling & PA	Chris Bowles	Marshalling & PA
Simon Goodlip	Parc Ferme, Marshalling & PA	Graham White	Marshalling
Mike Graham	Marshalling	Jimmy Graham	Marshalling
Alan Stevenson	Marshalling	Timmy Stevenson	Marshalling
Theo White	Marshalling	Toby White	Marshalling

2. Stuart Gray back at his very first DHORC circuit!

Watkins Glen was the very first circuit **Stuart Gray** raced at on 10Apr18. I remember the day vividly. This gentleman arrived unannounced in the Table Tennis Room just before the Evening began. I thought to myself, he looks familiar. Suddenly I realised it was Stuart who I had worked with at Rolls-Royce Aerospace in the mid 1980s. We hadn't seen each other for probably 20 years or more. What a great surprise!

Since then Stuart has raced in 113 Club Nights and completed 493 races. If we run double Finals at the next meeting at Autodromo de Brasilia on 25Jun24 and he wins a final he will take home his 500 race polo shirt. In recognition of his return to Watkins Glen Stuart brought along a selection of biscuits. Thanks Stuart. [Nick Sismey](#)



dherec		HO Calendar 2024			dherec	
Day	Date	Location	Rounds	Track		
Tuesday	09-Jan	Table Tennis Room	1 (F1) 2 (GC)	Autodromo de Brasilia (New)		
Tuesday	30-Jan	Table Tennis Room	3 (F1)	Jacarepagua		
Tuesday	20-Feb	Table Tennis Room	4 (GC)	Fiorano (New)		
Tuesday	12-Mar	Table Tennis Room	5 (F1)	Jarama		
Tuesday	09-Apr	Table Tennis Room	6 (F1) 7 (GC)	Pukekohe Park (New)		
Tuesday	30-Apr	Table Tennis Room	8 (F1) 9 (GC)	Misano		
Sat/Sun	4/5 May	Donington Park	Corporate 1	Donington Historic Festival		
Tuesday	14-May	Table Tennis Room	10 (F1) 11 (GC)	Trois-Rivières (New)		
Saturday	25-May	Great Northern Classics	Corporate 2	Cars & Coffee		
Sunday	26-May	Donington Park	Corporate 3	British GT		
Tuesday	04-Jun	Table Tennis Room	12 (F1) 13 (GC)	Watkins Glen		
Sunday	26-May	TC Harrison	Corporate 4	Car Show		
Tuesday	25-Jun	Table Tennis Room	14 (F1) 15 (GC)	Autodromo de Brasilia		
Saturday	29-Jun	Great Northern Classics	Corporate 5	Cars & Coffee		
Tuesday	16-Jul	Table Tennis Room	16 (F1) 17 (GC)	Jacarepagua		
Tuesday	23-Jul	Table Tennis Room	18 (F1) 19 (GC) 20 (F1) 21 (GC)	DHORCingham Oval		
Saturday	27-Jul	Great Northern Classics	Corporate 6	Cars & Coffee		
Tuesday	06-Aug	Table Tennis Room	22 (F1) 23 (GC)	Fiorano		
Sat/Sun	10/11 Aug	Donington Park	Corporate 7	Convoy in the Park		
Sunday	18-Aug	Donington Park	Corporate 8	Tunerfest		
Saturday	31-Aug	Osmaston/Kedleston Rm	Corporate 9	DL&EV 100th Anniversary		
Saturday	31-Aug	Great Northern Classics	Corporate 10	Cars & Coffee		
Sat/Sun	07/08 Sep	Donington Park	Corporate 11	British GT		
Tuesday	24-Sep	Table Tennis Room	24 (F1) 25 (GC)	Jarama		
Tuesday	01-Oct	Table Tennis Room	26 (F1) 27 (GC)	Pukekohe Park		
Tuesday	22-Oct	Table Tennis Room	28 (F1) 29 (GC)	Misano		
Tuesday	12-Nov	Table Tennis Room	30 (F1) 31 (GC)	Trois-Rivières		
Tuesday	19-Nov	Table Tennis Room		AGM		
Tuesday	26-Nov	Table Tennis Room	32 (F1) 33 (GC)	Watkins Glen		

dherec		CD Calendar 2024			Carrera DIGITAL	
Day	Date	Location	Rounds	Track		
Tuesday	02-Jan	Table Tennis Room	Test Night	Interlagos		
Tuesday	16-Jan	Table Tennis Room	1 2 3	Interlagos (New)		
Friday	19-Jan	Table Tennis Room	4 5	Monza (New)		
Saturday	20-Jan	Table Tennis Room	6 7 8 9	Monza		
Tuesday	13-Feb	Table Tennis Room	10 11 12	Interlagos		
Tuesday	27-Feb	Table Tennis Room	Test Night	Shanghai		
Tuesday	19-Mar	Table Tennis Room	13 14 15	Shanghai (New)		
Tuesday	16-Apr	Table Tennis Room	16 17 18/19	Shanghai <i>Senior Racer</i>		
Tuesday	07-May	Table Tennis Room	Test Night	Rockingham		
Tuesday	28-May	Table Tennis Room	20 21 22	Rockingham (New)		
Friday	07-Jun	Table Tennis Room	23 24	Le Mans		
Saturday	08-Jun	Table Tennis Room	25 26 27 28	Le Mans		
Tuesday	18-Jun	Table Tennis Room	29 30 31	Rockingham		
Tuesday	02-Jul	Table Tennis Room	Test Night	Road America		
Tuesday	09-Jul	Table Tennis Room	32 33 34	Road America (New)		
Tuesday	30-Jul	Table Tennis Room	35 36 37	Road America		
Tuesday	20-Aug	Table Tennis Room	Test Night	Old Interlagos		
Tuesday	17-Sep	Table Tennis Room	38 39 40/41	Sakhir <i>Senior Racer</i>		
Tuesday	15-Oct	Table Tennis Room	42 43 44	Fuji		
Friday	25-Oct	Table Tennis Room	45 46	Old Interlagos (New)		
Saturday	26-Oct	Table Tennis Room	47 48 49 50	Old Interlagos		
Tuesday	05-Nov	Table Tennis Room	51 52 53	Road Atlanta		
Tuesday	19-Nov	Table Tennis Room		AGM		
Saturday	23-Nov	Table Tennis Room	DISCA/DHORC	Fuji 6 Hours - Oxigen/Carrera WEC		
Tuesday	03-Dec	Table Tennis Room	54 55 56	Brands Hatch		

Winners 2024

F1 Qualifies on Yellow & Red, F1 on Green & Blue Lanes up to Round 13

Day	Date	Rnd	Track	Final	Adults	Masters	Juniors	Early Parents
Tue	09-Jan	1	Brasilia	F1	S Goodlip	S Goodlip	JJ Hughes-Dowd	A Woodhouse
Tue	09-Jan	2	Brasilia	GC	A Smith	S Goodlip/P Rees	JJ Hughes-Dowd	A Stevenson
Tue	30-Jan	3	Jacarepagua	F1	S Goodlip	S Goodlip (3)	JJ Hughes-Dowd	A Woodhouse
Tue	20-Feb	4	Fiorano	GC	A Smith	A Smith	JJ Hughes-Dowd	R Lawson
Tue	12-Mar	5	Jarama	F1	JJ Hughes-Dowd	S Gray	JJ Hughes-Dowd	A Stevenson
Tue	09-Apr	6	Pukekohe	F1	A Smith	A Smith	JJ Hughes-Dowd	A Woodhouse
Tue	09-Apr	7	Pukekohe	GC	A Smith	A Smith	JT Hughes-Dowd	A Woodhouse
Tue	23-Apr	8	Misano	F1	S Goodlip (3)	N Sismey	JJ Hughes-Dowd	A Woodhouse
Tue	23-Apr	9	Misano	GC	A Smith	P Rees	JJ Hughes-Dowd	A Woodhouse
Tue	14-May	10	Trois-Rivieres	F1	P Rees	P Rees	JJ Hughes-Dowd	A Woodhouse
Tue	14-May	11	Trois-Rivieres	GC	A Smith	P Rees (4)	JT Hughes-Dowd (2)	A Woodhouse (8)
Tue	04-Jun	12	Watkins Glen	F1	JJ Hughes-Dowd (2)	A Smith (4)	JJ Hughes-Dowd	M Graham
Tue	04-Jun	13	Watkins Glen	GC	A Smith (7)	S Gray (2)	JJ Hughes-Dowd (11)	A Stevenson (3)
Tue	25-Jun	14	Brasilia	F1				
Tue	25-Jun	15	Brasilia	GC				
Tue	16-Jul	16	Jacarepagua	F1				
Tue	16-Jul	17	Jacarepagua	GC				
Tue	23-Jul	18	DHORCingham	F1				
Tue	23-Jul	19	DHORCingham	GC				
Tue	23-Jul	20	DHORCingham	F1				
Tue	23-Jul	21	DHORCingham	GC				
Tue	06-Aug	22	Fiorano	F1				
Tue	06-Aug	23	Fiorano	GC				
Tue	10-Sep	24	Jarama	F1				
Tue	10-Sep	25	Jarama	GC				
Tue	01-Oct	26	Pukekohe	F1				
Tue	01-Oct	27	Pukekohe	GC				
Tue	22-Oct	28	Misano	F1				
Tue	22-Oct	29	Misano	GC				
Tue	12-Nov	30	Trois-Rivieres	F1				
Tue	12-Nov	31	Trois-Rivieres	GC				
Tue	26-Nov	32	Watkins Glen	F1				
Tue	26-Nov	33	Watkins Glen	GC				

Race Winners



Adults



Angus Smith
Adults

Masters



Stuart Gray
Masters

Juniors



JJ Hughes-Dowd
Juniors

Early Parents



Alan Stevenson
Early Parents

Continuous Club Night Attendance Records

Members below have built up ten or more continuous Club Night attendances, including DHORC 697:-

Nick Sismey	246 Club Nights	JJ Hughes-Dowd	47	Stuart Gray	20
Angus Smith	20	Phil Rees	13		

Record Continuous Club Night Attendance Nick Sismey 246

Record Continuous Evening Attendance Nick Sismey 211

Record Continuous Club Night Attendance from 1st Race Martin Allsopp 131

Derby HO Racing Club f www.dhorc.co.uk
dhorc
Home of HO Le Mans TOMY APK TYCO
07984 33932 dsmey80@hotmail.co.uk

Official Clothing

Derby HO Racing Club f www.dhorc.co.uk
dhorc
Home of HO Le Mans CATERA DIGITAL
07984 33932 dsmey80@hotmail.co.uk



Derby HO Racing Club f www.dhorc.co.uk
dhorc
Home of HO Le Mans TOMY APK TYCO
07984 33932 dsmey80@hotmail.co.uk

Polo Shirts

Derby HO Racing Club f www.dhorc.co.uk
dhorc
Home of HO Le Mans CATERA DIGITAL
07984 33932 dsmey80@hotmail.co.uk

Polo Shirts



Derby HO Racing Club f www.dhorc.co.uk
dhorc
Home of HO Le Mans TOMY APK TYCO
07984 33932 dsmey80@hotmail.co.uk

Hoodies

Derby HO Racing Club f www.dhorc.co.uk
dhorc
Home of HO Le Mans TOMY APK TYCO
07984 33932 dsmey80@hotmail.co.uk

Caps

Contact
Nick Sismey



Slot Cars & Spares



Open Wheel (F1)

Body	£10.00	Bulkhead	£3.70
Chassis	£10.00	Armature	£5.60
Whole Car	£20.00	Crown/Pinion Gear	£2.50
Pickup Shoes (Pair)	£1.20	Rear Tyres (Pair)	£2.00
Pickup Springs	£0.82	Sponge (Pair)	£2.50
Pinion Gear	£1.50	Rear Axle with tyres	£4.50
Front Tyres (Pair)	£1.00	Guide Pins	£1.20
Front Axle	£2.00	Traction Magnets (Pair)	£2.00
Brush Springs (Pair)	£1.18	Brush Tubes (Pair)	£2.00
Brushes (Pair)	£1.70		
Motor Magnets (Pair)	£2.45		



Enclosed Wheel (GC)



VSR Chassis	£30.00
Painted Lexan Body	£10.00
Pickup Shoes (Pair)	£1.40
Pickup Springs	£0.52
#417 7T Delrin Pinion Gear	£1.38
Front Axle, Wheels and Tyres	£4.00
Rear Axle, Crown Gear & Tyres	£8.00
Rear Narrow Hubs (Pair)	£3.00
Viper Endbell	£7.45
Armature	£4.95
22T VSR Crown Gear	£2.08
Rear Tyres (Pair)	£2.50
Guide Pins	£2.25
VSR Pro Blank Chassis	£8.50

Please Note: The Spares box may carry more items than listed here.



Updated 22May24



Visit our
Facebook Page
or the back of
this magazine



Clear plastic bodies to suit a variety of HO
chassis. Many not found elsewhere



Race Report



Round 13

Watkins Glen – GC

04 June 2024

Rounds 12 & 13

Watkins Glen (USA)

Rounds 32 & 33

Previous Results

		Adults		1st	2nd	3rd
DHORC 556	24-Oct	2017	111' 8"	S Goodlip	P Rees	N Sismey
DHORC 569	10-Apr	2018	111' 8"	A Smith	C Roythorne	S Goodlip
DHORC 696	04-Jun	2024	111' 8"	JJ Hughes-Dowd	P Rees	A Smith
DHORC 697	04-Jun	2024	111' 8"	A Smith	S Goodlip	L Pateman
		Juniors		1st	2nd	3rd
DHORC 556	24-Oct	2017	111' 8"	B Roythorne	A Turnbull	L Turnbull
DHORC 569	10-Apr	2018	111' 8"	Z Roythorne	A Turnbull	B Roythorne
DHORC 696	04-Jun	2024	111' 8"	JJ Hughes-Dowd	T Stevenson	J Graham
DHORC 697	04-Jun	2024	111' 8"	JJ Hughes-Dowd	J Graham	T Stevenson

Circuit Records

Lap Length 111' 8"

Qualifying

F1/GC	S Goodlip	10Apr18
	97.8 Laps	
F1	S Goodlip	04Jun24
	JJ Hughes-Dowd	04Jun24
		42.4 Laps
GC	A Smith	04Jun24
	56.3 Laps	

Fastest Laps

F1	L Pateman	04Jun24
	7.07 Secs	
		A Smith
		04Jun24
		5.13 Secs

Race Laps

F1	JJ Hughes-Dowd	04Jun24
	22.8 Laps	
GC	A Smith	04Jun24
	30.4 Laps	

Final Points

4.5 Points	L Smith	10Apr18
-------------------	---------	---------



DHORC 696 & 697



Lee Pateman in his 601st Club Night saw Angus Smith take his 60th race win.


GC Finals ADULT REPORT GC Finals

Angus 60th victory makes it six GC wins from GC Club Nights!

'A' Final – **Angus Smith** is unbeaten in GC this year as he took his sixth GC 'A' Final win from six GC Club Nights. His seventh win of the year and 60th career victory helped him to extend his Championship lead from 138 points out to 147 over **Phil Rees** who took fifth here.

Angus' also took his 68th (8) pole but, like F1 Pole sitters **JJ Hughes-Dowd** and **Simon Goodlip**, he didn't take either Individual Qualifying Rounds. **Lee Pateman** took green lane, Simon blue so Angus only added a point to his total from Qualifying, going home with 46 points. In addition to the Pole record, which was a given as we hadn't run double Finals at Watkins Glen before, Angus' run in the 'A' Final secured him both the fastest lap and race laps record. His 68th (7) fastest lap was recorded at 5.13 seconds, beating his and Simon's record of 5.53 seconds set on 10Apr18, while his 74th (8) best race lap added 0.2 laps to his 10Apr18 score stretching it to 30.4.


Simon chose the wrong car for the 'A' but still managed to finish only a lap behind Angus in second with the third best lap score of the night. He also held the second best. Lee chose the right car but couldn't make green work consistently. He set the second fastest lap of the night during the Final but too many offs left him seven laps back, but still a podium place in his 601st Club Night! **Reuben Litherland** had missed the last couple of Evenings, which left him slightly rusty. However he still managed to take fourth, 1.1 laps behind Lee, running in his favourite class, after winning through from the 'B'. Having taken his first Final win of the year in F1 earlier, he doubled that number here!




Round 13 - ADULTS

Watkins Glen GC - USA

04 June 2024



		
2nd Simon Goodlip	1st Angus Smith	3rd Lee Pateman



Chris Bowles celebrated his birthday with an 11th placed finish while Denis Latham took 8th. Denis first GC Qualy race was his 100th DHORC race.

'B' Final – Phil gave the best chase of Reuben here, yet even he could only get to within 2.9 laps of our former double Junior Champion. **Nick Sismey** again wished he hadn't picked red for the Final. Initially he was staying with Reuben but then a series of strange offs left him another 0.8 laps awry of Phil. The speed was there as he was only 0.02 seconds slower than Reuben but not the control!

Dan Turnbull, like Reuben, took Final wins in both F1 and GC at Watkins Glen. He went one better than F1 here by winning the 'C' and finishing seventh overall 1.1 laps behind Nick.

'C' Final – **Denis Latham**, having notched up his 100th race start in his first GC Qualifying race started his 104th here getting to within 1.6 laps of Dan taking eighth overall. After taking three of the four overall wins at Watkins Glen **JJ Hughes-Dowd** had to settle for ninth in the Adult GC Club Night 0.4 laps behind Denis. He still maintains a healthy 12 point lead in the DHORC Challenge however over Phil and then Angus another 0.5 points back.

Stuart Gray took his second career Masters win by taking victory in the 'D' Final and then adding another 0.5 points for coming fourth in the 'C'. His 2.5 points trumped Angus' 2.0 for taking the 'A' Final win. Congrats Stuart. If we have double Finals at Autodromo de Brasilia on 25Jun24 and Stuart wins at least one Final he will reach his 500th three-minute race as he sits on 493 at present.

'D' Final – **Chris Bowles**, but not as we know it, despite it being his birthday! Recording only 4.6 laps in Qualifying on yellow due to car issues left him in 14th in Qualifying. While his car ran better in the Final it was still being a little devil (well it did set a best lap time of 6.66 seconds!) meaning he couldn't quite match Stuart, dropping back 0.3 laps.

Dan Hughes-Dowd suffered even more in Qualifying, with only 2.6 laps on yellow. The problem with his car was found and fixed only for it to lose its guide pin during the race leaving him 10 laps in arrears as the flag dropped.

'Early Parents' E' Final – Having taken Pole for both Early Parents' Finals **Alan Stevenson** made sure he converted this one into a victory by 0.9 laps. **Mike Graham** didn't give up without a fight however setting the quicker lap of the two.

'NM' Final – We had the same three racers in the GC Non-Member Final as the in F1. Again **Graham White** took overall and Adult victory while **Theo White** took the win in the Juniors over older brother **Toby White** by three laps.

MASTERS REPORT

Stuart Gray makes hay in Glen

Stuart took his second career Masters win at Watkins Glen from Angus in second with Championship leader Phil in third followed by Simon and Nick in fifth.





Having run his wrong car in the 'A' Simon still took second.




Reuben Litherland won Finals in both F1 and GC, finishing 4th in the latter.

JUNIOR REPORT

JJ does takes his third double of the year

'A' Final – For the third time in 2024 **JJ Hughes-Dowd** took both the F1 and GC wins at a single venue and for the second time he took home a maximum 100 points haul from one Evening. His 20th (10) Pole was a new circuit record as it was the first time we had run double Finals at Watkins Glen, taking him to a career total of 41 (plus his five Adult records). However he did not break any other track records with his 18th (12) fastest lap and 19th (11) best race laps.

JJ's 21st (11) win of the year came 2.1 laps ahead of **Jimmy Graham's** first ever second placed finish, beating his third on 12Mar24. **Timmy Stevenson** rounded off the podium this time, another 2.7 laps back.



Tommy Tyco



JJ Hughes-Dowd took home a perfect 100 point haul from Watkins Glen.



Jimmy Graham scored his best finish with second.

Race Results



Who Came Where?

Who Scored What?



Alan Stevenson took his third Early Parents' Final win.

DERBY H:O RACING CLUB CHAMPIONSHIP RACE 697																								
Watkins Glen - 04 June 2024 - Round 13 - GC Finals																								
MASTER POINTS TABLE (NM = NON MEMBER)																								
QUALIFYING					FINAL POSITIONS					FASTEST LAPS					BEST RACE LAPS (3 MINS)					POINTS TOTAL				
POS	JUNIOR	LAPS	ADULT	PTS	POS	JUNIOR	ADULT	PTS	POS	JUNIOR	ADULT	MPH	TIME	POS	JUNIOR	ADULT	LAPS	PTS	POS	JUNIOR	ADULT	PTS		
1	JJ Hughes-Dowd	43.2	A Smith (M)	45	1	JJ Hughes-Dowd	A Smith (M)	45	1	JJ Hughes-Dowd	A Smith (M)	14.841	5.13	1	JJ Hughes-Dowd	A Smith (M)	30.4	46	1	JJ Hughes-Dowd	A Smith (M)	2.5		
2	J Graham	36.0	S Goodlip (M)	38	2	J Graham	L Pateman	38	2	J Graham	L Pateman	14.698	5.18	2	J Graham	S Goodlip (M)	29.5	40	1	JJ Hughes-Dowd	D Turnbull	2.5		
3	T Stevenson	34.3	L Pateman	34	3	J Graham	S Goodlip (M)	34	3	J Graham	S Goodlip (M)	13.970	5.45	3	J Graham	L Pateman	28.7	36	1	JJ Hughes-Dowd	A Smith (M)	2.5		
4	Th White (NM)	32.9	R Litherland	31	4	Th White (NM)	R Litherland	31	4	Th White (NM)	R Litherland	12.732	5.98	4	Th White (NM)	R Litherland	27.3	31	4	JJ Hughes-Dowd	A Smith (M)	2.0		
5	To White (NM)	32.2	P Rees (M)	29	5	To White (NM)	N Sismey (M)	29	5	To White (NM)	N Sismey (M)	12.668	6.01	5	To White (NM)	N Sismey (M)	26.9	29	5	JJ Hughes-Dowd	S Goodlip (M)	1.5		
			P Rees (M)	28	6	P Rees (M)	P Rees (M)	28	6	P Rees (M)	C Bowles	12.047	6.32	6	P Rees (M)	C Bowles	25.3	28	5	JJ Hughes-Dowd	P Rees (M)	1.5		
			D Turnbull	27	7	D Turnbull	C Bowles	27	7	D Turnbull	C Bowles	11.952	6.37	7	D Turnbull	P Rees (M)	24.4	27	5	JJ Hughes-Dowd	D Latham	1.5		
			JJ Hughes-Dowd	26	8	JJ Hughes-Dowd	D Hughes-Dowd	26	8	JJ Hughes-Dowd	D Hughes-Dowd	11.296	6.74	8	JJ Hughes-Dowd	D Turnbull	23.6	26	5	JJ Hughes-Dowd	C Bowles	1.5		
			D Latham	25	9	D Latham	JJ Hughes-Dowd	25	9	D Latham	JJ Hughes-Dowd	11.164	6.82	9	D Latham	JJ Hughes-Dowd	22.8	25	9	JJ Hughes-Dowd	L Pateman	1.0		
			A Stevenson	24	10	A Stevenson	D Turnbull	24	10	A Stevenson	D Turnbull	10.830	7.03	10	A Stevenson	A Stevenson	22.1	24	9	JJ Hughes-Dowd	N Sismey (M)	1.0		
			M Graham	23	11	M Graham	M Graham	23	11	M Graham	D Latham	10.458	7.28	11	M Graham	D Latham	21.8	23	9	JJ Hughes-Dowd	JJ Hughes-Dowd	1.0		
			D Hughes-Dowd	22	12	D Hughes-Dowd	A Stevenson	22	12	D Hughes-Dowd	M Graham	10.415	7.31	12	D Hughes-Dowd	M Graham	21.2	22	9	JJ Hughes-Dowd	Hughes-Dowd	1.0		
			G White (NM)	21	13	G White (NM)	D Latham	21	13	G White (NM)	S Gray (M)	10.261	7.42	13	G White (NM)	S Gray (M)	21.0	21	13	JJ Hughes-Dowd	A Stevenson	0.0		
			C Bowles	20	14	C Bowles	S Gray (M)	20	14	C Bowles	D Hughes-Dowd	10.084	7.55	14	C Bowles	D Hughes-Dowd	20.6	20	13	JJ Hughes-Dowd	M Graham	0.0		
			D Hughes-Dowd	NM	15	D Hughes-Dowd	G White (NM)	NM	15	D Hughes-Dowd	G White (NM)	10.058	7.57	15	D Hughes-Dowd	G White (NM)	18.4	NM	13	JJ Hughes-Dowd	G White	NM		
QUALIFYING					FINAL POSITIONS					FASTEST LAPS					BEST RACE LAPS (3 MINS)					POINTS TOTAL				
POS	JUNIOR	LAPS	ADULT	PTS	POS	JUNIOR	ADULT	PTS	POS	JUNIOR	ADULT	MPH	TIME	POS	JUNIOR	ADULT	LAPS	PTS	POS	JUNIOR	ADULT	PTS		
1	JJ Hughes-Dowd	43.2	JJ Hughes-Dowd	45	1	JJ Hughes-Dowd	JJ Hughes-Dowd	45	1	JJ Hughes-Dowd	JJ Hughes-Dowd	11.164	6.82	1	JJ Hughes-Dowd	JJ Hughes-Dowd	22.8	50	1	JJ Hughes-Dowd	JJ Hughes-Dowd	2.0		
2	J Graham	36.0	J Graham	38	2	J Graham	J Graham	38	2	J Graham	J Graham	9.589	7.94	2	J Graham	J Graham	18.8	38	2	J Graham	J Graham	1.5		
3	T Stevenson	34.3	T Stevenson	34	3	T Stevenson	Th White (NM)	34	3	T Stevenson	Th White (NM)	9.206	8.27	3	T Stevenson	T Stevenson	17.8	34	3	T Stevenson	T Stevenson	1.0		
4	Th White (NM)	32.9	Th White (NM)	NM	4	Th White (NM)	To White (NM)	NM	4	Th White (NM)	To White (NM)	9.173	8.30	4	Th White (NM)	Th White (NM)	17.5	NM	4	Th White	Th White	NM		
5	To White (NM)	32.2	To White (NM)	NM	5	To White (NM)	T Stevenson	NM	5	To White (NM)	T Stevenson	8.936	8.52	5	To White (NM)	To White (NM)	16.1	NM	4	To White	To White	NM		

Final Points

POS	ADULT	PTS
1	R Litherland	2.5
1	D Turnbull	2.5
1	S Gray (M)	2.5
4	A Smith (M)	2.0
5	S Goodlip (M)	1.5
5	P Rees (M)	1.5
5	D Latham	1.5
5	C Bowles	1.5
9	L Pateman	1.0
9	N Sismey (M)	1.0
9	JJ Hughes-Dowd	1.0
9	D Hughes-Dowd	1.0
13	A Stevenson	0.0
13	M Graham	0.0
13	G White	NM

FINAL POINTS

POS	ADULT	PTS
1	JJ Hughes-Dowd	2.0
2	J Graham	1.5
3	T Stevenson	1.0
4	Th White	NM
4	To White	NM



Theo White concentrating during Qualifying.

CL		NAME		GREEN		BLUE		QUAL		FIN		FINAL 1		FINAL 2		FINAL 3		BEST		TOTAL			
				LAPS	TIME	LAPS	TIME	LAPS	TIME	POS	PTS	LAPS	TIME	LAPS	TIME	LAPS	TIME	LAPS	TIME	LAPS	TIME	LAPS	TIME
A	A	A Smith (M)		27.3	5.36	29.0	5.53	56.3	A1	2.0	30.4	5.13							30.4	5.13	86.7		
A	A	S Goodlip (M)		26.6	5.45	29.5	5.47	56.1	A2	1.5	29.4	5.47							29.5	5.45	85.5		
A	A	L Pateman		28.7	5.28	25.9	5.60	54.6	A3	1.0	22.4	5.18							28.7	5.18	77.0		
A	A	N Sismey (M)		26.9	6.01	25.8	6.11	52.7	B3	1.0	23.6	6.06							26.9	6.01	76.3		
A	A	R Litherland		24.3	6.10	25.7	5.98	50.0	A4	2.5	27.3	6.04	21.3	6.24					27.3	5.98	98.6		
A	A	P Rees (M)		24.2	6.99	24.4	6.91	48.6	B2	1.5	24.4	6.32							24.4	6.32	73.0		
A	A	D Turnbull		21.3	7.19	23.6	7.18	44.9	B4	2.5	22.6	7.43	22.5	7.03					23.6	7.03	90.0		
A	A	JJ Hughes-Dowd		20.4	6.82	22.8	7.08	43.2	C3	1.0	20.6	7.07							22.8	6.82	20.6		
A	A	D Latham		20.8	7.86	21.8	7.42	42.6	C2	1.5	21.0	7.79							21.8	7.42	63.6		
A	A	A Stevenson		20.9	7.38	20.7	7.31	41.6	E1		22.1	7.42							22.1	7.31	63.7		
A	A	M Graham		20.7	7.42	19.7	7.83	40.4	E2		21.2	7.28							21.2	7.28	61.6		
A	A	S Gray (M)		19.1	8.18	21.0	7.95	40.1	C4	2.5	20.7	7.84	19.9	7.55					21.0	7.55	80.7		
A	A	C Bowles		4.6	8.49	25.3	6.37	29.9	D2	1.5	20.4	6.66							25.3	6.37	50.3		
A	A	D Hughes-Dowd		2.6	7.97	20.6	7.44	23.2	D3	1.0	12.4	6.74							20.6	6.74	35.6		
AS	G	White		17.3	8.14	16.5	9.81	33.8	F1		18.4	7.57							18.4	7.57	52.2		
J	JJ	Hughes-Dowd		20.4	6.82	22.8	7.08	43.2	A1	2.0	20.9	7.36							22.8	6.82	64.1		
J	J	Graham		17.3	8.82	18.7	8.39	36.0	A2	1.5	18.8	7.94							18.8	7.94	54.8		
J	T	Stevenson		16.5	9.17	17.8	8.52	34.3	A3	1.0	16.1	9.01							17.8	8.52	50.4		
JS	Th	White		17.5	8.27	15.4	9.16	32.9	B1		16.9	8.72							17.5	8.27	49.8		
JS	To	White		16.1	8.30	16.1		32.2	B2		13.9	8.54							16.1	8.30	46.1		
																TOTAL FEET		142,999.5		TOTAL LAPS		1,280.6	



Junior 'A' – Timmy Stevenson (3rd), Jimmy (2nd) and winner JJ.



Everyone's
Best Results
At This Circuit



What are my Best Scores?
Who Have I Beaten?



Early Parents' 'E' – Mike Graham (14th) and winner Alan (13th)



Watkins Glen Best Off Chart 3 - GC

Qualifying					Fastest Laps					Race Laps				
Pos	Adult	Laps	MPH	Date	Pos	Adult	Time	MPH	Date	Pos	Adult	Laps	MPH	Date
1	A Smith	56.3	11.907	04-Jun-24	1	A Smith	5.13	14.842	04-Jun-24	1	A Smith	30.4	12.859	04-Jun-24
2	S Goodlip	56.1	11.865	04-Jun-24	2	L Pateman	5.18	14.699	04-Jun-24	2	S Goodlip	29.5	12.478	04-Jun-24
3	L Pateman	54.6	11.548	04-Jun-24	3	S Goodlip	5.53	13.768	10-Apr-18	3	C Roythorne	28.8	12.182	10-Apr-18
4	N Sismey	52.7	11.146	04-Jun-24	4	C Roythorne	5.68	13.405	10-Apr-18	4	L Pateman	28.7	12.140	04-Jun-24
5	R Litherland	50.0	10.575	04-Jun-24	5	L Smith	5.88	12.949	10-Apr-18	5	L Smith	27.4	11.590	10-Apr-18
6	P Rees	48.6	10.279	04-Jun-24	6	N Sismey	5.90	12.905	10-Apr-18	6	R Litherland	27.3	11.548	04-Jun-24
7	D Turnbull	44.9	9.496	04-Jun-24	7	R Litherland	5.98	12.732	04-Jun-24	7	N Sismey	26.9	11.378	04-Jun-24
8	JJ Hughes-Dowd	43.2	9.137	04-Jun-24	8	D Garbett	6.18	12.320	10-Apr-18	8	J Lymer	26.1	11.040	10-Apr-18
9	D Latham	42.6	9.010	04-Jun-24	9	P Rees	6.32	12.047	04-Jun-24	8	D Garbett	26.1	11.040	10-Apr-18
10	A Stevenson	41.6	8.798	04-Jun-24	10	J Lymer	6.36	11.971	10-Apr-18	10	C Bowles	25.3	10.702	04-Jun-24
11	M Graham	40.4	8.544	04-Jun-24	11	C Bowles	6.37	11.953	04-Jun-24	11	P Rees	24.4	10.321	04-Jun-24
12	S Gray	40.1	8.481	04-Jun-24	12	J Lamb	6.67	11.415	10-Apr-18	12	G Peach	23.6	9.983	04-Jun-24
13	C Bowles	29.9	6.324	04-Jun-24	13	G Peach	6.71	11.347	10-Apr-18	12	D Turnbull	23.6	9.983	04-Jun-24
14	D Hughes-Dowd	23.2	4.907	04-Jun-24	14	D Hughes-Dowd	6.74	11.297	04-Jun-24	14	J Lamb	23.4	9.898	10-Apr-18
15	C Roythorne	N/A	N/A	N/A	15	JJ Hughes-Dowd	6.82	11.164	04-Jun-24	15	K Alcock	22.8	9.644	10-Apr-18
15	D Edwards	N/A	N/A	N/A	16	R Masters	6.90	11.035	10-Apr-18	15	JJ Hughes-Dowd	22.8	9.644	04-Jun-24
15	D Garbett	N/A	N/A	N/A	17	K Alcock	6.95	10.955	10-Apr-18	17	T Stacey	22.3	9.433	10-Apr-18
15	G Peach	N/A	N/A	N/A	17	T Stacey	6.95	10.955	10-Apr-18	18	A Stevenson	22.1	9.348	04-Jun-24
15	J Holmes	N/A	N/A	N/A	19	D Turnbull	7.03	10.831	04-Jun-24	19	D Latham	21.8	9.221	04-Jun-24
15	J Lamb	N/A	N/A	N/A	20	M Graham	7.28	10.459	04-Jun-24	20	R Lawson	21.2	8.967	10-Apr-18
15	J Lymer	N/A	N/A	N/A	21	A Stevenson	7.31	10.416	04-Jun-24	20	M Graham	21.2	8.967	04-Jun-24
15	K Alcock	N/A	N/A	N/A	22	D Latham	7.42	10.261	04-Jun-24	22	S Gray	21.0	8.883	04-Jun-24
15	L Smith	N/A	N/A	N/A	23	S Gray	7.55	10.085	04-Jun-24	23	D Hughes-Dowd	20.6	8.714	04-Jun-24
15	L Williamson	N/A	N/A	N/A	24	R Lawson	7.64	9.986	10-Apr-18	24	R Masters	20.1	8.502	10-Apr-18
15	M Allsopp	N/A	N/A	N/A	25	J Holmes	7.80	9.761	10-Apr-18	25	J Holmes	19.9	8.418	10-Apr-18
15	M Martinez	N/A	N/A	N/A	26	M Allsopp	9.09	8.376	24-Oct-17	26	M Martinez	19.8	8.375	10-Apr-18
15	R Lawson	N/A	N/A	N/A	27	D Edwards	9.19	8.285	24-Oct-17	27	M Allsopp	16.6	7.022	24-Oct-17
15	R Masters	N/A	N/A	N/A	28	L Williamson	10.86	7.011	24-Oct-17	28	D Edwards	15.3	6.472	24-Oct-17
15	S Smith	N/A	N/A	N/A	29	S Smith	10.97	6.941	24-Oct-17	29	L Williamson	13.4	5.668	24-Oct-17
15	T Stacey	N/A	N/A	N/A	30	M Martinez	11.67	6.524	24-Oct-17	30	S Smith	13.2	5.584	24-Oct-17
Pos	Junior	Laps	MPH	Date	Pos	Junior	Time	MPH	Date	Pos	Junior	Laps	MPH	Date
1	JJ Hughes-Dowd	43.2	9.137	04-Jun-24	1	B Roythorne	5.87	12.971	24-Oct-17	1	B Roythorne	26.6	11.252	24-Oct-17
2	J Graham	36.0	7.614	04-Jun-24	2	Z Roythorne	6.04	12.606	24-Oct-17	2	Z Roythorne	25.4	10.744	24-Oct-17
3	T Stevenson	34.3	7.254	04-Jun-24	3	A Turnbull	6.43	11.841	24-Oct-17	3	A Turnbull	25.2	10.659	24-Oct-17
4	A Turnbull	N/A	N/A	N/A	4	F Holmes	6.62	11.501	10-Apr-18	4	JJ Hughes-Dowd	22.8	9.644	04-Jun-24
4	B Roythorne	N/A	N/A	N/A	5	JJ Hughes-Dowd	6.82	11.164	04-Jun-24	5	F Holmes	21.8	9.221	10-Apr-18
4	F Holmes	N/A	N/A	N/A	6	L Turnbull	7.02	10.846	10-Apr-18	6	L Turnbull	20.5	8.671	24-Oct-17
4	G Reyes-England	N/A	N/A	N/A	7	S Roythorne	7.17	10.619	10-Apr-18	6	S Roythorne	20.5	8.671	10-Apr-18
4	H Smith	N/A	N/A	N/A	8	G Reyes-England	7.25	10.502	10-Apr-18	8	H Smith	20.2	8.544	24-Oct-17
4	J Hagues	N/A	N/A	N/A	9	H Smith	7.27	10.473	24-Oct-17	8	G Reyes-England	20.2	8.544	10-Apr-18
4	J Lawson	N/A	N/A	N/A	10	J Martinez	7.72	9.863	10-Apr-18	10	J Martinez	19.4	8.206	10-Apr-18
4	J Martinez	N/A	N/A	N/A	11	J Graham	7.94	9.589	04-Jun-24	11	J Lawson	19.1	8.079	10-Apr-18
4	L Turnbull	N/A	N/A	N/A	12	J Lawson	8.16	9.331	10-Apr-18	12	J Graham	18.8	7.952	04-Jun-24
4	S Bowman	N/A	N/A	N/A	13	S Bowman	8.21	9.274	10-Apr-18	13	S Bowman	17.8	7.529	10-Apr-18
4	S Roythorne	N/A	N/A	N/A	14	T Stevenson	8.52	8.936	04-Jun-24	13	T Stevenson	17.8	7.529	04-Jun-24
4	Z Roythorne	N/A	N/A	N/A	15	J Hagues	8.73	8.721	10-Apr-18	15	J Hagues	15.1	6.387	24-Oct-17



**Non Member Final – Adult winner Graham White (15th), Toby White (5th)
and Junior winner Theo White (4th)**



Championship Tables



Those All Important
Points!

Championship Leaders 04Jun24 After Round 13



Adult

Championship

Angus Smith

Challenge

JJ Hughes-Dowd

King of Speed

TBA

Top Adult Points at DHORCingham

Junior

Championship

JJ Hughes-Dowd

Challenge

JJ Hughes-Dowd

King of Speed

TBA

Top Junior Points at DHORCingham

Other

Masters (56+)

Phil Rees

Alan Bullock

TBA

Winner of last Adult Club Night in August

Early Parents

Andrew Woodhouse

Bob Chadwick

TBA

Winner of last Adult Club Night in October



Adult 'D' – Dan Hughes-Dowd (12th), Chris (11th) and winner Stuart Gray.



DHORC Championship 2024					
Pos	Competitor	Wins	Total	Best (75%)	Diff
	Name		33	25	
(Adults)		Wins	Scores	Scores	
1	A Smith (M)	7	554	554	
2	P Rees (M)	1	406	406	148
3	S Goodlip (M)	3	388	388	18
4	JJ Hughes-Dowd	2	382	382	6
5	N Sismey (M)		381	381	1
6	L Blacker		298	298	83
7	L Pateman		293	293	5
8	S Gray (M)		272	272	21
9	R Litherland		270	270	2
10	D Hughes-Dowd		259	259	11
11	D Turnbull		252	252	7
12	G Peach (M)		225	225	27
13	D Latham		220	220	5
14	A Woodhouse		201	201	19
15	JT Hughes-Dowd		184	184	17
16	A Stevenson		183	183	1
17	B Johnson (M)		173	173	10
18	C Bowles		160	160	13
19	M Graham		149	149	11
20	R Lawson		130	130	19
21	J Lawson		109	109	21
22	A Turnbull		69	69	40
23	L Smith		48	48	21
24	S Smith		41	41	7
24	H Smith		41	41	
26	M Dutson		36	36	5
Pos	(Juniors)	Wins	Total	75%	Diff
1	JJ Hughes-Dowd	11	618	618	
2	J Woodhouse		413	413	205
3	T Stevenson		317	317	96
4	JT Hughes-Dowd	2	291	291	26
5	J Graham		254	254	37
6	J Lawson		197	197	57
7	E Woodhouse		114	114	83
Pos	(Masters)	Wins	Total	75%	Diff
1	P Rees (M)	4	23.0	23.0	
2	A Smith (M)	4	22.5	22.5	0.5
3	N Sismey (M)	1	15.5	15.5	7.0
4	S Goodlip (M)	3	15.0	15.0	0.5
5	S Gray (M)	2	14.5	14.5	0.5
6	B Johnson (M)		9.5	9.5	5.0
6	G Peach (M)		9.5	9.5	
Pos	(Early Parents)	Wins	Total	75%	Diff
1	A Woodhouse	8	201	201	
2	A Stevenson	3	183	183	18
3	M Graham	1	149	149	34
4	R Lawson	1	18	18	131

DHORC Challenge 2024				
Pos	Competitor	Wins	Results	
	Name		(33)	Turn Up
(Adult)		Wins	Points	Rate
1	JJ Hughes-Dowd	13	35.0	100.00%
2	P Rees (M)	4	23.0	100.00%
3	A Smith (M)	8	22.5	100.00%
4	L Blacker	6	22.0	84.62%
5	D Hughes-Dowd	3	21.0	84.62%
6	N Sismey (M)	1	15.5	100.00%
6	D Turnbull	3	15.5	76.92%
8	S Goodlip (M)	4	15.0	76.92%
8	D Latham	2	15.0	81.82%
10	S Gray	2	14.5	100.00%
11	JT Hughes-Dowd	3	13.5	80.00%
12	L Pateman	1	12.5	69.23%
12	R Litherland	2	12.5	61.54%
14	C Bowles	3	12.0	50.00%
15	J Lawson	2	10.0	45.45%
15	R Lawson	2	10.0	54.55%
17	B Johnson (M)	0	9.5	61.54%
17	G Peach (M)	0	9.5	61.54%
19	L Smith	2	5.0	16.67%
20	H Smith	1	4.0	15.38%
21	M Dutson	0	2.5	18.18%
22	A Turnbull	0	2.0	15.38%
22	S Smith	0	2.0	15.38%
24	A Woodhouse	0	0.0	84.62%
24	A Stevenson	0	0.0	76.92%
24	M Graham	0	0.0	100.00%
Pos	(Junior)	Wins	Points	Rate
1	JJ Hughes-Dowd	12	26.0	100.00%
2	J Woodhouse	1	17.5	84.62%
3	JT Hughes-Dowd	4	14.0	80.00%
4	J Graham	2	13.5	80.00%
5	T Stevenson	1	11.0	76.92%
6	J Lawson	1	7.5	54.55%
7	E Woodhouse	0	5.0	50.00%



Adult 'C' – Stuart (10th), Denis (8th), JJ (9th) and winner Dan Turnbull



DHORC Championship 2024

Pos	Competitor Name (Adults)	Wins	BRA F1	BRA GC	JAC F1	FIO GC	JAR F1	PUK F1	PUK GC	MIS F1	MIS GC	TR F1	TR GC	WG	WG	Total Scores	Best (75%) Scores	Diff
			09-Jan	09-Jan	30-Jan	20-Feb	12-Mar	09-Apr	09-Apr	30-Apr	30-Apr	14-May	14-May	04-Jun	04-Jun	13	33	
1	A Smith (M)	7	28	50	42	49	33	48	50	36	50	38	50	34	46	554	554	148
2	P Rees (M)	1	25	24	26	25	26	38	29	29	34	47	34	40	29	406	406	18
3	S Goodlip (M)	3	47	31	46	DNS	40	DNS	DNS	47	38	37	31	31	40	388	388	6
4	JJ Hughes-Dowd	2	34	21	25	26	45	31	22	27	21	31	28	46	25	382	382	1
5	N Sismey (M)	24	28	28	29	28	27	29	34	31	29	29	38	27	28	381	381	5
6	L Blacker	23	27	28	27	28	31	25	28	31	28	27	25	DNS	DNS	298	298	21
7	L Pateman	26	29	27	39	35	DNS	DNS	DNS	39	31	DNS	DNS	31	36	293	293	2
8	S Gray (M)	18	19	18	19	21	22	24	20	20	20	22	21	24	24	272	272	11
9	R Litherland	41	34	DNS	34	28	36	38	38	DNS	DNS	DNS	DNS	28	31	270	270	7
10	D Hughes-Dowd	22	23	21	23	22	25	27	27	DNS	DNS	24	27	23	22	259	259	27
11	D Turnbull	27	25	22	DNS	24	DNS	DNS	DNS	24	26	25	26	26	27	252	252	22
12	G Peach (M)	29	26	31	29	DNS	DNS	DNS	DNS	28	25	28	29	DNS	DNS	225	225	25
13	D Latham	DNS	DNS	23	22	25	DNS	DNS	DNS	26	24	26	23	25	26	220	220	31
14	A Woodhouse	17	16	15	17	18	21	21	21	19	19	19	19	DNS	DNS	201	201	36
15	JT Hughes-Dowd	DNS	DNS	DNS	21	20	24	28	21	23	23	23	24	DNS	DNS	184	184	41
16	A Stevenson	16	17	DNS	16	19	19	19	18	18	DNS	DNS	DNS	20	21	183	183	48
17	B Johnson (M)	20	18	19	DNS	23	26	23	22	22	DNS	DNS	DNS	DNS	DNS	173	173	50
18	C Bowles	DNS	DNS	34	31	DNS	DNS	DNS	DNS	23	27	DNS	DNS	22	23	160	160	57
19	M Graham	DNS	DNS	DNS	15	17	20	20	20	DNS	DNS	18	18	21	20	149	149	63
20	R Lawson	DNS	DNS	17	18	DNS	DNS	27	26	DNS	DNS	20	22	DNS	DNS	130	130	69
21	J Lawson	DNS	DNS	20	DNS	DNS	DNS	23	25	DNS	DNS	21	20	DNS	DNS	109	109	75
22	A Turnbull	31	38	DNS	DNS	DNS	DNS	DNS	DNS	DNS	DNS	DNS	DNS	DNS	DNS	69	69	83
23	L Smith	DNS	DNS	24	24	DNS	DNS	DNS	DNS	DNS	DNS	DNS	DNS	DNS	DNS	48	48	88
24	S Smith	21	20	DNS	DNS	DNS	DNS	DNS	DNS	DNS	DNS	DNS	DNS	DNS	DNS	41	41	95
24	H Smith	19	22	DNS	DNS	DNS	DNS	DNS	DNS	DNS	DNS	DNS	DNS	DNS	DNS	41	41	100
26	M Dutton	DNS	DNS	16	20	DNS	DNS	DNS	DNS	DNS	DNS	DNS	DNS	DNS	DNS	36	36	107
Pos	(Juniors)	Wins	685	687	688	689	689	690	691	692	693	694	695	696	697	Total	75%	Diff
1	JJ Hughes-Dowd	11	47	50	50	50	50	50	33	50	50	50	38	50	50	618	618	205
2	J Woodhouse	41	38	38	34	38	38	38	38	38	38	38	34	DNS	DNS	413	413	96
3	T Stevenson	34	34	DNS	28	31	28	28	31	31	DNS	DNS	DNS	38	34	317	317	26
4	JT Hughes-Dowd	2	DNS	DNS	38	29	31	46	34	34	31	48	DNS	DNS	DNS	291	291	37
5	J Graham	DNS	DNS	DNS	29	34	29	27	DNS	DNS	DNS	34	29	34	38	254	254	57
6	J Lawson	DNS	DNS	34	31	DNS	34	36	36	DNS	DNS	29	33	DNS	DNS	197	197	83
7	E Woodhouse	DNS	DNS	DNS	DNS	DNS	DNS	27	29	29	DNS	DNS	DNS	DNS	DNS	114	114	75%
Pos	(Masters)	Wins	685	687	688	689	689	690	691	692	693	694	695	696	697	Total	75%	Diff
1	P Rees (M)	4	1.0	2.5	1.5	1.0	1.5	1.5	1.5	1.5	3.0	2.0	3.0	1.5	1.5	23.0	23.0	0.5
2	A Smith (M)	6	1.0	2.0	1.5	2.0	0.5	2.0	2.0	1.0	2.0	1.5	2.0	3.0	2.0	22.5	22.5	7.0
3	N Sismey (M)	1	0.5	1.0	1.5	1.0	0.5	1.5	1.0	2.5	1.5	1.5	1.5	0.5	1.0	15.5	15.5	0.5
4	S Goodlip (M)	3	2.0	2.5	2.0	DNS	1.5	DNS	DNS	2.0	1.5	1.0	0.5	0.5	1.5	15.0	15.0	0.5
5	S Gray (M)	2	0.5	1.0	0.5	1.0	2.5	1.0	0.5	1.5	1.5	1.0	0.5	0.5	2.5	14.5	14.5	5.0
6	B Johnson (M)	1.5	0.5	1.0	DNS	1.5	1.5	1.5	1.5	1.0	1.0	DNS	DNS	DNS	DNS	9.5	9.5	9.5
6	G Peach (M)	1.5	1.5	0.5	1.5	DNS	DNS	DNS	DNS	1.0	1.0	1.0	1.5	DNS	DNS	9.5	9.5	75%
Pos	(Early Parents)	Wins	685	686	687	688	689	690	691	692	693	694	695	696	697	Total	75%	Diff
1	A Woodhouse	8	17	16	15	17	18	21	21	19	19	19	DNS	DNS	DNS	201	201	18
2	A Stevenson	3	16	17	DNS	16	19	19	19	18	18	DNS	DNS	20	21	183	183	34
3	M Graham	1	DNS	DNS	DNS	15	17	20	20	DNS	DNS	18	18	21	20	149	149	131
4	R Lawson	1	DNS	DNS	N/A	DNS	N/A	N/A	N/A	DNS	DNS	N/A	N/A	DNS	DNS	18	18	



Adult 'B' – Dan (7th), winner Reuben, Nick Sismey (6th) and Phil Rees (5th)



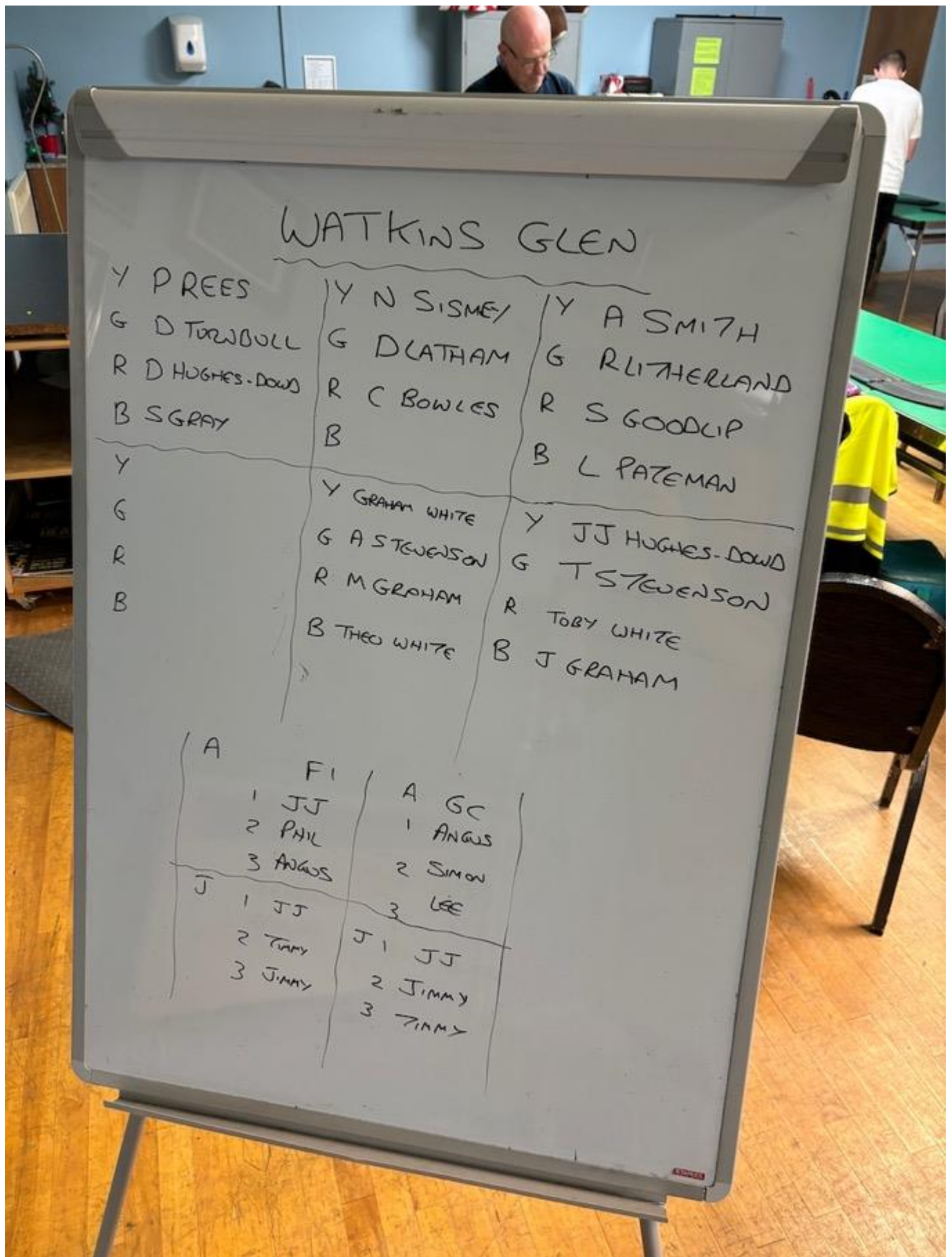
DHRC Final Challenge 2024

Pos	Competitor Name (Adult)	Wins	BRA F1	BRA GC	JAC F1	FIO GC	JAR F1	PUK F1	PUK GC	MIS F1	MIS GC	TR F1	TR GC	WG F1	WG GC	Results		
			09-Jan	09-Jan	30-Jan	20-Feb	09-Apr	09-Apr	30-Apr	30-Apr	14-May	14-May	04-Jun	04-Jun	(33)	Points	Turn Up Rate	
1	JJ Hughes-Dowd	13	7.0	0.5	1.0	1.5	8.0	2.5	1.0	2.5	0.5	2.5	5.0	2.0	1.0	35.0	100.00%	
2	P Rees (M)	4	1.0	2.5	1.5	1.0	1.5	1.5	1.5	1.5	3.0	2.0	3.0	1.5	1.5	23.0	100.00%	
3	A Smith (M)	8	1.0	2.0	1.5	2.0	0.5	2.0	2.0	1.0	2.0	1.5	2.0	3.0	2.0	22.5	100.00%	
4	L Blacker	6	1.5	2.5	1.0	2.5	1.5	1.0	6.5	1.0	1.0	2.5	1.0	DNS	DNS	22.0	84.62%	
5	D Hughes-Dowd	3	3.0	1.5	0.5	1.5	1.0	3.0	0.5	DNS	DNS	2.5	5.0	1.5	1.0	21.0	84.62%	
6	N Sismey (M)	1	0.5	1.0	1.5	1.0	0.5	1.5	1.0	2.5	1.5	1.5	1.5	0.5	1.0	15.5	100.00%	
6	D Turnbull	3	0.5	1.0	3.0	DNS	0.5	DNS	DNS	0.5	1.5	1.0	1.5	3.5	2.5	15.5	76.92%	
8	S Goodlip (M)	4	2.0	2.5	2.0	DNS	1.5	DNS	DNS	2.0	1.5	1.0	0.5	0.5	1.5	15.0	76.92%	
8	D Latham	2	DNS	DNS	1.5	1.0	1.0	DNS	DNS	3.5	2.5	1.5	1.5	1.0	1.5	15.0	81.82%	
10	S Gray	2	0.5	1.0	0.5	1.0	2.5	1.0	0.5	1.5	1.5	1.0	0.5	0.5	2.5	14.5	100.00%	
11	JT Hughes-Dowd	3	DNS	DNS	DNS	2.5	1.5	0.5	1.0	2.5	3.5	1.5	0.5	DNS	DNS	13.5	80.00%	
12	L Pateman	1	1.5	1.5	2.5	1.5	1.0	DNS	DNS	1.5	0.5	DNS	DNS	1.5	1.0	12.5	69.23%	
12	R Litherland	2	1.5	1.0	DNS	1.0	1.0	1.0	1.5	DNS	DNS	DNS	DNS	3.0	2.5	12.5	61.54%	
14	C Bowles	3	DNS	DNS	3.0	2.5	DNS	DNS	DNS	1.5	2.5	DNS	DNS	1.0	1.5	12.0	50.00%	
15	J Lawson	2	DNS	DNS	3.5	DNS	DNS	1.5	1.0	DNS	DNS	2.5	1.5	DNS	DNS	10.0	45.45%	
15	R Lawson	2	DNS	DNS	1.5	0.0	DNS	2.5	1.5	DNS	DNS	1.5	3.0	DNS	DNS	10.0	54.55%	
17	B Johnson (M)	1.5	0.5	1.0	1.0	DNS	1.5	1.5	1.5	1.0	1.0	DNS	DNS	DNS	DNS	9.5	61.54%	
17	G Peach (M)	1.5	1.5	1.5	0.5	1.5	DNS	DNS	DNS	1.0	1.0	1.0	1.5	DNS	DNS	9.5	61.54%	
19	L Smith	2	DNS	DNS	2.5	DNS	DNS	DNS	DNS	DNS	DNS	DNS	DNS	DNS	DNS	5.0	16.67%	
20	H Smith	1	1.0	3.0	DNS	DNS	DNS	DNS	DNS	DNS	DNS	DNS	DNS	DNS	DNS	4.0	15.38%	
21	M Dutton	DNS	DNS	1.0	1.5	DNS	DNS	DNS	DNS	DNS	DNS	DNS	DNS	DNS	DNS	2.5	18.18%	
22	A Turnbull	0.5	1.5	1.5	DNS	DNS	DNS	DNS	DNS	DNS	DNS	DNS	DNS	DNS	DNS	2.0	15.38%	
22	S Smith	0.5	1.5	1.5	DNS	DNS	DNS	DNS	DNS	DNS	DNS	DNS	DNS	DNS	DNS	2.0	15.38%	
24	A Woodhouse	0.0	0.0	0.0	0.0	0.0	0.0	0.0	0.0	0.0	0.0	0.0	0.0	DNS	DNS	0.0	84.62%	
24	A Stevenson	0.0	0.0	DNS	0.0	0.0	0.0	0.0	0.0	0.0	0.0	DNS	DNS	0.0	0.0	0.0	76.92%	
24	M Graham	DNS	DNS	DNS	0.0	0.0	0.0	0.0	0.0	0.0	0.0	0.0	0.0	0.0	0.0	0.0	100.00%	
Pos	(Junior)	Wins	685	686	687	688	689	690	691	692	693	694	695	696	697	Points	Rate	
1	JJ Hughes-Dowd	12	2.0	2.0	2.0	2.0	2.0	2.0	2.5	2.0	2.0	2.0	1.5	2.0	2.0	26.0	100.00%	
2	J Woodhouse	1	1.5	1.5	1.5	1.0	1.5	1.5	1.5	1.5	1.5	1.5	3.0	DNS	DNS	17.5	84.62%	
3	JT Hughes-Dowd	4	DNS	DNS	DNS	3.5	1.5	0.5	2.0	3.0	1.0	0.5	2.0	DNS	DNS	14.0	80.00%	
4	J Graham	2	DNS	DNS	DNS	1.5	3.0	1.5	0.5	DNS	DNS	3.0	1.5	1.0	1.5	13.5	80.00%	
5	T Stevenson	1	1.0	1.0	DNS	1.0	0.5	1.0	1.0	0.5	2.5	DNS	DNS	1.5	1.0	11.0	76.92%	
6	J Lawson	1	DNS	DNS	1.0	0.5	DNS	3.0	1.0	DNS	DNS	1.5	0.5	DNS	DNS	7.5	54.55%	
7	E Woodhouse	DNS	DNS	DNS	DNS	DNS	DNS	0.5	1.5	1.5	1.5	DNS	DNS	DNS	DNS	5.0	50.00%	
Turn Up Rates			100.00%	100.00%	78.57%	78.13%	68.75%	66.67%	66.67%	66.67%	66.67%	63.64%	63.64%	51.52%	51.52%	51.52%	Ave	69.10%



Adult 'A' – Reuben (4th), Lee (3rd), winner Angus and Simon (2nd)





Grid and podiums.

Members' Statistics

ADULT STATISTICS 1992-2024 - AFTER DHORC 697

Sheet 1 of 5 (Note: Highlighted Names are Current 2024 Members, CS = Best Consecutive Results)

MEETINGS (Junior & Adult) ATTENDED			RACES (Junior & Adult) COMPLETED			DRIVER RANKING			FINALS WON			
Pos	ADULT (1st Race)	No	Pos	ADULT	No	Pos	ADULT	SCORE	Pos	ADULT	No	CS
1	P REES (07Jul92)	680	1	P REES	3,880	1	* A SMITH	1,988	1	L PATEMAN	280	(5)
2	N SISMEY (07Jul92)	644	2	N SISMEY	3,561	2	* S GOODLIP	2,275	2	P REES	249	(3)
3	L PATEMAN (01Sep92)	601	3	L PATEMAN	3,376	3	* J SISMEY	2,750	3	S GOODLIP	181	(4)
4	G PEACH (07Jan97)	455	4	G PEACH	2,541	4	* W LANDER	2,838	4	N SISMEY	176	(2)
5	S GOODLIP (01Jun93)	394	5	P BARBER	2,102	5	* L PATEMAN	3,113	5	M CHADWICK	117	(3)
6	P BARBER	363	6	S GOODLIP	2,088	6	* M CHADWICK	3,813	6	J SISMEY	103	(4)
7	A McPEAKE	299	7	A BULLOCK	1,802	7	* J TAGUE	4,538	7	G PEACH	101	(2)
8	A BULLOCK	292	8	A McPEAKE	1,658	8	* R LITHERLAND	4,788	8	L SMITH	90	(3)
9	M CHADWICK	287	9	R MASTERS	1,598	9	* T MEASHAM	5,113	9	A SMITH	90	(5)
10	R MASTERS	280	10	M CHADWICK	1,537	10	* J NEALE	5,200	10	D McPEAKE	77	(2)
11	N LAMBERT	269	11	C ROYTHORNE	1,513	11	* N SISMEY	5,700	11	A McPEAKE	66	(2)
12	C ROYTHORNE	249	12	N LAMBERT	1,479	12	* A TURNBULL	5,725	11	A BULLOCK	66	(2)
13	D McPEAKE	245	13	D McPEAKE	1,368	13	* P REES	5,900	13	J TAGUE	64	(2)
14	R SEAMAN	235	14	L SMITH (1,673)	1,321	14	* K LYE	6,063	14	N LAMBERT	61	(2)
15	L SMITH (29May07) (273)	218	15	R SEAMAN	1,313	15	* C BOWLES	6,313	14	M ALLSOPP	61	(3)
15	D TURNBULL (07Nov13)	218	16	J SISMEY (1,957)	1,303	16	* C ROYTHORNE	6,350	16	R SEAMAN	60	(2)
17	J SISMEY (331)	211	17	M ALLSOPP	1,265	17	* D GARBETT	6,400	17	W LANDER	56	(2)
18	M ALLSOPP	203	18	D TURNBULL	1,150	18	* A McPEAKE	6,488	18	C ROYTHORNE	55	(2)
19	A SMITH (07Jul92)	194	19	J LAMB	1,048	19	* R SEAMAN	6,550	19	R MASTERS	54	(2)
20	J LAMB	179	20	S ANAND	976	20	* G PEACH	6,788	20	S ANAND	53	(3)
21	P LEVERS	166	21	P LEVERS	957	21	* R BLAKE	7,125	21	J LAMB	49	(3)
22	J TAGUE	165	22	J LYMER	948	22	* T CHADWICK	7,250	22	P LEVERS	48	(2)
23	S ANAND	154	23	A SMITH	941	22	* S ANAND	7,250	23	A HOLLIDAY	43	(3)
24	J LYMER	146	24	J TAGUE	858	24	* A BULLOCK	7,438	24	I BRENTNALL	41	(3)
25	D EDWARDS	139	25	K ALCOCK	848	25	* M ALLSOPP	7,488	24	P BARBER	41	(2)
26	K ALCOCK	131	26	D EDWARDS	801	26	* L BLACKER	7,788	26	L BLACKER	40	(3)
27	C BOWLES (28Mar95) (205)	129	27	G WESTON	682	27	* R CROSSLAND	8,175	27	J LYMER	38	(2)
28	A HOLLIDAY	123	28	A HOLLIDAY	679	28	* JJ HUGHES-DOWD	8,475	28	D TURNBULL	34	(3)
29	L EDWARDS	116	29	W LANDER	661	29	* D McPEAKE	8,563	29	G WESTON	33	(2)
30	S SMITH	115	30	R LAWSON	656	30	* L SMITH	8,725	29	C BOWLES	33	(2)
31	G WESTON	113	31	L EDWARDS	654	31	* D BRENTNALL	8,838	31	K ALCOCK	30	(3)
31	S GRAY (10Apr18)	113	32	J HOLMES	639	32	* K PAYNE	8,850	32	D EDWARDS	29	(2)
33	R LAWSON (03Mar15)	111	33	C BOWLES (1,018)	616	33	* J ROYTHORNE	8,938	32	D GARBETT	29	(2)
34	C HENRY	109	34	S SMITH	581	34	* J LEVERS	9,063	32	A TURNBULL	29	(2)
34	D GARBETT	109	35	C HENRY	552	35	* A DAVIES	9,138	35	B JOHNSON	28	(3)
36	B JOHNSON (29Mar94)	107	36	B JOHNSON	543	36	* P LEVERS	9,188	36	R BLAKE	26	(2)
37	W LANDER	104	37	D GARBETT	523	37	* J LYMER	9,288	37	D BRENTNALL	25	(5)
38	J HOLMES	98	38	I BRENTNALL	511	38	* D TURNBULL	9,675	37	M ROGERS	25	(3)
39	I BRENTNALL	94	39	S GRAY	493	39	* S PANK	9,775	37	J HOLMES	25	(2)
40	L BLACKER (30Apr19)	92	40	R CROSSLAND	456	40	* D PASSELL	9,850	40	J NEALE	24	(2)
41	T DINGLEY	87	41	T DINGLEY	455	41	* J LAMB	10,063	40	JJ HUGHES-DOWD	24	(4)
42	A TURNBULL (238)	86	42	J ROYTHORNE	432	42	* T DINGLEY	10,125	42	J LEVERS	22	(3)
43	R CROSSLAND	81	43	L BLACKER	400	43	* I BRENTNALL	10,325	42	R CROSSLAND	22	(2)
44	A STAMPER	76	44	R BLAKE	383	44	* M KNIGHTON	10,363	44	S MINNIS	21	(3)
45	S PANK	69	45	A TURNBULL (1,287)	382	45	* G WESTON	10,375	44	S PANK	21	(2)
45	J ROYTHORNE	69	46	A STAMPER	366	46	* D EDWARDS	10,438	44	T DINGLEY	21	(2)
47	S MINNIS	67	47	S PANK	364	47	* M ROGERS	10,463	47	J ROYTHORNE	20	(2)
48	R BLAKE	62	48	J LITHERLAND	362	48	* D LATHAM	10,613	48	C HENRY	19	(2)
48	J LITHERLAND	62	49	S MINNIS	356	49	* D HUGHES-DOWD	11,275	48	R LITHERLAND	19	(2)
50	J NEALE	60	50	J LEVERS	322	50	* S MINNIS	11,400	50	A FEARN	18	(2)

(Driver Ranking = Average Position in Qualifying, Final Position, Fastest Lap & Race Laps Over Last 20 club nights)

ADULT STATISTICS 1992-2024 - AFTER DHORC 697

Sheet 2 of 5 (Note: Highlighted Names are Current 2024 Members, CS = Best Consecutive Results)

MEETINGS (Junior & Adult) ATTENDED		RACES (Junior & Adult) COMPLETED		DRIVER RANKING		FINALS WON						
Pos	ADULT (1st Race)	No	Pos	ADULT	No	Pos	ADULT	No	CS			
51	M ROGERS	57	51	A FEARN (380)	319	51	* B JOHNSON	12.163	51	S LANDER	14	(2)
52	R LITHERLAND (21May13) (206)	56	52	J NEALE	318	52	* J HOLMES	12.350	51	S GRAY	14	
53	J LEVERS	53	53	M ROGERS	308	53	* A HOLLIDAY	12.463	53	T CHADWICK	13	(2)
54	G SCHULE	52	54	M MARTINEZ	289	54	* K ALCOCK	12.613	54	J HITCHCOCK	12	(2)
55	A FEARN	49	55	K LYE	263	55	* A FEARN	12.625	54	P FOXLEY	12	(2)
55	M MARTINEZ	49	56	G SCHULE	258	56	* M STURGESS	12.675	54	R LAWSON	12	
57	D OLIVER	45	57	C BULLOCK (639)	248	57	* N LAMBERT	12.950	57	T MEASHAM	11	
58	JJ HUGHES-DOWD (18Oct22) (86)	43	58	D BRENTNALL	225	58	* P FOXLEY	12.963	57	S SMITH	11	
59	D WALKER	42	58	T CHADWICK (999)	225	59	* H SMITH	13.138	57	H SMITH	11	
59	K LYE	42	60	D OLIVER	216	60	* J LAWSON	13.188	60	D WALKER	10	
59	D HUGHES-DOWD (18Oct22)	42	61	D WALKER	212	61	* G SCHULE	13.238	60	D PASSELL	10	(2)
62	D BRENTNALL	41	62	A DAVIES	211	62	* J TETLEY	13.313	60	L EDWARDS	10	
63	A THOMPSON	39	63	R LITHERLAND (1,126)	209	63	* A WOODHOUSE	13.350	63	S DUNN	9	(2)
64	M KNIGHTON	36	64	T MEASHAM (758)	208	64	* A STEVENSON	13.538	63	K LYE	9	
64	T CHADWICK (183)	36	65	M KNIGHTON	206	65	* S GRAY	13.575	63	D HUGHES-DOWD	9	
64	C BULLOCK (102)	36	66	J CHELL	202	66	* C HENRY	13.763	66	G LAMBERT	8	(4)
67	S DUNN	35	67	D PASSELL	191	67	* D GREEN	13.850	66	J LITHERLAND	8	
68	D PASSELL	34	68	S DUNN	183	68	* R LAWSON	13.900	66	C COOPER	8	
68	A DAVIES	34	69	A THOMPSON	179	69	* S SMITH	13.950	69	R CHADWICK	7	(2)
68	A WOODHOUSE (09Aug22)	34	70	P FOXLEY	172	70	* J LITHERLAND	14.125	69	A DAVIES	7	
71	T MEASHAM (126)	33	71	G LAMBERT	168	71	* A STAMPER	14.300	69	D LATHAM	7	
71	A STEVENSON (18Oct22)	33	72	M STURGESS	163	72	* R MASTERS	14.325	69	J LAWSON	7	
73	G LAMBERT	32	73	S SUMNER	157	73	* M HOLLAND	14.375	73	M JUBB	6	
73	P FOXLEY	32	74	D HUGHES-DOWD	151	74	* N CHATTLE	14.488	73	A STAMPER	6	
75	J CHELL	30	75	B BRUCE	148	75	* B BRUCE	14.563	73	C BULLOCK	6	
76	M STURGESS	29	76	R CHADWICK	146	76	* M DUTSON	14.600	73	K PAYNE	6	
77	R HITCHCOCK	27	77	J TETLEY	143	77	* L EDWARDS	14.800	73	J TETLEY	6	(2)
77	R CHADWICK	27	78	K PAYNE	140	78	* C BULLOCK	15.138	73	T BALDOCK	6	
77	D LATHAM (21Feb23)	27	79	R HITCHCOCK	138	79	* D OLIVER	15.688	79	C SCHOFIELD	5	(2)
80	S SUMNER	26	80	M HOLLAND	129	80	* S DUNN	15.963	79	AJ McPEAKE	5	(2)
80	M DUTSON (15Mar22)	26	81	J HITCHCOCK	127	81	* A THOMPSON	16.063	79	I HOLLAND	5	
82	B BRUCE	25	82	C SCHOFIELD	124	82	* G LAMBERT	16.175	79	M TANSLEY	5	
83	C STANNARD	24	83	I HOLLAND	120	83	* S SUMNER	16.425	79	D OLIVER	5	
83	H SMITH (137)	24	83	D GREEN	120	84	* M MARTINEZ	16.763	79	D GREEN	5	
85	I HOLLAND	23	85	N CHATTLE	119	85	* J CHELL	17.138	79	J CHELL	5	
85	J HITCHCOCK	23	86	S LANDER	118	86	* C STANNARD	17.325	79	R JAMES	5	
85	C SCHOFIELD	23	86	C STANNARD	118	87	* R HITCHCOCK	18.063	87	S REVITT	4	(2)
85	D GREEN	23	88	A STEVENSON	117	88	* C SCHOFIELD	18.113	87	R HITCHCOCK	4	
85	M HOLLAND	23	89	A WOODHOUSE	113	89	* D WALKER	18.163	87	M KNIGHTON	4	
85	K PAYNE	23	90	T HAGUES	111	90	* P BARBER	18.938	87	M STURGESS	4	
91	J TETLEY	21	91	R JAMES	105	91	* J HITCHCOCK	21.388	87	M BLOOD	4	
92	N CHATTLE	20	92	D LATHAM	104	92	* R CHADWICK	22.013	92	S PATCHING	3	
92	J LAWSON (18Aug15) (100)	20	93	C CARRINGTON	100	93	* I HOLLAND	22.288	92	C NORRIS	3	
94	M JUBB	19	94	M JUBB	99	N/A	T BALDOCK	2.583	92	J HENRY	3	
95	C CARRINGTON	18	95	C BRADFORD	97	N/A	S REVITT	3.792	92	C CARRINGTON	3	
95	T HAGUES	18	96	P MELLOR	93	N/A	S LANDER	4.485	92	A HUGHES	3	
97	N MAFFIN	17	97	N MAFFIN	82	N/A	AJ McPEAKE	6.659	92	M HOLLAND	3	
97	S LANDER	17	97	M DUTSON	82	N/A	A HUGHES	6.792	92	C STANNARD	3	
97	P MELLOR	17	99	P COCKBILL	81	N/A	S WHITE	8.000	92	JT HUGHES-DOWD	3	
97	C BRADFORD	17	100	D LEVERTON	75	N/A	C SLATER	9.250	100	H VD HEUVEL	2	(2)

ADULT STATISTICS 1992-2024 - AFTER DHORC 697

Sheet 3 of 5 (Note: Highlighted Names are Current 2024 Members, CS = Best Consecutive Results)

MEETINGS (Junior & Adult) ATTENDED		RACES (Junior & Adult) COMPLETED		DRIVER RANKING		FINALS WON					
Pos	ADULT (1st Race)	No	Pos	ADULT	No	Pos	ADULT	No	CS		
97	C COOPER	17	101	M TANSLEY	73	N/A	L BOWLES	10.357	100	J KELLY	2
102	P COCKBILL	16	102	YAN SHEN	68	N/A	S SIDDANS	10.417	100	C SLATER	2 (2)
103	R JAMES	15	103	J KELLY	67	N/A	J KELLY	10.500	100	YAN SHEN	2
104	M TANSLEY	14	104	JJ HUGHES-DOWD (224)	64	N/A	J HENRY	11.000	100	I HALL	2
104	L BOWLES (92)	14	105	S REVITT	63	N/A	F HOLMES	11.194	100	S SUMNER	2
106	J KELLY	13	106	M WATTS (130)	61	N/A	C COOPER	11.500	100	B BRUCE	2
106	D LEVERTON	13	106	C COOPER	61	N/A	M BLOOD	11.639	100	C BRADFORD	2
108	S REVITT	12	108	J McDONALD (98)	60	N/A	JT HUGHES-DOWD	12.094	100	M MARTINEZ	2
108	P PURKIS	12	109	M BLOOD	58	N/A	C ATKINSON	12.125	100	L BOWLES	2
108	M WATTS (25)	12	109	W BLURTON	58	N/A	J MELLOR	12.650	100	A WOODHOUSE	2
108	T STACEY	12	109	F HOLMES (827)	58	N/A	A DOBBINS	12.925	111	R GILLARD	1
112	AJ McPEAKE (76)	11	112	I HALL	57	N/A	P WRIGHT	13.250	111	D ROYTHORNE	1
112	YAN SHEN	11	112	T STACEY	57	N/A	T STACEY	13.271	111	P COCKBILL	1
114	R GILLARD	10	114	T CASH	54	N/A	P ZIMMERMAN	13.500	111	J JOHNSON	1
114	A DOBBINS	10	115	N WRIGHT	52	N/A	M TANSLEY	13.500	111	G SCHULE	1
114	I HALL	10	116	AJ McPEAKE (376)	50	N/A	L COPLEY	13.500	111	M WATTS	1
114	J McDONALD (16)	10	116	T BALDOCK	50	N/A	N WRIGHT	13.596	111	B GEBAUERS	1
118	N WRIGHT	9	118	R GILLARD	49	N/A	M GRAHAM	13.875	111	G CLARK	1
118	M BLOOD	9	118	A DOBBINS	49	N/A	C WILKINSON	14.063	111	L COPLEY	1
118	T BALDOCK	9	118	D KENNING	49	N/A	C CARRINGTON	14.111	111	A DOBBINS	1
118	T CASH	9	121	P PURKIS	47	N/A	K JEFFRIES	14.688	111	C WILKINSON	1
118	F HOLMES (139)	9	122	A LEE	46	N/A	Da BUCKLEY	14.844	111	R HILL	1
123	C NORRIS	8	122	Z MIDDLETON	46	N/A	S ALLDREAD	14.917	111	N CHATTLE	1
123	Da BUCKLEY	8	124	Da BUCKLEY	43	N/A	B COOK	15.000	111	C ATKINSON	1
123	W BLURTON	8	125	A HUGHES (414)	42	N/A	J FLETCHER	15.125	111	A THOMPSON	1
123	D KENNING	8	125	H SMITH (637)	42	N/A	W BLURTON	15.438	111	A LEE	1
123	JT HUGHES-DOWD (20Feb24) (16)	8	127	P WRIGHT	40	N/A	R HEATON	15.500	111	D LLOYD	1
123	M GRAHAM (20Feb24)	8	128	G CLARK	39	N/A	R GILLARD	15.575	111	Z MIDDLETON	1
129	S PATCHING	7	129	S PATCHING	38	N/A	R JAMES	15.617	111	T STACEY	1
129	G CLARK	7	129	C NORRIS	38	N/A	G CLARK	15.750	111	F HOLMES	1
129	J HENRY (134)	7	131	J HENRY (695)	37	N/A	L HENDERSON	15.750	111	J McDONALD	1
129	R HILL	7	132	C WILKINSON	35	N/A	A LEE	15.833			
129	L ELMORE	7	132	YUAN ZHI	35	N/A	D LEVERTON	15.846			
134	D HARROP	6	132	L ELMORE	35	N/A	R SPENCER	15.850			
134	D HART	6	132	J LAWSON (438)	35	N/A	YUAN ZHI	15.875			
134	P WRIGHT	6	136	D BUCKLEY	33	N/A	R HILL	16.071			
134	C WILKINSON	6	137	R HILL	32	N/A	S KERR	16.083			
134	A HUGHES (67)	6	138	D HART	30	N/A	P COCKBILL	16.156			
134	Ch HOLLAND	6	138	D HARROP	30	N/A	D LLOYD	16.167			
134	D BUCKLEY	6	138	Ch HOLLAND	30	N/A	S PATCHING	16.179			
134	YUAN ZHI	6	141	St BOWMAN	29	N/A	Z MIDDLETON	16.250			
134	A LEE	6	141	C BLURTON	29	N/A	J McDONALD	16.375			
134	Z MIDDLETON	6	143	R SPENCER	28	N/A	D KENNING	16.469			
134	S KERR	6	143	M GRAHAM	28	N/A	L HAYMES	16.500			
145	R SPENCER	5	145	C ATKINSON	27	N/A	M WATTS	16.625			
145	J MELLOR (87)	5	146	K JEFFRIES	26	N/A	C NORRIS	16.714			
145	C BLURTON	5	147	L COPLEY	25	N/A	T CASH	16.889			
148	B GEBAUERS	4	147	D LLOYD	25	N/A	G HADDON	17.000			
148	C ROBINSON	4	149	S SIDDONS	23	N/A	D HARROP	17.500			
148	S HENDRY	4	150	S KERR	22	N/A	St BOWMAN	17.500			

JUNIOR STATISTICS 1992-2024 - AFTER DHORC 697

Sheet 1 of 4 (Note: Highlighted Names are Current 2024 Members, CS = Best Consecutive Results)

MEETINGS ATTENDED		RACES COMPLETED		DRIVER RANKING		FINALS WON	
Pos	JUNIOR (1st Race)	Pos	JUNIOR	Pos	JUNIOR	Pos	JUNIOR
1	A TURNBULL	1	R LITHERLAND	1	* L SMITH	1	R LITHERLAND
1	R LITHERLAND	2	A TURNBULL	2	* A HUGHES	2	J HENRY
3	T CHADWICK	3	L TURNBULL	3	* AJ McPEAKE	3	A HALL
4	L TURNBULL	4	T CHADWICK	4	* J MELLOR	3	A TURNBULL
5	F HOLMES	5	F HOLMES	4	* JJ HUGHES-DOWD	5	T CHADWICK
6	G REYES-ENGLAND	6	G REYES-ENGLAND	6	* J HENRY	6	J SISMEY
7	J HENRY	7	J HENRY	7	* A HALL	7	L BOWLES
8	J SISMEY	8	J SISMEY	8	* R LITHERLAND	8	H SMITH
9	H SMITH	9	Z ROYTHORNE	9	* L BOWLES	9	J MELLOR
10	R REES	10	H SMITH	10	* T MEASHAM	10	L SMITH
11	Z ROYTHORNE	11	T MEASHAM	11	* A TURNBULL	11	P CONNALLY
12	P CONNALLY	12	L BROOKS	12	* T CHADWICK	12	M MINNIS
13	C BRENTNALL	13	B ROYTHORNE	13	* J SISMEY	12	A HUGHES
14	T MEASHAM	14	P CONNALLY	14	* M MINNIS	14	AJ McPEAKE
15	B ROYTHORNE	15	A HALL	15	* J PATEMAN	14	C BRENTNALL
16	L BROOKS	16	C BRENTNALL	16	* P CONNALLY	14	J PATEMAN
17	J MELLOR	17	J MELLOR	17	* C BRENTNALL	14	G REYES-ENGLAND
18	A HALL	18	R REES	18	* C BULLOCK	18	C BOWLES
18	J LAWSON (18Aug15)	19	J PATEMAN	19	* C BOWLES	18	L TURNBULL
20	C BOWLES	20	J LAWSON	20	* K ASHWORTH	18	F HOLMES
20	L BOWLES	21	C BOWLES	21	* J WOODHOUSE	21	B ROYTHORNE
22	T PANK	22	C BULLOCK	22	* N GULL	21	Z ROYTHORNE
23	J PATEMAN	23	K LEVERS	23	* T PANK	23	R REES
24	M MINNIS	24	T PANK	24	* J LAWSON	23	JJ HUGHES-DOWD
25	C BULLOCK	25	A HUGHES	25	* H SMITH	25	J STEVENSON
25	K LEVERS	25	Ca HOLLAND	26	* Z ROYTHORNE	25	T MEASHAM
27	AJ McPEAKE	27	J MARTINEZ	27	* K LEVERS	27	J LAWSON
28	A HUGHES	28	L BOWLES	28	* K ALI	28	L BROOKS
28	Ca HOLLAND	29	L SMITH	29	* L TURNBULL	29	T PANK
30	J MARTINEZ	29	M LITHERLAND	30	* B ROYTHORNE	30	K LEVERS
31	L SMITH	31	M MINNIS	31	* P WALKER	31	D BARKER
32	J STEVENSON	32	AJ McPEAKE	32	* J THOMPSON	31	M LITHERLAND
33	M LITHERLAND	33	B BROOKS	33	* J LISTER	33	J MARTINEZ
34	D BARKER	34	D PAUL	34	* T GREEN	34	C DAVENPORT
34	B BROOKS	35	L CHADWICK	35	* P MARTIN	34	K ALI
36	D PAUL	36	J STEVENSON	35	* R COOK	34	D PAUL
37	S SCHULE	37	D BARKER	37	* C DAVENPORT	37	M McNULTY
37	L CHADWICK	38	P MARTIN	38	* S SLATER	37	P MARTIN
37	JJ HUGHES-DOWD (18Oct22)	39	S BOWMAN	39	* K SCHOFIELD	37	S BOWMAN
40	P WALKER	40	P WALKER	40	* K COOK	40	G HADDON
41	P MARTIN	41	S SCHULE	41	* F HOLMES	40	T GREEN
42	J LISTER	41	J LISTER	41	* T STEVENSON	40	N GULL
42	S BOWMAN	43	J HAGUES	43	* G HADDON	40	M BRADLEY
44	J HAGUES	38	R COOK	44	* E HENRY	40	J THOMPSON
45	T STEVENSON (19Oct22)	35	M BRADLEY	45	* G REYES-ENGLAND	45	K SCHOFIELD
46	J WOODHOUSE (09Aug22)	34	D JACKSON	46	* A OXSPRING	45	L CHADWICK
47	K ALI	30	I BRADLEY	47	* R REES	45	C BULLOCK
48	M McNULTY	29	K ALI	48	* M BRADLEY	45	B BROOKS
48	J BULLOCK	29	E JACKSON	49	* D BARKER	45	Ca HOLLAND
48	R COOK	29	N BRADFORD	50	* J STEVENSON	45	H TAYLOR

(Driver Ranking = Average Position In Qualifying, Final Position, Fastest Lap & Race Laps Over Last 20 club nights)

JUNIOR STATISTICS 1992-2024 - AFTER DHORC 697

Sheet 2 of 4 (Note: Highlighted Names are Current 2024 Members, CS = Best Consecutive Results)

MEETINGS ATTENDED		RACES COMPLETED		DRIVER RANKING		FINALS WON					
Pos	JUNIOR (1st Race)	No	Pos	JUNIOR	No	Pos	JUNIOR	No	CS		
48	A OXSPRING	29	51	A BRADFORD	169	51	* R HUGHES	5.275	51	R LEY	7
48	I BRADLEY	29	52	M SEO	163	52	* E WOODHOUSE	5.488	51	A CHATTLE	7
48	M BRADLEY	29	52	K COOK	163	53	* J ELMORE	5.600	51	A BRADFORD	7
48	D JACKSON	29	52	A OXSPRING	163	53	* J MARTINEZ	5.600	54	S SLATER	6 (2)
55	C DAVENPORT	28	52	S ROYTHORNE	163	55	* M SEO	5.675	54	P WALKER	6 (2)
55	E HENRY	28	56	J J HUGHES-DOWD	160	56	* A CHATTLE	5.863	54	G CONNALLY	6
55	E JACKSON	28	57	N GULL	156	57	* L CHADWICK	6.025	54	E HENRY	6
58	K SCHOFIELD	27	58	M McNULTY	154	58	* J WATSON	6.063	54	R COOK	6
59	N GULL	26	58	J PERRY	154	59	* M LITHERLAND	6.250	54	E JACKSON	6
59	N BRADFORD	26	60	R HUGHES	151	60	* M McNULTY	6.288	54	D JACKSON	6 (2)
61	G HADDON	25	61	J BULLOCK	150	61	* J BULLOCK	6.300	54	T JAMES	6 (2)
61	A BRADFORD	25	62	C DAVENPORT	149	62	* B BROOKS	6.488	54	J HAGUES	6 (2)
61	S ROYTHORNE	25	63	K SCHOFIELD	144	63	* D PAUL	6.550	54	T STEVENSON	6
64	K COOK	24	64	E HENRY	143	64	* D JACKSON	7.088	54	J WOODHOUSE	6
64	J PERRY	24	65	G HADDON	138	65	* H TAYLOR	7.513	65	L HAWLEY	5
64	J THOMPSON	24	66	A CHATTLE	136	66	* S SCHULE	7.825	65	J BULLOCK	5
67	A CHATTLE	23	67	L STOTT-ZAFIROPOULOS	135	67	* S BOWMAN	8.050	65	A HARTLEY	5 (2)
67	L STOTT-ZAFIROPOULOS	23	68	H TAYLOR	134	68	* E STOTT-ZAFIROPOULOS	8.063	65	B CARRINGTON	5
67	J ELMORE	23	69	K ASHWORTH	132	69	* S MAFFIN	8.275	65	K ASHWORTH	5
70	J WATSON	22	69	J ELMORE	132	70	* L BROOKS	8.475	65	M WARREN	5
70	R MAFFIN	22	71	T JAMES	131	71	* S MARTINEZ	8.600	65	K COOK	5
70	T GREEN	22	72	E STOTT-ZAFIROPOULOS	130	72	* T SHARP	8.663	65	N BRADFORD	5
70	R HUGHES	22	73	T STEVENSON	129	73	* L STOTT-ZAFIROPOULOS	8.900	65	I PAUL	5 (2)
70	E STOTT-ZAFIROPOULOS	22	74	B RILEY	124	74	* Ca HOLLAND	8.913	74	A REES	4
75	K ASHWORTH	21	75	J WOODHOUSE	120	75	* R MAFFIN	8.988	74	J WATSON	4
75	H TAYLOR	21	76	T GREEN	119	76	* N BRADFORD	9.550	74	T SHARP	4
75	S MARTINEZ	21	77	S MARTINEZ	117	77	* I BRADLEY	9.688	74	M WATTS	4
75	E WOODHOUSE (31Jan23)	21	78	J WATSON	113	78	* J HAGUES	9.800	74	J LISTER	4
79	S SLATER	20	79	R MAFFIN	109	79	* S ROYTHORNE	10.000	74	B JEFFRIES	4
79	T SHARP	20	80	S SLATER	108	80	* A BRADFORD	10.775	74	E STOTT-ZAFIROPOULOS	4
79	S MAFFIN	20	80	B CARRINGTON	108	81	* T JAMES	10.863	74	L STOTT-ZAFIROPOULOS	4
79	T JAMES	20	82	T SHARP	103	82	* E JACKSON	12.500	74	J ELMORE	4
83	B RILEY	19	82	J GRATTON	103	83	* J PERRY	13.813	74	S ROYTHORNE	4
83	E DOYLE	19	94	S MAFFIN	99	N/A	L CAPEWELL	2.438	74	E DOYLE	4
85	B CARRINGTON	18	85	M WARREN	98	N/A	S GILLARD	2.725	74	JT HUGHES-DOWD	4
86	R LEY	17	86	F McCANDLESS	96	N/A	M WARREN	2.817	86	A PANK	3
86	G CONNALLY	17	87	R LEY	92	N/A	JT HUGHES-DOWD	2.875	86	C CLARK	3
86	J GRATTON	17	87	J THOMPSON	92	N/A	A WATHEY	3.545	86	R HUGHES	3
89	A HARTLEY	15	89	G CONNALLY	91	N/A	K JACKSON	3.563	86	J PERRY	3
89	J MOSEDALE	15	90	A HARTLEY	83	N/A	T REES	3.667	86	J BLURTON	3
89	M WARREN	15	91	A WATHEY	72	N/A	S TAGUE	3.813	91	C WOODCOCK	2
92	C KAVANAGH	13	91	J MOSEDALE	72	N/A	A FEARN	3.850	91	Mat McNULTY	2
92	M WATTS	13	91	B JEFFRIES	72	N/A	E DOYLE	3.895	91	J MOSEDALE	2
94	J DOBBINS	12	91	E WOODHOUSE	72	N/A	N ZIMMERMANN	3.909	91	D SPENCER	2
94	F McCANDLESS	12	95	M WATTS	69	N/A	R LEY	4.103	91	N ZIMMERMANN	2
96	A PANK	11	96	I PAUL	68	N/A	C CLARK	4.179	91	A OXSPRING	2
96	A WATHEY	11	97	C KAVANAGH	65	N/A	J GRAHAM	4.188	91	L BLAKE	2
96	N McDONALD	11	97	E DOYLE	65	N/A	D SPENCER	4.375	91	D JEFFRIES	2 (2)
99	S GILLARD	10	99	D JEFFRIES	62	N/A	N BLACK	4.375	91	J GRATTON	2
99	A FEARN	10	100	A FEARN	61	N/A	M BUCKLEY	4.417	91	F McCANDLESS	2

JUNIOR STATISTICS 1992-2024 - AFTER DHORC 697

Sheet 3 of 4 (Note: Highlighted Names are Current 2024 Members, CS = Best Consecutive Results)

MEETINGS ATTENDED		RACES COMPLETED		DRIVER RANKING		FINALS WON					
Pos	JUNIOR (1st Race)	No	Pos	JUNIOR	No	Pos	JUNIOR	No	CS		
99	I MATTHEWS	10	100	I MATTHEWS	61	N/A	M WESTON	4.438	91	I BRADLEY	2
102	L HAWLEY	9	102	J DOBBINS	60	N/A	T KERR	4.458	91	E PAUL	2 (2)
102	D NEALE	9	103	A PANK	58	N/A	L BLAKE	4.500	91	B RILEY	2
102	C WOODCOCK	9	104	N McDONALD	57	N/A	M YEOMANS	4.563	91	J McDONALD	2
102	Mat McNULTY	9	105	J BLURTON	56	N/A	I MATTHEWS	5.075	91	T KERR	2
102	B JEFFRIES	9	106	Ca BLURTON	55	N/A	J DOBBINS	5.083	91	J GRAHAM	2
102	D JEFFRIES	9	107	E PAUL	54	N/A	N McDONALD	5.114	107	S GILLARD	1
102	I PAUL	9	108	N ZIMMERMANN	51	N/A	A HARTLEY	5.212	107	C KAVANAGH	1
102	E PAUL	9	109	S GILLARD	50	N/A	B REES	5.350	107	D NEALE	1
110	M SEO	8	109	L HAWLEY	50	N/A	J MOSEDALE	5.462	107	A MILNER	1
110	TI REES	8	111	S LIVESEY	49	N/A	M WILLIS	5.750	107	T REES	1
110	C BARTLETT	8	112	C BARTLETT	48	N/A	B CARRINGTON	5.847	107	R MAFFIN	1
110	Ca BLURTON	8	113	Mat McNULTY	47	N/A	J McDONALD	6.458	107	T ALLDREAD	1
110	J BLURTON	8	114	C WOODCOCK	46	N/A	B JEFFRIES	6.472	107	M HART	1
110	JT HUGHES-DOWD (20Feb24)	8	115	D NEALE	44	N/A	L BELL	6.550	107	S MAFFIN	1
110	J GRAHAM (20Feb24)	8	116	C CLARK	41	N/A	D GEBAUERS	6.750	107	D GEBAUERS	1
117	A MILNER	7	117	TI REES	40	N/A	D NEALE	7.083	107	L BELL	1
117	A REES	7	118	A REES	38	N/A	L HAWLEY	7.083	107	M SEO	1
117	C CLARK	7	118	J McDONALD	38	N/A	D JEFFRIES	7.111	107	A FEARN	1
117	N ZIMMERMANN	7	120	A MILNER	36	N/A	Mat McNULTY	7.167	107	I MATTHEWS	1
117	M BUCKLEY	7	121	B REES	35	N/A	C BARTLETT	7.344	107	M WILLIS	1
122	M HART	6	122	M BUCKLEY	33	N/A	J GRATTON	7.426	107	B REES	1
122	S LIVESEY	6	123	M HART	31	N/A	M WATTS	7.519	107	S TAGUE	1
122	SM BLURTON	6	123	A PARKIN	31	N/A	C WOODCOCK	8.056	107	L CAPEWELL	1
122	J McDONALD	6	123	SM BLURTON	31	N/A	R FREEMAN	8.417	107	M BUCKLEY	1
122	T KERR	6	126	L PARKIN	30	N/A	H MOHAMMED	8.500	107	S LIVESEY	1
127	L BELL	5	126	JT HUGHES-DOWD	30	N/A	G CONNALLY	8.588	107	L PARKIN	1
127	B REES	5	126	J GRAHAM	30	N/A	B RILEY	8.697	107	A PARKIN	1
127	L BLAKE	5	129	K JACKSON	29	N/A	A STOTT	8.750	107	R FREEMAN	1
127	A PARKIN	5	129	M WESTON	29	N/A	A MILNER	8.786	107	S MARTINEZ	1
127	L PARKIN	5	129	R FREEMAN	29	N/A	M HART	9.417	107	E DOYLE	1
132	D SPENCER	4	132	L BELL	26	N/A	Ca BLURTON	9.594			
132	M YEOMANS	4	132	M YEOMANS	26	N/A	J BLURTON	9.781			
132	M WILLIS	4	134	S TAGUE	24	N/A	A PANK	10.114			
132	S TAGUE	4	134	T KERR	24	N/A	T ALLDREAD	10.167			
132	K JACKSON	4	136	D SPENCER	23	N/A	E GIBBS	10.417			
132	L CAPEWELL	4	137	M WILLIS	20	N/A	F McCANDLESS	10.558			
132	M WESTON	4	137	L CAPEWELL	20	N/A	C KAVANAGH	10.692			
139	T REES	3	139	T REES	16	N/A	TI REES	10.719			
139	D ALLDREAD	3	139	T ALLDREAD	16	N/A	D ALLDREAD	10.750			
139	T ALLDREAD	3	139	D GEBAUERS	16	N/A	A REES	10.786			
139	D GEBAUERS	3	142	D ALLDREAD	15	N/A	SM BLURTON	10.833			
139	E GIBBS	3	142	E GIBBS	15	N/A	A PARKIN	11.300			
139	R FREEMAN	3	144	H MOHAMMED	14	N/A	E PAUL	11.806			
145	N BLACK	2	145	L BLAKE	13	N/A	L PARKIN	12.900			
146	H MOHAMMED	1	146	N BLACK	10	N/A	S LIVESEY	13.083			
146	A STOTT	1	147	A STOTT	5	N/A	I PAUL	13.667			

Outright Track Record Holders After DHORC 697

Adults

Pos	Name	Qualifying	F1	GC	F1	GC	Total
			Fastest Laps	Fastest Laps	Race Laps	Race Laps	
1	L Pateman	35	45	60	29	49	218
2	S Goodlip	26	41	10	32	18	127
3	A Smith	39	10	34	12	30	125
4	N Sismey	16	7	12	16	16	67
5	J Sismey	15	7	8	13	12	55
6	M Chadwick	12			8	9	29
7	P Rees	3	5		12	3	23
8	W Lander	8	5	3	6		22
9	A McPeake	4	3	5	7		19
10	J Tague	4	3	2	2	5	16
11	J Lymer	4	2	1	2	1	10
12	T Baldock	3	1	1	1	2	8
13	D Garbett	1	1	1	3	1	7
14	A Turnbull	1	2		3		6
14	L Smith	2	1	3			6
16	C Roythorne		2	2		1	5
16	JJ Hughes-Dowd	1	1		3		5
18	J Neale				2	1	3
18	S Anand	1			1	1	3
18	T Chadwick		1		2		3
18	J Lamb	1		1	1		3
22	M Allsopp				2		2
22	S Lander			1	1		2
22	C Bowles	1	1				2
25	G Peach		1				1
25	D McPeake		1				1
25	J Roythorne				1		1
25	S Smith				1		1
25	R Litherland	1					1
25	S Pank				1		1
Total		178	140	144	161	149	772

Note: Some Records Can Be Held By More Than One Member - Highlighted Names 2024 Members

Outright Track Record Holders After DHORC 697

Juniors

Pos	Name	Qualifying	F1	GC	F1	GC	Total
			Fastest Laps	Fastest Laps	Race Laps	Race Laps	
1	A Turnbull	31	21	16	33	17	118
2	R Litherland	24	21	26	13	28	112
3	J Sismey	15	15	12	11	17	70
4	A Hall	12	8	6	13	11	50
5	T Chadwick	7	6	10	7	19	49
6	JJ Hughes-Dowd	16	8	4	10	3	41
7	AJ McPeake	10	9	4	9	4	36
8	L Bowles	12	3	5	4	8	32
9	T Measham	6	4	1	13	3	27
9	J Henry	2	9	5	9	2	27
11	J Mellor	10	4	4	2	4	24
11	H Smith	7	5	5	3	4	24
13	M Minnis	6	2	4	2	5	19
14	Z Roythorne	2	2	6		8	18
15	J Pateman	4	4	5	1	3	17
16	B Roythorne	1	1	6		2	10
17	F Holmes	1	3	2	3		9
17	C Brentnall		2	3		4	9
19	A Hughes	2	1	5			8
19	L Smith		4		4		8
21	J Lawson		1	2	2	2	7
22	T Pank		1	3	2		6
22	C Bowles	2	1		1	2	6
22	J Woodhouse	2	1	1	2		6
25	E Woodhouse	2	1	2			5
26	P Connally		1	3			4
26	R Rees	1	1	1		1	4
26	K Ashworth	1	1	1		1	4
26	L Turnbull	1	1		2		4
26	JT Hughes-Dowd	2		1		1	4
31	K Levers		1		1	1	3
32	P Martin		1		1		2
32	N Gull		1		1		2
34	Ca Holland			1			1
34	E Henry		1				1
34	C Clark					1	1
34	K Ali				1		1
34	B Brooks				1		1
34	J Elmore		1				1
34	S Roythorne			1			1
34	A Hartley			1			1
Total		179	146	146	151	151	773

Note: Some Records Can Be Held By More Than One Member - Highlighted Names 2024 Members

DHORC Statistics 2024

Poles		Adult				Junior				Poles	
Records		Name	Total	2024	Name	Total	2024	Records			
All Time		L Pateman	130	1	JJ Hughes-Dowd	20	10	All Time			
L Pateman	130	S Goodlip	97	3	J Lawson	10		R Litherland	61		
Season		N Sismey	86		J Woodhouse	3	1	Season			
S Goodlip	17	A Smith	68	8	E Woodhouse	2		L Smith	21		
		P Rees	19		JT Hughes-Dowd	2	2				
		L Smith	6								
		G Peach	2								
		A Turnbull	2								
		C Bowles	2								
		R Litherland	1	1							
		JJ Hughes-Dowd	1	1							
Race Wins		Adult				Junior				Race Wins	
Records		Name	Total	2024	Name	Total	2024	Records			
All Time		L Pateman	122		JJ Hughes-Dowd	21	11	All Time			
L Pateman	122	S Goodlip	93	3	J Lawson	10		A Hall	49		
Season		N Sismey	86		J Woodhouse	3		Season			
W Lander	16	A Smith	60	7	JT Hughes-Dowd	2	2	L Smith	20		
		P Rees	30	1				A Hall	20		
		A Turnbull	4								
		L Smith	4								
		G Peach	3								
		R Litherland	2								
		JJ Hughes-Dowd	2	2							
		S Smith	1								
		C Bowles	1								
Fast Laps		Adult				Junior				Fast Laps	
Records		Name	Total	2024	Name	Total	2024	Records			
All Time		L Pateman	287	1	JJ Hughes-Dowd	18	12	All Time			
L Pateman	287	A Smith	68	8	J Lawson	11		J Sismey	59		
Season		S Goodlip	65	2	E Woodhouse	3		Season			
L Pateman	19	N Sismey	51		J Woodhouse	2		L Smith	21		
A Smith	19	P Rees	14	2	JT Hughes-Dowd	1	1				
		L Smith	7								
		C Bowles	4								
		G Peach	3								
		A Turnbull	2								
		JJ Hughes-Dowd	1								
		B Johnson	1								
Race Laps		Adult				Junior				Race Laps	
Records		Name	Total	2024	Name	Total	2024	Records			
All Time		L Pateman	191	1	JJ Hughes-Dowd	19	11	All Time			
L Pateman	191	N Sismey	91		J Lawson	10	1	R Litherland	63		
Season		S Goodlip	75	1	J Woodhouse	4		Season			
W Lander	16	A Smith	74	8	JT Hughes-Dowd	1	1	A Hall	22		
		P Rees	25	2							
		L Smith	10								
		JJ Hughes-Dowd	3	2							
		G Peach	2								
		A Turnbull	2								
		C Bowles	2								
		S Smith	1								

Current Members Best Ever Position Records after DHORC 697

Qualifying				Final Position				Fastest Laps				Race Laps						
Pos	Adult	DHORC	Gap	Pos	Adult	DHORC	Gap	Pos	Adult	DHORC	Gap	Pos	Adult	DHORC	Gap	Date		
1	A Smith	697	0	1	A Smith	697	0	1	A Smith	697	0	1	A Smith	697	0	04-Jun-24		
1	J Goodlip	696	1	1	JJ Hughes-Dowd	696	1	1	L Pateman	696	1	1	JJ Hughes-Dowd	696	1	04-Jun-24		
1	J Hughes-Dowd	696	1	1	P Rees	694	3	1	P Rees	694	3	1	P Rees	694	3	14-May-24		
1	L Pateman	692	5	1	S Goodlip	692	5	1	S Goodlip	692	5	1	S Goodlip	692	5	30-Apr-24		
1	R Litherland	685	12	1	L Pateman	683	14	1	N Sismey	672	25	1	L Pateman	689	8	12-Mar-24		
1	N Sismey	672	25	1	C Bowles	681	16	1	C Bowles	669	28	1	N Sismey	673	24	25-Jul-23		
1	A Turnbull	671	26	1	A Turnbull	675	22	1	A Turnbull	625	72	1	S Smith	671	26	25-Jul-23		
1	P Rees	661	36	1	N Sismey	673	24	1	L Smith	591	106	1	C Bowles	653	44	08-Nov-22		
1	C Bowles	647	50	1	S Smith	671	26	1	G Peach	565	132	1	A Turnbull	635	62	22-Feb-22		
1	L Smith	591	106	1	R Litherland	652	45	1	B Johnson	132	565	1	L Smith	579	118	04-Sep-18		
1	G Peach	565	132	1	L Smith	566	131	2	R Litherland	624	73	2	G Peach	565	132	24-Feb-18		
2	A Woodhouse	674	23	1	G Peach	537	160	3	D Hughes-Dowd	694	3	2	R Litherland	624	73	28-Sep-21		
4	D Hughes-Dowd	671	26	3	L Blacker	673	24	3	L Blacker	691	6	3	L Blacker	674	23	25-Jul-23		
4	D Turnbull	658	39	3	A Woodhouse	672	25	4	S Smith	671	26	3	A Woodhouse	672	25	25-Jul-23		
4	L Blacker	650	47	3	D Turnbull	527	170	4	D Turnbull	564	133	4	S Gray	672	25	25-Jul-23		
5	S Smith	671	26	4	S Gray	672	25	5	JT Hughes-Dowd	695	2	5	D Latham	672	25	25-Jul-23		
5	S Gray	627	70	5	D Latham	672	25	5	A Woodhouse	674	23	5	D Turnbull	596	101	09-Apr-19		
5	B Johnson	242	455	6	R Lawson	530	167	6	D Latham	671	26	6	JT Hughes-Dowd	691	6	09-Apr-24		
6	JT Hughes-Dowd	691	6	6	B Johnson	236	461	6	JJ Hughes-Dowd	670	27	6	R Lawson	530	167	18-Oct-16		
6	D Latham	674	23	7	D Hughes-Dowd	691	6	6	H Smith	658	39	6	B Johnson	132	565	18-Nov-99		
7	H Smith	672	25	7	J Lawson	650	47	6	J Lawson	650	47	7	D Hughes-Dowd	691	6	09-Apr-24		
7	M Dutson	649	48	8	H Smith	657	40	6	S Gray	635	62	8	H Smith	657	40	13-Dec-22		
7	R Lawson	629	68	8	M Dutson	649	48	7	M Dutson	672	25	8	J Lawson	650	47	27-Sep-22		
8	M Graham	690	7	10	JT Hughes-Dowd	690	7	8	R Lawson	530	167	8	M Dutson	647	50	09-Aug-22		
8	J Lawson	650	47	13	M Graham	696	1	10	A Stevenson	677	20	12	Sep-23	9	M Graham	696	1	04-Jun-24
9	A Stevenson	690	7	13	A Stevenson	679	18	11	M Graham	696	1	10	A Stevenson	667	30	23-May-23		
1	JJ Hughes-Dowd	697	0	1	JJ Hughes-Dowd	697	0	1	JJ Hughes-Dowd	697	0	1	JJ Hughes-Dowd	697	0	04-Jun-24		
1	JT Hughes-Dowd	695	2	1	JT Hughes-Dowd	695	2	1	JT Hughes-Dowd	695	2	1	JT Hughes-Dowd	695	2	14-May-24		
1	J Woodhouse	685	12	1	J Woodhouse	673	24	1	J Woodhouse	684	13	1	J Lawson	691	6	09-Apr-24		
1	E Woodhouse	674	23	1	J Lawson	656	41	1	J Lawson	678	19	1	J Woodhouse	673	24	25-Jul-23		
1	J Lawson	656	41	2	J Graham	697	0	1	E Woodhouse	674	23	1	T Stevenson	670	27	18-Jul-23		
2	J Graham	696	1	2	T Stevenson	653	44	2	J Graham	696	1	2	J Graham	696	1	04-Jun-24		
3	T Stevenson	661	36	4	E Woodhouse	671	26	3	T Stevenson	665	12	3	E Woodhouse	663	34	14-Mar-23		

Distance Covered In DHORC Club Championship 2024							
Pos	Competitor	Class	Laps	Feet	Feet / Race	Miles	Races
1	A Smith	A	1,193.2	126,799	2,757	24.0	46
2	P Rees	A	1,079.7	114,427	2,384	21.7	48
3	N Sismey	A	1,064.8	113,674	2,471	21.5	46
4	L Blacker	A	1,007.4	103,245	2,294	19.6	45
5	JJ Hughes-Dowd	J	959.1	101,645	2,210	19.3	46
6	S Gray	A	853.8	90,643	1,929	17.2	47
7	S Goodlip	A	778.5	89,791	2,565	17.0	35
8	L Pateman	A	691.3	83,364	2,452	15.8	34
9	A Woodhouse	A	772.8	81,629	2,093	15.5	39
10	D Hughes-Dowd	A	791.6	81,243	1,934	15.4	42
11	D Turnbull	A	712.2	81,048	2,190	15.4	37
12	J Woodhouse	J	757.1	79,196	1,980	15.0	40
13	R Litherland	A	727.0	75,957	2,532	14.4	30
14	D Latham	A	676.5	74,383	2,125	14.1	35
15	G Peach	A	586.7	69,055	2,466	13.1	28
16	A Stevenson	A	627.4	68,037	2,001	12.9	34
17	T Stevenson	J	547.8	60,075	1,716	11.4	35
18	B Johnson	A	514.5	56,317	2,011	10.7	28
19	JT Hughes-Dowd	J	573.0	55,323	1,844	10.5	30
20	C Bowles	A	450.0	55,061	2,294	10.4	24
21	JJ Hughes-Dowd	A	522.4	54,720	2,280	10.4	24
22	M Graham	A	566.5	52,469	1,874	9.9	28
23	R Lawson	A	537.3	49,678	2,070	9.4	24
24	J Graham	J	527.4	48,649	1,622	9.2	30
25	J Lawson	J	452.4	42,495	1,848	8.0	23
26	L Smith	A	232.1	27,931	2,328	5.3	12
27	JT Hughes-Dowd	A	225.3	22,999	2,091	4.4	11
28	M Dutson	A	158.7	19,120	1,912	3.6	10
29	E Woodhouse	J	179.5	17,132	1,428	3.2	12
30	A Turnbull	A	113.0	16,545	2,758	3.1	6
31	H Smith	A	102.3	14,979	2,140	2.8	7
32	J Lawson	A	154.1	13,932	1,990	2.6	7
33	S Smith	A	86.1	12,607	2,101	2.4	6
Pos	Competitor	Class	19,221.5	2,054,167.5	2,142.1	389.0	949.0

Next Circuit

Autodromo de Brasilia



Where Do We Race Next?

What Are The Records?

Who Has Been On The Podium?

Circuit History

The **Autódromo Internacional de Brasília** is a race track in the North Public Recreation Sector (SRPN) of Brasília, capital of Brazil. It is part of the Ayrton Senna Sports Complex and was opened in 1974 under the name Autódromo de Brasília. Since 1996, when Brazilian driver Nelson Piquet became a tenant of the site, it has been officially called Autódromo Internacional de Brasília Nelson Piquet.

The circuit has a mixed layout and clockwise. It has six turns to the left and six to the right. The length is 5,475.58 meters and the longest straight is 750 meters. At its inauguration, it hosted a non-championship Formula 1 race, the only time the category was in the city.

Round 1&2		Autodromo de Brasilia (Brazil)				Rounds 14&15	
Previous Results							
		Adults		1st	2nd	3rd	
DHORC 685 F1	09-Jan 2024	146' 5"	S Goodlip	R Litherland	JJ Hughes-Dowd		
DHORC 686 GC	09-Jan 2024	146' 5"	A Smith	A Turnbull	R Litherland		
DHORC 698 F1	25-Jun 2024	146' 5"					
DHORC 699 GC	25-Jun 2024	146' 5"					
		Juniors		1st	2nd	3rd	
DHORC 685 F1	09-Jan 2024	146' 5"	JJ Hughes-Dowd	J Woodhouse	T Stevenson		
DHORC 686 GC	09-Jan 2024	146' 5"	JJ Hughes-Dowd	J Woodhouse	T Stevenson		
DHORC 698 F1	25-Jun 2024	146' 5"					
DHORC 699 GC	25-Jun 2024	146' 5"					

Circuit Records		Lap Length 146' 5"	
Qualifying			
F1/GC	TBA		
F1	R Litherland	09Jan24	33.8 Laps
GC	A Smith.	09Jan24	48.0 Laps
Fastest Laps			
F1	S Goodlip	09Jan24	9.08 secs
GC	A Smith.	09Jan24	6.47 secs
Race Laps			
F1	JJ Hughes-Dowd	09Jan24	17.9 Laps
GC	A Smith.	09Jan24	24.7 Laps
Final Points			
7.0 Points	JJ Hughes-Dowd	09Jan24	

The track diagram shows a complex layout with 9 numbered turns. Turn 1 is a right-hand turn at the bottom right. Turns 2-4 are on the left side, and turns 5-9 are on the right side. The lap length is 146' 5". A legend indicates turn radii: 18" (green), 15" (orange), and 12" (blue). The longest straight is 750 meters. The diagram also shows a 4x15" + 1x29" section and a 2x15" section.

DHORC 698 & 699

Brasilia Best Off Chart 1

Qualifying Combined					Final Points			
Pos	Adult	Laps	MPH	Date	Pos	Adult	Pts	Date
1	R Litherland	N/A	N/A	N/A	1	JJ Hughes-Dowd	7.0	09-Jan-24
1	S Goodlip (M)	N/A	N/A	N/A	2	D Hughes-Dowd	3.0	09-Jan-24
1	A Turnbull	N/A	N/A	N/A	2	H Smith	3.0	09-Jan-24
1	A Smith (M)	N/A	N/A	N/A	4	S Goodlip (M)	2.5	09-Jan-24
1	G Peach (M)	N/A	N/A	N/A	4	L Blacker	2.5	09-Jan-24
1	D Turnbull	N/A	N/A	N/A	4	P Rees (M)	2.5	09-Jan-24
1	L Pateman	N/A	N/A	N/A	7	A Smith (M)	2.0	09-Jan-24
1	P Rees (M)	N/A	N/A	N/A	8	R Litherland	1.5	09-Jan-24
1	N Sismey (M)	N/A	N/A	N/A	8	G Peach (M)	1.5	09-Jan-24
1	L Blacker	N/A	N/A	N/A	8	L Pateman	1.5	09-Jan-24
1	JJ Hughes-Dowd	N/A	N/A	N/A	8	B Johnson (M)	1.5	09-Jan-24
1	A Woodhouse	N/A	N/A	N/A	8	A Turnbull	1.5	09-Jan-24
1	S Smith	N/A	N/A	N/A	8	S Smith	1.5	09-Jan-24
1	H Smith	N/A	N/A	N/A	14	D Turnbull	1.0	09-Jan-24
1	A Stevenson	N/A	N/A	N/A	14	N Sismey (M)	1.0	09-Jan-24
1	B Johnson (M)	N/A	N/A	N/A	14	S Gray (M)	1.0	09-Jan-24
1	D Hughes-Dowd	N/A	N/A	N/A	17	A Woodhouse	0.0	09-Jan-24
1	S Gray (M)	N/A	N/A	N/A	17	A Stevenson	0.0	09-Jan-24
Pos	Junior	Laps	MPH	Date	Pos	Junior	Pts	Date
1	J Woodhouse	N/A	N/A	N/A	1	JJ Hughes-Dowd	2.0	09-Jan-24
1	JJ Hughes-Dowd	N/A	N/A	N/A	2	J Woodhouse	1.5	09-Jan-24
1	T Stevenson	N/A	N/A	N/A	3	T Stevenson	1.0	09-Jan-24



Brasilia Best Off Chart 2 - F1

Qualifying					Fastest Laps					Race Laps				
Pos	Adult	Laps	MPH	Date	Pos	Adult	Time	MPH	Date	Pos	Adult	Laps	MPH	Date
1	R Litherland	33.8	9.373	09-Jan-24	1	S Goodlip (M)	9.08	10.995	09-Jan-24	1	JJ Hughes-Dowd	17.9	9.928	09-Jan-24
2	S Goodlip (M)	32.5	9.013	09-Jan-24	2	A Smith (M)	9.25	10.793	09-Jan-24	2	S Goodlip (M)	17.6	9.761	09-Jan-24
3	A Turnbull	32.2	8.929	09-Jan-24	3	L Pateman	9.26	10.781	09-Jan-24	3	R Litherland	17.3	9.595	09-Jan-24
4	A Smith (M)	31.8	8.818	09-Jan-24	4	JJ Hughes-Dowd	9.49	10.520	09-Jan-24	4	A Smith (M)	16.8	9.318	09-Jan-24
5	G Peach (M)	30.6	8.486	09-Jan-24	5	L Blacker	9.76	10.229	09-Jan-24	5	L Pateman	16.6	9.207	09-Jan-24
6	D Turnbull	30.3	8.403	09-Jan-24	6	P Rees (M)	9.82	10.166	09-Jan-24	6	A Turnbull	16.2	8.985	09-Jan-24
7	L Pateman	30.2	8.375	09-Jan-24	7	G Peach (M)	9.89	10.094	09-Jan-24	6	G Peach (M)	16.2	8.985	09-Jan-24
7	P Rees (M)	30.2	8.375	09-Jan-24	8	D Hughes-Dowd	9.94	10.043	09-Jan-24	8	P Rees (M)	16.0	8.874	09-Jan-24
9	N Sismey (M)	29.9	8.292	09-Jan-24	9	R Litherland	10.01	9.973	09-Jan-24	9	D Turnbull	15.7	8.708	09-Jan-24
10	L Blacker	29.2	8.097	09-Jan-24	10	A Turnbull	10.04	9.943	09-Jan-24	10	N Sismey (M)	15.5	8.597	09-Jan-24
11	JJ Hughes-Dowd	26.4	7.321	09-Jan-24	11	N Sismey (M)	10.10	9.884	09-Jan-24	10	L Blacker	15.5	8.597	09-Jan-24
12	A Woodhouse	26.3	7.293	09-Jan-24	12	A Woodhouse	10.29	9.702	09-Jan-24	12	A Woodhouse	14.9	8.264	09-Jan-24
12	S Smith	26.3	7.293	09-Jan-24	13	H Smith	10.62	9.400	09-Jan-24	13	A Stevenson	14.1	7.820	09-Jan-24
14	H Smith	25.8	7.155	09-Jan-24	14	D Turnbull	10.78	9.261	09-Jan-24	14	S Smith	13.5	7.487	09-Jan-24
15	A Stevenson	24.6	6.822	09-Jan-24	15	S Smith	11.18	8.930	09-Jan-24	14	D Hughes-Dowd	13.5	7.487	09-Jan-24
16	B Johnson (M)	24.5	6.794	09-Jan-24	15	B Johnson (M)	11.18	8.930	09-Jan-24	16	H Smith	13.3	7.376	09-Jan-24
17	D Hughes-Dowd	23.3	6.461	09-Jan-24	17	A Stevenson	11.28	8.850	09-Jan-24	17	B Johnson (M)	13.0	7.210	09-Jan-24
18	S Gray (M)	22.6	6.267	09-Jan-24	18	S Gray (M)	11.74	8.504	09-Jan-24	18	S Gray (M)	12.2	6.766	09-Jan-24
Pos	Junior	Laps	MPH	Date	Pos	Junior	Time	MPH	Date	Pos	Junior	Laps	MPH	Date
1	J Woodhouse	28.2	7.820	09-Jan-24	1	JJ Hughes-Dowd	9.96	10.023	09-Jan-24	1	JJ Hughes-Dowd	16.7	9.262	09-Jan-24
2	JJ Hughes-Dowd	26.4	7.321	09-Jan-24	2	J Woodhouse	10.66	9.365	09-Jan-24	2	J Woodhouse	14.5	8.042	09-Jan-24
3	T Stevenson	24.8	6.877	09-Jan-24	3	T Stevenson	11.04	9.043	09-Jan-24	3	T Stevenson	14.0	7.765	09-Jan-24



Brasilia Best Off Chart 3 - GC

Qualifying					Fastest Laps					Race Laps				
Pos	Adult	Laps	MPH	Date	Pos	Adult	Time	MPH	Date	Pos	Adult	Laps	MPH	Date
1	A Smith (M)	48.0	13.311	09-Jan-24	1	A Smith (M)	6.47	15.430	09-Jan-24	1	A Smith (M)	24.7	13.699	09-Jan-24
2	A Turnbull	43.0	11.924	09-Jan-24	2	S Goodlip (M)	6.76	14.768	09-Jan-24	2	S Goodlip (M)	23.0	12.756	09-Jan-24
3	R Litherland	42.9	11.897	09-Jan-24	3	L Pateman	7.08	14.101	09-Jan-24	3	R Litherland	22.3	12.368	09-Jan-24
4	S Goodlip (M)	42.2	11.703	09-Jan-24	4	R Litherland	7.26	13.751	09-Jan-24	4	A Turnbull	22.0	12.202	09-Jan-24
5	L Pateman	40.1	11.120	09-Jan-24	5	A Turnbull	7.30	13.676	09-Jan-24	5	G Peach (M)	20.7	11.481	09-Jan-24
6	N Sismey (M)	39.9	11.065	09-Jan-24	6	G Peach (M)	7.71	12.948	09-Jan-24	5	L Blacker	20.7	11.481	09-Jan-24
7	G Peach (M)	39.8	11.037	09-Jan-24	7	L Blacker	7.74	12.898	09-Jan-24	7	L Pateman	20.5	11.370	09-Jan-24
8	L Blacker	39.5	10.954	09-Jan-24	8	N Sismey (M)	7.92	12.605	09-Jan-24	8	N Sismey (M)	20.2	11.203	09-Jan-24
9	D Turnbull	39.2	10.871	09-Jan-24	9	D Turnbull	8.15	12.249	09-Jan-24	9	D Turnbull	19.9	11.037	09-Jan-24
10	P Rees (M)	36.2	10.039	09-Jan-24	10	JJ Hughes-Dowd	8.33	11.985	09-Jan-24	10	A Stevenson	19.3	10.704	09-Jan-24
11	A Stevenson	34.7	9.623	09-Jan-24	11	A Woodhouse	8.50	11.745	09-Jan-24	11	P Rees (M)	18.7	10.371	09-Jan-24
12	D Hughes-Dowd	34.3	9.512	09-Jan-24	12	A Stevenson	8.62	11.581	09-Jan-24	12	D Hughes-Dowd	18.4	10.205	09-Jan-24
13	JJ Hughes-Dowd	34.0	9.429	09-Jan-24	13	P Rees (M)	8.63	11.568	09-Jan-24	13	A Woodhouse	18.3	10.150	09-Jan-24
14	A Woodhouse	33.0	9.151	09-Jan-24	14	D Hughes-Dowd	8.67	11.515	09-Jan-24	14	H Smith	18.0	9.983	09-Jan-24
15	S Smith	32.7	9.068	09-Jan-24	15	H Smith	9.02	11.068	09-Jan-24	15	JJ Hughes-Dowd	17.6	9.761	09-Jan-24
16	S Gray (M)	30.7	8.513	09-Jan-24	16	S Smith	9.10	10.971	09-Jan-24	16	S Smith	17.1	9.484	09-Jan-24
17	H Smith	28.8	7.987	09-Jan-24	17	S Gray (M)	9.37	10.654	09-Jan-24	17	S Gray (M)	16.4	9.096	09-Jan-24
18	B Johnson (M)	27.1	7.515	09-Jan-24	18	B Johnson (M)	9.40	10.620	09-Jan-24	18	B Johnson (M)	14.6	8.097	09-Jan-24
Pos	Junior	Laps	MPH	Date	Pos	Junior	Time	MPH	Date	Pos	Junior	Laps	MPH	Date
1	JJ Hughes-Dowd	34.0	9.429	09-Jan-24	1	JJ Hughes-Dowd	8.20	12.175	09-Jan-24	1	JJ Hughes-Dowd	19.4	10.760	09-Jan-24
2	J Woodhouse	31.3	8.680	09-Jan-24	2	J Woodhouse	9.08	10.995	09-Jan-24	2	J Woodhouse	16.7	9.262	09-Jan-24
3	T Stevenson	30.7	8.513	09-Jan-24	3	T Stevenson	9.29	10.746	09-Jan-24	3	T Stevenson	15.4	8.541	09-Jan-24



Visit dhorc.co.uk or Find us on **facebook**

Derby HO Racing Club 
www.dhorc.co.uk

dhorc


Home of HO Le Mans 

Club Night


R&R


Rules & Regulations 2024




Derby HO Racing Club 
www.dhorc.co.uk

dhorc

Home of HO Le Mans 

Derby HO Racing Club 
www.dhorc.co.uk

dhorc

Home of HO Le Mans 

<https://www.dhorc.co.uk/images/ruleimages/RR24.pdf>



LEXAN BODY CATALOGUE

Legends

SWB = 38mm (1.5")
between axle centres

LWB = 41mm (1.6")
between axle centres



AC Cobra
Convertible
LWB



Acura NSX
GT3 2017
LWB
30mm Clip



Alfa Romeo 155
Touring Car
LWB
29mm Clip



Alfa Romeo
BTCC
LWB
30mm Clip



Alfa Romeo
TZ3 Corsa
SWB
29mm Clip



Aston Martin
Vantage GT3
LWB



Audi
R8LMS GT3
LWB



Audi S3
BTCC
LWB
27mm Clip



Austin
Mini Cooper
SWB
28mm Clip



Bentley
Continental GT3
LWB
30mm Clip
















BMW
320i Turbo Grp5
SWB
27mm Clip



BMW 1 Series
BTCC
LWB
29mm Clip








































BMW
M1
SWB
30mm Clip
















			
BMW M3 GT2 LWB 27mm Clip	BMW Z4 GT3 LWB	BMW Z8 Convertible LWB 30mm Clip	Bugatti EB110 SWB 32mm Clip
			
Bugatti Veyron LWB 31mm Clip			
			
Chevrolet Nastruck LWB 30mm Clip	Chevron B19 SWB or LWB 29mm Clip	Corvette C5r GT SWB 30mm Clip	Corvette C7r GT 2017 LWB 31mm Clip
			
Corvette C8r GT3 LWB	Corvette Daytona Prototype SWB 30mm Clip	Corvette 1969 Stingray SWB 30mm Clip	
			
Datsun 240Z SWB 27mm Clip	Datsun Fairlady 2000 LWB 26mm Clip	Dodge Challenger LWB 31mm Clip	

			
Ferrari 250 gt Berlinetta Lusso SWB 30mm Clip	Ferrari 250 GTO LWB 29mm Clip	Ferrari 308 GTb LWB 28mm Clip	Ferrari 365 GTb Daytona SWB 28mm Clip
			
Ferrari 488 Gte LWB 29mm Clip	Ferrari 512 LM SWB or LWB 29mm Clip	Ferrari 575 GTc LWB 30mm Clip	Ferrari 612 Can-Am SWB 32mm Clip
			
Ferrari F40 SWB 32mm Clip	Ferrari Testarossa SWB 32mm Clip	Ford Capri SWB 30mm Clip	Ford Escort SWB 29mm Clip
			
Ford Custom Van LWB 30mm Clip	Ford Focus RS BTCC LWB 29mm Clip	Ford 2006 GT LWB 29mm Clip	Ford 2016 GT LWB Body Pins Only
			
Ford GT40 SWB 29mm Clip	Ford 2005 Mustang LWB 27mm Clip		

			
Honda Civic BTCC LWB 28mm Clip	Honda Integra LWB 28mm Clip	Honda S2000 SWB 26mm Clip	
			
Jaguar D Type LWB 30mm Clip	Jaguar XJ 220 LWB 32mm Clip	Jaguar XJR 5 (Grp 44) SWB 32mm Clip	Jaguar XJR 9 (Grp C) SWB or LWB 33mm Clip
			
Jaguar XKR GT3 LWB 30mm Clip			Koenigsegg CCX LWB 30mm Clip
			
Lamborghini Contach SWB 29mm Clip	Lamborghini Huracan GT3 LWB 32mm Clip	Lamborghini Miura Concept LWB 30mm Clip	Lamborghini Miura Jota SWB 28mm Clip
			
Lancia LC2 SWB 31mm Clip	Lotus Elise LWB 27mm Clip	Lotus Espirit LWB	Lotus Europa LWB 31mm Clip

			
Matchbox Hi-Tailer LWB 33mm Clip	Mazda 787b (Grp C) LWB 30mm Clip	Mazda RX7 SWB 27mm Clip	McLaren F1 GTr LWB
			
McLaren MP4 12C GT3 LWB 28mm Clip	Mercedes Gullwing 300SL SWB	Mercedes 300SLR LWB	Mercedes CLK GTB LWB 30mm Clip
			
Mercedes DTM Car LWB 30mm Clip	MG 6GT BTCC LWB 28mm Clip	Mini Mini Cooper LWB 27mm Clip	Morris Minor LWB 27mm Clip
			
Mustang 1967 GT 500 SWB 30mm Clip	Mustang Mach 1 SWB 30mm Clip		
			
Nascar SWB 32mm Clip	Nissan 300ZX SWB 31mm Clip	Nissan March 86G Gtp SWB or LWB 30mm Clip	Nissan R390 GT LWB 32mm Clip

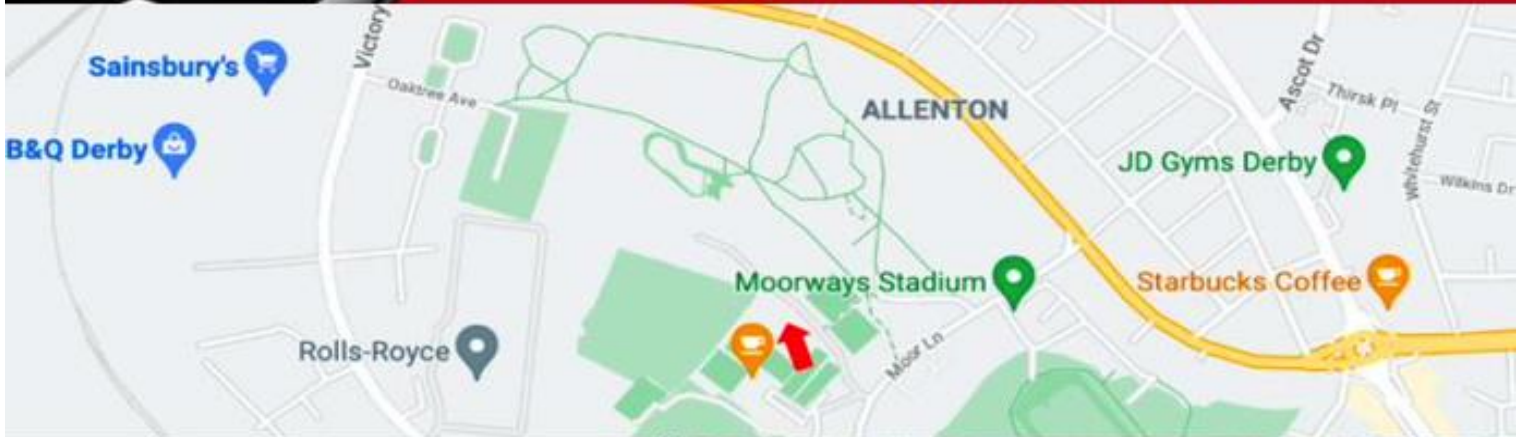
			
Nissan 1989 R89C LWB 32mm Clip	Nissan 1977 Skyline GT-R LWB 27mm Clip	Nissan R32 Skyline SWB 30mm Clip	Nissan Grp C SWB 32mm Clip
			
Pagani Huayra LWB 29mm Clip	Pagini Zonda C12 LWB 30mm Clip	Panoz 1999 LMP-1 LWB 32mm Clip	Peugeot 905 Grp C SWB or LWB 31mm Clip
			
Pontiac 1977 Firebird LWB 30mm Clip	Porsche 908 SWB 29mm Clip	Porsche 910 LWB 32mm Clip	Porsche 911 GT3 SWB 27mm Clip
			
Porsche 911 Turbo RSR GT3 LWB 28mm Clip	Porsche 917 SWB or LWB 31mm Clip	Porsche 934 Turbo RSR SWB 26mm Clip	Porsche 935 Turbo SWB 28mm Clip
			
Porsche 956 Grp C SWB 31mm Clip	Porsche 959 SWB 29mm Clip	Porsche 962 Grp C LWB 32mm Clip	

			
Renault Clio Cup Car LWB 30mm Clip	Renault Clio V6 LWB 29mm Clip	Renault Megane Trophy LWB 30mm Clip	Renault RS01 GT LWB 28mm Clip
			
Saleen S7 LWB	Sauber Mercedes C11 Grp C SWB or LWB 32mm Clip	Shadow MK 11a LWB 31mm Clip	Shelby Cobra Daytona Coupe SWB 31mm Clip
			
Subaru Levorg BTCC LWB 28mm Clip			
			
Toyota 88C-V Grp C SWB or LWB 32mm Clip	Toyota GT-One LWB	Triumph TR7 LWB 28mm Clip	TVR Sagaris LWB
			
Wiesmann GT MF5 SWB or LWB			Zakspeed Grp 5 Capri SWB or LWB 30mm Clip

Where is DHORC?



www.dhorc.co.uk



Derby Leisure & Events
Moor Lane, Allenton,
Derby, DE24 9HY

Nick Sismey
sismey@hotmail.co.uk
07984339192