

Visit [dhorc.co.uk](http://dhorc.co.uk) or Find us on **facebook**

Derby HO Racing Club   
www.dhorc.co.uk

**dhorc**

Home of HO Le Mans

TOMY AFX  
TYCO

Club Night

699

Round 15

Brasilia – GC

25Jun24



Timmy takes his **1<sup>st</sup>**  
Pole Position

Derby  
Leisure and Events

JOIN US AS WE CELEBRATE...  
**100**  
YEARS OF LEISURE

31

DAY

08

MONTH

24

YEAR

**ADULTS**

**01 L PATEMAN**

**02 A SMITH**

**03 N SISMEY**

**JUNIORS**

**01 JT HUGHES-DOWD**

**02 JJ HUGHES-DOWD**

**03 J WOODHOUSE**

**This Week: Ford RS Owners Club Confirmed – Domino's on order!**



# About:



## History and Key Facts

### HO Club founded on 7 July 1992

- DHORC: Derby HO Racing Club ("HO" Is The Scale = 1/64th)
- Section of Derby Leisure Limited, open to all!
- Home of world famous international Le Mans 24 Hour race.
- Smaller scale version of Scalextric, once set up works all night!
- Four and Eight lane circuits
- Computerised timing
- Statistics for every meeting and every member since July 1992
- Over 20 race meetings each year
- 50+ circuit designs, up to 567 feet in length
- Eight-lane routed DHORCingham oval
- Two car categories – Tyco open wheel (F1)
  - Tomy SGP, BSRT, VSR enclosed wheel (GC)



### Carrera Digital Club 1<sup>st</sup> race 18 January 2022

- 1/32<sup>nd</sup> Carrera Digital GT Cars
- 15 Evenings a year, minimum 3x15-minute races per driver per evening.
- 13 circuits, including 2 Sprint circuits
- Full computerised timing and stats through SmartRace App



## The Club Nights and Magazine Coverage

### HO

- Racing starts between 18:45 and 19:00 hours – Finished by 21:30 hours
- Minimum of four 3-minute qualifying races & up to two Finals (F1 & GC) for each member
- Championship points for all members
- Magazine produced for every meeting covering every member & track statistic

### Carrera Digital

- Racing starts between 18:00 and 18:15 hours – Finished by 21:30 hours
- Magazine produced after each evening
- Championship points for all members

- Rules & regulations booklet covering all the DHORC rules produced each year
- Great family atmosphere, a help-all culture

### Membership Fees, Car Costs and Prizes

- Adult £40 and junior (under 16) £20 for HO & Carrera, £50/£25 combined
- Only £50 Total expenditure for two cars HO Cars, £65 one Carrera
- All cars and spares can be bought at club
- Adult, Masters (over 56), Junior (16 & under) HO Championships
- Adult & 70+ Carrera Championships





# Editorial 699



**Timmy is a Pole sitter!** What a fantastic achievement for someone so young. I must admit we did everything possible to verify it as he was up against some stiff opposition, but there it was staring back at us in black and white. **Timmy Stevenson** had his first Junior Pole. Congratulations Timmy a fantastic achievement.

It was also great to see our all-time winning machine **Lee Pateman** get his mojo back on Tuesday to take his first Adult victory since November. It was certainly smiles all round! Congratulations Lee and to **JT Hughes-Dowd** for taking the Adults and Juniors! I also sneaked the Masters!

JT actually did a very special thing taking Final wins in all four Club Nights, both Juniors and both Adults! We are pretty sure this is the first time that has been achieved. Congrats JT and to our other GC Final winners **Jenson Woodhouse, Liam Smith** and yours truly.

Next stop our 700<sup>th</sup> Club Night on 16Jul24 at Jacarepagua which will be celebrated with a Domino's Pizza delivery!



Nick Sismey

Front Cover: Our latest Junior Pole sitter Timmy Stevenson

Derby HO Racing Club		Committee...2024		Derby HO Racing Club	
<b>Chairman / Treasurer</b>	Nick Sismey	M 07984 339 192	sismey80@hotmail.co.uk		
<b>Vice Chairman</b>	Phil Rees	M 07912 378 652	dhorcman.p.r@ntlworld.com		
<b>Secretary</b>	Laura Edwards	M 07501 217 254	laurabubbles07@hotmail.co.uk		
<b>HO Spares</b>	Geoff Peach	M 07443 585 902	geoff@geoffpeach.com		
<b>HO Race Control</b>	Dan Turnbull	M 07751 302 255	danieltturnbull@btinternet.com		
<b>HO Carrera Digital Race Control</b>	Lewis Blacker	M 07713 059 906	lewisjayblacker@outlook.com		
<b>Carrera Digital Race Control</b>	Dean Garbett	M 07964 854 084	garbettd@sky.com		
<b>HO Carrera Digital Scrutineer</b>	Angus Smith	M 07591 813 431	angus@angussmith500.plus.com		
<b>HO Carrera Digital Scrutineer</b>	Simon Goodlip	M 07803 551708	simon.goodlip@sky.com		
<b>Carrera Digital</b>	Steve White	M 07859 999 480	wslotcarsteve@gmail.com		

DL&EV SLOT CAR MAGAZINE IS PUBLISHED AND COPYRIGHT 2024 BY DHORC, AND NO PORTION MAY BE REPRODUCED OR TRANSMITTED WITHOUT WRITTEN PERMISSION, AND MAY CONTAIN ARTICLES AND GRAPHICS REPRINTED WITH THE PERMISSION OF THE ORIGINAL COPYRIGHT HOLDER, WHO RETAINS ALL RIGHTS,

# Contents .....699

Page	Details
003	Editorial
004	Contents
005	News & Views Including..... ✓ 1. Acknowledgements ✓ 2. Ford RS Owners Club National Day - 21Jul24 ✓ 3. Wiring issues! ✓ 4. Heavy handed! ✓ 5. DHORC 700 - Jacarepagua - 16Jul24
006	2024 Calendar
008	2024 Winners & Continuous Club Night Attendance Records
010	DHORC Official Clothing
011	Slot Cars & Spares
012	Razorlite Lexans HO
013	Race Report – Autodromo de Brasilia GC – 25 June 2024 - Round 15 of 33 Including..... Page 22 - Race Results Page 28 - Best Results Page 32 - Championship Tables
042	Members' Statistics
055	Next Circuit - Jacarepagua – 16 July 2024 - Rounds 16 & 17 of 33
063	Rules and Regulations
064	Razorlite Lexans HO Catalogue



**SLOT CARSDIRECT**  
UK's HO 1/64th Slot Car Specialist  
We specialize in Tomy AFX, Viper Scale Racing  
and Bulldog Racing Products.

**AFX**  
RACING

**Viper Scale Racing**

## 1. Acknowledgements for DHORC 699

Phil Rees	Parc Ferme & everything else	Lee Pateman	Marshalling & PA
John Lamb	Tables	Barry Johnson	Marshalling & PA
Stuart Gray	Setting Up, Marshalling & PA	Liam Smith	RC, Marshalling & PA
Angus Smith	Setting Up, Marshalling & PA	Geoff Peach	Spares & Marshalling
Leo Sismey	Setting Up	Macaully Dutson	Marshalling
Dan Hughes-Dowd	Race Control, Marshalling & PA	JJ Hughes-Dowd	Marshalling & PA
JT Hughes-Dowd	Marshalling & Packing Away (PA)	Ellis Woodhouse	Marshalling
Mike Graham	Marshalling & Packing Away	Jimmy Graham	Marshalling & PA
Andrew Woodhouse	Marshalling	Jenson Woodhouse	Marshalling
Alan Stevenson	Marshalling	Timmy Stevenson	Marshalling

## 2. Ford RS Owners Club National Day – 21Jul24

The Ford RS Owners Club contacted us this week to confirm they would like us to bring our 8-lane Gazebo track to their National Day at Mallory Park on 21Jul24. We will be doing a recce next week to check the building out. It is over 20 years since I was last there, when I was racing!

**RS OWNERS CLUB**

**National Day**

**MALLORY PARK**

**21ST JULY 2024**

**LIVE TRACK ACTION • FAMILY FUNFAIR  
TRADE STANDS • LIVE ENTERTAINMENT  
CONCOURS COMPETITION • VISITING CLUB DISPLAYS  
XR OWNERS CLUB • RSOC LOCAL GROUP DISPLAYS**

Derby HO Racing Club		<b>HO Calendar 2024</b>			Derby HO Racing Club	
Day	Date	Location	Rounds	Track		
Tuesday	09-Jan	Table Tennis Room	1 (F1) 2 (GC)	Autodromo de Brasilia (New)		
Tuesday	30-Jan	Table Tennis Room	3 (F1)	Jacarepagua		
Tuesday	20-Feb	Table Tennis Room	4 (GC)	Florano (New)		
Tuesday	12-Mar	Table Tennis Room	5 (F1)	Jarama		
Tuesday	09-Apr	Table Tennis Room	6 (F1) 7 (GC)	Pukekohe Park (New)		
Tuesday	30-Apr	Table Tennis Room	8 (F1) 9 (GC)	Misano		
Sat/Sun	4/5 May	Donington Park	Corporate 1	Donington Historic Festival		
Tuesday	14-May	Table Tennis Room	10 (F1) 11 (GC)	Trois-Rivières (New)		
Saturday	25-May	Great Northern Classics	Corporate 2	Cars & Coffee		
Sunday	26-May	Donington Park	Corporate 3	British GT		
Tuesday	04-Jun	Table Tennis Room	12 (F1) 13 (GC)	Watkins Glen		
Sunday	26-May	TC Harrison	Corporate 4	Car Show		
Tuesday	25-Jun	Table Tennis Room	14 (F1) 15 (GC)	Autodromo de Brasilia		
Tuesday	16-Jul	Table Tennis Room	16 (F1) 17 (GC)	Jacarepagua		
Wednesday	17-Jul	Table Tennis Room	Corporate 5	RR Trent 1000/Trent 7000 Team		
Sunday	21-Jul	Mallory Park	Corporate 6	Ford RS Owners Club National Day		
Tuesday	23-Jul	Table Tennis Room	18 (F1) 19 (GC) 20 (F1) 21 (GC)	DHORCingham Oval		
Tuesday	06-Aug	Table Tennis Room	22 (F1) 23 (GC)	Florano		
Sat/Sun	10/11 Aug	Donington Park	Corporate 7	Convoy in the Park		
Sunday	18-Aug	Donington Park	Corporate 8	Tunerfest		
Saturday	31-Aug	Osmaston/Kedleston Rm	Corporate 9	DL&EV 100th Anniversary		
Sat/Sun	07/08 Sep	Donington Park	Corporate 10	British GT		
Tuesday	24-Sep	Table Tennis Room	24 (F1) 25 (GC)	Jarama		
Tuesday	01-Oct	Table Tennis Room	26 (F1) 27 (GC)	Pukekohe Park		
Tuesday	22-Oct	Table Tennis Room	28 (F1) 29 (GC)	Misano		
Tuesday	12-Nov	Table Tennis Room	30 (F1) 31 (GC)	Trois-Rivières		
Tuesday	19-Nov	Table Tennis Room		AGM		
Tuesday	26-Nov	Table Tennis Room	32 (F1) 33 (GC)	Watkins Glen		

Derby HO Racing Club		<b>CD Calendar 2024</b>			Carrera DIGITAL	
Day	Date	Location	Rounds	Track		
Tuesday	02-Jan	Table Tennis Room	Test Night	Interlagos		
Tuesday	16-Jan	Table Tennis Room	1 2 3	Interlagos (New)		
Friday	19-Jan	Table Tennis Room	4 5	Monza (New)		
Saturday	20-Jan	Table Tennis Room	6 7 8 9	Monza		
Tuesday	13-Feb	Table Tennis Room	10 11 12	Interlagos		
Tuesday	27-Feb	Table Tennis Room	Test Night	Shanghai		
Tuesday	19-Mar	Table Tennis Room	13 14 15	Shanghai (New)		
Tuesday	16-Apr	Table Tennis Room	16 17 18/19	Shanghai		
Tuesday	07-May	Table Tennis Room	Test Night	Rockingham		
Tuesday	28-May	Table Tennis Room	20 21 22	Rockingham (New)		
Friday	07-Jun	Table Tennis Room	23 24	Le Mans		
Saturday	08-Jun	Table Tennis Room	25 26 27 28	Le Mans		
Tuesday	18-Jun	Table Tennis Room	29 30 31	Rockingham		
Tuesday	02-Jul	Table Tennis Room	Test Night	Road America		
Tuesday	09-Jul	Table Tennis Room	32 33 34	Road America (New)		
Tuesday	30-Jul	Table Tennis Room	35 36 37	Road America		
Tuesday	20-Aug	Table Tennis Room	Test Night	Old Interlagos		
Tuesday	17-Sep	Table Tennis Room	38 39 40/41	Sakhir		
Tuesday	15-Oct	Table Tennis Room	42 43 44	Fuji		
Friday	25-Oct	Table Tennis Room	45 46	Old Interlagos (New)		
Saturday	26-Oct	Table Tennis Room	47 48 49 50	Old Interlagos		
Tuesday	05-Nov	Table Tennis Room	51 52 53	Road Atlanta		
Tuesday	19-Nov	Table Tennis Room		AGM		
Saturday	23-Nov	Table Tennis Room	DISCA/DHORC	Fuji 6 Hours - Oxygen/Carrera WEC		
Tuesday	03-Dec	Table Tennis Room	54 55 56	Brands Hatch		


### 3. Wiring issues!

When we last ran our eight-lane HO circuit at the TC Harrison Corporate event we couldn't get lanes 7 & 8 working. **Phil Rees** has subsequently opened up his box of wires and we are pleased to say he found the loose wire! Thank you so much Phil for taking the time to sort this.



### 4. Heavy handed!

While we appreciate there will be wear and tear like above we do need to make sure we take care of our equipment and not be heavy handed like below. We spend so much time running DHORC we really don't need extra work to do. **Angus Smith** kindly took it away to fix.



# Winners 2024

F1 Qualifies on Yellow & Red, F1 on Green & Blue Lanes up to Round 13

Day	Date	Rnd	Track	Final	Adults	Masters	Juniors	Early Parents
Tue	09-Jan	1	Brasilia	F1	S Goodlip	S Goodlip	JJ Hughes-Dowd	A Woodhouse
Tue	09-Jan	2	Brasilia	GC	A Smith	S Goodlip/P Rees	JJ Hughes-Dowd	A Stevenson
Tue	30-Jan	3	Jacarepagua	F1	S Goodlip	S Goodlip (3)	JJ Hughes-Dowd	A Woodhouse
Tue	20-Feb	4	Florano	GC	A Smith	A Smith	JJ Hughes-Dowd	R Lawson
Tue	12-Mar	5	Jarama	F1	JJ Hughes-Dowd	S Gray	JJ Hughes-Dowd	A Stevenson
Tue	09-Apr	6	Pukekohe	F1	A Smith	A Smith	JJ Hughes-Dowd	A Woodhouse
Tue	09-Apr	7	Pukekohe	GC	A Smith	A Smith	JT Hughes-Dowd	A Woodhouse
Tue	23-Apr	8	Misano	F1	S Goodlip (3)	N Sismey	JJ Hughes-Dowd	A Woodhouse
Tue	23-Apr	9	Misano	GC	A Smith	P Rees	JJ Hughes-Dowd	A Woodhouse
Tue	14-May	10	Trois-Rivieres	F1	P Rees	P Rees	JJ Hughes-Dowd	A Woodhouse
Tue	14-May	11	Trois-Rivieres	GC	A Smith	P Rees (4)	JT Hughes-Dowd	A Woodhouse
Tue	04-Jun	12	Watkins Glen	F1	JJ Hughes-Dowd (2)	A Smith (4)	JJ Hughes-Dowd	M Graham
Tue	04-Jun	13	Watkins Glen	GC	A Smith	S Gray (2)	JJ Hughes-Dowd	A Stevenson (3)
Tue	25-Jun	14	Brasilia	F1	A Smith (7)	G Peach	JJ Hughes-Dowd (12)	A Woodhouse
Tue	25-Jun	15	Brasilia	GC	L Pateman	N Sismey (2)	JT Hughes-Dowd (3)	A Woodhouse (10)
Tue	16-Jul	16	Jacarepagua	F1				
Tue	16-Jul	17	Jacarepagua	GC				
Tue	23-Jul	18	DHORCIngham	F1				
Tue	23-Jul	19	DHORCIngham	GC				
Tue	23-Jul	20	DHORCIngham	F1				
Tue	23-Jul	21	DHORCIngham	GC				
Tue	06-Aug	22	Florano	F1				
Tue	06-Aug	23	Florano	GC				
Tue	10-Sep	24	Jarama	F1				
Tue	10-Sep	25	Jarama	GC				
Tue	01-Oct	26	Pukekohe	F1				
Tue	01-Oct	27	Pukekohe	GC				
Tue	22-Oct	28	Misano	F1				
Tue	22-Oct	29	Misano	GC				
Tue	12-Nov	30	Trois-Rivieres	F1				
Tue	12-Nov	31	Trois-Rivieres	GC				
Tue	26-Nov	32	Watkins Glen	F1				
Tue	26-Nov	33	Watkins Glen	GC				

## Race Winners

Derby HO Racing Club

www.dhorc.co.uk

**dhorc**

Home of HO Le Mans

TOMY AFK TYCO

Adults

Lee Pateman

Adults

Masters

Nick Sismey

Masters

Juniors

JT Hughes-Dowd

Juniors

Early Parents

Andrew Woodhouse

Early Parents

## Continuous Club Night Attendance Records

Members below have built up ten or more continuous Club Night attendances, including DHORC 699:-

Nick Sismey	248 Club Nights	JJ Hughes-Dowd	49	Stuart Gray	22
Angus Smith	22	Phil Rees	15		

**Record Continuous Club Night Attendance** Nick Sismey 248

**Record Continuous Evening Attendance** Nick Sismey 212

**Record Continuous Club Night Attendance from 1<sup>st</sup> Race** Martin Allsopp 131



## 5. DHORC 700 – Jacarepagua - 16Jul24

Our next Club Night will be our 700<sup>th</sup> so it is Domino's Pizza for all from 7pm!



The poster features the DHORC logo at the top, with a red slot car integrated into the letter 'O'. Below the logo is the website address www.dhorc.co.uk and a Facebook icon. A horizontal bar with a rainbow color sequence is positioned below the logo. The central text reads '700th Club Night' in large, stylized red and blue fonts. Below this is an image of a Domino's Pizza box with a red and blue slot car on top. The car is decorated with 'DOMINO'S 30' and '30th Anniversary' branding. At the bottom, the date '16 July 2024' is displayed in large white text.

Derby HO Racing Club 

www.dhorc.co.uk

**dhorc**

Home of HO Le Mans

TOMY AFX  
TYCO

**700<sup>th</sup>**  
**Club Night**

Domino's  
Pizza

DOMINO'S 30  
30<sup>th</sup> Anniversary

**16 July 2024**



Contact  
Nick Sismey



# Slot Cars & Spares



## Open Wheel (F1)

		Body	£10.00
		Chassis	£10.00
		Whole Car	£20.00
Pickup Shoes (Pair)	£1.20	Bulkhead	£3.70
Pickup Springs	£0.82	Armature	£5.60
Pinion Gear	£1.50	Crown/Pinion Gear	£2.50
Front Tyres (Pair)	£1.00	Rear Tyres (Pair)	£2.00
Front Axle	£2.00	Sponge (Pair)	£2.50
Brush Springs (Pair)	£1.18	Rear Axle with tyres	£4.50
Brushes (Pair)	£1.70	Guide Pins	£1.20
Motor Magnets (Pair)	£2.45	Traction Magnets (Pair)	£2.00
		Brush Tubes (Pair)	£2.00



## Enclosed Wheel (GC)



		VSR Chassis	£30.00
		Painted Lexan Body	£10.00
Pickup Shoes (Pair)	£1.40	Viper Endbell	£7.45
Pickup Springs	£0.52	Armature	£4.95
#417 7T Delrin Pinion Gear	£1.38	22T VSR Crown Gear	£2.08
Front Axle, Wheels and Tyres	£4.00	Rear Tyres (Pair)	£2.50
Rear Axle, Crown Gear & Tyres	£8.00	Guide Pins	£2.25
Rear Narrow Hubs (Pair)	£3.00	VSR Pro Blank Chassis	£8.50

Please Note: The Spares box may carry more items than listed here.



Updated 22May24



Visit our  
Facebook Page  
or the back of  
this magazine



Clear plastic bodies to suit a variety of HO  
chassis. Many not found elsewhere



# Race Report



**Round 15**  
**Brasilia – GC**  
**25 June 2024**

**Round 1&2**

**Autodromo de Brasilia (Brazil)**

**Rounds 14&15**

**Previous Results**

	Adults	1st	2nd	3rd
DHORC 685 F1	09-Jan 2024 146' 5"	S Goodlip	R Litherland	JJ Hughes-Dowd
DHORC 686 GC	09-Jan 2024 146' 5"	A Smith	A Turnbull	R Litherland
DHORC 698 F1	25-Jun 2024 146' 5"	A Smith	JJ Hughes-Dowd	G Peach
DHORC 699 GC	25-Jun 2024 146' 5"	L Pateman	A Smith	N Sismey
	Juniors	1st	2nd	3rd
DHORC 685 F1	09-Jan 2024 146' 5"	JJ Hughes-Dowd	J Woodhouse	T Stevenson
DHORC 686 GC	09-Jan 2024 146' 5"	JJ Hughes-Dowd	J Woodhouse	T Stevenson
DHORC 698 F1	25-Jun 2024 146' 5"	JJ Hughes-Dowd	J Woodhouse	JT Hughes-Dowd
DHORC 699 GC	25-Jun 2024 146' 5"	JT Hughes-Dowd	JJ Hughes-Dowd	J Woodhouse

**Circuit Records**

Lap Length 146' 5"

**Qualifying**

F1/GC	TBA	
F1	A Smith	25Jun24
	35.4 Laps	
GC	A Smith	25Jun24
	50.4 Laps	
Fastest Laps		
F1	S Goodlip	09Jan23
	A Smith	25Jun24
	9.08 secs	
GC	A Smith	25Jun24
	6.43 secs	
Race Laps		
F1	A Smith	25Jun24
	18.7 Laps	
GC	A Smith	25Jun24
	25.5 Laps	
Final Points		
7.0 Points	JJ Hughes-Dowd	09Jan24



**DHORC 698 & 699**





Lee Pateman took his first win of the year with the Brasilia GC victory.



One of 20 three-minute Qualifying races is go!

GC Finals ADULT REPORT GC Finals

## Lee is back!

**'A' Final** – **Lee Pateman** finally took his first win of 2024. Our most successful winner notched up his record 123<sup>rd</sup> career victory at Brasilia putting to bed his 11 Club Night losing streak. From second on the grid, some 4.9 laps behind **Angus Smith**, Lee took the win by 0.4 laps from our 70th time Pole sitter who took his 10<sup>th</sup> front of grid slot of the year. **Nick Sismey** equalled his best finish of the year with third, after taking the 'B' win, 2.4 laps behind Lee. **Geoff Peach's** last "official" race saw him take fourth, so two 'A' Final placings in his last two Club Nights. Not bad for our oldest ever DHORC Member at 75 although the treacherous Red lane left him on only 11.7 laps!

While Lee was the first racer to beat Angus in GC in 2024 Angus still set the pace in many areas. As well as Pole he took his 184<sup>th</sup> and 185<sup>th</sup> Individual Qualifying Rounds (IQRs), placing him sixth in the all-time record charts and equalled his own PB of four IQRs in a row. His Pole laps of 50.4 beat his record set in January of 48.0 laps. He also broke both of his other records. His 70<sup>th</sup> (10<sup>th</sup>) fastest lap reduced his 6.47 second lap to 6.43 and his 76<sup>th</sup> (10<sup>th</sup>) best race laps increased his 24.7 laps to 25.5. Taking all five points in Qualifying meant he only lost out to Lee by two points in the second race of the Evening. This helped him extend his Championship lead over **Phil Rees** from 148 to 185 points. Nick now slots into third a further 18 points back.



**Round 15 - ADULTS**

**Brasilia GC - Brazil**



**25 June 2024**

							
							
							
							
							
							
							
							
							
							
<b>2nd</b>	<b>1st</b>			<b>3rd</b>			
<b>Angus Smith</b>	<b>Lee Pateman</b>			<b>Nick Sismey</b>			





Macaully Dutson took his best grid and finishing positions, both in sixth, while mate Liam Smith helped out with Race Control and won the 'C' Final.



**'B' Final** – There was carnage in the 'B' Final, even with a barrier added to the bad point between the 6<sup>th</sup> and 7<sup>th</sup> tenth. Nick just had to keep it on the island to take the win. Phil was the best of the rest 2.6 laps behind with **Macaully Dutton** matching his PB of 6<sup>th</sup> on the grid with a PB of 6<sup>th</sup> at the flag. His previous best had been 7<sup>th</sup> and 8<sup>th</sup> respectively, both on 27Sep22 at Zandvoort.

While Phil and Macaully did their best to fight the idiosyncrasies of a very fast track 'C' Final winner **Liam Smith** struggled badly on Red lane, just like Geoff in the 'A', recording only 10.7 laps to take 7<sup>th</sup> overall.

**'C' Final** – **JT Hughes-Dowd's** evening of Final wins finished with victory in the 'D'. We believe this is the first time a Member has taken a Final win in both Adult and both Junior Club Nights during one Evening! His fifth Final win took him to second in the 'C' 0.8 laps behind Liam.

**Dan Hughes-Dowd** was able to tame Red lane better than most to take third in the 'C' with the fastest lap of the Final. He added a lap to tenth placed **Barry Johnson's** score.

**'D' Final** – **JJ Hughes-Dowd** was beaten by older brother JT in both GC Finals they contested at Brasilia even though he set the faster lap in both. The two lap deficit here left him in 11<sup>th</sup> while **Stuart Gray's** 499<sup>th</sup> three-minute race left him 1.3 laps further back in 12<sup>th</sup> and one race away from his 500<sup>th</sup>. Big celebrations then at the next Club Night. Not only because it will be our 700<sup>th</sup> but because Stuart's very first race will be his 500<sup>th</sup>! JJ maintains his 12 point lead in the DHORC Challenge but now over Angus with Phil 1.0 point further back.

**'Early Parents' E' Final** – **Andrew Woodhouse** would take his 10<sup>th</sup> Early Final win at Round 15 although his early race confidence was nearly his undoing. An off saw **Alan Stevenson** and **Mike Graham** pass him before he recovered to take the win by 0.6 laps from Alan with Mike a lap further back. This puts Mike on six Wooden Spoons to Alan's seven. Mike did however take the 10<sup>th</sup> fastest lap beating his previous best of 11<sup>th</sup> on 04Jun24.

#### MASTERS REPORT

### Carnival time for Nick in Brazil

Nick took his second Masters win of the year in Brasilia by 1.5 points from new Championship leader Angus and former Championship leader Phil, both in second. Stuart took fourth with Geoff and Stuart sharing fifth.





**Andrew Woodhouse and Alan Stevenson fought it out for Early Parents' honours alongside Mike Graham. Andrew took both wins at Brasilia. We were just pleased Alan made it back in time from work in Oxford for him and Timmy to join us!**



JUNIOR REPORT


## JT takes third career win!

**'A' Final** – **JT Hughes-Dowd** had his most successful Evening to date with Final wins in all four categories. His third Junior 'A' win came from third on the grid, just 0.1 laps behind younger brother and Championship leader **JJ Hughes-Dowd**. JT's third victory margin was eight times greater than this with 0.8 laps between the two at the flag. **Jenson Woodhouse** powered through from the 'B' to take third in the 'A' another 2.6 laps back. JT would also record his second fastest lap.

However this wasn't the top story at Brasilia, that went to our fourth place finisher **Timmy Stevenson** who stunned the room with his first ever Pole position! We had to look at the computer screen twice when it came up and then verified it several times. But there staring back at us was the fact that Timmy had beaten his previous best grid position of 3<sup>rd</sup> on 21Feb23 at Cadwell Park with his first top qualifying place! Not only that he also took his first IQR and his 19.4 laps on Red lane equalled JJ's track record from January which gave him his first record and his first best race laps! His previous best race lap finish had been third on 18Jul23. This was clearly the start of something big for Timmy!



**'B' Final** – Younger brother **Ellis Woodhouse** was Jenson's biggest challenger for 'B' victory but even he could only get to within 1.3 laps of our winner with **Jimmy Graham** taking sixth overall another 1.5 laps back. What an evening of results and memories for all!



Young Ellis Woodhouse made his 5<sup>th</sup> & 6<sup>th</sup> 2024 Club Night appearance at DHORC

# Race Results



Who Came Where?

Who Scored What?



Dan Hughes-Dowd and Phil Rees took the main command of the Evening



DERBY H:O SLOT CAR CLUB CHAMPIONSHIP RACE 699															
Brasilia GC - 25 June 2024 - Round 15															
MASTER POINTS TABLE (NM = NON MEMBER)															
QUALIFYING					FASTEST LAPS					BEST RACE LAPS (3 MINS)					
POS	JUNIOR	ADULT	LAPS	PTS	POS	ADULT	TIME	MPH	POS	ADULT	LAPS	PTS	POS	ADULT	PTS
FINAL POSITIONS					FASTEST LAPS					BEST RACE LAPS (3 MINS)					
POS	JUNIOR	ADULT	LAPS	PTS	POS	ADULT	TIME	MPH	POS	ADULT	LAPS	PTS	POS	ADULT	PTS
1	A Smith (M)	50.4	45	1	A Smith (M)	6.43	15.526	1	A Smith (M)	1	25.5	45	1	L Pateman	3.5
2	L Pateman	45.5	2	A Smith (M)	6.80	14.681	2	L Pateman	2	L Pateman	24.8	43	2	A Smith (M)	3.0
3	G Peach (M)	42.5	3	N Sismey (M)	7.54	13.240	3	G Peach (M)	3	G Peach (M)	21.6	34	3	N Sismey (M)	2.5
4	P Rees (M)	38.2	4	G Peach (M)	7.69	12.982	4	N Sismey (M)	4	N Sismey (M)	21.2	31	4	G Peach (M)	2.0
5	N Sismey (M)	37.6	5	P Rees (M)	7.79	12.815	5	L Smith	5	L Smith	19.7	29	5	A Smith (M)	1.5
6	M Dutson	35.5	6	M Dutson	8.14	12.264	6	P Rees (M)	6	P Rees (M)	19.2	28	6	M Dutson	1.5
7	A Woodhouse	34.4	7	L Smith	8.21	12.160	7	JT Hughes-Dowd	7	JT Hughes-Dowd	18.9	27	7	L Smith	1.5
8	M Graham	34.0	8	JT Hughes-Dowd	8.62	11.581	8	M Dutson	8	M Dutson	17.9	26	8	M Dutson	1.0
9	B Johnson (M)	33.4	9	D Hughes-Dowd	8.66	11.528	9	B Johnson (M)	9	B Johnson (M)	17.6	25	9	D Hughes-Dowd	1.0
10	D Hughes-Dowd	33.3	10	B Johnson (M)	8.73	11.435	10	A Woodhouse	10	A Woodhouse	17.4	24	10	B Johnson (M)	1.0
11	L Smith	32.3	11	JJ Hughes-Dowd	8.76	11.396	11	M Graham	11	M Graham	17.3	23	11	G Peach (M)	0.5
12	A Stevenson	32.0	12	S Gray (M)	8.90	11.217	12	D Hughes-Dowd	12	D Hughes-Dowd	17.2	22	12	S Gray (M)	0.5
13	JJ Hughes-Dowd	31.1	13	A Woodhouse	8.97	11.130	13	JJ Hughes-Dowd	13	JJ Hughes-Dowd	16.9	21	13	A Woodhouse	0.0
14	JT Hughes-Dowd	31.0	14	A Stevenson	9.38	10.643	14	A Stevenson	14	A Stevenson	16.8	20	14	A Stevenson	0.0
15	S Gray (M)	30.5	15	M Graham	9.67	10.324	15	S Gray (M)	15	S Gray (M)	15.9	19	15	M Graham	0.0
QUALIFYING					FASTEST LAPS					BEST RACE LAPS (3 MINS)					
POS	JUNIOR	ADULT	LAPS	PTS	POS	ADULT	TIME	MPH	POS	ADULT	LAPS	PTS	POS	ADULT	PTS
FINAL POSITIONS					FASTEST LAPS					BEST RACE LAPS (3 MINS)					
POS	JUNIOR	ADULT	LAPS	PTS	POS	ADULT	TIME	MPH	POS	ADULT	LAPS	PTS	POS	ADULT	PTS
1	T Stevenson	32.1	45	1	JT Hughes-Dowd	8.62	11.581	1	T Stevenson	1	19.4	47	1	JT Hughes-Dowd	3.0
2	JJ Hughes-Dowd	31.1	2	JJ Hughes-Dowd	8.63	11.568	2	JJ Hughes-Dowd	2	JJ Hughes-Dowd	19.0	38	2	JT Hughes-Dowd	2.0
3	JT Hughes-Dowd	31.0	3	T Stevenson	8.80	11.345	3	JJ Hughes-Dowd	3	JJ Hughes-Dowd	18.2	34	3	JJ Hughes-Dowd	1.5
4	J Woodhouse	28.6	4	J Woodhouse	9.46	10.553	4	J Woodhouse	4	J Woodhouse	15.8	34	4	E Woodhouse	1.5
5	E Woodhouse	24.0	5	E Woodhouse	10.31	9.683	5	E Woodhouse	5	E Woodhouse	14.5	29	5	J Graham	1.0
6	J Graham	19.4	6	J Graham	10.47	9.535	6	J Graham	6	J Graham	13.0	28	6	T Stevenson	0.5

Final Points

POS	ADULT	PTS
1	JT Hughes-Dowd	3.5
2	N Sismey (M)	3.0
3	L Smith	2.5
4	L Pateman	2.0
5	A Smith (M)	1.5
5	P Rees (M)	1.5
5	JJ Hughes-Dowd	1.5
8	M Dutson	1.0
8	D Hughes-Dowd	1.0
8	S Gray (M)	1.0
11	G Peach (M)	0.5
11	B Johnson (M)	0.5
13	A Woodhouse	0.0
13	A Stevenson	0.0
13	M Graham	0.0

FINAL POINTS

POS	ADULT	PTS
1	J Woodhouse	3.0
2	JT Hughes-Dowd	2.0
3	JJ Hughes-Dowd	1.5
3	E Woodhouse	1.5
5	J Graham	1.0
6	T Stevenson	0.5





Barry Johnson and Jimmy Graham out in the boonies marshalling!



CL		YELLOW		RED		QUAL		FIN		FINAL 1		FINAL 2		FINAL 3		BEST		TOTAL	
		LAPS	TIME	LAPS	TIME	LAPS	TIME	PTS	POS	FIN	LAPS	TIME	LAPS	TIME	LAPS	TIME	LAPS	TIME	LAPS
A	A Smith (M)	24.9	6.43	25.5	6.77	50.4	A2	1.5	A2	22.9	6.57					25.5	6.43	73.3	
A	L Pateman	24.8	6.81	20.7	6.89	45.5	A1	2.0	A1	23.3	6.80					24.8	6.80	68.8	
A	G Peach (M)	20.9	7.82	21.6	7.54	42.5	A4	0.5	A4	11.7	7.59					21.6	7.54	54.2	
A	P Rees (M)	19.0	8.29	19.2	8.43	38.2	B2	1.5	B2	18.6	8.14					19.2	8.14	56.8	
A	N Sismey (M)	18.1	8.11	19.5	8.08	37.6	A3	3.0	A3	21.2	7.71	20.9	7.69			21.2	7.69	79.7	
A	M Dutson	17.6	8.76	17.9	10.22	35.5	B3	1.0	B3	17.5	9.42					17.9	8.76	53.0	
A	A Woodhouse	17.0	9.82	17.4	8.90	34.4	E1	0.0	E1	17.4	9.27					17.4	8.90	51.8	
A	M Graham	16.7	8.95	17.3	8.73	34.0	E3	0.0	E3	15.8	8.98					17.3	8.73	49.8	
A	B Johnson (M)	17.6	8.97	15.8	9.75	33.4	C4	0.5	C4	16.2	9.13					17.6	8.97	49.6	
A	D Hughes-Dowd	16.5	8.21	16.8	8.60	33.3	C3	1.0	C3	17.2	8.21					17.2	8.21	50.5	
A	L Smith	15.4	7.79	16.9	8.31	32.3	B4	2.5	B4	19.7	8.25	10.7	8.10			19.7	7.79	62.7	
A	A Stevenson	16.7	9.97	15.3	9.67	32.0	E2	0.0	E2	16.8	9.75					16.8	9.67	48.8	
A	JJ Hughes-Dowd	16.4	8.66	14.7	9.13	31.1	D2	1.5	D2	16.9	8.73					16.9	8.66	16.9	
A	JT Hughes-Dowd	12.9	8.62	18.1	8.80	31.0	C2	3.5	C2	18.7	8.96	18.9	8.96			18.9	8.62	37.6	
A	S Gray (M)	15.9	9.85	14.6	9.73	30.5	D3	1.0	D3	15.6	9.38					15.9	9.38	46.1	
J	T Stevenson	12.7	10.07	19.4	8.80	32.1	A4	0.5	A4	14.0	10.76					19.4	8.80	46.1	
J	JJ Hughes-Dowd	16.4	8.66	14.7	9.13	31.1	A2	1.5	A2	18.2	8.63					18.2	8.63	49.3	
J	JT Hughes-Dowd	12.9	8.62	18.1	8.80	31.0	A1	2.0	A1	19.0	8.78					19.0	8.62	50.0	
J	J Woodhouse	14.4	9.55	14.2	9.73	28.6	A3	3.0	A3	15.8	9.69	15.6	9.46			15.8	9.46	60.0	
J	E Woodhouse	11.4	10.70	12.6	10.77	24.0	C2	1.5	C2	14.5	10.31					14.5	10.31	38.5	
J	J Graham	10.2	10.47	9.2	10.47	19.4	C3	1.0	C3	13.0	10.49					13.0	10.47	32.4	
TOTAL FEET													157,533.3	TOTAL LAPS		1,075.9			



Junior 'B' – Ellis (5<sup>th</sup>), winner Jenson Woodhouse and Jimmy (6<sup>th</sup>)



Everyone's  
**Best Results**  
At This Circuit



**What are my Best Scores?**  
**Who Have I Beaten?**



Junior 'A' – JT takes his 2<sup>nd</sup> Final win of the night, JJ Hughes-Dowd (2<sup>nd</sup>), Pole sitter for the first time Timmy Stevenson (4<sup>th</sup>) and Jenson (3<sup>rd</sup>)



Brasilia Best Off Chart 3 - GC																			
Qualifying						Fastest Laps						Race Laps							
Pos	Adult	Laps	MPH	Date	Pos	Adult	Time	MPH	Date	Pos	Adult	Laps	MPH	Date	Pos	Adult	Laps	MPH	Date
1	A Smith (M)	50.4	13.976	25-Jun-24	1	A Smith (M)	6.43	15.526	09-Jan-24	1	A Smith (M)	25.5	14.143	24-Jun-24					
2	L Pateman	45.5	12.618	25-Jun-24	2	S Goodlip (M)	6.76	14.768	09-Jan-24	2	L Pateman	24.8	13.755	25-Jun-24					
3	A Turnbull	43.0	11.924	09-Jan-24	3	L Pateman	6.80	14.681	25-Jun-24	3	S Goodlip (M)	23.0	12.756	09-Jan-24					
4	R Litherland	42.9	11.897	09-Jan-24	4	R Litherland	7.26	13.751	09-Jan-24	4	R Litherland	22.3	12.368	09-Jan-24					
5	G Peach (M)	42.5	11.786	25-Jun-24	5	A Turnbull	7.30	13.676	09-Jan-24	5	A Turnbull	22.0	12.202	09-Jan-24					
6	S Goodlip (M)	42.2	11.703	09-Jan-24	6	G Peach (M)	7.54	13.240	25-Jun-24	6	G Peach (M)	21.6	11.980	24-Jun-24					
7	N Sismey (M)	39.9	11.065	09-Jan-24	7	N Sismey (M)	7.69	12.982	25-Jun-24	7	N Sismey (M)	21.2	11.758	24-Jun-24					
8	L Blacker	39.5	10.954	09-Jan-24	8	L Blacker	7.74	12.898	09-Jan-24	8	L Blacker	20.7	11.481	09-Jan-24					
9	D Turnbull	39.2	10.871	09-Jan-24	9	L Smith	7.79	12.815	25-Jun-24	9	D Turnbull	19.9	11.037	09-Jan-24					
10	P Rees (M)	38.2	10.593	25-Jun-24	10	P Rees (M)	8.14	12.264	25-Jun-24	10	L Smith	19.7	10.926	25-Jun-24					
11	M Dutson	35.5	9.845	25-Jun-24	11	D Turnbull	8.15	12.249	09-Jan-24	11	A Stevenson	19.3	10.704	09-Jan-24					
12	A Stevenson	34.7	9.623	09-Jan-24	12	D Hughes-Dowd	8.21	12.160	25-Jun-24	12	P Rees (M)	19.2	10.649	24-Jun-24					
13	A Woodhouse	34.4	9.539	25-Jun-24	13	JJ Hughes-Dowd	8.33	11.985	09-Jan-24	13	JT Hughes-Dowd	18.9	10.482	25-Jun-24					
14	D Hughes-Dowd	34.3	9.512	09-Jan-24	14	A Woodhouse	8.50	11.745	09-Jan-24	14	D Hughes-Dowd	18.4	10.205	09-Jan-24					
15	JJ Hughes-Dowd	34.0	9.429	09-Jan-24	15	A Stevenson	8.62	11.581	09-Jan-24	15	A Woodhouse	18.3	10.150	09-Jan-24					
16	M Graham	34.0	9.429	25-Jun-24	16	JT Hughes-Dowd	8.62	11.581	25-Jun-24	16	H Smith	18.0	9.983	09-Jan-24					
17	B Johnson (M)	33.4	9.262	09-Jan-24	17	M Graham	8.73	11.435	25-Jun-24	17	M Dutson	17.9	9.928	25-Jun-24					
18	S Smith	32.7	9.068	09-Jan-24	18	M Dutson	8.76	11.396	25-Jun-24	18	JJ Hughes-Dowd	17.6	9.761	09-Jan-24					
19	L Smith	32.3	8.957	25-Jun-24	19	B Johnson (M)	8.97	11.130	25-Jun-24	19	B Johnson (M)	17.6	9.761	25-Jun-24					
20	JT Hughes-Dowd	31.0	8.597	25-Jun-24	20	H Smith	9.02	11.068	09-Jan-24	20	M Graham	17.3	9.595	25-Jun-24					
21	S Gray (M)	30.7	8.513	09-Jan-24	21	S Smith	9.10	10.971	09-Jan-24	21	S Smith	17.1	9.484	09-Jan-24					
22	H Smith	28.8	7.987	09-Jan-24	22	S Gray (M)	9.37	10.654	09-Jan-24	22	S Gray (M)	16.4	9.096	09-Jan-24					
Pos	Junior	Laps	MPH	Date	Pos	Junior	Time	MPH	Date	Pos	Junior	Laps	MPH	Date					
1	JJ Hughes-Dowd	34.0	9.429	09-Jan-24	1	JJ Hughes-Dowd	8.20	12.175	09-Jan-24	1	JJ Hughes-Dowd	19.4	10.760	09-Jan-24					
2	T Stevenson	32.1	8.902	25-Jun-24	2	JT Hughes-Dowd	8.62	11.581	25-Jun-24	2	T Stevenson	19.4	10.760	25-Jun-24					
3	J Woodhouse	31.3	8.680	09-Jan-24	3	T Stevenson	8.80	11.345	25-Jun-24	3	JT Hughes-Dowd	19.0	10.538	25-Jun-24					
4	JT Hughes-Dowd	31.0	8.597	25-Jun-24	4	J Woodhouse	9.08	10.995	09-Jan-24	4	J Woodhouse	16.7	9.262	09-Jan-24					
5	E Woodhouse	24.0	6.655	25-Jun-24	5	E Woodhouse	10.31	9.683	25-Jun-24	5	E Woodhouse	14.5	8.042	25-Jun-24					
6	J Graham	19.4	5.380	25-Jun-24	6	J Graham	10.47	9.535	25-Jun-24	6	J Graham	13.0	7.210	25-Jun-24					



Early Parents – Mike Graham (15<sup>th</sup>), 10<sup>th</sup> time winner in 2024 Andrew (13<sup>th</sup>) & Alan (14<sup>th</sup>)



# Championship Tables



Those All Important  
**Points!**





Adult D – “Bring the cars up slowly”, “Oh dear!”. Final winner for the 5<sup>th</sup> time that Evening JT, Stuart Gray (12<sup>th</sup>) and JJ (11<sup>th</sup>)



# Championship Leaders 25Jun24 After Round 15



## Adult

### Championship

Angus Smith

### Challenge

JJ Hughes-Dowd

### King of Speed

TBA

Top Adult Points at DHORCingham

## Junior

### Championship

JJ Hughes-Dowd

### Challenge

JJ Hughes-Dowd

### King of Speed

TBA

Top Junior Points at DHORCingham

## Other

### Masters (56+)

Angus Smith

### Alan Bullock

TBA

Winner of last Adult Club Night in August

### Early Parents

Andrew Woodhouse

### Bob Chadwick

TBA

Winner of last Adult Club Night in October



Adult C – Winner Liam, Barry (10<sup>th</sup>), Dan (9<sup>th</sup>) and JT (8<sup>th</sup>)



DHORC Championship 2024					
Pos	Competitor	Wins	Total	Best (75%)	Diff
	Name		33	25	
(Adults)			Scores	Scores	
1	A Smith (M)	8	647	647	
2	P Rees (M)	1	462	462	185
3	N Sismey (M)		444	444	18
4	JJ Hughes-Dowd	2	443	443	1
5	S Goodlip (M)	3	388	388	55
6	L Pateman	1	369	369	19
7	S Gray (M)		317	317	52
8	D Hughes-Dowd		310	310	7
9	L Blacker		298	298	12
10	G Peach (M)		290	290	8
11	R Litherland		270	270	20
12	D Turnbull		252	252	18
13	A Woodhouse		243	243	9
14	JT Hughes-Dowd		238	238	5
15	A Stevenson		222	222	16
15	B Johnson (M)		222	222	
17	D Latham		220	220	2
18	M Graham		188	188	32
19	C Bowles		160	160	28
20	R Lawson		130	130	30
21	J Lawson		109	109	21
22	L Smith		99	99	10
23	M Dutson		86	86	13
24	A Turnbull		69	69	17
25	S Smith		41	41	28
25	H Smith		41	41	
Pos	(Juniors)	Wins	Total	75%	Diff
1	JJ Hughes-Dowd	12	706	706	
2	J Woodhouse		485	485	221
3	T Stevenson		380	380	105
4	JT Hughes-Dowd	3	372	372	8
5	J Graham		313	313	59
6	J Lawson		197	197	116
7	E Woodhouse		171	171	26
Pos	(Masters)	Wins	Total	75%	Diff
1	A Smith (M)	4	26.0	26.0	
2	P Rees (M)	4	25.0	25.0	1.0
3	N Sismey (M)	2	20.0	20.0	5.0
4	S Gray (M)	2	17.0	17.0	3.0
5	S Goodlip (M)	3	15.0	15.0	2.0
6	G Peach (M)	1	13.0	13.0	2.0
7	B Johnson (M)		11	11	2
Pos	(Early Parents)	Wins	Total	75%	Diff
1	A Woodhouse	10	243	243	
2	A Stevenson	3	222	222	21
3	M Graham	1	188	188	34
4	R Lawson	1	18	18	170

DHORC Challenge 2024				
Pos	Competitor	Wins	Results	
	Name		(33)	Turn Up
(Adult)			Points	Rate
1	JJ Hughes-Dowd	13	38.0	100.00%
2	A Smith (M)	9	26.0	100.00%
3	P Rees (M)	4	25.0	100.00%
4	D Hughes-Dowd	3	23.5	86.67%
5	L Blacker	6	22.0	73.33%
5	JT Hughes-Dowd	6	22.0	83.33%
7	N Sismey (M)	2	20.0	100.00%
8	S Gray	2	17.0	100.00%
9	D Turnbull	3	15.5	66.67%
10	S Goodlip (M)	4	15.0	66.67%
10	D Latham	2	15.0	69.23%
10	L Pateman	2	15.0	73.33%
13	G Peach (M)	1	13.0	66.67%
14	R Litherland	2	12.5	53.33%
15	C Bowles	3	12.0	42.86%
16	B Johnson (M)	0	11.0	66.67%
17	J Lawson	2	10.0	38.46%
17	R Lawson	2	10.0	46.15%
19	L Smith	3	8.0	28.57%
20	M Dutson	0	4.5	30.77%
21	H Smith	1	4.0	13.33%
22	A Turnbull	0	2.0	13.33%
22	S Smith	0	2.0	13.33%
24	A Woodhouse	0	0.0	86.67%
24	A Stevenson	0	0.0	80.00%
24	M Graham	0	0.0	100.00%
Pos	(Junior)	Wins	Points	Rate
1	JJ Hughes-Dowd	13	29.5	100.00%
2	J Woodhouse	2	22.0	86.67%
3	JT Hughes-Dowd	6	19.0	83.33%
4	J Graham	2	15.0	83.33%
5	T Stevenson	1	13.0	80.00%
6	J Lawson	1	7.5	46.15%
6	E Woodhouse	0	7.5	60.00%



Adult B – Phil (5<sup>th</sup>), winner Nick Sismey, Liam (7<sup>th</sup>) and Macaully in his best grid position and best finishing position, both 6<sup>th</sup>.



DHORC Championship 2024

Pos	Competitor Name (Adults)	Wins	09-Jan		30-Jan		20-Feb		12-Mar		09-Apr		30-Apr		14-May		04-Jun		25-Jul		Total Scores	Best (75%) Scores	Diff
			BRA F1	BRA GC	JAC F1	JAC GC	FIO GC	JAR F1	JAR GC	PUK F1	PUK GC	MIS F1	MIS GC	TR F1	TR GC	WG	WG	BRA F1	BRA GC				
1	A Smith (M)	8	28	50	42	49	33	48	33	48	50	38	50	34	46	34	46	50	43	647	647	185	
2	P Rees (M)	1	25	24	26	25	26	38	29	34	29	34	29	34	47	38	29	27	29	462	462	18	
3	N Sismey (M)	2	34	21	25	26	45	31	22	27	21	31	28	46	25	38	23	443	443	1			
4	JJ Hughes-Dowd	3	47	31	46	DNS	40	DNS	DNS	47	38	37	31	40	DNS	DNS	DNS	388	388	55			
5	S Goodlip (M)	1	26	29	27	39	35	DNS	DNS	DNS	39	31	DNS	31	36	31	45	369	369	19			
6	L Pateman	18	19	18	19	21	22	24	24	20	20	22	24	24	24	23	22	25	317	317	52		
7	S Gray (M)	22	23	21	23	22	23	25	27	DNS	DNS	24	27	23	22	26	25	310	310	7			
8	D Hughes-Dowd	23	27	28	27	29	28	31	DNS	DNS	28	27	25	DNS	DNS	DNS	DNS	298	298	12			
9	L Blacker	29	26	31	29	DNS	DNS	DNS	DNS	DNS	28	25	28	DNS	DNS	DNS	DNS	290	290	8			
10	G Peach (M)	41	34	DNS	34	28	36	38	DNS	DNS	DNS	DNS	DNS	28	31	DNS	DNS	270	270	20			
11	R Litherland	27	25	22	DNS	24	DNS	DNS	24	26	25	26	27	DNS	DNS	DNS	DNS	252	252	18			
12	D Turnbull	17	16	15	17	18	21	19	19	19	19	19	19	DNS	DNS	21	21	243	243	9			
13	A Woodhouse	DNS	DNS	DNS	21	20	24	28	21	23	24	DNS	DNS	DNS	DNS	28	26	238	238	5			
14	JT Hughes-Dowd	16	17	DNS	16	19	19	19	18	18	DNS	DNS	DNS	20	21	19	20	222	222	16			
15	A Stevenson	20	18	19	DNS	23	26	23	22	22	DNS	DNS	DNS	DNS	DNS	25	24	222	222	2			
16	B Johnson (M)	DNS	DNS	DNS	23	22	25	DNS	DNS	DNS	26	24	26	23	25	26	DNS	220	220	32			
17	D Latham	DNS	DNS	DNS	15	17	20	20	DNS	DNS	18	18	18	21	20	20	19	188	188	28			
18	M Graham	DNS	DNS	34	31	DNS	DNS	DNS	23	27	DNS	DNS	DNS	22	23	DNS	DNS	160	160	30			
19	C Bowles	DNS	DNS	17	18	DNS	27	26	DNS	DNS	20	22	DNS	DNS	DNS	DNS	DNS	130	130	21			
20	R Lawson	DNS	DNS	20	DNS	DNS	23	25	DNS	DNS	21	20	DNS	DNS	DNS	DNS	DNS	109	109	10			
21	J Lawson	DNS	DNS	24	24	DNS	DNS	DNS	DNS	DNS	DNS	DNS	DNS	DNS	DNS	24	27	99	99	13			
22	L Smith	DNS	DNS	16	20	DNS	DNS	DNS	DNS	DNS	DNS	DNS	DNS	DNS	DNS	22	28	86	86	17			
23	M Dutton	31	38	DNS	DNS	DNS	DNS	DNS	DNS	DNS	DNS	DNS	DNS	DNS	DNS	DNS	DNS	69	69	28			
24	A Turnbull	21	20	DNS	DNS	DNS	DNS	DNS	DNS	DNS	DNS	DNS	DNS	DNS	DNS	DNS	DNS	41	41	28			
25	S Smith	19	22	DNS	DNS	DNS	DNS	DNS	DNS	DNS	DNS	DNS	DNS	DNS	DNS	DNS	DNS	41	41	26			
25	H Smith	685	686	687	688	689	690	691	692	693	694	695	696	697	698	699	706	706	75%	75%	221		
1	JJ Hughes-Dowd	47	50	50	50	50	50	33	38	38	38	38	38	38	50	50	38	34	485	485	105		
2	J Woodhouse	41	38	38	34	38	38	28	28	31	31	DNS	DNS	38	34	29	34	380	380	8			
3	T Stevenson	34	34	DNS	28	31	28	31	28	31	46	34	34	48	DNS	DNS	34	47	372	372	59		
4	JT Hughes-Dowd	DNS	DNS	DNS	38	29	31	46	34	34	34	29	33	34	38	31	28	313	313	116			
5	J Graham	DNS	DNS	DNS	34	31	DNS	DNS	DNS	DNS	29	33	DNS	DNS	DNS	DNS	DNS	197	197	26			
6	J Lawson	DNS	DNS	DNS	34	31	DNS	DNS	DNS	DNS	29	29	DNS	DNS	DNS	DNS	DNS	171	171	75%			
7	E Woodhouse	DNS	DNS	DNS	27	29	29	29	29	29	29	29	29	29	29	29	29	29	171	171	26		
Pos	(Masters)	Wins	685	686	687	688	689	690	691	692	693	694	695	696	697	698	699	Total	Total	75%	75%	Diff	
1	A Smith (M)	4	1.0	2.0	1.5	2.0	0.5	2.0	3.0	1.0	2.0	1.5	2.0	3.0	2.0	2.0	2.0	1.5	26.0	26.0	1.0		
2	P Rees (M)	4	1.0	2.5	1.5	1.0	1.5	1.5	1.5	3.0	2.0	3.0	1.5	1.5	1.5	0.5	1.5	1.5	25.0	25.0	1.0		
3	N Sismey (M)	2	0.5	1.0	1.5	1.0	0.5	1.5	1.0	2.5	1.5	1.5	1.5	0.5	0.5	1.0	1.5	3.0	20.0	20.0	5.0		
4	S Gray (M)	2	0.5	1.0	0.5	1.0	2.5	1.0	0.5	1.5	1.5	1.0	0.5	0.5	2.5	1.5	1.0	1.0	17.0	17.0	3.0		
5	S Goodlip (M)	3	2.0	2.5	2.0	DNS	1.5	DNS	DNS	2.0	1.5	1.0	0.5	0.5	1.5	1.5	DNS	DNS	15.0	15.0	2.0		
6	G Peach (M)	1	1.5	1.5	0.5	1.5	DNS	DNS	DNS	1.0	1.0	1.0	1.5	DNS	DNS	3.0	0.5	13.0	13.0	2.0			
7	B Johnson (M)	1.5	0.5	1.0	DNS	1.5	1.5	1.5	1.0	1.0	1.0	DNS	DNS	DNS	DNS	1.0	0.5	11.0	11.0	2.0			
Pos	(Early Parents)	Wins	685	686	687	688	689	690	691	692	693	694	695	696	697	698	699	Total	Total	75%	75%	Diff	
1	A Woodhouse	10	17	16	15	17	18	21	19	19	19	19	19	DNS	DNS	21	21	243	243	21			
2	A Stevenson	3	16	17	DNS	16	19	19	18	18	DNS	DNS	DNS	20	21	19	20	222	222	34			
3	M Graham	1	DNS	DNS	DNS	15	17	20	20	DNS	DNS	18	18	21	20	20	19	188	188	18			
4	R Lawson	1	DNS	DNS	N/A	18	DNS	N/A	DNS	DNS	N/A	DNS	DNS	DNS	DNS	DNS	DNS	18	18	18	18	170	



**Adult A – Lee with his first win of the year and record 123<sup>rd</sup> career victory, Angus Smith (2<sup>nd</sup>), Geoff Peach in his 2,548<sup>th</sup> and final DHORC race (4<sup>th</sup>) and Nick (3<sup>rd</sup>).**



DHORC Final Challenge 2024

Pos	Competitor Name (Adult)	Wins	BRA F1	BRA GC	JAC F1	FIO GC	JAR F1	PUK F1	PUK GC	MIS F1	MIS GC	TR F1	TR GC	WG F1	WG GC	BRA F1	BRA GC	Results		
			09-Jan	09-Jan	30-Jan	20-Feb	12-Mar	09-Apr	09-Apr	30-Apr	30-Apr	14-May	14-May	04-Jun	04-Jun	25-Jun	25-Jun	15	15	(33) Points
1	JJ Hughes-Dowd	13	7.0	0.5	1.0	1.5	8.0	2.5	1.0	2.5	0.5	2.5	5.0	2.0	1.0	1.5	1.5	1.5	38.0	100.00%
2	A Smith (M)	9	1.0	2.0	1.5	2.0	0.5	2.0	2.0	1.0	2.0	1.5	2.0	3.0	2.0	2.0	2.0	1.5	26.0	100.00%
3	P Rees (M)	4	1.0	2.5	1.5	1.0	1.5	1.5	1.5	3.0	3.0	2.0	3.0	1.5	1.5	0.5	1.5	1.5	25.0	100.00%
4	D Hughes-Dowd	3	3.0	1.5	0.5	1.5	1.0	3.0	0.5	DNS	DNS	2.5	5.0	1.5	1.0	1.5	1.0	1.0	23.5	86.67%
5	L Blacker	6	1.5	2.5	1.0	2.5	1.5	1.0	6.5	1.0	1.0	2.5	1.0	DNS	DNS	DNS	DNS	DNS	22.0	73.33%
5	JT Hughes-Dowd	6	DNS	DNS	2.5	1.5	1.5	0.5	1.0	2.5	3.5	1.5	0.5	DNS	DNS	5.0	3.5	3.5	22.0	83.33%
7	N Simey (M)	2	0.5	1.0	1.5	1.0	0.5	1.5	1.0	2.5	1.5	1.5	1.5	0.5	1.0	1.5	3.0	2.0	20.0	100.00%
8	S Gray	2	0.5	1.0	0.5	1.0	2.5	1.0	0.5	1.5	1.5	1.0	0.5	0.5	2.5	1.5	1.0	1.0	17.0	100.00%
9	D Turnbull	3	0.5	1.0	3.0	DNS	0.5	DNS	DNS	0.5	1.5	1.0	1.5	3.5	2.5	DNS	DNS	DNS	15.5	66.67%
10	S Goodlip (M)	4	2.0	2.5	2.0	DNS	1.5	DNS	DNS	2.0	1.5	1.0	0.5	0.5	1.5	DNS	DNS	DNS	15.0	66.67%
10	D Latham	2	DNS	DNS	1.5	1.0	1.0	DNS	DNS	3.5	2.5	1.5	1.5	1.0	1.5	DNS	DNS	DNS	15.0	69.23%
10	L Pateman	2	1.5	1.5	2.5	1.5	1.0	DNS	DNS	1.5	0.5	DNS	DNS	1.5	1.0	0.5	2.0	1.5	15.0	73.33%
13	G Peach (M)	1	1.5	1.5	0.5	1.5	DNS	DNS	DNS	1.0	1.0	1.0	1.5	DNS	DNS	3.0	0.5	0.5	13.0	66.67%
14	R Litherland	2	1.5	1.0	DNS	1.0	1.0	1.0	1.5	DNS	DNS	DNS	DNS	3.0	2.5	DNS	DNS	DNS	12.5	53.33%
15	C Bowles	3	DNS	DNS	3.0	2.5	DNS	DNS	1.5	2.5	DNS	DNS	DNS	1.0	1.5	DNS	DNS	DNS	12.0	42.86%
16	B Johnson (M)	1	1.5	0.5	1.0	DNS	1.5	1.5	1.0	1.0	1.0	DNS	DNS	DNS	DNS	1.0	0.5	0.5	11.0	66.67%
17	J Lawson	2	DNS	DNS	3.5	DNS	DNS	1.5	1.0	DNS	DNS	2.5	1.5	DNS	DNS	DNS	DNS	DNS	10.0	38.46%
17	R Lawson	2	DNS	DNS	1.5	0.0	DNS	2.5	1.5	DNS	DNS	1.5	3.0	DNS	DNS	DNS	DNS	DNS	10.0	46.15%
19	L Smith	3	DNS	DNS	2.5	DNS	DNS	DNS	DNS	DNS	DNS	DNS	DNS	DNS	DNS	0.5	2.5	2.5	8.0	28.57%
20	M Dutton	DNS	DNS	DNS	1.0	1.5	DNS	DNS	DNS	DNS	DNS	DNS	DNS	DNS	DNS	1.0	1.0	1.0	4.5	30.77%
21	H Smith	1	1.0	3.0	DNS	DNS	DNS	DNS	DNS	DNS	DNS	DNS	DNS	DNS	DNS	DNS	DNS	DNS	4.0	13.33%
22	A Turnbull	0.5	0.5	1.5	DNS	DNS	DNS	DNS	DNS	DNS	DNS	DNS	DNS	DNS	DNS	DNS	DNS	DNS	2.0	13.33%
22	S Smith	0.5	1.5	DNS	DNS	DNS	DNS	DNS	DNS	DNS	DNS	DNS	DNS	DNS	DNS	DNS	DNS	DNS	2.0	13.33%
24	A Woodhouse	0.0	0.0	0.0	0.0	0.0	0.0	0.0	0.0	0.0	0.0	0.0	0.0	DNS	DNS	0.0	0.0	0.0	0.0	86.67%
24	A Stevenson	0.0	0.0	DNS	0.0	0.0	0.0	0.0	0.0	0.0	0.0	DNS	DNS	0.0	0.0	0.0	0.0	0.0	0.0	80.00%
24	M Graham	DNS	DNS	DNS	0.0	0.0	0.0	0.0	0.0	0.0	0.0	0.0	0.0	0.0	0.0	0.0	0.0	0.0	0.0	100.00%
<b>Pos</b>	<b>(Junior)</b>	<b>Wins</b>	<b>695</b>	<b>696</b>	<b>687</b>	<b>688</b>	<b>689</b>	<b>690</b>	<b>691</b>	<b>692</b>	<b>693</b>	<b>694</b>	<b>695</b>	<b>696</b>	<b>697</b>	<b>698</b>	<b>699</b>	<b>699</b>	<b>Points</b>	<b>Rate</b>
1	JJ Hughes-Dowd	13	2.0	2.0	2.0	2.0	2.0	2.0	2.5	2.0	2.0	2.0	1.5	2.0	2.0	2.0	1.5	1.5	29.5	100.00%
2	J Woodhouse	2	1.5	1.5	1.5	1.0	1.5	1.5	1.5	1.5	1.5	3.0	3.0	DNS	DNS	1.5	3.0	3.0	22.0	86.67%
3	JT Hughes-Dowd	6	DNS	DNS	DNS	3.5	1.5	0.5	2.0	3.0	1.0	0.5	2.0	DNS	DNS	3.0	2.0	2.0	19.0	83.33%
4	J Graham	2	DNS	DNS	DNS	1.5	3.0	1.5	0.5	DNS	DNS	3.0	1.5	1.0	1.5	0.5	1.0	1.0	15.0	83.33%
5	T Stevenson	1	1.0	1.0	DNS	1.0	0.5	1.0	1.0	0.5	2.5	DNS	DNS	1.5	1.0	1.5	0.5	0.5	13.0	80.00%
6	J Lawson	1	DNS	DNS	1.0	0.5	DNS	3.0	1.0	DNS	DNS	1.5	0.5	DNS	DNS	DNS	DNS	DNS	7.5	46.15%
6	E Woodhouse	DNS	DNS	DNS	DNS	DNS	DNS	0.5	1.5	1.5	1.5	DNS	DNS	DNS	DNS	1.0	1.5	1.5	7.5	60.00%
<b>Turn Up Rates</b>			100.00%	100.00%	78.57%	78.13%	68.75%	66.67%	66.67%	66.67%	66.67%	63.64%	63.64%	51.52%	51.52%	63.64%	63.64%	63.64%	<b>AVE</b>	<b>68.32%</b>



# BRASILIA

Y N SISMEI  
 G A SMITH  
 R L PATZEMAN  
 B P REES

Y S GRAY Y  
 G B JOHNSON G G PEACH  
 R A WOODHOUSE R L SMITH  
 B D HUGHES-DOWD B M MONTSON

Y  
 G  
 R  
 B

Y M GRAHAM Y J WOODHOUSE  
 G A STEVENSON G JJ HUGHES-DOWD  
 R T STEVENSON R E WOODHOUSE  
 B J GRAHAM B JT HUGHES-DOWD

	F1	GC
A	1 ANGUS	1 LEE
	2 JJ	2 ANGUS
	3 GEOFF	3 NICH

J	1 JJ	1 JT
	2 JARSON	2 JJ
	3 JT	3 JARSON

# Members' Statistics

## ADULT STATISTICS 1992-2024 - AFTER DHORC 699

Sheet 1 of 5 (Note: Highlighted Names are Current 2024 Members, CS = Best Consecutive Results)

MEETINGS (Junior & Adult) ATTENDED			RACES (Junior & Adult) COMPLETED			DRIVER RANKING			FINALS WON			
Pos	ADULT (1st Race)	No	Pos	ADULT	No	Pos	ADULT	SCORE	Pos	ADULT	No	CS
1	P REES (07Jul92)	682	1	P REES	3,886	1	* A SMITH	1.913	1	L PATEMAN	281	(5)
2	N SISMEY (07Jul92)	646	2	N SISMEY	3,568	2	* S GOODLIP	2.275	2	P REES	249	(3)
3	L PATEMAN (01Sep92)	603	3	L PATEMAN	3,382	3	* J SISMEY	2.750	3	S GOODLIP	181	(4)
4	G PEACH (07Jan97)	457	4	G PEACH	2,548	4	* W LANDER	2.838	4	N SISMEY	177	(2)
5	S GOODLIP (01Jun93)	394	5	P BARBER	2,102	5	* L PATEMAN	3.200	5	M CHADWICK	117	(3)
6	P BARBER	363	6	S GOODLIP	2,088	6	* M CHADWICK	3.813	6	J SISMEY	103	(4)
7	A McPEAKE	299	7	A BULLOCK	1,802	7	* J TAGUE	4.538	7	G PEACH	102	(2)
8	A BULLOCK	292	8	A McPEAKE	1,658	8	* R LITHERLAND	4.788	8	L SMITH	91	(3)
9	M CHADWICK	287	9	R MASTERS	1,598	9	* T MEASHAM	5.113	9	A SMITH	91	(5)
10	R MASTERS	280	10	M CHADWICK	1,537	10	* J NEALE	5.200	10	D McPEAKE	77	(2)
11	N LAMBERT	269	11	C ROYTHORNE	1,513	11	* N SISMEY	5.588	11	A McPEAKE	66	(2)
12	C ROYTHORNE	249	12	N LAMBERT	1,479	12	* A TURNBULL	5.725	11	A BULLOCK	66	(2)
13	D McPEAKE	245	13	D McPEAKE	1,366	13	* P REES	5.838	13	J TAGUE	64	(2)
14	R SEAMAN	235	14	L SMITH (1,680)	1,328	14	* K LYE	6.063	14	N LAMBERT	61	(2)
15	L SMITH (29May07) (275)	220	15	R SEAMAN	1,313	15	* C BOWLES	6.313	14	M ALLSOPP	61	(3)
16	D TURNBULL (07Nov13)	218	16	J SISMEY (1,957)	1,303	16	* C ROYTHORNE	6.350	16	R SEAMAN	60	(2)
17	J SISMEY (331)	211	17	M ALLSOPP	1,265	17	* G PEACH	6.438	17	W LANDER	56	(2)
18	M ALLSOPP	203	18	D TURNBULL	1,150	18	* D GARBETT	6.450	18	C ROYTHORNE	55	(2)
19	A SMITH (07Jul92)	196	19	J LAMB	1,048	19	* A McPEAKE	6.488	19	R MASTERS	54	(2)
20	J LAMB	179	20	S ANAND	976	20	* R SEAMAN	6.550	20	S ANAND	53	(3)
21	P LEVERS	166	21	P LEVERS	957	21	* R BLAKE	7.125	21	J LAMB	49	(3)
22	J TAGUE	165	22	J LYMER	948	22	* T CHADWICK	7.250	22	P LEVERS	48	(2)
23	S ANAND	154	23	A SMITH	947	22	* S ANAND	7.250	23	A HOLLIDAY	43	(3)
24	J LYMER	146	24	J TAGUE	858	24	* A BULLOCK	7.438	24	I BRENTNALL	41	(3)
25	D EDWARDS	139	25	K ALCOCK	848	25	* M ALLSOPP	7.488	24	P BARBER	41	(2)
26	K ALCOCK	131	26	D EDWARDS	801	26	* L BLACKER	7.788	26	L BLACKER	40	(3)
27	C BOWLES (28Mar95) (205)	129	27	G WESTON	682	27	* JJ HUGHES-DOWD	8.063	27	J LYMER	38	(2)
28	A HOLLIDAY	123	28	A HOLLIDAY	679	28	* R CROSSLAND	8.175	28	D TURNBULL	34	(3)
29	L EDWARDS	116	29	W LANDER	661	29	* D McPEAKE	8.563	29	G WESTON	33	(2)
30	S SMITH	115	30	R LAWSON	656	30	* L SMITH	8.700	29	C BOWLES	33	(2)
30	S GRAY (10Apr18)	115	31	L EDWARDS	654	31	* D BRENTNALL	8.838	31	K ALCOCK	30	(3)
32	G WESTON	113	32	J HOLMES	639	32	* K PAYNE	8.850	32	D EDWARDS	29	(2)
33	R LAWSON (03Mar15)	111	33	C BOWLES (1,018)	616	33	* J ROYTHORNE	8.938	32	D GARBETT	29	(2)
34	C HENRY	109	34	S SMITH	581	34	* J LEVERS	9.063	32	A TURNBULL	29	(2)
34	D GARBETT	109	35	C HENRY	552	35	* A DAVIES	9.138	35	B JOHNSON	28	(3)
34	B JOHNSON (29Mar94)	109	36	B JOHNSON	549	36	* P LEVERS	9.188	36	R BLAKE	26	(2)
37	W LANDER	104	37	D GARBETT	523	37	* J LYMER	9.288	37	D BRENTNALL	25	(5)
38	J HOLMES	98	38	I BRENTNALL	511	38	* D TURNBULL	9.675	37	M ROGERS	25	(3)
39	I BRENTNALL	94	39	S GRAY	499	39	* S PANK	9.775	37	J HOLMES	25	
40	L BLACKER (30Apr19)	92	40	R CROSSLAND	456	40	* D PASSELL	9.850	40	J NEALE	24	(2)
41	T DINGLEY	87	41	T DINGLEY	455	41	* J LAMB	10.063	40	JJ HUGHES-DOWD	24	(4)
42	A TURNBULL (238)	86	42	J ROYTHORNE	432	42	* T DINGLEY	10.125	42	J LEVERS	22	(3)
43	R CROSSLAND	81	43	L BLACKER	400	43	* I BRENTNALL	10.325	42	R CROSSLAND	22	(2)
44	A STAMPER	76	44	R BLAKE	383	44	* M KNIGHTON	10.363	44	S MINNIS	21	(3)
45	S PANK	69	45	A TURNBULL (1,287)	382	45	* G WESTON	10.375	44	S PANK	21	(2)
45	J ROYTHORNE	69	46	A STAMPER	366	46	* D EDWARDS	10.438	44	T DINGLEY	21	
47	S MINNIS	67	47	S PANK	364	47	* M ROGERS	10.463	47	J ROYTHORNE	20	(2)
48	R BLAKE	62	48	J LITHERLAND	362	48	* D HUGHES-DOWD	10.563	48	C HENRY	19	
48	J LITHERLAND	62	49	S MINNIS	356	49	* D LATHAM	10.613	48	R LITHERLAND	19	(2)
50	J NEALE	60	50	J LEVERS	322	50	* S MINNIS	11.400	50	A FEARN	18	(2)

(Driver Ranking = Average Position in Qualifying, Final Position, Fastest Lap & Race Laps Over Last 20 club nights)

## ADULT STATISTICS 1992-2024 - AFTER DHORC 699

Sheet 2 of 5 (Note: Highlighted Names are Current 2024 Members, CS = Best Consecutive Results)

MEETINGS (Junior & Adult) ATTENDED			RACES (Junior & Adult) COMPLETED			DRIVER RANKING			FINALS WON			
Pos	ADULT (1st Race)	No	Pos	ADULT	No	Pos	ADULT	SCORE	Pos	ADULT	No	CS
51	M ROGERS	57	51	A FEARN (380)	319	51	* B JOHNSON	11.800	51	S LANDER	14	(2)
52	R LJATHERLAND (21May13) (206)	56	52	J NEALE	318	52	* J HOLMES	12.350	51	S GRAY	14	
53	J LEVERS	53	53	M ROGERS	308	53	* A HOLLIDAY	12.463	53	T CHADWICK	13	(2)
54	G SCHULE	52	54	M MARTINEZ	289	54	* K ALCOCK	12.613	54	J HITCHCOCK	12	(2)
55	A FEARN	49	55	K LYE	263	55	* A FEARN	12.625	54	P FOXLEY	12	(2)
55	M MARTINEZ	49	56	G SCHULE	258	56	* M STURGESS	12.675	54	R LAWSON	12	
57	D OLIVER	45	57	C BULLOCK (639)	248	57	* A WOODHOUSE	12.763	57	T MEASHAM	11	
57	JJ HUGHES-DOWD (18Oct22) (9)	45	58	D BRENTNALL	225	58	* N LAMBERT	12.950	57	S SMITH	11	
59	D HUGHES-DOWD (18Oct22)	44	58	T CHADWICK (999)	225	59	* P FOXLEY	12.963	57	H SMITH	11	
60	D WALKER	42	60	D OLIVER	216	60	* H SMITH	13.138	60	D WALKER	10	
60	K LYE	42	61	D WALKER	212	61	* J LAWSON	13.188	60	D PASSELL	10	(2)
62	D BRENTNALL	41	62	A DAVIES	211	62	* G SCHULE	13.238	60	L EDWARDS	10	
63	A THOMPSON	39	63	R LJATHERLAND (1,126)	209	63	* J TETLEY	13.313	63	S DUNN	9	(2)
64	M KNIGHTON	36	64	T MEASHAM (758)	208	64	* A STEVENSON	13.463	63	K LYE	9	
64	T CHADWICK (183)	36	65	M KNIGHTON	206	65	* S GRAY	13.538	63	D HUGHES-DOWD	9	
64	C BULLOCK (102)	36	66	J CHELL	202	66	* C HENRY	13.763	66	G LAMBERT	8	(4)
64	A WOODHOUSE (09Aug22)	36	67	D PASSELL	191	67	* D GREEN	13.850	66	J LITHERLAND	8	
68	S DUNN	35	68	S DUNN	183	68	* R LAWSON	13.900	66	C COOPER	8	
68	A STEVENSON (18Oct22)	35	69	A THOMPSON	179	69	* S SMITH	13.950	69	R CHADWICK	7	(2)
70	D PASSELL	34	70	P FOXLEY	172	70	* M DUTSON	14.075	69	A DAVIES	7	
70	A DAVIES	34	71	G LAMBERT	168	71	* J LITHERLAND	14.125	69	D LATHAM	7	
72	T MEASHAM (126)	33	72	M STURGESS	163	72	* A STAMPER	14.300	69	J LAWSON	7	
73	G LAMBERT	32	73	S SUMNER	157	73	* R MASTERS	14.325	73	M JUBB	6	
73	P FOXLEY	32	73	D HUGHES-DOWD	157	74	* M HOLLAND	14.375	73	A STAMPER	6	
75	J CHELL	30	75	B BRUCE	148	75	* N CHATTLE	14.488	73	C BULLOCK	6	
76	M STURGESS	29	76	R CHADWICK	146	76	* B BRUCE	14.563	73	K PAYNE	6	
77	M DUTSON (15Mar22)	28	77	J TETLEY	143	77	* L EDWARDS	14.800	73	J TETLEY	6	(2)
78	R HITCHCOCK	27	78	K PAYNE	140	78	* C BULLOCK	15.138	73	T BALDOCK	6	
78	R CHADWICK	27	79	R HITCHCOCK	138	79	* D OLIVER	15.688	73	JT HUGHES-DOWD	6	(2)
78	D LATHAM (21Feb23)	27	80	M HOLLAND	129	80	* S DUNN	15.963	80	C SCHOFIELD	5	(2)
81	S SUMNER	26	81	J HITCHCOCK	127	81	* A THOMPSON	16.063	80	AJ McPEAKE	5	(2)
82	B BRUCE	25	82	C SCHOFIELD	124	82	* G LAMBERT	16.175	80	I HOLLAND	5	
83	C STANNARD	24	83	A STEVENSON	123	83	* S SUMNER	16.425	80	M TANSLEY	5	
83	H SMITH (137)	24	84	I HOLLAND	120	84	* M MARTINEZ	16.763	80	D OLIVER	5	
85	I HOLLAND	23	84	D GREEN	120	85	* J CHELL	17.138	80	D GREEN	5	
85	J HITCHCOCK	23	86	N CHATTLE	119	86	* C STANNARD	17.325	80	J CHELL	5	
85	C SCHOFIELD	23	86	A WOODHOUSE	119	87	* R HITCHCOCK	18.063	80	R JAMES	5	
85	D GREEN	23	88	S LANDER	118	88	* C SCHOFIELD	18.113	88	S REVITT	4	(2)
85	M HOLLAND	23	88	C STANNARD	118	89	* D WALKER	18.163	88	R HITCHCOCK	4	
85	K PAYNE	23	90	T HAGUES	111	90	* P BARBER	18.938	88	M KNIGHTON	4	
91	J TETLEY	21	91	R JAMES	105	91	* J HITCHCOCK	21.388	88	M STURGESS	4	
92	N CHATTLE	20	92	D LATHAM	104	92	* R CHADWICK	22.013	88	M BLOOD	4	
92	J LAWSON (18Aug15) (100)	20	93	C CARRINGTON	100	93	* I HOLLAND	22.288	93	S PATCHING	3	
94	M JUBB	19	94	M JUBB	99	N/A	T BALDOCK	2.583	93	C NORRIS	3	
95	C CARRINGTON	18	95	C BRADFORD	97	N/A	S REVITT	3.792	93	J HENRY	3	
95	T HAGUES	18	96	P MELLOR	93	N/A	S LANDER	4.485	93	C CARRINGTON	3	
97	N MAFFIN	17	97	M DUTSON	88	N/A	AJ McPEAKE	6.659	93	A HUGHES	3	
97	S LANDER	17	98	N MAFFIN	82	N/A	A HUGHES	6.792	93	M HOLLAND	3	
97	P MELLOR	17	99	P COCKBILL	81	N/A	S WHITE	8.000	93	C STANNARD	3	
97	C BRADFORD	17	100	D LEVERTON	75	N/A	C SLATER	9.250	100	H VD HEUVEL	2	(2)

## ADULT STATISTICS 1992-2024 - AFTER DHORC 699

Sheet 3 of 5 (Note: Highlighted Names are Current 2024 Members, CS = Best Consecutive Results)

MEETINGS (Junior & Adult) ATTENDED			RACES (Junior & Adult) COMPLETED			DRIVER RANKING			FINALS WON			
Pos	ADULT (1st Race)	No	Pos	ADULT	No	Pos	ADULT	SCORE	Pos	ADULT	No	CS
97	C COOPER	17	101	M TANSLEY	73	N/A	L BOWLES	10.357	100	J KELLY	2	
102	P COCKBILL	16	102	YAN SHEN	68	N/A	S SIDDANS	10.417	100	C SLATER	2	(2)
103	R JAMES	15	103	J KELLY	67	N/A	J KELLY	10.500	100	YAN SHEN	2	
104	M TANSLEY	14	104	JJ HUGHES-DOWD (232)	66	N/A	J HENRY	11.000	100	I HALL	2	
104	L BOWLES (92)	14	105	S REVITT	63	N/A	F HOLMES	11.194	100	S SUMNER	2	
106	J KELLY	13	106	M WATTS (130)	61	N/A	C COOPER	11.500	100	B BRUCE	2	
106	D LEVERTON	13	106	C COOPER	61	N/A	JT HUGHES-DOWD	11.550	100	C BRADFORD	2	
108	S REVITT	12	108	J McDONALD (98)	60	N/A	M BLOOD	11.639	100	M MARTINEZ	2	
108	P PURKIS	12	109	M BLOOD	58	N/A	C ATKINSON	12.125	100	L BOWLES	2	
108	M WATTS (25)	12	109	W BLURTON	58	N/A	J MELLOR	12.650	100	A WOODHOUSE	2	
108	T STACEY	12	109	F HOLMES (827)	58	N/A	A DOBBINS	12.925	111	R GILLARD	1	
112	AJ McPEAKE (76)	11	112	I HALL	57	N/A	P WRIGHT	13.250	111	D ROYTHORNE	1	
112	YAN SHEN	11	112	T STACEY	57	N/A	T STACEY	13.271	111	P COCKBILL	1	
114	R GILLARD	10	114	T CASH	54	N/A	M GRAHAM	13.450	111	J JOHNSON	1	
114	A DOBBINS	10	115	N WRIGHT	52	N/A	P ZIMMERMAN	13.500	111	G SCHULE	1	
114	I HALL	10	116	AJ McPEAKE (376)	50	N/A	M TANSLEY	13.500	111	M WATTS	1	
114	J McDONALD (16)	10	116	T BALDOCK	50	N/A	L COPLEY	13.500	111	B GEBAUERS	1	
114	JT HUGHES-DOWD (20Feb24) (2)	10	118	R GILLARD	49	N/A	N WRIGHT	13.556	111	G CLARK	1	
114	M GRAHAM (20Feb24)	10	118	A DOBBINS	49	N/A	C WILKINSON	14.083	111	L COPLEY	1	
120	N WRIGHT	9	118	D KENNING	49	N/A	C CARRINGTON	14.111	111	A DOBBINS	1	
120	M BLOOD	9	121	P PURKIS	47	N/A	K JEFFRIES	14.688	111	C WILKINSON	1	
120	T BALDOCK	9	122	A LEE	46	N/A	Da BUCKLEY	14.844	111	R HILL	1	
120	T CASH	9	122	Z MIDDLETON	46	N/A	S ALLDREAD	14.917	111	N CHATTLE	1	
120	F HOLMES (139)	9	124	Da BUCKLEY	43	N/A	B COOK	15.000	111	C ATKINSON	1	
125	C NORRIS	8	125	A HUGHES (414)	42	N/A	J FLETCHER	15.125	111	A THOMPSON	1	
125	Da BUCKLEY	8	125	H SMITH (637)	42	N/A	W BLURTON	15.438	111	A LEE	1	
125	W BLURTON	8	127	P WRIGHT	40	N/A	R HEATON	15.500	111	D LLOYD	1	
125	D KENNING	8	128	G CLARK	39	N/A	R GILLARD	15.575	111	Z MIDDLETON	1	
129	S PATCHING	7	129	S PATCHING	38	N/A	R JAMES	15.617	111	T STACEY	1	
129	G CLARK	7	129	C NORRIS	38	N/A	G CLARK	15.750	111	F HOLMES	1	
129	J HENRY (134)	7	131	J HENRY (695)	37	N/A	L HENDERSON	15.750	111	J McDONALD	1	
129	R HILL	7	132	C WILKINSON	35	N/A	A LEE	15.833				
129	L ELMORE	7	132	YUAN ZHI	35	N/A	D LEVERTON	15.846				
134	D HARROP	6	132	L ELMORE	35	N/A	R SPENCER	15.850				
134	D HART	6	132	J LAWSON (438)	35	N/A	YUAN ZHI	15.875				
134	P WRIGHT	6	136	M GRAHAM	34	N/A	R HILL	16.071				
134	C WILKINSON	6	137	D BUCKLEY	33	N/A	S KERR	16.083				
134	A HUGHES (67)	6	138	R HILL	32	N/A	P COCKBILL	16.156				
134	Ch HOLLAND	6	139	D HART	30	N/A	D LLOYD	16.167				
134	D BUCKLEY	6	139	D HARROP	30	N/A	S PATCHING	16.179				
134	YUAN ZHI	6	139	Ch HOLLAND	30	N/A	Z MIDDLETON	16.250				
134	A LEE	6	142	St BOWMAN	29	N/A	J McDONALD	16.375				
134	Z MIDDLETON	6	142	C BLURTON	29	N/A	D KENNING	16.469				
134	S KERR	6	144	R SPENCER	28	N/A	L HAYMES	16.500				
145	R SPENCER	5	145	C ATKINSON	27	N/A	M WATTS	16.625				
145	J MELLOR (87)	5	146	K JEFFRIES	26	N/A	C NORRIS	16.714				
145	C BLURTON	5	147	L COPLEY	25	N/A	T CASH	16.889				
148	B GEBAUERS	4	147	D LLOYD	25	N/A	G HADDON	17.000				
148	C ROBINSON	4	149	S SIDOONS	23	N/A	D HARROP	17.500				
148	S HENDRY	4	150	S KERR	22	N/A	St BOWMAN	17.500				



## JUNIOR STATISTICS 1992-2024 - AFTER DHORC 699

Sheet 1 of 4 (Note: Highlighted Names are Current 2024 Members, CS = Best Consecutive Results)

MEETINGS ATTENDED			RACES COMPLETED			DRIVER RANKING			FINALS WON			
Pos	JUNIOR (1st Race)	No	Pos	JUNIOR	No	Pos	JUNIOR	SCORE	Pos	JUNIOR	No	CS
1	A TURNBULL	152	1	R LITHERLAND	917	1	* L SMITH	1.113	1	R LITHERLAND	61	(5)
1	R LITHERLAND	152	2	A TURNBULL	905	2	* A HUGHES	1.175	2	J HENRY	59	(3)
3	T CHADWICK	147	3	L TURNBULL	807	3	* AJ McPEAKE	1.275	3	A HALL	56	
4	L TURNBULL	133	4	T CHADWICK	774	4	* J MELLOR	1.400	3	A TURNBULL	56	(2)
5	F HOLMES	130	5	F HOLMES	769	5	* JJ HUGHES-DOWD	1.425	5	T CHADWICK	51	
6	G REYES-ENGLAND	128	6	G REYES-ENGLAND	766	6	* J HENRY	1.438	6	J SISMEY	47	
7	J HENRY	127	7	J HENRY	658	7	* A HALL	1.475	7	L BOWLES	40	
8	J SISMEY	120	8	J SISMEY	654	8	* R LITHERLAND	1.600	8	H SMITH	37	(2)
9	H SMITH	113	9	Z ROYTHORNE	602	9	* L BOWLES	1.613	9	J MELLOR	36	
10	R REES	103	10	H SMITH	595	10	* T MEASHAM	1.638	10	L SMITH	33	
11	Z ROYTHORNE	100	11	T MEASHAM	590	11	* A TURNBULL	1.863	11	P CONNALLY	32	(2)
12	P CONNALLY	95	12	L BROOKS	539	12	* T CHADWICK	1.825	12	M MINNIS	31	(2)
13	C BRENTNALL	94	13	B ROYTHORNE	504	13	* J SISMEY	1.838	12	A HUGHES	31	
14	T MEASHAM	93	14	P CONNALLY	500	14	* M MINNIS	2.000	14	AJ McPEAKE	30	(2)
15	B ROYTHORNE	84	15	A HALL	490	15	* J PATEMAN	2.025	14	C BRENTNALL	30	(2)
16	L BROOKS	83	16	C BRENTNALL	486	16	* P CONNALLY	2.175	14	J PATEMAN	30	
17	J MELLOR	82	17	J MELLOR	481	17	* C BRENTNALL	2.275	14	G REYES-ENGLAND	30	
18	A HALL	80	18	R REES	467	18	* C BULLOCK	2.300	18	C BOWLES	28	
18	J LAWSON (18Aug15)	80	19	J PATEMAN	428	19	* C BOWLES	2.313	18	L TURNBULL	28	(2)
20	C BOWLES	78	20	J LAWSON	403	20	* J WOODHOUSE	2.550	20	F HOLMES	26	
20	L BOWLES	78	21	C BOWLES	402	21	* K ASHWORTH	2.613	21	B ROYTHORNE	25	(2)
22	T PANK	74	22	C BULLOCK	391	22	* N GULL	2.763	21	Z ROYTHORNE	25	(3)
23	J PATEMAN	71	23	K LEVERS	381	23	* T PANK	2.800	21	JJ HUGHES-DOWD	25	
24	M MINNIS	68	24	T PANK	378	24	* J LAWSON	2.888	24	R REES	24	
25	C BULLOCK	66	25	A HUGHES	372	25	* H SMITH	2.975	25	J STEVENSON	23	
25	K LEVERS	66	25	Ca HOLLAND	372	26	* Z ROYTHORNE	3.038	25	T MEASHAM	23	(3)
27	AJ McPEAKE	65	27	J MARTINEZ	369	27	* K LEVERS	3.125	27	J LAWSON	22	(2)
28	A HUGHES	61	28	L BOWLES	353	28	* K ALI	3.188	28	L BROOKS	21	(2)
28	Ca HOLLAND	61	29	L SMITH	352	29	* L TURNBULL	3.238	29	T PANK	20	
30	J MARTINEZ	59	29	M LITHERLAND	352	30	* B ROYTHORNE	3.250	30	K LEVERS	15	
31	L SMITH	55	31	M MINNIS	343	31	* P WALKER	3.325	31	D BARKER	14	
32	J STEVENSON	54	32	AJ McPEAKE	326	32	* J THOMPSON	3.400	31	M LITHERLAND	14	
33	M LITHERLAND	53	33	B BROOKS	325	33	* J LISTER	3.700	33	J MARTINEZ	13	
34	D BARKER	51	34	D PAUL	308	34	* T GREEN	3.725	34	C DAVENPORT	12	
34	B BROOKS	51	35	L CHADWICK	277	35	* P MARTIN	3.763	34	K ALI	12	
36	D PAUL	49	36	J STEVENSON	276	35	* R COOK	3.763	34	D PAUL	12	(2)
36	JJ HUGHES-DOWD (18Oct22)	49	37	D BARKER	266	37	* C DAVENPORT	3.775	37	M McNULTY	10	
38	S SCHULE	47	38	P MARTIN	263	38	* S SLATER	3.813	37	P MARTIN	10	
38	L CHADWICK	47	39	S BOWMAN	244	39	* K SCHOFIELD	3.888	37	S BOWMAN	10	
40	P WALKER	46	40	P WALKER	236	40	* K COOK	4.050	40	G HADDON	9	
41	P MARTIN	45	41	S SCHULE	234	40	* T STEVENSON	4.050	40	T GREEN	9	
42	J LISTER	41	41	J LISTER	234	42	* F HOLMES	4.250	40	N GULL	9	
42	S BOWMAN	41	43	J HAGUES	221	43	* G HADDON	4.500	40	M BRADLEY	9	
44	J HAGUES	38	44	R COOK	197	44	* E HENRY	4.650	40	J THOMPSON	9	
45	T STEVENSON (18Oct22)	37	45	M BRADLEY	194	45	* G REYES-ENGLAND	4.738	45	K SCHOFIELD	8	
46	J WOODHOUSE (09Aug22)	36	46	D JACKSON	190	46	* A OXSPRING	4.750	45	L CHADWICK	8	
47	K ALI	30	47	I BRADLEY	189	47	* R REES	4.800	45	C BULLOCK	8	
48	M McNULTY	29	48	K ALI	185	48	* M BRADLEY	4.900	45	B BROOKS	8	(2)
48	J BULLOCK	29	48	E JACKSON	185	49	* D BARKER	5.038	45	Ca HOLLAND	8	
48	R COOK	29	50	N BRADFORD	172	50	* J STEVENSON	5.125	45	H TAYLOR	8	

(Driver Ranking = Average Position in Qualifying, Final Position, Fastest Lap & Race Laps Over Last 20 club nights)

## JUNIOR STATISTICS 1992-2024 - AFTER DHORC 699

Sheet 2 of 4 (Note: Highlighted Names are Current 2024 Members, CS = Best Consecutive Results)

MEETINGS ATTENDED		RACES COMPLETED		DRIVER RANKING		FINALS WON					
Pos	JUNIOR (1st Race)	No	Pos	JUNIOR	No	Pos	JUNIOR	No	CS		
48	A OXSPRING	29	51	A BRADFORD	169	51	* R HUGHES	5.275	51	R LEY	7
48	I BRADLEY	29	52	JJ HUGHES-DOWD	166	52	* E WOODHOUSE	5.413	51	A CHATTLE	7
48	M BRADLEY	29	53	M SEO	163	53	* J ELMORE	5.600	51	A BRADFORD	7
48	D JACKSON	29	53	K COOK	163	53	* J MARTINEZ	5.600	54	S SLATER	6 (2)
55	C DAVENPORT	28	53	A OXSPRING	163	55	* M SEO	5.675	54	P WALKER	6 (2)
55	E HENRY	28	53	S ROYTHORNE	163	56	* A CHATTLE	5.863	54	G CONNALLY	6
55	E JACKSON	28	57	N GULL	156	57	* L CHADWICK	6.025	54	E HENRY	6
58	K SCHOFIELD	27	58	M McNULTY	154	58	* J WATSON	6.063	54	R COOK	6
59	N GULL	26	58	J PERRY	154	59	* M LITHERLAND	6.250	54	E JACKSON	6
59	N BRADFORD	26	60	R HUGHES	151	60	* M McNULTY	6.288	54	D JACKSON	6 (2)
61	G HADDON	25	61	J BULLOCK	150	61	* J BULLOCK	6.300	54	T JAMES	6 (2)
61	A BRADFORD	25	62	C DAVENPORT	149	62	* B BROOKS	6.488	54	J HAGUES	6 (2)
61	S ROYTHORNE	25	63	K SCHOFIELD	144	63	* D PAUL	6.550	54	T STEVENSON	6
64	K COOK	24	64	E HENRY	143	64	* D JACKSON	7.088	54	J WOODHOUSE	6
64	J PERRY	24	65	G HADDON	138	65	* H TAYLOR	7.513	65	L HAWLEY	5
64	J THOMPSON	24	66	A CHATTLE	136	66	* S SCHULE	7.825	65	J BULLOCK	5
67	A CHATTLE	23	67	L STOTT-ZAFIROPOULOS	135	67	* S BOWMAN	8.050	65	A HARTLEY	5 (2)
67	L STOTT-ZAFIROPOULOS	23	67	T STEVENSON	135	68	* E STOTT-ZAFIROPOULOS	8.063	65	B CARRINGTON	5
67	J ELMORE	23	69	H TAYLOR	134	69	* S MAFFIN	8.275	65	K ASHWORTH	5
67	E WOODHOUSE (31Jan23)	23	70	K ASHWORTH	132	70	* L BROOKS	8.475	65	M WARREN	5
71	J WATSON	22	70	J ELMORE	132	71	* S MARTINEZ	8.600	65	K COOK	5
71	R MAFFIN	22	72	T JAMES	131	72	* T SHARP	8.663	65	N BRADFORD	5
71	T GREEN	22	73	E STOTT-ZAFIROPOULOS	130	73	* L STOTT-ZAFIROPOULOS	8.900	65	I PAUL	5 (2)
71	R HUGHES	22	74	J WOODHOUSE	127	74	* Ca HOLLAND	8.913	65	JT HUGHES-DOWD	5
71	E STOTT-ZAFIROPOULOS	22	75	B RILEY	124	75	* R MAFFIN	8.988	75	A REES	4
76	K ASHWORTH	21	76	T GREEN	119	76	* N BRADFORD	9.550	75	J WATSON	4
76	H TAYLOR	21	77	S MARTINEZ	117	77	* I BRADLEY	9.688	75	T SHARP	4
76	S MARTINEZ	21	78	J WATSON	113	78	* J HAGUES	9.800	75	M WATTS	4
79	S SLATER	20	79	R MAFFIN	109	79	* S ROYTHORNE	10.000	75	J LISTER	4
79	T SHARP	20	80	S SLATER	108	80	* A BRADFORD	10.775	75	B JEFFRIES	4
79	S MAFFIN	20	80	B CARRINGTON	108	81	* T JAMES	10.863	75	E STOTT-ZAFIROPOULOS	4
79	T JAMES	20	82	T SHARP	103	82	* E JACKSON	12.500	75	L STOTT-ZAFIROPOULOS	4
83	B RILEY	19	82	J GRATTON	103	83	* J PERRY	13.813	75	J ELMORE	4
83	E DOYLE	19	94	S MAFFIN	99	N/A	L CAPEWELL	2.438	75	S ROYTHORNE	4
85	B CARRINGTON	18	85	M WARREN	98	N/A	S GILLARD	2.725	75	E DOYLE	4
86	R LEY	17	86	F McCANDLESS	96	N/A	JT HUGHES-DOWD	2.800	86	A PANK	3
86	G CONNALLY	17	87	R LEY	92	N/A	M WARREN	2.817	86	C CLARK	3
86	J GRATTON	17	87	J THOMPSON	92	N/A	A WATHEY	3.545	86	R HUGHES	3
89	A HARTLEY	15	89	G CONNALLY	91	N/A	K JACKSON	3.563	86	J PERRY	3
89	J MOSEDALE	15	90	A HARTLEY	83	N/A	T REES	3.667	86	J BLURTON	3
89	M WARREN	15	91	E WOODHOUSE	78	N/A	S TAGUE	3.813	91	C WOODCOCK	2
92	C KAVANAGH	13	92	A WATHEY	72	N/A	A FEARN	3.850	91	Mat McNULTY	2
92	M WATTS	13	92	J MOSEDALE	72	N/A	E DOYLE	3.895	91	J MOSEDALE	2
94	J DOBBINS	12	92	B JEFFRIES	72	N/A	N ZIMMERMANN	3.969	91	D SPENCER	2
94	F McCANDLESS	12	95	M WATTS	69	N/A	R LEY	4.103	91	N ZIMMERMANN	2
96	A PANK	11	96	I PAUL	68	N/A	C CLARK	4.179	91	A OXSPRING	2
96	A WATHEY	11	97	C KAVANAGH	65	N/A	J GRAHAM	4.300	91	L BLAKE	2
96	N McDONALD	11	97	E DOYLE	65	N/A	D SPENCER	4.375	91	D JEFFRIES	2 (2)
99	S GILLARD	10	99	D JEFFRIES	62	N/A	N BLACK	4.375	91	J GRATTON	2
99	A FEARN	10	100	A FEARN	61	N/A	M BUCKLEY	4.417	91	F McCANDLESS	2

## JUNIOR STATISTICS 1992-2024 - AFTER DHORC 699

Sheet 3 of 4 (Note: Highlighted Names are Current 2024 Members, CS = Best Consecutive Results)

MEETINGS ATTENDED		RACES COMPLETED		DRIVER RANKING		FINALS WON					
Pos	JUNIOR (1st Race)	No	Pos	JUNIOR	No	Pos	JUNIOR	No	CS		
99	I MATTHEWS	10	100	I MATTHEWS	61	N/A	M WESTON	4.438	91	I BRADLEY	2
99	JT HUGHES-DOWD (20Feb24)	10	102	J DOBBINS	60	N/A	T KERR	4.458	91	E PAUL	2 (2)
99	J GRAHAM (20Feb24)	10	103	A PANK	58	N/A	L BLAKE	4.500	91	B RILEY	2
104	L HAWLEY	9	104	N McDONALD	57	N/A	M YEOMANS	4.563	91	J McDONALD	2
104	D NEALE	9	105	J BLURTON	56	N/A	I MATTHEWS	5.075	91	T KERR	2
104	C WOODCOCK	9	106	Ca BLURTON	55	N/A	J DOBBINS	5.083	91	J GRAHAM	2
104	Mat McNULTY	9	107	E PAUL	54	N/A	N McDONALD	5.114	107	S GILLARD	1
104	B JEFFRIES	9	108	N ZIMMERMANN	51	N/A	A HARTLEY	5.212	107	C KAVANAGH	1
104	D JEFFRIES	9	109	S GILLARD	50	N/A	B REES	5.350	107	D NEALE	1
104	I PAUL	9	109	L HAWLEY	50	N/A	J MOSEDALE	5.462	107	A MILNER	1
104	E PAUL	9	111	S LIVESEY	49	N/A	M WILLIS	5.750	107	T REES	1
112	M SEO	8	112	C BARTLETT	48	N/A	B CARRINGTON	5.847	107	R MAFFIN	1
112	TI REES	8	113	Mat McNULTY	47	N/A	J McDONALD	6.458	107	T ALLDREAD	1
112	C BARTLETT	8	114	C WOODCOCK	46	N/A	B JEFFRIES	6.472	107	M HART	1
112	Ca BLURTON	8	115	D NEALE	44	N/A	L BELL	6.550	107	S MAFFIN	1
112	J BLURTON	8	116	C CLARK	41	N/A	D GEBAUERS	6.750	107	D GEBAUERS	1
117	A MILNER	7	117	TI REES	40	N/A	D NEALE	7.083	107	L BELL	1
117	A REES	7	118	A REES	38	N/A	L HAWLEY	7.083	107	M SEO	1
117	C CLARK	7	118	J McDONALD	38	N/A	D JEFFRIES	7.111	107	A FEARN	1
117	N ZIMMERMANN	7	120	JT HUGHES-DOWD	37	N/A	Mat McNULTY	7.167	107	I MATTHEWS	1
117	M BUCKLEY	7	121	A MILNER	36	N/A	C BARTLETT	7.344	107	M WILLIS	1
122	M HART	6	121	J GRAHAM	36	N/A	J GRATTON	7.426	107	B REES	1
122	S LIVESEY	6	123	B REES	35	N/A	M WATTS	7.519	107	S TAGUE	1
122	SM BLURTON	6	124	M BUCKLEY	33	N/A	C WOODCOCK	8.056	107	L CAPEWELL	1
122	J McDONALD	6	125	M HART	31	N/A	R FREEMAN	8.417	107	M BUCKLEY	1
122	T KERR	6	125	A PARKIN	31	N/A	H MOHAMMED	8.500	107	S LIVESEY	1
127	L BELL	5	125	SM BLURTON	31	N/A	G CONNALLY	8.588	107	L PARKIN	1
127	B REES	5	128	L PARKIN	30	N/A	B RILEY	8.697	107	A PARKIN	1
127	L BLAKE	5	129	K JACKSON	29	N/A	A STOTT	8.750	107	R FREEMAN	1
127	A PARKIN	5	129	M WESTON	29	N/A	A MILNER	8.786	107	S MARTINEZ	1
127	L PARKIN	5	129	R FREEMAN	29	N/A	M HART	9.417	107	E DOYLE	1
132	D SPENCER	4	132	L BELL	26	N/A	Ca BLURTON	9.594			
132	M YEOMANS	4	132	M YEOMANS	26	N/A	J BLURTON	9.781			
132	M WILLIS	4	134	S TAGUE	24	N/A	A PANK	10.114			
132	S TAGUE	4	134	T KERR	24	N/A	T ALLDREAD	10.167			
132	K JACKSON	4	136	D SPENCER	23	N/A	E GIBBS	10.417			
132	L CAPEWELL	4	137	M WILLIS	20	N/A	F McCANDLESS	10.558			
132	M WESTON	4	137	L CAPEWELL	20	N/A	C KAVANAGH	10.692			
139	T REES	3	139	T REES	16	N/A	TI REES	10.719			
139	D ALLDREAD	3	139	T ALLDREAD	16	N/A	D ALLDREAD	10.750			
139	T ALLDREAD	3	139	D GEBAUERS	16	N/A	A REES	10.786			
139	D GEBAUERS	3	142	D ALLDREAD	15	N/A	SM BLURTON	10.833			
139	E GIBBS	3	142	E GIBBS	15	N/A	A PARKIN	11.300			
139	R FREEMAN	3	144	H MOHAMMED	14	N/A	E PAUL	11.806			
145	N BLACK	2	145	L BLAKE	13	N/A	L PARKIN	12.900			
146	H MOHAMMED	1	146	N BLACK	10	N/A	S LIVESEY	13.083			
146	A STOTT	1	147	A STOTT	5	N/A	I PAUL	13.667			



JUNIOR STATISTICS 1992-2024, AFTER DHORC 699

Sheet 4 of 4 (Notes: Highlighted Names are Current 2024 Members, CS = Best consecutive Wins)

POLES			IOR's Column 1			IOR's Column 2			WINS			FASTEST LAPS			CHAMPIONSHIPS		
Pos	JUNIOR	No CS	Pos	JUNIOR	No CS	Pos	JUNIOR	No CS	Pos	JUNIOR	No CS	Pos	JUNIOR	No CS	Pos	YEAR	JUNIOR
1	R LITHERLAND	81 (8)	1	J SISNEY	213 (14)	55	M BRADLEY	2	1	A HALL	48 (11)	11	J SISNEY	59 (11)	1	1992	S SLATER
2	J SISNEY	56 (11)	2	R LITHERLAND	201 (12)	55	M WESTON	2	2	R LITHERLAND	46 (5)	2	R LITHERLAND	58 (7)	2	1993	M MINNIS
3	J MELLOR	46 (10)	3	A TURNBULL	194 (16)	55	M LITHERLAND	2	3	J SISNEY	45 (9)	3	A HALL	45 (15)	3	1994	M MINNIS (2)
4	A TURNBULL	44 (8)	4	J MELLOR	183 (18)	55	S STOTT-ZAFROPOULOS	2	4	A TURNBULL	45 (9)	4	T CHADWICK	43 (6)	4	1995	AJ McPEAKE
5	A HALL	42 (11)	5	A HALL	177 (22)	55	L BROOKS	2	5	T CHADWICK	44 (8)	5	A HUGHES	38 (12)	5	1996	AJ McPEAKE (2)
6	AJ McPEAKE	34 (12)	6	T CHADWICK	165 (13)	55	D JACKSON	2	6	J MELLOR	35 (3)	6	AJ McPEAKE	33 (7)	5	1997	C BRENTNALL
7	T CHADWICK	33 (4)	7	L SMITH	135 (26)	55	J THOMPSON	2	7	L SMITH	33 (9)	6	L SMITH	33 (18)	5	1998	T PANK
8	L SMITH	33 (18)	8	M MINNIS	128 (10)	55	E WOODHOUSE	2	8	M MINNIS	31 (9)	6	M MINNIS	30 (16)	5	1999	C BOWLES
9	J HENRY	31 (6)	9	AJ McPEAKE	123 (8)	55	JT HUGHES-DOWD	2	8	L BOWLES	31 (6)	9	J PATEMAN	29 (3)	9	2000	J HENRY
9	L BOWLES	31 (7)	10	A HUGHES	112 (24)	69	F WALKER	1	10	AJ McPEAKE	29 (6)	9	L BOWLES	29 (3)	10	2001	J HENRY (2)
11	M MINNIS	30 (8)	11	J HENRY	119 (12)	69	T SHARP	1	11	J HENRY	28 (4)	11	A TURNBULL	26 (4)	11	2002	T CHADWICK
12	J PATEMAN	29 (6)	12	J PATEMAN	104 (6)	69	R L EY	1	11	J PATEMAN	28 (4)	12	J HENRY	25 (8)	12	2003	J SISNEY
13	A HUGHES	28 (11)	13	T MEASHAM	93 (11)	69	A HARTLEY	1	13	A HUGHES	22 (6)	12	J MELLOR	25 (6)	13	2004	J SISNEY (2)
14	C BRENTNALL	24 (8)	14	C BRENTNALL	87 (5)	69	J MOSEDALE	1	13	J HUGHES-DOWD	22 (6)	14	C BRENTNALL	20 (7)	14	2005	T CHADWICK (2)
15	J HUGHES-DOWD	21 (5)	15	L BOWLES	86 (10)	69	D SPENCER	1	15	C BRENTNALL	18 (2)	14	T PANK	20 (5)	15	2006	T MEASHAM
16	T MEASHAM	20 (9)	16	J HUGHES-DOWD	58 (16)	69	T REES	1	15	T MEASHAM	18 (3)	14	H SMITH	20 (4)	16	2007	A HUGHES
17	T PANK	16 (2)	17	C BOWLES	56 (4)	69	M YEOMANS	1	17	C BOWLES	15 (2)	17	J HUGHES-DOWD	18 (10)	17	2008	L SMITH
18	C BOWLES	11 (3)	18	F HOLMES	52 (3)	69	A OXSPRING	1	18	K LEVERS	13 (3)	18	K LEVERS	15 (3)	18	2009	L SMITH (2)
18	H SMITH	11 (4)	19	T PANK	51 (4)	69	L BLAKE	1	18	H SMITH	13 (3)	19	B ROYTHORNE	14 (4)	18	2010	K LEVERS
20	J LAWSON	10 (4)	20	P CONNALLY	44 (9)	69	J GRATTON	1	20	T PANK	12 (2)	19	Z ROYTHORNE	14 (4)	20	2011	J MELLOR
21	N GULL	9 (3)	21	K LEVERS	42 (4)	69	G REYES-ENGLAND	1	21	F HOLMES	10 (2)	21	J LAWSON	11 (3)	20	2012	J MELLOR (2)
22	P CONNALLY	7 (3)	22	Z ROYTHORNE	40 (2)	69	S ROYTHORNE	1	21	Z ROYTHORNE	10 (2)	22	P CONNALLY	10 (3)	20	2013	J PATEMAN
22	K ASHWORTH	7 (2)	23	N GULL	39 (4)	69	J MARTINEZ	1	21	J LAWSON	10 (1)	22	T MEASHAM	10 (2)	21	2014	A HALL
22	K LEVERS	7 (2)	24	J LAWSON	37 (4)	69	S DOYLE	1	24	P CONNALLY	7 (1)	24	N GULL	9 (4)	22	2015	A HALL (2)
22	Z ROYTHORNE	7 (2)	25	H SMITH	36 (4)	69	R HUGHES	1	24	N GULL	7 (1)	25	C BOWLES	7 (2)	25	2016	R LITHERLAND
26	B ROYTHORNE	6 (2)	26	B ROYTHORNE	34 (4)	69	T STEVENSON	1	26	J STEVENSON	5 (2)	26	P MARTIN	6 (1)	26	2017	R LITHERLAND (2)
27	F HOLMES	5 (2)	27	R REES	23 (2)	69			26	R REES	5 (2)	27	K ASHWORTH	5 (2)	27	2018	A TURNBULL
28	G HADDON	3 (2)	28	K ASHWORTH	21 (5)	69			26	K ALI	5 (3)	27	J LISTER	4 (1)	29	2019	A TURNBULL (2)
28	S GILLARD	3 (2)	29	L TURNBULL	18 (2)	69			26	C BULLOCK	5 (2)	27	F HOLMES	5 (2)	29	2020	NIA
28	S SLATER	3 (2)	30	K ALI	16 (5)	69			26	K ASHWORTH	5 (2)	30	D BARKER	4 (1)	29	2021	H SMITH
28	C BULLOCK	3 (2)	30	J LISTER	16 (2)	69			31	G HADDON	4 (2)	30	Ca HOLLAND	4 (2)	29	2022	L BOWLES
28	M WARREN	3 (2)	32	C BULLOCK	14 (4)	69			31	M WARREN	4 (2)	32	C DAVENPORT	3 (1)	30	2023	L BOWLES (2)
28	J LISTER	3 (2)	33	M WARREN	13 (2)	69			31	J LISTER	4 (1)	32	M WARREN	3 (1)	33	K ALI	
28	L TURNBULL	3 (2)	34	B GILLARD	12 (3)	69			31	B ROYTHORNE	4 (1)	32	M BUCKLEY	3 (1)	33	C BULLOCK	2 (2)
30	J WOODHOUSE	3 (2)	35	C DAVENPORT	10 (1)	69			35	S SLATER	3 (2)	33	E WOODHOUSE	3 (2)	33	L BLAKE	2 (1)
36	J STEVENSON	2 (2)	35	G HADDON	10 (1)	69			35	K SCHOFIELD	3 (1)	36	S SLATER	2 (1)	33	P MARTIN	2 (1)
36	R REES	2 (2)	35	P MARTIN	10 (2)	69			35	L TURNBULL	3 (2)	36	F HOLMES	2 (1)	36	F HOLMES	2 (1)
36	Ca HOLLAND	2 (2)	38	S SLATER	9 (4)	69			35	J WOODHOUSE	3 (1)	36	R REES	2 (1)	36	G REYES-ENGLAND	2 (1)
36	A CHATTLE	2 (2)	38	R COOK	9 (2)	69			39	C DAVENPORT	2 (1)	36	K ALI	2 (2)	39	K GILLARD	1 (1)
36	E WOODHOUSE	2 (2)	40	K COOK	8 (3)	69			39	L BLAKE	2 (1)	36	M LITHERLAND	2 (1)	39	K SCHOFIELD	1 (1)
36	JT HUGHES-DOWD	2 (2)	41	J STEVENSON	6 (1)	69			39	A CHATTLE	2 (1)	36	J WOODHOUSE	2 (1)	39	G HADDON	1 (1)
42	C DAVENPORT	1 (1)	41	Ca HOLLAND	6 (1)	69			39	P MARTIN	2 (1)	42	K SCHOFIELD	1 (1)	39	J STEVENSON	1 (1)
42	K ALI	1 (1)	43	J WOODHOUSE	5 (3)	69			39	G REYES-ENGLAND	2 (1)	42	J BULLOCK	1 (1)	42	E HENRY	1 (1)
42	K COOK	1 (1)	44	D BARKER	4 (1)	69			44	J HUGHES-DOWD	3 (1)	42	A HARTLEY	1 (1)	42	J BULLOCK	1 (1)
42	R COOK	1 (1)	44	C CLARK	4 (3)	69			45	S GILLARD	1 (1)	42	C BULLOCK	1 (1)	42	C CLARK	1 (1)
42	L BLAKE	1 (1)	44	R HUGHES	4 (1)	69			45	E HENRY	1 (1)	42	K COOK	1 (1)	42	K COOK	1 (1)
42	P MARTIN	1 (1)	44	B BROOKS	4 (1)	69			45	J BULLOCK	1 (1)	42	K JACKSON	1 (1)	42	K JACKSON	1 (1)
42	S JEFFRIES	1 (1)	48	K SCHOFIELD	3 (2)	69			45	S TAGUE	1 (1)	42	M BRADLEY	1 (1)	42	M BRADLEY	1 (1)
42	M LITHERLAND	1 (1)	48	M McNELTY	3 (1)	69			45	L CAPEWELL	1 (1)	42	J ELMORE	1 (1)	42	K JACKSON	1 (1)
42	D PAUL	1 (1)	48	K JACKSON	3 (1)	69			45	M BUCKLEY	1 (1)	42	D PAUL	1 (1)	42	D PAUL	1 (1)
42	T STEVENSON	1 (1)	48	A WATHEY	3 (1)	69			45	B JEFFRIES	1 (1)	42	S ROYTHORNE	1 (1)	42	S ROYTHORNE	1 (1)
			48	A CHATTLE	3 (1)	69			45	M LITHERLAND	1 (1)	42	Ca HOLLAND	1 (1)	42	Ca HOLLAND	1 (1)
			48	B JEFFRIES	3 (1)	69			45	J THOMPSON	1 (1)	42	M BUCKLEY	1 (1)	42	M BUCKLEY	1 (1)
			48	D PAUL	3 (2)	69			45	E DOYLE	1 (1)	42	J THOMPSON	1 (1)	42	A CHATTLE	1 (1)
			48	J WATSON	2 (1)	69						42	M LITHERLAND	1 (1)	42	M LITHERLAND	1 (1)
			48	S SCHULE	2 (1)	69						42	L TURNBULL	1 (1)	42	L TURNBULL	1 (1)
			48	E HENRY	2 (1)	69						42	E DOYLE	1 (1)	42	E DOYLE	1 (1)
			48	J BULLOCK	2 (1)	69						42	JT HUGHES-DOWD	1 (1)	42	JT HUGHES-DOWD	1 (1)
			48	S TAGUE	2 (2)	69						42	T STEVENSON	1 (1)	42	T STEVENSON	1 (1)

IOR Means Individual Qualifying Rounds (E, Yellow, Green, Red and Blue Lane on a Normal Club Night)

## Outright Track Record Holders After DHORC 699

### Adults

Pos	Name	Qualifying	F1	GC	F1	GC	Total
			Fastest Laps	Fastest Laps	Race Laps	Race Laps	
1	L Pateman	35	45	60	29	49	218
2	S Goodlip	26	41	10	32	18	127
2	A Smith	40	10	34	13	30	127
4	N Sismey	16	7	12	16	16	67
5	J Sismey	15	7	8	13	12	55
6	M Chadwick	12			8	9	29
7	P Rees	3	5		12	3	23
8	W Lander	8	5	3	6		22
9	A McPeake	4	3	5	7		19
10	J Tague	4	3	2	2	5	16
11	J Lymer	4	2	1	2	1	10
12	T Baldock	3	1	1	1	2	8
13	D Garbett	1	1	1	3	1	7
14	A Turnbull	1	2		3		6
14	L Smith	2	1	3			6
16	C Roythorne		2	2		1	5
17	JJ Hughes-Dowd	1	1		2		4
18	J Neale				2	1	3
18	S Anand	1			1	1	3
18	T Chadwick		1		2		3
18	J Lamb	1		1	1		3
22	M Allsopp				2		2
22	S Lander			1	1		2
22	C Bowles	1	1				2
25	G Peach		1				1
25	D McPeake		1				1
25	J Roythorne				1		1
25	S Smith				1		1
25	S Pank				1		1
Total		178	140	144	161	149	772

Note: Some Records Can Be Held By More Than One Member - Highlighted Names 2024 Members

## Outright Track Record Holders After DHORC 699

### Juniors

Pos	Name	Qualifying	F1	GC	F1	GC	Total
			Fastest Laps	Fastest Laps	Race Laps	Race Laps	
1	A Turnbull	31	21	16	33	17	118
2	R Litherland	24	21	26	13	28	112
3	J Sismey	15	15	12	11	17	70
4	A Hall	12	8	6	13	11	50
5	T Chadwick	7	6	10	7	19	49
6	JJ Hughes-Dowd	17	8	4	10	3	42
7	AJ McPeake	10	9	4	9	4	36
8	L Bowles	12	3	5	4	8	32
9	T Measham	6	4	1	13	3	27
9	J Henry	2	9	5	9	2	27
11	J Mellor	10	4	4	2	4	24
11	H Smith	7	5	5	3	4	24
13	M Minnis	6	2	4	2	5	19
14	Z Roythorne	2	2	6		8	18
15	J Pateman	4	4	5	1	3	17
16	B Roythorne	1	1	6		2	10
17	F Holmes	1	3	2	3		9
17	C Brentnall		2	3		4	9
19	A Hughes	2	1	5			8
19	L Smith		4		4		8
21	J Lawson		1	2	2	2	7
22	T Pank		1	3	2		6
22	C Bowles	2	1		1	2	6
24	J Woodhouse	1	1	1	2		5
24	E Woodhouse	2	1	2			5
26	P Connally		1	3			4
26	R Rees	1	1	1		1	4
26	K Ashworth	1	1	1		1	4
26	L Turnbull	1	1		2		4
26	JT Hughes-Dowd	2		1		1	4
31	K Levers		1		1	1	3
32	P Martin		1		1		2
32	N Gull		1		1		2
34	Ca Holland			1			1
34	E Henry		1				1
34	C Clark					1	1
34	K Ali				1		1
34	B Brooks				1		1
34	J Elmore		1				1
34	S Roythorne			1			1
34	A Hartley			1			1
<b>Total</b>		<b>179</b>	<b>146</b>	<b>146</b>	<b>151</b>	<b>151</b>	<b>773</b>

Note: Some Records Can Be Held By More Than One Member - **Highlighted Names 2024 Members**

# DHORC Statistics 2024

Poles		Adult			Junior			Poles	
Records		Name	Total	2024	Name	Total	2024	Records	
<b>All Time</b>		L Pateman	130	1	JJ Hughes-Dowd	21	11	<b>All Time</b>	
L Pateman	130	S Goodlip	97	3	J Lawson	10		R Litherland	61
<b>Season</b>		N Sismey	86		J Woodhouse	3	1	<b>Season</b>	
S Goodlip	17	A Smith	70	10	E Woodhouse	2		L Smith	21
		P Rees	19		JT Hughes-Dowd	2	2		
		L Smith	6		T Stevenson	1	1		
		G Peach	2						
		A Turnbull	2						
		C Bowles	2						
		R Litherland	1	1					
		JJ Hughes-Dowd	1	1					
Race Wins		Adult			Junior			Race Wins	
Records		Name	Total	2024	Name	Total	2024	Records	
<b>All Time</b>		L Pateman	123	1	JJ Hughes-Dowd	22	12	<b>All Time</b>	
L Pateman	123	S Goodlip	93	3	J Lawson	10		A Hall	49
<b>Season</b>		N Sismey	86		J Woodhouse	3		<b>Season</b>	
W Lander	16	A Smith	61	8	JT Hughes-Dowd	3	3	L Smith	20
		P Rees	30	1				A Hall	20
		A Turnbull	4						
		L Smith	4						
		G Peach	3						
		R Litherland	2						
		JJ Hughes-Dowd	2	2					
		S Smith	1						
		C Bowles	1						
Fast Laps		Adult			Junior			Fast Laps	
Records		Name	Total	2024	Name	Total	2024	Records	
<b>All Time</b>		L Pateman	287	1	JJ Hughes-Dowd	19	13	<b>All Time</b>	
L Pateman	287	A Smith	70	10	J Lawson	11		J Sismey	59
<b>Season</b>		S Goodlip	65	2	E Woodhouse	3		<b>Season</b>	
L Pateman	19	N Sismey	51		J Woodhouse	2		L Smith	21
A Smith	19	P Rees	14	2	JT Hughes-Dowd	2	2		
		L Smith	7						
		C Bowles	4						
		G Peach	3						
		A Turnbull	2						
		JJ Hughes-Dowd	1						
		B Johnson	1						
Race Laps		Adult			Junior			Race Laps	
Records		Name	Total	2024	Name	Total	2024	Records	
<b>All Time</b>		L Pateman	191	1	JJ Hughes-Dowd	20	12	<b>All Time</b>	
L Pateman	191	N Sismey	91		J Lawson	10	1	R Litherland	63
<b>Season</b>		A Smith	76	10	J Woodhouse	4		<b>Season</b>	
W Lander	16	S Goodlip	75	1	JT Hughes-Dowd	1	1	A Hall	22
		P Rees	25	2	T Stevenson	1	1		
		L Smith	10						
		JJ Hughes-Dowd	3	2					
		G Peach	2						
		A Turnbull	2						
		C Bowles	2						
		S Smith	1						

Current Members Best Ever Position Records after DHORC 699																			
Qualifying				Final Position				Fastest Laps				Race Laps							
Pos	Adult	DHORC	Gap	Date	Pos	Adult	DHORC	Gap	Date	Pos	Adult	DHORC	Gap	Date	Pos	Adult	DHORC	Gap	Date
1	A Smith	699	0	25-Jun-24	1	L Pateman	699	0	25-Jun-24	1	A Smith	699	0	25-Jun-24	1	A Smith	699	0	25-Jun-24
1	S Goodlip	696	3	04-Jun-24	1	A Smith	698	1	25-Jun-24	1	L Pateman	696	3	04-Jun-24	1	JJ Hughes-Dowd	696	3	04-Jun-24
1	JJ Hughes-Dowd	696	3	04-Jun-24	1	JJ Hughes-Dowd	696	3	04-Jun-24	1	P Rees	694	5	14-May-24	1	P Rees	694	5	14-May-24
1	L Pateman	692	7	30-Apr-24	1	P Rees	694	5	14-May-24	1	S Goodlip	692	7	30-Apr-24	1	S Goodlip	692	7	30-Apr-24
1	R Litherland	685	14	09-Jan-24	1	S Goodlip	692	7	30-Apr-24	1	N Sismey	672	27	25-Jul-23	1	L Pateman	689	10	12-Mar-24
1	N Sismey	672	27	25-Jul-23	1	C Bowles	681	18	14-Nov-23	1	C Bowles	669	30	18-Jul-23	1	N Sismey	673	26	25-Jul-23
1	A Turnbull	671	28	25-Jul-23	1	A Turnbull	675	24	08-Aug-23	1	A Turnbull	625	74	19-Oct-22	1	S Smith	671	28	25-Jul-23
1	P Rees	661	38	21-Feb-23	1	N Sismey	673	26	25-Jul-23	1	A Smith	591	108	23-Feb-19	1	C Bowles	653	46	08-Nov-22
1	C Bowles	647	52	09-Aug-22	1	S Smith	671	28	25-Jul-23	1	G Peach	565	134	24-Feb-18	1	A Turnbull	635	64	22-Feb-22
1	L Smith	591	108	23-Feb-19	1	R Litherland	652	47	18-Oct-22	1	B Johnson	132	567	16-Nov-99	1	L Smith	579	120	04-Sep-18
1	G Peach	565	134	24-Feb-18	1	L Smith	566	133	24-Feb-18	2	R Litherland	624	75	28-Sep-21	1	G Peach	565	134	24-Feb-18
2	A Woodhouse	674	25	25-Jul-23	1	G Peach	537	162	25-Feb-17	3	D Hughes-Dowd	694	5	14-May-24	2	R Litherland	624	75	28-Sep-21
4	D Hughes-Dowd	671	28	25-Jul-23	3	L Blacker	673	26	25-Jul-23	3	L Blacker	691	8	09-Apr-24	3	L Blacker	674	25	25-Jul-23
4	D Turnbull	658	41	13-Dec-22	3	A Woodhouse	672	27	25-Jul-23	4	S Smith	671	28	25-Jul-23	3	A Woodhouse	672	27	25-Jul-23
4	L Blacker	650	49	27-Sep-22	3	D Turnbull	527	172	13-Sep-16	4	D Turnbull	564	135	24-Feb-18	4	S Gray	672	27	25-Jul-23
5	S Smith	671	28	25-Jul-23	4	S Gray	672	27	25-Jul-23	5	JT Hughes-Dowd	695	4	14-May-24	5	D Latham	672	27	25-Jul-23
5	S Gray	627	72	09-Nov-21	5	D Latham	672	27	25-Jul-23	5	A Woodhouse	674	25	25-Jul-23	5	D Turnbull	596	103	09-Apr-19
5	B Johnson	242	457	11-Jan-05	6	M Dutson	699	0	25-Jun-24	6	D Latham	671	28	25-Jul-23	6	JT Hughes-Dowd	691	8	09-Apr-24
6	M Dutson	699	0	25-Jun-24	6	R Lawson	530	169	18-Oct-16	6	JJ Hughes-Dowd	670	29	18-Jul-23	6	R Lawson	530	169	18-Oct-16
6	JT Hughes-Dowd	691	8	09-Apr-24	6	B Johnson	236	463	28-Sep-04	6	H Smith	658	41	13-Dec-22	6	B Johnson	132	567	16-Nov-99
6	D Latham	674	25	25-Jul-23	7	D Hughes-Dowd	691	8	09-Apr-24	6	J Lawson	650	49	27-Sep-22	7	D Hughes-Dowd	691	8	09-Apr-24
7	H Smith	672	27	25-Jul-23	7	J Lawson	650	49	27-Sep-22	6	S Gray	635	64	22-Feb-22	8	H Smith	657	42	13-Dec-22
7	R Lawson	629	70	30-Nov-21	8	H Smith	657	42	13-Dec-22	7	M Dutson	672	27	25-Jul-23	8	J Lawson	650	49	27-Sep-22
8	M Graham	690	9	09-Apr-24	10	JT Hughes-Dowd	690	9	09-Apr-24	8	R Lawson	530	169	18-Oct-16	8	M Dutson	647	52	09-Aug-22
8	J Lawson	650	49	27-Sep-22	13	M Graham	696	3	04-Jun-24	10	M Graham	699	0	25-Jun-24	9	M Graham	696	3	04-Jun-24
9	A Stevenson	690	9	09-Apr-24	13	A Stevenson	679	20	17-Oct-23	10	A Stevenson	677	22	12-Sep-23	10	A Stevenson	667	32	23-May-23
1	T Stevenson	699	0	25-Jun-24	1	JT Hughes-Dowd	699	0	25-Jun-24	1	JT Hughes-Dowd	699	0	25-Jun-24	1	T Stevenson	699	0	25-Jun-24
1	JJ Hughes-Dowd	698	1	25-Jun-24	1	JJ Hughes-Dowd	698	1	25-Jun-24	1	JJ Hughes-Dowd	698	1	25-Jun-24	1	JJ Hughes-Dowd	698	1	25-Jun-24
1	JT Hughes-Dowd	695	4	14-May-24	1	J Woodhouse	673	26	25-Jul-23	1	J Woodhouse	684	15	28-Nov-23	1	JT Hughes-Dowd	695	4	14-May-24
1	J Woodhouse	685	14	09-Jan-24	1	J Lawson	656	43	29-Nov-22	1	J Lawson	678	21	03-Oct-23	1	J Lawson	691	8	09-Apr-24
1	E Woodhouse	674	25	25-Jul-23	2	J Graham	697	2	04-Jun-24	1	E Woodhouse	674	25	25-Jul-23	1	J Woodhouse	673	26	25-Jul-23
1	J Lawson	656	43	29-Nov-22	2	T Stevenson	653	46	08-Nov-22	2	J Graham	696	3	04-Jun-24	4	J Graham	696	3	04-Jun-24
2	J Graham	696	3	04-Jun-24	4	E Woodhouse	671	28	25-Jul-23	3	T Stevenson	685	14	09-Jan-24	5	E Woodhouse	663	36	14-Mar-23

Distance Covered In DHORC Club Championship 2024							
Pos	Competitor	Class	Laps	Feet	Feet / Race	Miles	Races
1	A Smith	A	1,320.5	145,439	2,797	27.5	52
2	N Sismey	A	1,188.5	131,786	2,487	25.0	53
3	P Rees	A	1,170.8	127,766	2,366	24.2	54
4	JJ Hughes-Dowd	J	1,056.2	115,863	2,228	21.9	52
5	L Blacker	A	1,007.4	103,245	2,294	19.6	45
6	S Gray	A	937.3	102,869	1,941	19.5	53
7	L Pateman	A	804.4	99,924	2,498	18.9	40
8	A Woodhouse	A	868.1	95,583	2,124	18.1	45
9	D Hughes-Dowd	A	882.2	94,509	1,969	17.9	48
10	J Woodhouse	J	857.4	93,882	1,997	17.8	47
11	S Goodlip	A	778.5	89,791	2,565	17.0	35
12	G Peach	A	700.1	85,659	2,447	16.2	35
13	D Turnbull	A	712.2	81,048	2,190	15.4	37
14	A Stevenson	A	712.6	80,511	2,013	15.2	40
15	R Litherland	A	727.0	75,957	2,532	14.4	30
16	D Latham	A	676.5	74,383	2,125	14.1	35
17	T Stevenson	J	627.2	71,701	1,749	13.6	41
18	JT Hughes-Dowd	J	670.9	69,657	1,883	13.2	37
19	B Johnson	A	604.4	69,480	2,044	13.2	34
20	M Graham	A	654.5	65,354	1,922	12.4	34
21	JJ Hughes-Dowd	A	555.7	59,596	2,292	11.3	26
22	J Graham	J	598.2	59,016	1,639	11.2	36
23	C Bowles	A	450.0	55,061	2,294	10.4	24
24	R Lawson	A	537.3	49,678	2,070	9.4	24
25	L Smith	A	333.8	42,822	2,254	8.1	19
26	J Lawson	J	452.4	42,495	1,848	8.0	23
27	JT Hughes-Dowd	A	305.2	34,698	2,169	6.6	16
28	M Dutson	A	247.9	32,180	2,011	6.1	16
29	E Woodhouse	J	249.2	27,338	1,519	5.2	18
30	A Turnbull	A	113.0	16,545	2,758	3.1	6
31	H Smith	A	102.3	14,979	2,140	2.8	7
32	J Lawson	A	154.1	13,932	1,990	2.6	7
33	S Smith	A	86.1	12,607	2,101	2.4	6
Pos	Competitor	Class	21,141.9	2,335,352.4	2,159.3	442.3	1,075

# Next Circuit



Jacarepagua



**Where Do We Race Next?**

**What Are The Records?**

**Who Has Been On The Podium?**

# Circuit History

The Autódromo Internacional Nelson Piquet (Nelson Piquet International RaceTrack), also known as **Jacarepaguá** after the neighbourhood in which it was located, and also as the Autódromo Riocentro, was a motorsport circuit in Rio de Janeiro, Brazil. Opened in January 1978, a few weeks before 1978 Brazilian Grand Prix, it hosted the Formula One Brazilian Grand Prix on ten occasions, and was also used for CART, motorcycle racing and stock car racing. In 2012, it was demolished to make way for facilities to be used at the 2016 Summer Olympics.

Round 3		Jacarepagua (Brazil)		Rounds 16 & 17	
Previous Results					
Adults			1st	2nd	3rd
DHORC 31	14-Jun	1994	J Tague	L Pateman	A Smith
DHORC 32	15-Jul	1994	J Tague	A Smith	L Pateman
DHORC 33	02-Aug	1994	J Tague	N Sismey	A Smith
DHORC 34	23-Aug	1994	J Tague	M Rogers	N Sismey
DHORC 80	06-May	1997	S Goodlip	M Chadwick	J Tague
DHORC 100	12-May	1998	M Chadwick	A McPeake	N Sismey
DHORC 120	11-May	1999	N Sismey	A McPeake	P Rees
DHORC 140	09-May	2000	M Chadwick	P Rees	A McPeake
DHORC 234	07-Sep	2004	L Pateman	M Chadwick	A McPeake
DHORC 274	11-Jul	2006	W Lander	J Sismey	N Sismey
DHORC 292	17-Apr	2007	P Rees	W Lander	J Sismey
DHORC 312	11-Mar	2008	W Lander	T Measham	J Sismey
DHORC 358	09-Mar	2010	L Pateman	J Sismey	A McPeake
DHORC 412	06-Mar	2012	L Pateman	S Anand	R Blake
DHORC 464	18-Mar	2014	J Sismey	S Anand	R Crossland
DHORC 528	04-Oct	2016	L Pateman	P Rees	N Sismey
DHORC 687	30-Jan	2024	S Goodlip	A Smith	C Bowles
DHORC 700	16-Jul	2024			
DHORC 701	16-Jul	2024			
Juniors			1st	2nd	3rd
DHORC 31	14-Jun	1994	AJ McPeake	P Walker	J Henry
DHORC 32	15-Jul	1994	K Schofielde	M Minnis	AJ McPeake
DHORC 33	02-Aug	1994	M Minnis	C Davenport	AJ McPeake
DHORC 34	23-Aug	1994	M Minnis	AJ McPeake	P Walker
DHORC 80	06-May	1997	J Stevenson	J Henry	C Brentnall
DHORC 100	12-May	1998	J Henry	J Stevenson	C Brentnall
DHORC 120	11-May	1999	J Henry	T Pank	C Bowles
DHORC 140	09-May	2000	J Henry	T Chadwick	P Connally
DHORC 234	07-Sep	2004	T Chadwick	J Sismey	L Chadwick
DHORC 274	11-Jul	2006	A Hughes	C Bullock	
DHORC 292	17-Apr	2007	K All	C Bullock	N Zimmermann
DHORC 312	11-Mar	2008	L Smith	K Ashworth	B Rees
DHORC 358	09-Mar	2010	K Levers	J Mellor	N Gull
DHORC 412	06-Mar	2012	J Pateman	J Lister	Z Roythorne
DHORC 464	18-Mar	2014	A Hall	F Holmes	P Martin
DHORC 528	04-Oct	2016	A Turnbull	R Litherland	Z Roythorne
DHORC 687	30-Jan	2024	JJ Hughes-Dowd	J Woodhouse	J Lawson
DHORC 700	16-Jul	2024			
DHORC 701	16-Jul	2024			
Circuit Records			Lap Length 128' 9"		
<b>Qualifying</b>	A Smith	30Jan24	93.9 Laps		
<b>Fastest Laps</b>					
F1	L Pateman	09Mar10	7.44 Secs		
GC	A Smith	30Jan24	5.67 secs		
<b>Race Laps</b>					
F1	J Tague	02Aug94	21.9 Laps		
GC	A Smith	30Jan24	27.5 Laps		
<b>Final Points</b>					
9.0 Points	L Pateman	15Jul94			

DHORC 700 & 701



Jacarepagua Best Off Chart 1 (Adults) Sheet 1 of 2

Qualifying					Open Wheel Race Laps					Enclosed Wheel Race Laps				
Pos	Adult	Laps	MPH	Date	Pos	Adult	Laps	MPH	Date	Pos	Adult	Laps	MPH	Date
1	A Smith	93.9	11.449	30-Jan-24	1	J Tague	21.9	10.680	2AUG94	1	A Smith	27.5	13.411	30-Jan-30
2	W Lander	91.6	11.168	17-Apr-07	2	A Smith	21.4	10.437	2AUG94	2	L Pateman	26.8	13.070	04-Oct-16
3	L Pateman	90.9	11.083	04-Oct-16	3	N Sismey	21.2	10.339	15JUL94	3	J Sismey	25.5	12.436	18-Mar-14
4	J Tague	88.2	10.754	2AUG94	3	S Goodlip	21.2	10.339	6MAY97	3	J Lamb	25.5	12.436	04-Oct-16
5	M Chadwick	88.1	10.741	12-May-98	5	M Chadwick	21.1	10.290	09-May-00	5	W Lander	25.4	12.387	17-Apr-07
6	S Goodlip	87.7	10.693	30-Jan-24	5	W Lander	21.1	10.290	11-Mar-08	6	S Goodlip	25.2	12.290	30-Jan-24
7	N Sismey	87.4	10.656	12-May-98	5	L Pateman	21.1	10.290	04-Oct-16	7	J Tague	25.1	12.241	2AUG94
8	A Mcpeake	86.3	10.522	09-Mar-10	8	J Neale	20.9	10.193	2AUG94	8	M Chadwick	24.2	11.802	07-Sep-04
8	J Sismey	86.3	10.522	18-Mar-14	9	R Seaman	20.8	10.144	12-May-98	8	N Sismey	24.2	11.802	11-Jul-06
10	P Rees	85.2	10.388	04-Oct-16	9	K Lye	20.8	10.144	09-Mar-10	8	S Anand	24.2	11.802	18-Mar-14
11	J Neale	84.7	10.327	2AUG94	9	P Rees	20.8	10.144	06-Mar-12	11	A Mcpeake	23.9	11.656	07-Sep-04
12	P Levers	83.7	10.205	09-Mar-10	12	A Mcpeake	20.6	10.046	2AUG94	11	S Lander	23.9	11.656	07-Sep-04
13	S Anand	83.5	10.181	06-Mar-12	12	D Mcpeake	20.6	10.046	2AUG94	11	P Rees	23.9	11.656	11-Jul-06
14	R Crossland	83.3	10.156	18-Mar-14	14	T Measham	20.5	9.998	11-Mar-08	14	D Garbett	23.6	11.509	04-Oct-16
15	M Rogers	82.9	10.107	2AUG94	15	N Lambert	20.4	9.949	07-Sep-04	15	K Lye	23.4	11.412	09-Mar-10
15	R Blake	82.9	10.107	06-Mar-12	15	J Sismey	20.4	9.949	09-Mar-10	16	R Crossland	23.3	11.363	18-Sep-14
17	M Allsopp	82.1	10.010	09-Mar-10	17	T Chadwick	20.2	9.851	09-Mar-10	17	J Neale	23.2	11.314	14JUN94
18	K Lye	81.9	9.985	09-Mar-10	17	S Anand	20.2	9.851	06-Mar-12	18	C Roythorne	23.1	11.266	18-Mar-14
19	D Garbett	81.7	9.961	04-Oct-16	19	G Peach	20.1	9.803	09-May-00	19	T Dingley	22.9	11.168	6MAY97
20	T Chadwick	81.6	9.949	09-Mar-10	19	M Allsopp	20.1	9.803	09-Mar-10	19	P Levers	22.9	11.168	09-Mar-10
21	G Peach	80.9	9.864	30-Jan-24	19	D Garbett	20.1	9.803	04-Oct-16	19	G Peach	22.9	11.168	30-Jan-24
22	T Measham	80.1	9.766	17-Apr-07	22	P Levers	19.9	9.705	15JUL94	22	R Blake	22.8	11.119	06-Mar-12
23	S Lander	79.9	9.742	07-Sep-04	23	M Rogers	19.7	9.607	15JUL94	23	M Allsopp	22.7	11.071	18-Mar-14
24	D Brentnall	79.2	9.656	2AUG94	23	C Bowles	19.7	9.607	30-Jan-24	24	S Pank	22.6	11.022	12-May-98
24	J Levers	79.2	9.656	09-Mar-10	25	C Roythorne	19.4	9.461	09-Mar-10	25	M Rogers	22.5	10.973	2AUG94
26	T Dingley	79.1	9.644	09-May-00	25	S Anand	19.4	9.461	09-Mar-10	25	D Mcpeake	22.5	10.973	12-May-98
27	J Lymer	78.9	9.620	18-Mar-14	25	J Levers	19.4	9.461	09-Mar-10	25	C Bowles	22.5	10.973	30-Jan-24
28	D Mcpeake	78.7	9.595	12-May-98	28	S Minnis	19.3	9.412	2AUG94	28	J Levers	22.4	10.924	09-Mar-10
29	R Seaman	78.5	9.571	12-May-98	28	T Dingley	19.3	9.412	09-May-00	29	L Smith	22.3	10.875	06-Mar-12
29	J Lamb	78.5	9.571	04-Oct-16	30	S Lander	19.1	9.315	07-Sep-04	30	A Bullock	22.2	10.827	06-Mar-12
29	C Bowles	78.5	9.571	30-Jan-24	30	R Blake	19.1	9.315	06-Mar-12	31	T Measham	22.1	10.778	17-Apr-07
32	C Roythorne	78.2	9.534	6MAY97	32	D Brentnall	19.0	9.266	14JUN94	31	J Lymer	22.1	10.778	18-Mar-14
33	S Pank	77.3	9.425	11-May-99	33	S Dunn	18.9	9.217	2AUG94	33	R Seaman	22.0	10.729	12-May-98
34	S Minnis	77.2	9.412	15JUL94	33	S Pank	18.9	9.217	11-May-99	33	R Masters	22.0	10.729	06-Mar-12
35	J Roythorne	76.0	9.266	18-Mar-14	33	R Crossland	18.9	9.217	18-Mar-14	35	G Weston	21.9	10.680	11-Jul-06
36	S Dunn	75.7	9.230	23AUG94	33	JJ Hughes-Dowd	18.9	9.217	30-Jan-24	36	J Roythorne	21.6	10.534	18-Mar-14
36	D Passell	75.7	9.230	18-Mar-14	37	D Passell	18.7	9.120	18-Mar-14	37	D Brentnall	21.5	10.485	14JUN94
38	A Bullock	75.6	9.217	06-Mar-12	38	M Tansley	18.5	9.022	12-May-98	38	T Chadwick	21.4	10.437	09-Mar-10
39	N Lambert	75.5	9.205	07-Sep-04	38	B Johnson	18.5	9.022	07-Sep-04	38	D Passell	21.4	10.437	18-Mar-14
40	L Smith	74.7	9.108	06-Mar-12	40	J Kelly	18.4	8.973	23AUG94	40	A Holliday	21.3	10.388	11-May-99
41	L Blacker	74.2	9.047	30-Jan-24	41	G Schule	18.3	8.925	12-May-98	41	D Edwards	21.2	10.339	04-Oct-16
42	G Weston	74.1	9.034	07-Sep-04	41	D Edwards	18.3	8.925	04-Oct-16	42	S Dunn	21.1	10.290	23AUG94
43	A Holliday	74.0	9.022	11-May-99	43	A Stamper	18.2	8.876	2AUG94	42	N Lambert	21.1	10.290	11-Jul-06
44	J Kelly	73.8	8.998	23AUG94	43	A Bullock	18.2	8.876	11-Jul-06	44	B Johnson	20.9	10.193	6MAY97



Jacarepagua Best Off Chart 1 (Adults) Sheet 2 of 2

Qualifying					Open Wheel Race Laps					Enclosed Wheel Race Laps				
Pos	Adult	Laps	MPH	Date	Pos	Adult	Laps	MPH	Date	Pos	Adult	Laps	MPH	Date
44	B Johnson	73.8	8.998	6MAY97	43	J Roythorne	18.2	8.876	09-Mar-10	45	I Brentnall	20.8	10.144	6MAY97
44	M Tansley	73.8	8.998	12-May-98	43	J Lymer	18.2	8.876	18-Mar-14	46	L Blacker	20.7	10.095	30-Jan-24
47	G Schule	73.4	8.949	12-May-98	47	R Hitchcock	18.0	8.778	23AUG94	47	S Minnis	20.5	9.998	15JUL94
48	JJ Hughes-Dowd	73.0	8.900	30-Jan-24	47	G Weston	18.0	8.778	07-Sep-04	47	D Hughes-Dowd	20.5	9.998	30-Jan-24
49	P Foxley	72.9	8.888	14JUN94	47	L Blacker	18.0	8.778	30-Jan-24	49	G Schule	20.4	9.949	12-May-98
50	I Brentnall	71.8	8.754	6MAY97	50	M Jubb	17.8	8.681	14JUN94	50	P Barber	20.3	9.900	07-Sep-04
51	J Holmes	70.7	8.620	18-Mar-14	51	C Henry	17.7	8.632	09-May-00	51	A Woodhouse	20.2	9.851	30-Jan-24
52	S Anand	70.4	8.583	17-Apr-07	52	P Foxley	17.6	8.583	14JUN94	52	J Holmes	20.1	9.803	18-Mar-14
53	G Lambert	70.1	8.547	23AUG94	53	A Fearn	17.5	8.535	11-Mar-08	53	D Oliver	20.0	9.754	11-May-99
53	R Hitchcock	70.1	8.547	23AUG94	53	D Turnbull	17.5	8.535	30-Jan-24	54	P Foxley	19.8	9.656	14JUN94
55	A Fearn	70.0	8.535	17-Apr-07	55	A Holliday	17.3	8.437	11-May-99	54	R Hitchcock	19.8	9.656	2AUG94
55	A Hughes	70.0	8.535	11-Mar-08	56	G Lambert	17.2	8.388	2AUG94	56	M Knighton	19.7	9.607	07-Sep-04
57	D Turnbull	69.6	8.486	04-Oct-16	56	J Lamb	17.2	8.388	04-Oct-16	56	D Latham	19.7	9.607	30-Jan-24
58	R Masters	68.9	8.400	11-Jul-06	58	L Smith	17.1	8.339	09-Mar-10	58	S Sumner	19.5	9.510	09-Mar-10
58	P Barber	68.9	8.400	06-Mar-12	58	R James	17.1	8.339	09-Mar-10	58	I Hall	19.5	9.510	09-Mar-10
60	A Woodhouse	68.8	8.388	30-Jan-24	58	H Vd Heuvel	17.1	8.339	2AUG94	58	M Tansley	19.5	9.510	12-May-98
61	D Latham	68.6	8.364	30-Jan-24	58	J Lawson	17.1	8.339	30-Jan-24	58	R Lawson	19.5	9.510	04-Oct-16
62	R James	68.5	8.352	09-Mar-10	62	R Masters	16.9	8.242	11-Jul-06	62	J Kelly	19.4	9.461	23AUG94
62	A Stamper	68.5	8.352	15JUL94	63	J Holmes	16.8	8.193	18-Mar-14	62	S Anand	19.4	9.461	17-Apr-07
64	D Hughes-Dowd	68.1	8.303	30-Jan-24	63	J Hitchcock	16.8	8.193	2AUG94	64	G Lambert	19.3	9.412	2AUG94
65	M Knighton	68.0	8.291	07-Sep-04	65	P Barber	16.5	8.047	11-Jul-06	64	A Hughes	19.3	9.412	11-Mar-08
66	K Alcock	67.3	8.205	18-Mar-14	66	S Sumner	16.4	7.998	09-Mar-10	66	J Litherland	19.2	9.364	18-Mar-14
66	S Sumner	67.3	8.205	09-Mar-10	66	M Knighton	16.4	7.998	07-Sep-04	66	A Fearn	19.2	9.364	17-Apr-07
68	M Jubb	66.8	8.144	14JUN94	66	R Chadwick	16.4	7.998	23AUG94	68	H Vd Heuvel	19.1	9.315	15JUL94
68	J Hitchcock	66.8	8.144	2AUG94	66	A Hughes	16.4	7.998	11-Mar-08	68	D Turnbull	19.1	9.315	04-Oct-16
70	C Henry	66.0	8.047	11-May-99	66	D Latham	16.4	7.998	30-Jan-24	70	K Alcock	18.9	9.217	18-Mar-14
71	D Oliver	65.4	7.974	09-May-00	71	M Watts	16.3	7.949	09-May-00	70	L Williamson	18.9	9.217	04-Oct-16
72	J Litherland	65.3	7.962	18-Mar-14	72	J Litherland	16.2	7.901	18-Mar-14	70	JJ Hughes-Dowd	18.9	9.217	30-Jan-24
73	R Chadwick	65.0	7.925	23AUG94	72	I Brentnall	16.2	7.901	2AUG94	73	C Henry	18.7	9.120	6MAY97
74	R Lawson	64.2	7.827	04-Oct-16	72	R Lawson	16.2	7.901	30-Jan-24	74	R James	18.6	9.071	09-Mar-10
75	C Schofield	64.0	7.803	14JUN94	75	D Hughes-Dowd	16.1	7.852	30-Jan-24	75	S Gray	18.5	9.022	30-Jan-24
76	S Gray	63.8	7.779	30-Jan-24	76	K Alcock	16.0	7.803	18-Mar-14	76	R Chadwick	18.3	8.925	2AUG94
77	C Bullock	62.3	7.596	11-Mar-08	77	D Oliver	15.9	7.754	09-May-00	77	J Hitchcock	18.2	8.876	23AUG94
78	J Lawson	62.2	7.584	30-Jan-24	77	C Bullock	15.9	7.754	11-Mar-08	78	M Jubb	18.0	8.778	14JUN94
79	D Edwards	61.7	7.523	04-Oct-16	79	A Woodhouse	15.5	7.559	30-Jan-24	79	A Stamper	17.7	8.632	14JUN94
80	H Vd Heuvel	61.5	7.498	2AUG94	80	C Schofield	15.4	7.510	14JUN94	79	D Walker	17.7	8.632	14JUN94
81	M Dutson	60.5	7.376	30-Jan-24	81	S Gray	15.2	7.413	30-Jan-24	81	C Bullock	17.5	8.535	11-Mar-08
82	I Hall	59.8	7.291	09-Mar-10	82	D Walker	14.5	7.071	23AUG94	81	M Dutson	17.5	8.535	30-Jan-24
82	D Walker	59.8	7.291	23AUG94	83	S Smith	13.9	6.779	04-Oct-16	83	C Schofield	17.3	8.437	14JUN94
84	L Williamson	59.4	7.242	04-Oct-16	84	C Bradford	13.7	6.681	18-Mar-14	84	J Lawson	16.7	8.144	30-Jan-24
85	M Watts	55.9	6.815	09-May-00	85	M Dutson	13.5	6.584	30-Jan-24	85	M Watts	16.5	8.047	09-May-00
86	C Bradford	53.2	6.486	18-Mar-14	86	L Williamson	12.9	6.291	04-Oct-16	86	N Maffin	15.0	7.315	11-May-99
87	S Smith	53.0	6.462	04-Oct-16	87	I Hall	12.4	6.047	09-Mar-10	87	C Bradford	14.2	6.925	18-Mar-14
88	N Maffin	50.6	6.169	11-May-99	88	N Maffin	11.9	5.804	11-May-99	88	S Smith	13.8	6.730	04-Oct-16



### Jacarepagua Best Off Chart 2 (Adults) Sheet 1 of 2

Open Wheel Fastest Laps					Enclosed Wheel Fastest Laps					Final Points			
Pos	Adult	Sec	MPH	Date	Pos	Adult	Sec	MPH	Date	Pos	Adult	PTS	Date
1	L Pateman	7.44	11.799	09-Mar-10	1	A Smith	5.67	15.482	30-Jan-24	1	L Pateman	9.0	15JUL94
2	W Lander	7.54	11.642	17-Apr-07	2	L Pateman	5.87	14.955	30-Jan-24	2	H Vd Heuvel	5.5	15JUL94
3	L Smith	7.59	11.566	06-Mar-12	3	N Sismey	6.37	13.781	04-Oct-16	2	J Sismey	5.5	09-Mar-10
4	J Tague	7.74	11.342	6MAY97	4	J Sismey	6.48	13.547	18-Mar-14	4	D Mcpeake	5.0	14JUN94
5	M Chadwick	7.87	11.154	09-May-00	5	S Goodlip	6.50	13.505	30-Jan-24	4	P Rees	5.0	23AUG94
6	N Sismey	7.88	11.140	2AUG94	6	S Lander	6.68	13.141	06-Sep-04	4	S Minnis	5.0	2AUG94
6	J Sismey	7.88	11.140	09-Mar-10	6	J Lamb	6.68	13.141	04-Oct-16	4	J Tague	5.0	6MAY97
8	S Goodlip	7.93	11.070	30-Jan-24	8	W Lander	6.73	13.044	17-Apr-07	4	D Edwards	5.0	04-Oct-16
9	A Mcpeake	7.96	11.028	09-May-00	9	J Tague	6.77	12.967	2AUG94	9	A Holliday	4.5	11-May-99
10	A Smith	7.98	11.001	2AUG94	10	A Mcpeake	6.78	12.948	09-Mar-10	9	R Masters	4.5	06-Mar-12
11	D Garbett	8.00	10.973	04-Oct-16	11	S Anand	6.82	12.872	18-Mar-14	9	C Roythorne	4.5	18-Mar-14
12	P Rees	8.01	10.959	11-May-99	12	C Bowles	6.85	12.815	30-Jan-24	12	M Rogers	3.5	23AUG94
13	C Bowles	8.05	10.905	30-Jan-24	13	P Levers	6.86	12.797	09-Mar-10	12	A Mcpeake	3.5	11-May-99
14	S Lander	8.07	10.878	06-Sep-04	14	M Chadwick	6.87	12.778	12-May-98	12	G Weston	3.5	17-Apr-07
15	D Brentnall	8.10	10.838	15JUL94	15	C Roythorne	6.90	12.722	18-Mar-14	12	M Allsopp	3.5	11-Mar-08
16	K Lye	8.12	10.811	09-Mar-10	15	G Peach	6.90	12.722	30-Jan-24	12	P Levers	3.5	18-Mar-14
17	R Seaman	8.13	10.798	12-May-98	17	J Neale	6.92	12.686	2AUG94	12	J Lawson	3.5	30-Jan-24
18	M Rogers	8.14	10.784	2AUG94	17	D Garbett	6.92	12.686	04-Oct-16	18	D Walker	3.0	14JUN94
19	J Neale	8.24	10.653	2AUG94	19	R Crossland	6.93	12.667	18-Mar-14	18	J Hitchcock	3.0	14JUN94
20	D Mcpeake	8.25	10.640	23AUG94	20	L Blacker	6.97	12.595	30-Jan-24	18	R Chadwick	3.0	2AUG94
20	P Levers	8.25	10.640	23AUG94	21	T Chadwick	7.04	12.469	09-Mar-10	18	R Hitchcock	3.0	2AUG94
22	G Peach	8.27	10.615	11-May-99	22	L Smith	7.05	12.452	06-Mar-12	18	I Brentnall	3.0	12-May-98
23	S Pank	8.30	10.576	12-May-98	23	J Levers	7.06	12.434	09-Mar-10	18	D Oliver	3.0	11-May-99
23	T Dingley	8.30	10.576	11-May-99	24	P Rees	7.09	12.381	17-Apr-07	18	S Anand	3.0	09-Mar-10
25	S Anand	8.31	10.564	06-Mar-12	24	K Lye	7.09	12.381	09-Mar-10	18	L Smith	3.0	09-Mar-10
26	N Lambert	8.33	10.538	07-Sep-04	24	R Blake	7.09	12.381	06-Mar-12	18	R Blake	3.0	09-Mar-10
27	C Roythorne	8.34	10.526	09-Mar-10	24	R Masters	7.09	12.381	06-Mar-12	18	S Sumner	3.0	09-Mar-10
28	J Levers	8.35	10.513	09-Mar-10	28	D Mcpeake	7.12	12.329	12-May-98	18	N Sismey	3.0	04-Oct-16
29	T Chadwick	8.37	10.488	09-Mar-10	29	M Allsopp	7.19	12.209	18-Mar-14	18	C Bowles	3.0	30-Jan-24
30	B Johnson	8.40	10.450	6MAY97	30	M Rogers	7.20	12.192	23AUG94	18	D Turnbull	3.0	30-Jan-24
31	M Allsopp	8.42	10.426	09-Mar-10	31	D Brentnall	7.23	12.142	2AUG94	31	B Johnson	2.5	2AUG94
32	S Minnis	8.44	10.401	2AUG94	31	A Bullock	7.23	12.142	11-Jul-06	31	M Jubb	2.5	14JUN94
33	A Holliday	8.47	10.364	11-May-99	33	J Roythorne	7.26	12.091	18-Mar-14	31	S Pank	2.5	12-May-98
34	D Hughes-Dowd	8.48	10.352	30-Jan-24	34	D Hughes-Dowd	7.39	11.879	30-Jan-24	31	S Goodlip	2.5	09-May-00
35	J Kelly	8.49	10.340	23AUG94	35	S Pank	7.41	11.847	12-May-98	31	G Peach	2.5	09-May-00
35	L Blacker	8.49	10.340	30-Jan-24	36	I Brentnall	7.42	11.831	6MAY97	31	A Bullock	2.5	09-May-00
37	A Stamper	8.55	10.267	2AUG94	36	G Weston	7.42	11.831	17-Apr-07	31	S Lander	2.5	07-Sep-04
38	T Measham	8.57	10.243	11-Mar-08	38	T Dingley	7.45	11.783	12-May-98	31	W Lander	2.5	07-Sep-04
38	R Blake	8.57	10.243	06-Mar-12	39	A Woodhouse	7.46	11.767	30-Jan-24	31	M Knighton	2.5	07-Sep-04
40	S Dunn	8.60	10.207	2AUG94	40	J Lymer	7.53	11.658	18-Mar-14	31	S Anand	2.5	17-Apr-07
41	A Hughes	8.69	10.102	11-May-08	41	S Minnis	7.58	11.581	23AUG94	31	P Barber	2.5	09-Mar-10
41	J Lymer	8.69	10.102	18-Mar-14	42	I Hall	7.60	11.551	09-Mar-10	42	M Chadwick	2.0	12-May-98
43	J Roythorne	8.74	10.044	09-Mar-10	42	D Passell	7.60	11.551	18-Mar-14	43	A Smith	1.5	15JUL94
44	G Schule	8.77	10.010	12-May-98	44	R Seaman	7.65	11.475	07-Sep-04	43	A Stamper	1.5	2AUG94



**Jacarepagua Best Off Chart 2 (Adults) Sheet 2 of 2**

Open Wheel Fastest Laps					Enclosed Wheel Fastest Laps					Final Points			
Pos	Adult	Sec	MPH	Date	Pos	Adult	Sec	MPH	Date	Pos	Adult	PTS	Date
44	JJ Hughes-Dowd	8.77	10.010	30-Jan-24	45	A Holliday	7.67	11.445	11-May-99	43	C Henry	1.5	15JUL94
46	R Crossland	8.78	9.998	18-Mar-14	46	D Turnbull	7.69	11.415	04-Oct-16	43	D Brentnall	1.5	14JUN94
47	J Lamb	8.80	9.975	18-Mar-14	47	B Johnson	7.70	11.401	6MAY97	43	G Lambert	1.5	2AUG94
48	G Lambert	8.83	9.942	2AUG94	47	D Edwards	7.70	11.401	04-Oct-16	43	J Neale	1.5	2AUG94
49	D Passell	8.85	9.919	18-Mar-14	47	JJ Hughes-Dowd	7.70	11.401	30-Jan-24	43	N Lambert	1.5	14JUN94
50	G Weston	8.88	9.886	06-Sep-04	50	S Sumner	7.71	11.386	09-Mar-10	43	R Seaman	1.5	14JUN94
51	R Masters	8.90	9.863	09-Mar-10	51	T Measham	7.72	11.371	17-Apr-07	43	S Dunn	1.5	2AUG94
51	A Bullock	8.90	9.863	09-Mar-10	52	S Dunn	7.75	11.327	2AUG94	43	K Lye	1.5	09-Mar-10
53	J Hitchcock	8.96	9.797	2AUG94	53	J Holmes	7.82	11.226	18-Mar-14	43	J Levers	1.5	09-Mar-10
54	C Henry	9.00	9.754	6MAY97	53	K Alcock	7.82	11.226	18-Mar-14	43	I Hall	1.5	09-Mar-10
55	D Edwards	9.01	9.743	04-Oct-16	53	L Williamson	7.82	11.226	04-Oct-16	43	T Dingley	1.5	6MAY97
56	P Foxley	9.04	9.711	2AUG94	56	P Barber	7.86	11.168	18-Mar-14	43	M Watts	1.5	09-Mar-10
57	M Jubb	9.05	9.700	14JUN94	57	P Foxley	7.87	11.154	14JUN94	43	A Fearn	1.5	11-Mar-08
57	H Vd Heuvel	9.05	9.700	2AUG94	58	A Fearn	7.91	11.098	17-Apr-07	43	T Measham	1.5	11-Mar-08
59	A Woodhouse	9.07	9.679	30-Jan-24	59	M Tansley	7.95	11.042	12-May-98	43	J Lymer	1.5	18-Mar-14
60	M Tansley	9.14	9.604	12-May-98	60	D Oliver	7.99	10.867	11-May-99	43	J Holmes	1.5	18-Mar-14
61	S Anand	9.17	9.573	17-Apr-07	61	N Lambert	8.02	10.946	07-Sep-04	43	J Litherland	1.5	18-Mar-14
61	J Holmes	9.17	9.573	18-Mar-14	62	G Lambert	8.05	10.905	2AUG94	43	J Lamb	1.5	04-Oct-16
63	C Schofield	9.18	9.563	14JUN94	62	M Knighton	8.05	10.905	06-Sep-04	43	R Lawson	1.5	04-Oct-16
64	A Fearn	9.21	9.531	17-Apr-07	64	R James	8.08	10.864	09-Mar-10	43	D Latham	1.5	30-Jan-24
65	I Hall	9.29	9.449	09-Mar-10	65	H Vd Heuvel	8.09	10.851	15JUL94	65	R James	1.0	09-Mar-10
66	R Hitchcock	9.30	9.439	23AUG94	66	G Schule	8.10	10.838	12-May-98	65	J Roythorne	1.0	09-Mar-10
66	R Lawson	9.30	9.439	30-Jan-24	67	J Kelly	8.17	10.745	23AUG94	65	P Foxley	1.0	14JUN94
68	I Brentnall	9.39	9.349	12-May-98	67	S Anand	8.17	10.745	17-Apr-07	65	A Hughes	1.0	11-May-08
69	J Lawson	9.40	9.339	30-Jan-24	69	R Hitchcock	8.24	10.653	2AUG94	65	C Bullock	1.0	11-May-08
70	M Knighton	9.41	9.329	06-Sep-04	70	J Litherland	8.28	10.602	18-Mar-14	65	R Crossland	1.0	06-Mar-12
71	K Alcock	9.42	9.319	18-Mar-14	71	R Lawson	8.44	10.401	04-Oct-16	65	D Passell	1.0	18-Mar-14
72	D Latham	9.44	9.299	30-Jan-24	72	M Watts	8.50	10.328	09-May-00	65	K Alcock	1.0	18-Mar-14
73	R James	9.49	9.250	09-Mar-10	73	A Hughes	8.51	10.315	11-May-08	65	L Williamson	1.0	04-Oct-16
74	C Bullock	9.52	9.221	11-May-08	74	C Henry	8.57	10.243	6MAY97	65	L Blacker	1.0	30-Jan-24
75	P Barber	9.55	9.192	07-Sep-04	75	R Chadwick	8.59	10.219	2AUG94	65	JJ Hughes-Dowd	1.0	30-Jan-24
75	J Litherland	9.55	9.192	18-Mar-14	75	C Bullock	8.59	10.219	11-May-08	65	M Dutson	1.0	30-Jan-24
77	M Watts	9.64	9.106	09-May-00	77	J Lawson	8.60	10.207	30-Jan-24	77	T Chadwick	0.5	09-Mar-10
78	D Oliver	9.70	9.050	09-May-00	78	D Latham	8.63	10.172	30-Jan-24	77	C Schofield	0.5	14JUN94
79	R Chadwick	9.72	9.031	15JUL94	79	D Walker	8.68	10.113	23AUG94	77	J Kelly	0.5	23AUG94
80	D Turnbull	9.73	9.022	04-Oct-16	80	J Hitchcock	8.81	9.964	14JUN94	77	M Tansley	0.5	12-May-98
81	D Walker	10.09	8.700	23AUG94	81	S Gray	8.89	9.874	30-Jan-24	77	D Garbett	0.5	04-Oct-16
82	S Gray	10.21	8.598	30-Jan-24	82	M Dutson	9.05	9.700	30-Jan-24	77	D Hughes-Dowd	0.5	30-Jan-24
83	S Sumner	10.28	8.539	09-Mar-10	83	M Jubb	9.07	9.679	14JUN94	77	S Gray	0.5	30-Jan-24
84	S Smith	10.62	8.266	04-Oct-16	84	C Schofield	9.29	9.449	14JUN94	84	S Smith	0.0	04-Oct-16
85	M Dutson	10.66	8.235	30-Jan-24	85	A Stamper	9.33	9.409	15JUL94	84	C Bradford	0.0	18-Mar-14
86	N Maffin	10.92	8.039	11-May-99	86	S Smith	10.01	8.770	04-Oct-16	84	G Schule	0.0	12-May-98
87	L Williamson	11.15	7.873	04-Oct-16	87	N Maffin	10.05	8.735	11-May-99	84	N Maffin	0.0	11-May-99
88	C Bradford	11.44	7.673	18-Mar-14	88	C Bradford	10.29	8.531	18-Mar-14	84	A Woodhouse	0.0	30-Jan-24

Jacarepagua Best Off Chart 1 (Juniors)

Qualifying					Open Wheel Race Laps					Enclosed Wheel Race Laps				
Pos	Junior	Laps	MPH	Date	Pos	Junior	Laps	MPH	Date	Pos	Junior	Laps	MPH	Date
1	AJ Mcpeake	77.3	9.425	2AUG94	1	M Minnis	20.6	10.046	14JUN94	1	T Chadwick	23.5	11.461	07-Sep-04
2	M Minnis	76.8	9.364	14JUN94	2	K Schofield	20.4	9.949	2AUG94	2	A Hughes	22.2	10.827	11-Jul-06
2	J Henry	76.8	9.364	09-May-00	3	J Henry	20.1	9.803	11-May-99	3	J Henry	21.8	10.632	09-May-00
4	T Pank	76.3	9.303	11-May-99	4	AJ Mcpeake	19.6	9.559	2AUG94	4	AJ Mcpeake	21.3	10.388	23AUG94
5	T Chadwick	75.6	9.217	07-May-04	5	A Turnbull	19.4	9.461	04-Oct-16	5	J Sismey	21.1	10.290	07-Sep-04
5	J Sismey	75.6	9.217	07-Sep-04	6	JJ Hughes-Dowd	18.8	9.169	30-Jan-24	6	K Schofield	20.9	10.193	15JUL94
7	C Bowles	73.8	8.998	11-May-99	7	C Bowles	18.4	8.973	11-May-99	7	T Pank	20.8	10.144	11-May-99
8	JJ Hughes-Dowd	73.0	8.900	30-Jan-24	8	T Pank	18.3	8.925	11-May-99	8	C Bowles	20.7	10.095	11-May-99
9	J Stevenson	71.0	8.656	12-May-98	9	G Haddon	18.2	8.876	12-May-98	9	J Pateman	20.5	9.998	06-Mar-12
10	A Hall	70.4	8.583	18-Mar-14	10	J Stevenson	18.1	8.827	12-May-98	10	J Stevenson	20.3	9.900	12-May-98
11	K All	70.1	8.547	17-Apr-07	10	T Chadwick	18.1	8.827	09-May-00	11	C Davenport	20.2	9.851	2AUG94
12	K Schofield	69.3	8.449	15JUL94	10	J Sismey	18.1	8.827	07-Sep-04	12	G Haddon	20.0	9.754	12-May-98
13	J Pateman	69.2	8.437	06-Mar-12	10	K All	18.1	8.827	17-Apr-07	13	M Minnis	19.8	9.656	15JUL94
14	C Brentnall	69.0	8.413	12-May-98	14	P Connally	17.1	8.339	09-May-00	13	C Brentnall	19.8	9.656	6MAY97
15	A Hughes	68.7	8.376	11-Jul-06	14	J Lawson	17.1	8.339	30-Jan-24	13	A Hall	19.8	9.656	18-Mar-14
16	R Litherland	68.6	8.364	04-Oct-16	16	C Davenport	16.9	8.242	2AUG94	16	M McNulty	19.4	9.461	23AUG94
17	C Davenport	68.0	8.291	2AUG94	16	M McNulty	16.9	8.242	09-May-00	17	P Walker	19.3	9.412	09AUG94
18	A Turnbull	67.9	8.279	04-Oct-16	16	L Smith	16.9	8.242	11-Mar-08	17	K All	19.3	9.412	17-Apr-07
19	P Connally	67.6	8.242	11-May-99	16	A Hall	16.9	8.242	18-Mar-14	19	J Lister	19.1	9.315	06-Mar-12
19	K Ashworth	67.6	8.242	11-Mar-08	20	R Litherland	16.6	8.096	04-Oct-16	19	F Holmes	19.1	9.315	04-Oct-16
21	F Holmes	67.5	8.230	04-Oct-16	21	A Hughes	16.5	8.047	11-Jul-06	19	R Litherland	19.1	9.315	04-Oct-16
22	G Haddon	66.6	8.120	13-May-98	22	D Barker	16.2	7.901	09-May-00	22	P Connally	18.9	9.217	11-May-99
23	P Walker	66.2	8.071	23AUG94	22	C Bullock	16.2	7.901	17-Apr-07	22	JJ Hughes-Dowd	18.9	9.217	30-Jan-24
24	K Levers	65.9	8.035	09-Mar-10	22	K Ashworth	16.2	7.901	11-Mar-08	24	A Turnbull	18.7	9.120	04-Oct-16
25	L Smith	65.6	7.998	11-Mar-08	25	P Walker	16.1	7.852	14JUN94	25	D Barker	18.5	9.022	11-May-99
26	J Lister	64.8	7.901	06-Mar-12	25	J Pateman	16.1	7.852	06-Mar-12	26	K Ashworth	18.2	8.876	11-Mar-08
27	C Bullock	64.2	7.827	17-Apr-07	27	C Brentnall	16.0	7.803	12-May-98	27	K Levers	18.1	8.827	09-Mar-10
28	M Warren	63.8	7.779	11-Mar-08	28	J Mellor	15.7	7.657	09-Mar-10	27	C Bullock	18.1	8.827	11-Jul-06
29	D Barker	63.0	7.681	11-May-99	28	Z Roythorne	15.7	7.657	06-Mar-12	29	S Maffin	17.5	8.535	11-May-99
30	M McNulty	62.5	7.620	09-May-00	30	K Levers	15.6	7.608	09-Mar-10	30	B Roythorne	17.3	8.437	06-Mar-12
31	J Lawson	62.2	7.584	30-Jan-24	30	J Woodhouse	15.6	7.608	30-Jan-24	31	M Warren	17.2	8.388	11-Mar-08
32	J Mellor	60.7	7.401	09-Mar-10	32	F Holmes	15.5	7.559	04-Oct-16	31	J Elmore	17.2	8.388	04-Oct-16
33	Z Roythorne	60.4	7.364	06-Mar-12	33	M Warren	15.4	7.510	11-Mar-08	33	S Schule	17.1	8.339	12-May-98
34	N Gull	60.2	7.340	09-Mar-10	34	L Chadwick	14.9	7.267	07-Sep-04	34	J Bullock	17.0	8.291	11-May-99
35	J Elmore	59.9	7.303	04-Oct-16	34	B Rees	14.9	7.267	11-Mar-08	35	L Smith	16.7	8.144	11-Mar-08
36	B Roythorne	59.7	7.279	06-Mar-12	36	E Henry	14.7	7.169	09-May-00	35	G Reyes-England	16.7	8.144	04-Oct-16
37	M Bradley	57.9	7.059	18-Mar-14	36	R Cook	14.7	7.169	11-Mar-08	35	J Lawson	16.7	8.144	30-Jan-24
38	J Woodhouse	57.6	7.023	30-Jan-24	38	B Roythorne	14.6	7.120	06-Mar-12	38	N Gull	16.5	8.047	09-Mar-10
39	J Bullock	57.5	7.011	11-May-99	39	J Elmore	14.5	7.071	04-Oct-16	38	R Maffin	16.5	8.047	11-May-99
40	P Martin	56.5	6.889	18-Mar-14	40	N Gull	14.2	6.925	09-Mar-10	38	Z Roythorne	16.5	8.047	06-Mar-12
41	S Schule	56.3	6.864	15-May-98	40	J Lister	14.2	6.925	06-Mar-12	38	M Bradley	16.5	8.047	18-Mar-14
41	D Paul	56.3	6.864	04-Oct-16	40	P Martin	14.2	6.925	18-Mar-14	42	P Martin	16.4	7.998	18-Mar-14
43	S Maffin	55.8	6.803	11-May-99	40	L Stott-Safropoulos	14.2	6.925	18-Mar-14	43	A Pank	16.2	7.901	12-May-98
44	N Zimmerman	53.9	6.572	17-Apr-07	44	J Bullock	14.1	6.876	11-May-99	44	J Mellor	16.1	7.852	09-Mar-10
45	B Rees	53.7	6.547	11-Mar-08	44	M Bradley	14.1	6.876	18-Mar-14	45	D Paul	15.9	7.754	04-Oct-16
46	R Maffin	53.6	6.535	11-May-99	44	B Brooks	14.1	6.876	18-Mar-14	46	N Zimmerman	14.9	7.267	17-Apr-07
46	E Henry	53.6	6.535	09-May-00	47	S Maffin	13.9	6.779	11-May-99	47	E Stott-Safropoulos	14.6	7.120	18-Mar-14
48	B Brooks	52.9	6.450	18-Mar-14	48	D Paul	13.7	6.681	04-Oct-16	48	J Woodhouse	14.5	7.071	30-Jan-24
48	G Reyes-England	52.9	6.450	04-Oct-16	49	S Schule	13.6	6.633	12-May-98	49	I Bradley	14.4	7.023	18-Mar-14
50	E Stott-Safropoulos	52.8	6.438	18-Mar-14	49	M Watts	13.6	6.633	11-May-99	50	B Rees	14.2	6.925	11-Mar-08
51	R Cook	52.2	6.364	11-Mar-08	51	Mat McNulty	13.5	6.584	09-May-00	51	B Brooks	14.1	6.876	18-Mar-14
52	L Chadwick	51.8	6.316	07-Sep-04	52	E Stott-Safropoulos	13.4	6.535	18-Mar-14	52	L Chadwick	14.0	6.828	07-Sep-04
53	L Stott-Safropoulos	50.4	6.145	18-Mar-14	53	K Cook	13.2	6.438	11-Mar-08	53	L Brooks	13.9	6.779	18-Mar-14
54	J Dobbins	49.4	6.023	17-Apr-07	54	N Bradford	12.9	6.291	18-Mar-14	54	J Dobbins	13.8	6.730	17-Apr-07
54	A Pank	49.4	6.023	17-May-98	54	J Dobbins	12.9	6.291	17-Apr-07	54	H Smith	13.8	6.730	04-Oct-16
56	Mat McNulty	48.5	5.913	09-May-00	54	R Maffin	12.9	6.291	11-May-99	56	E Henry	13.6	6.633	09-May-00
57	K Cook	48.3	5.889	11-Mar-08	57	N Zimmerman	12.8	6.242	17-Apr-07	57	L Bell	13.4	6.535	09-May-00
58	M Watts	47.9	5.840	11-May-99	58	G Reyes-England	12.6	6.145	04-Oct-16	58	L Stott-Safropoulos	13.1	6.389	18-Mar-14
59	R Hughes	45.4	5.535	11-Mar-08	58	L Bell	12.6	6.145	09-May-00	59	R Cook	12.9	6.291	11-Mar-08
60	I Bradley	45.2	5.511	18-Mar-14	60	A Pank	12.1	5.901	12-May-98	60	R Hughes	12.5	6.096	11-Mar-08
61	A Bradford	45.0	5.487	18-Mar-14	61	H Smith	11.8	5.755	04-Oct-16	60	Mat McNulty	12.5	6.096	09-May-00
62	H Smith	43.7	5.328	04-Oct-16	62	A Bradford	11.7	5.706	18-Mar-14	62	K Cook	12.3	5.999	11-Mar-08
63	L Brooks	43.3	5.279	18-Mar-14	63	R Hughes	11.3	5.511	11-Mar-08	63	M Watts	12.2	5.950	11-May-99
64	L Bell	42.0	5.121	09-May-00	64	I Bradley	10.6	5.170	18-Mar-14	64	A Bradford	11.5	5.608	18-Mar-14
65	N Bradford	41.8	5.096	18-Mar-14	65	J Martinez	9.4	4.584	04-Oct-16	65	N Bradford	9.9	4.828	18-Mar-14
66	J Martinez	28.0	3.414	04-Oct-16	65	L Brooks	9.4	4.584	18-Mar-14	66	J Martinez	8.1	3.950	04-Oct-16

### Jacarepagua Best Off Chart 2 (Juniors)

Open Wheel Fastest Laps					Enclosed Wheel Fastest Laps					Final Points			
Pos	Junior	Sec	MPH	Date	Pos	Junior	Sec	MPH	Date	Pos	Junior	PTS	Date
1	AJ Mcpeake	8.14	10.784	2AUG94	1	T Chadwick	6.90	12.722	07-Sep-04	1	J Stevenson	4.0	6MAY97
2	J Henry	8.29	10.589	09-May-00	2	C Brentnall	7.30	12.025	6MAY97	2	M Minnis	3.5	15JUL94
3	M Minnis	8.36	10.500	2AUG94	3	J Pateman	7.31	12.009	06-Mar-12	2	D Barker	3.5	09-May-00
4	K Schofield	8.39	10.463	2AUG94	4	J Sismey	7.36	11.927	07-Sep-04	2	F Holmes	3.5	18-Mar-14
5	T Pank	8.49	10.340	11-May-99	5	R Litherland	7.53	11.658	04-Oct-16	2	L Brooks	3.5	18-Mar-14
6	C Bowles	8.63	10.172	12-May-98	6	T Pank	7.55	11.627	11-May-99	6	B Rees	3.0	11-May-08
7	T Chadwick	8.67	10.125	09-May-00	7	A Hughes	7.56	11.612	11-Jul-06	6	I Bradley	3.0	18-Mar-14
8	J Sismey	8.69	10.102	07-Sep-04	8	A Hall	7.60	11.551	18-Mar-14	6	Z Roythorne	3.0	04-Oct-16
9	K All	8.77	10.010	17-Apr-07	9	D Barker	7.64	11.490	11-May-99	9	K Schofield	2.5	2AUG94
10	D Barker	8.83	9.942	11-May-99	10	JJ Hughes-Dowd	7.70	11.401	30-Jan-24	9	G Haddon	2.5	12-May-98
11	A Hughes	8.89	9.874	11-Jul-06	11	M Minnis	7.71	11.386	23AUG94	9	P Connally	2.5	11-May-99
12	P Connally	8.92	9.841	11-May-99	12	J Henry	7.72	11.371	09-May-00	9	M Watts	2.5	11-May-99
13	G Haddon	8.98	9.776	12-May-98	13	AJ Mcpeake	7.78	11.283	23AUG94	9	M McNulty	2.5	09-May-00
14	A Turnbull	9.03	9.721	04-Oct-16	14	J Lister	7.82	11.226	06-Mar-12	9	G Reyes-England	2.5	04-Oct-16
15	J Stevenson	9.08	9.668	12-May-98	15	C Bowles	7.85	11.183	11-May-99	15	J Henry	2.0	14JUN94
16	K Levers	9.12	9.625	09-Mar-10	16	K Levers	7.92	11.084	09-Mar-10	15	AJ Mcpeake	2.0	14JUN94
17	M McNulty	9.13	9.615	09-May-00	17	J Stevenson	7.99	10.987	12-May-98	15	T Chadwick	2.0	07-Sep-04
18	R Litherland	9.17	9.573	04-Oct-16	18	K Schofield	8.07	10.878	15JUL94	15	K Levers	2.0	09-Mar-10
19	JJ Hughes-Dowd	9.17	9.573	30-Jan-24	19	B Roythorne	8.08	10.864	06-Mar-12	15	A Hughes	2.0	11-Jul-06
20	C Davenport	9.26	9.480	2AUG94	20	J Elmore	8.11	10.824	04-Oct-16	15	K All	2.0	17-Apr-07
20	B Roythorne	9.26	9.480	06-Mar-12	21	P Walker	8.19	10.718	14JUN94	15	L Smith	2.0	11-May-08
22	P Martin	9.28	9.459	18-Mar-14	22	F Holmes	8.24	10.653	18-Mar-14	15	J Pateman	2.0	06-Mar-12
23	J Elmore	9.36	9.379	04-Oct-16	23	P Connally	8.25	10.640	09-May-00	15	A Hall	2.0	18-Mar-14
24	J Lawson	9.40	9.339	30-Jan-24	24	G Haddon	8.28	10.602	12-May-98	15	A Turnbull	2.0	04-Oct-16
25	A Hall	9.51	9.231	18-Mar-14	25	K All	8.33	10.538	17-Apr-07	15	JJ Hughes-Dowd	2.0	30-Jan-24
26	C Brentnall	9.55	9.192	12-May-98	26	S Schule	8.35	10.513	12-May-98	26	J Mellor	1.5	09-Mar-10
27	Z Roythorne	9.59	9.154	04-Oct-16	27	M McNulty	8.40	10.450	09-May-00	26	C Brentnall	1.5	14JUN94
28	P Walker	9.64	9.106	15JUL94	28	A Turnbull	8.51	10.315	04-Oct-16	26	C Davenport	1.5	2AUG94
29	C Bullock	9.68	9.069	11-Jul-06	29	J Woodhouse	8.56	10.255	30-Jan-24	26	P Walker	1.5	14JUN94
30	E Henry	9.69	9.059	09-May-00	30	P Martin	8.58	10.231	18-Mar-14	26	C Bowles	1.5	12-May-98
31	J Pateman	9.75	9.003	06-Mar-12	31	J Lawson	8.60	10.207	30-Jan-24	26	A Pank	1.5	12-May-98
32	J Bullock	9.83	8.930	09-May-00	32	C Bullock	8.62	10.184	11-Jul-06	26	T Pank	1.5	11-May-99
33	D Paul	9.91	8.858	04-Oct-16	33	C Davenport	8.63	10.172	15JUL94	26	Mat McNulty	1.5	09-May-00
34	J Mellor	9.93	8.840	09-Mar-10	34	Z Roythorne	8.70	10.090	06-Mar-12	26	J Sismey	1.5	07-Sep-04
35	N Gull	9.96	8.814	09-Mar-10	35	K Ashworth	8.72	10.067	11-May-08	26	C Bullock	1.5	11-Jul-06
36	M Bradley	9.98	8.796	18-Mar-14	36	N Zimmerman	8.77	10.010	17-Apr-07	26	K Ashworth	1.5	11-May-08
37	L Smith	10.03	8.752	11-May-08	37	L Smith	8.86	9.908	11-May-08	26	R Cook	1.5	11-May-08
38	K Ashworth	10.08	8.709	11-May-08	38	M Bradley	8.88	9.886	18-Mar-14	26	J Lister	1.5	06-Mar-12
39	S Maffin	10.10	8.691	11-May-99	39	J Mellor	8.97	9.786	09-Mar-10	26	A Bradford	1.5	18-Mar-14
39	F Holmes	10.10	8.691	18-Mar-14	40	J Bullock	9.04	9.711	11-May-99	26	R Litherland	1.5	04-Oct-16
41	M Watts	10.15	8.649	11-May-99	41	E Henry	9.05	9.700	09-May-00	26	H Smith	1.5	04-Oct-16
42	J Woodhouse	10.29	8.531	30-Jan-24	42	A Pank	9.09	9.657	12-May-98	26	J Elmore	1.5	04-Oct-16
43	L Chadwick	10.37	8.465	07-Sep-04	43	D Paul	9.18	9.563	04-Oct-16	26	J Woodhouse	1.5	30-Jan-24
44	M Warren	10.42	8.425	11-May-08	44	E Stott-Safiroopoulos	9.20	9.542	18-Mar-14	44	P Martin	1.0	18-Mar-14
45	B Brooks	10.51	8.352	18-Mar-14	45	N Gull	9.38	9.359	09-Mar-10	44	L Stott-Safiroopoulos	1.0	18-Mar-14
46	J Lister	10.59	8.289	06-Mar-12	46	S Maffin	9.53	9.211	11-May-99	44	N Bradford	1.0	18-Mar-14
47	K Cook	10.65	8.243	11-May-08	47	M Warren	9.70	9.050	11-May-08	44	N Gull	1.0	09-Mar-10
48	L Stott-Safiroopoulos	10.66	8.235	18-Mar-14	48	I Bradley	9.71	9.041	18-Mar-14	44	J Bullock	1.0	11-May-99
49	L Bell	10.85	8.091	09-May-00	49	R Maffin	9.73	9.022	11-May-99	44	E Henry	1.0	09-May-00
49	Mat McNulty	10.85	8.091	09-May-00	50	B Brooks	9.75	9.003	18-Mar-14	44	L Bell	1.0	09-May-00
51	B Rees	10.89	8.061	11-May-08	51	L Bell	9.85	8.912	09-May-00	44	K Cook	1.0	11-May-08
52	J Dobbins	10.95	8.017	17-Apr-07	52	B Rees	9.86	8.903	11-May-08	44	N Zimmerman	1.0	17-Apr-07
52	S Schule	10.95	8.017	12-May-98	52	G Reyes-England	9.86	8.903	04-Oct-16	44	L Chadwick	1.0	07-Sep-04
54	N Zimmerman	11.08	7.923	17-Apr-07	54	R Cook	9.88	8.885	11-May-08	44	J Martinez	1.0	04-Oct-16
55	R Cook	11.17	7.859	11-May-08	54	L Chadwick	9.88	8.885	07-Sep-04	44	D Paul	1.0	04-Oct-16
56	N Bradford	11.23	7.817	18-Mar-14	56	J Dobbins	10.35	8.482	17-Apr-07	44	J Lawson	1.0	30-Jan-24
57	E Stott-Safiroopoulos	11.30	7.769	18-Mar-14	57	L Stott-Safiroopoulos	10.40	8.441	18-Mar-14	57	M Bradley	0.5	18-Mar-14
58	I Bradley	11.51	7.627	18-Mar-14	58	H Smith	10.50	8.360	04-Oct-16	57	B Brooks	0.5	18-Mar-14
59	H Smith	11.69	7.509	04-Oct-16	59	R Hughes	10.59	8.289	11-May-08	57	E Stott-Safiroopoulos	0.5	18-Mar-14
60	A Pank	11.83	7.420	12-May-98	60	Mat McNulty	10.64	8.250	09-May-00	57	M Warren	0.5	11-May-08
61	L Brooks	12.04	7.291	18-Mar-14	61	K Cook	10.78	8.143	11-May-08	57	R Hughes	0.5	11-May-08
62	G Reyes-England	12.25	7.166	04-Oct-16	62	M Watts	10.81	8.121	11-May-99	57	J Dobbins	0.5	17-Apr-07
63	R Hughes	12.57	6.984	11-May-08	63	L Brooks	10.88	8.068	18-Mar-14	57	B Roythorne	0.5	06-Mar-12
64	A Bradford	12.60	6.967	18-Mar-14	64	N Bradford	13.69	6.412	18-Mar-14	64	S Maffin	0.0	11-May-99
65	R Maffin	13.54	6.483	11-May-99	65	J Martinez	14.40	6.096	04-Oct-16	64	R Maffin	0.0	11-May-99
66	J Martinez	14.69	5.976	04-Oct-16	66	A Bradford	14.54	6.037	18-Mar-14	64	S Schule	0.0	12-May-98

Visit [dhorc.co.uk](http://dhorc.co.uk) or Find us on **facebook**

Derby HO Racing Club   
[www.dhorc.co.uk](http://www.dhorc.co.uk)

**dhorc**  
Home of HO Le Mans 

**Club Night**  
**R&R**



# Rules & Regulations 2024



Derby HO Racing Club   
[www.dhorc.co.uk](http://www.dhorc.co.uk)

**dhorc**  
Home of HO Le Mans 

Derby HO Racing Club   
[www.dhorc.co.uk](http://www.dhorc.co.uk)

**dhorc**  
Home of HO Le Mans 

<https://www.dhorc.co.uk/images/ruleimages/RR24.pdf>



## LEXAN BODY CATALOGUE

### Legends

SWB = 38mm (1.5")  
between axle centres

LWB = 41mm (1.6")  
between axle centres



AC Cobra  
Convertible  
LWB



Acura NSX  
GT3 2017  
LWB  
30mm Clip



Alfa Romeo 155  
Touring Car  
LWB  
29mm Clip



Alfa Romeo  
BTCC  
LWB  
30mm Clip



Alfa Romeo  
TZ3 Corsa  
SWB  
29mm Clip



Aston Martin  
Vantage GT3  
LWB



Audi  
R8LMS GT3  
LWB



Audi S3  
BTCC  
LWB  
27mm Clip



Austin  
Mini Cooper  
SWB  
28mm Clip



Bentley  
Continental GT3  
LWB  
30mm Clip



BMW  
320i Turbo Grp5  
SWB  
27mm Clip














BMW 1 Series  
BTCC  
LWB  
29mm Clip





















BMW  
M1  
SWB  
30mm Clip





































			
BMW M3 GT2 LWB 27mm Clip	BMW Z4 GT3 LWB	BMW Z8 Convertible LWB 30mm Clip	Bugatti EB110 SWB 32mm Clip
			
Bugatti Veyron LWB 31mm Clip			
			
Chevrolet Nastruck LWB 30mm Clip	Chevron B19 SWB or LWB 29mm Clip	Corvette C5r GT SWB 30mm Clip	Corvette C7r GT 2017 LWB 31mm Clip
			
Corvette C8r GT3 LWB	Corvette Daytona Prototype SWB 30mm Clip	Corvette 1969 Stingray SWB 30mm Clip	
			
Datsun 240Z SWB 27mm Clip	Datsun Fairlady 2000 LWB 26mm Clip	Dodge Challenger LWB 31mm Clip	

			
Ferrari 250 gt Berlinetta Lusso SWB 30mm Clip	Ferrari 250 GTO LWB 29mm Clip	Ferrari 308 GTb LWB 28mm Clip	Ferrari 365 GTb Daytona SWB 28mm Clip
			
Ferrari 488 Gte LWB 29mm Clip	Ferrari 512 LM SWB or LWB 29mm Clip	Ferrari 575 GTc LWB 30mm Clip	Ferrari 612 Can-Am SWB 32mm Clip
			
Ferrari F40 SWB 32mm Clip	Ferrari Testarossa SWB 32mm Clip	Ford Capri SWB 30mm Clip	Ford Escort SWB 29mm Clip
			
Ford Custom Van LWB 30mm Clip	Ford Focus RS BTCC LWB 29mm Clip	Ford 2006 GT LWB 29mm Clip	Ford 2016 GT LWB Body Pins Only
			
Ford GT40 SWB 29mm Clip	Ford 2005 Mustang LWB 27mm Clip		

			
Honda Civic BTCC LWB 28mm Clip	Honda Integra LWB 28mm Clip	Honda S2000 SWB 26mm Clip	
			
Jaguar D Type LWB 30mm Clip	Jaguar XJ 220 LWB 32mm Clip	Jaguar XJR 5 (Grp 44) SWB 32mm Clip	Jaguar XJR 9 (Grp C) SWB or LWB 33mm Clip
			
Jaguar XKR GT3 LWB 30mm Clip			Koenigsegg CCX LWB 30mm Clip
			
Lamborghini Contach SWB 29mm Clip	Lamborghini Huracan GT3 LWB 32mm Clip	Lamborghini Miura Concept LWB 30mm Clip	Lamborghini Miura Jota SWB 28mm Clip
			
Lancia LC2 SWB 31mm Clip	Lotus Elise LWB 27mm Clip	Lotus Espirit LWB	Lotus Europa LWB 31mm Clip

			
Matchbox Hi-Tailer LWB 33mm Clip	Mazda 787b (Grp C) LWB 30mm Clip	Mazda RX7 SWB 27mm Clip	McLaren F1 GTr LWB
			
McLaren MP4 12C GT3 LWB 28mm Clip	Mercedes Gullwing 300SL SWB	Mercedes 300SLR LWB	Mercedes CLK GTB LWB 30mm Clip
			
Mercedes DTM Car LWB 30mm Clip	MG 6GT BTCC LWB 28mm Clip	Mini Mini Cooper LWB 27mm Clip	Morris Minor LWB 27mm Clip
			
Mustang 1967 GT 500 SWB 30mm Clip	Mustang Mach 1 SWB 30mm Clip		
			
Nascar  SWB 32mm Clip	Nissan 300ZX SWB 31mm Clip	Nissan March 86G Gtp SWB or LWB 30mm Clip	Nissan R390 GT LWB 32mm Clip

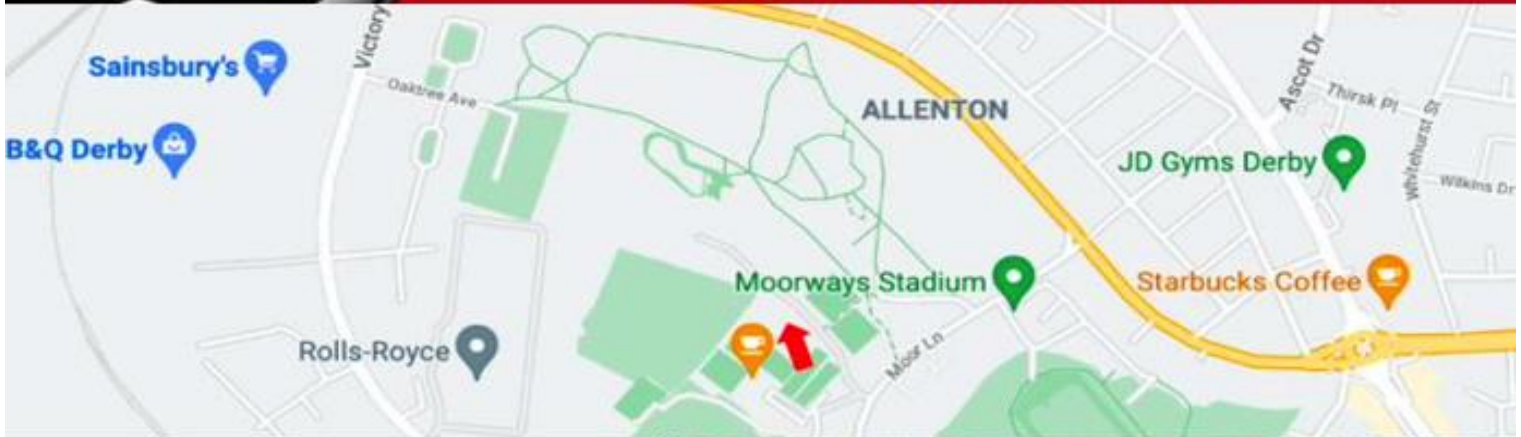
			
Nissan 1989 R89C LWB 32mm Clip	Nissan 1977 Skyline GT-R LWB 27mm Clip	Nissan R32 Skyline SWB 30mm Clip	Nissan Grp C SWB 32mm Clip
			
Pagani Huayra LWB 29mm Clip	Pagini Zonda C12 LWB 30mm Clip	Panoz 1999 LMP-1 LWB 32mm Clip	Peugeot 905 Grp C SWB or LWB 31mm Clip
			
Pontiac 1977 Firebird LWB 30mm Clip	Porsche 908 SWB 29mm Clip	Porsche 910 LWB 32mm Clip	Porsche 911 GT3 SWB 27mm Clip
			
Porsche 911 Turbo RSR GT3 LWB 28mm Clip	Porsche 917 SWB or LWB 31mm Clip	Porsche 934 Turbo RSR SWB 26mm Clip	Porsche 935 Turbo SWB 28mm Clip
			
Porsche 956 Grp C SWB 31mm Clip	Porsche 959 SWB 29mm Clip	Porsche 962 Grp C LWB 32mm Clip	

			
Renault Clio Cup Car LWB 30mm Clip	Renault Clio V6 LWB 29mm Clip	Renault Megane Trophy LWB 30mm Clip	Renault RS01 GT LWB 28mm Clip
			
Saleen S7 LWB	Sauber Mercedes C11 Grp C SWB or LWB 32mm Clip	Shadow MK 11a LWB 31mm Clip	Shelby Cobra Daytona Coupe SWB 31mm Clip
			
Subaru Levorg BTCC LWB 28mm Clip			
			
Toyota 88C-V Grp C SWB or LWB 32mm Clip	Toyota GT-One LWB	Triumph TR7 LWB 28mm Clip	TVR Sagaris LWB
			
Wiesmann GT MF5 SWB or LWB			Zakspeed Grp 5 Capri SWB or LWB 30mm Clip

# Where is DHORC?



[www.dhorc.co.uk](http://www.dhorc.co.uk)



Derby Leisure & Events  
Moor Lane, Allenton,  
Derby, DE24 9HY

Nick Sismey  
[sismey@hotmail.co.uk](mailto:sismey@hotmail.co.uk)  
07984339192