

Visit dhorc.co.uk or Find us on **facebook**

Derby HO Racing Club 
www.dhorc.co.uk

dhorc

Home of HO Le Mans

TOMY AFX
TYCO

Club Night

701

Round 17 **Jacarepagua** – GC 16 Jul 24



Stuart's 500th Race



Derby Leisure and Events

JOIN US AS WE CELEBRATE...

100
YEARS OF LEISURE

ADULTS

- 01 A SMITH
- 02 S GOODLIP
- 03 R LITHERLAND

JUNIORS

- 01 JJ HUGHES-DOWD
- 02 JT HUGHES-DOWD
- 03 J LAWSON

31

DAY

08

MONTH

24

YEAR

This Week: Rolls-Royce Trent 1000 / Trent 7000 Corporate Event



About:



History and Key Facts

HO Club founded on 7 July 1992

- DHORC: Derby HO Racing Club ("HO" Is The Scale = 1/64th)
- Section of Derby Leisure Limited, open to all!
- Home of world famous international Le Mans 24 Hour race.
- Smaller scale version of Scalextric, once set up works all night!
- Four and Eight lane circuits
- Computerised timing
- Statistics for every meeting and every member since July 1992
- Over 20 race meetings each year
- 50+ circuit designs, up to 567 feet in length
- Eight-lane routed DHORCingham oval
- Two car categories – Tyco open wheel (F1)
 - Tomy SGP, BSRT, VSR enclosed wheel (GC)



Carrera Digital Club 1st race 18 January 2022

- 1/32nd Carrera Digital GT Cars
- 15 Evenings a year, minimum 3x15-minute races per driver per evening.
- 13 circuits, including 2 Sprint circuits
- Full computerised timing and stats through SmartRace App



The Club Nights and Magazine Coverage

HO

- Racing starts between 18:45 and 19:00 hours – Finished by 21:30 hours
- Minimum of four 3-minute qualifying races & up to two Finals (F1 & GC) for each member
- Championship points for all members
- Magazine produced for every meeting covering every member & track statistic

Carrera Digital

- Racing starts between 18:00 and 18:15 hours – Finished by 21:30 hours
- Magazine produced after each evening
- Championship points for all members

- Rules & regulations booklet covering all the DHORC rules produced each year
- Great family atmosphere, a help-all culture

Membership Fees, Car Costs and Prizes

- Adult £40 and junior (under 16) £20 for HO & Carrera, £50/£25 combined
- Only £50 Total expenditure for two cars HO Cars, £65 one Carrera
- All cars and spares can be bought at club
- Adult, Masters (over 56), Junior (16 & under) HO Championships
- Adult & 70+ Carrera Championships





Editorial 701



Congratulations Stuart Gray for becoming our 53rd Member to reach 500 race starts as he stepped up onto the oche for his first GC Qualifying Round. As covered in News and Views Stuart has been such a big part of DHORC since he joined on 10Apr18.

It has been a busy week with the Rolls-Royce Trent 1000 / Trent 7000 Chief Engineer **Paul Sixsmith's** team Corporate Event the night after Jacarepagua and the Ford RSOC National Day at Mallory Park on Sunday, hence the slight delay with these magazines. The first event mentioned above is covered in this News and Views, the second one will be covered in one of the dhorcingham magazines. What RSOC did for us was quite extraordinary. All will be revealed in the write up to come.

Congratulations to **Angus Smith** for taking his 9th Adult win, **Simon Goodlip** his 4th Masters win (all in Brazil!), **Andrew Woodhouse** his 12th Early Parents' and **JJ Hughes-Dowd** his 14th Junior win of the year. Angus, Andrew and JJ all extended their leads in their respective Championships.

To add to our busy week, just seven days after Jacarepagua we are back in the Table Tennis Room on 23Jul24 for our second dhorcingham oval event with four Club Nights and four different chassis. Who will become the 2024 Adult and Junior King of Speeds?

See you Tuesday.

Nick Sismey



Front Cover: Stuart Gray reaches 500 three-minute races!

DHORC		Committee...2024		DHORC	
Chairman / Treasurer	Nick Sismey	M 07984 339 192	sismey80@hotmail.co.uk		
Vice Chairman	Phil Rees	M 07912 378 652	dhorcman.p.r@ntlworld.com		
Secretary	Laura Edwards	M 07501 217 254	laurabubbles07@hotmail.co.uk		
HO Spares	Geoff Peach	M 07443 585 902	geoff@geoffpeach.com		
HO Race Control	Dan Turnbull	M 07751 302 255	danieltturnbull@btinternet.com		
HO Carrera Digital Race Control	Lewis Blacker	M 07713 059 906	lewisjayblacker@outlook.com		
Carrera Digital Race Control	Dean Garbett	M 07964 854 084	garbettd@sky.com		
HO Carrera Digital Scrutineer	Angus Smith	M 07591 813 431	angus@angussmith500.plus.com		
HO Carrera Digital Scrutineer	Simon Goodlip	M 07803 551708	simon.goodlip@sky.com		
Carrera Digital	Steve White	M 07859 999 480	wslotcarsteve@gmail.com		

DL&EV SLOT CAR MAGAZINE IS PUBLISHED AND COPYRIGHT 2024 BY DHORC, AND NO PORTION MAY BE REPRODUCED OR TRANSMITTED WITHOUT WRITTEN PERMISSION, AND MAY CONTAIN ARTICLES AND GRAPHICS REPRINTED WITH THE PERMISSION OF THE ORIGINAL COPYRIGHT HOLDER, WHO RETAINS ALL RIGHTS,

Contents.....701

Page	Details
003	Editorial
004	Contents
005	News & Views Including..... 1. Acknowledgements 2. Welcome to the 500 Race Start Club Stuart! 3. Rolls-Royce Trent 1000 / Trent 7000 Corporate Event
006	2024 Calendar
008	2024 Winners & Continuous Club Night Attendance Records
010	DHORC Official Clothing
012	Slot Cars & Spares
013	Razorlite Lexans HO
014	Race Report – Jacarepagua GC – 16 July 2024 - Round 17 of 33 Including..... Page 23 - Race Results Page 29 - Best Results Page 37 - Championship Tables
044	Members' Statistics
058	Next Circuit - dhorcingham – 23 July 2024 - Rounds 18 to 21 of 33
064	Rules and Regulations
065	Razorlite Lexans HO Catalogue



SLOT CARS DIRECT
UK's HO 1/64th Slot Car Specialist
We specialize in Tomy AFX, Viper Scale Racing
and Bulldog Racing Products.

AFX
RACING

Viper Scale Racing

1. Acknowledgements for DHORC 701

Phil Rees	Parc Ferme & everything else	Lee Pateman	Marshalling
John Lamb	Tables	Dave Edwards	Packing Away
Stuart Gray	Setting Up and Marshalling	Liam Smith	Marshalling & PA
Angus Smith	Setting Up, Marshalling	Macaully Dutson	Marshalling
Dan Hughes-Dowd	Race Control, Marshalling & PA	JJ Hughes-Dowd	Marshalling
Dan Turnbull	Race Control & Packing Away	Denis Latham	Marshalling
JT Hughes-Dowd	Marshalling	Ellis Woodhouse	Marshalling
Mike Graham	Marshalling	Jimmy Graham	Marshalling
Andrew Woodhouse	Marshalling	Jenson Woodhouse	Marshalling
Russell Lawson	Biscuits & Marshalling	Simon Goodlip	Marshalling
Jacob Lawson	Biscuit distribution & Marshalling	Reuben Litherland	Marshalling
Lewis Blacker	Parc Ferme & Marshalling		

2. Welcome to the 500 Race Start Club Stuart!

Congratulations to **Stuart Gray** for reaching 500 three-minute races at our 701st Club Night on Tuesday 16Jul24. We made sure, due to the previous magazine celebrating our 700th Club Night and covering the F1 races, that Stuart's first race on Tuesday night was with his GC car Qualifying on Yellow Lane. That meant we could celebrate his great achievement properly in this magazine!

Stuart's first race was on 10Apr18 at Watkins Glen, and he becomes our 53rd Member to reach 500 starts. Not only has Stuart completed 500 races he has also attended 117 Club Nights and has helped set up the track at the most of those. In addition to this he also manages the Carrera Digital spares box and helped with a great deal of work on the Carrera circuits. It was a pleasure presenting Stuart with his 500 Race Starts DHORC Polo Shirt. Thank you so much Stuart for all that you do for the club! The club wouldn't be where it is today without you.



Derby HO Racing Club		HO Calendar 2024			Derby HO Racing Club	
Day	Date	Location	Rounds	Track		
Tuesday	09-Jan	Table Tennis Room	1 (F1) 2 (GC)	Autodromo de Brasilia (New)		
Tuesday	30-Jan	Table Tennis Room	3 (F1)	Jacarepagua		
Tuesday	20-Feb	Table Tennis Room	4 (GC)	Florano (New)		
Tuesday	12-Mar	Table Tennis Room	5 (F1)	Jarama		
Tuesday	09-Apr	Table Tennis Room	6 (F1) 7 (GC)	Pukekohe Park (New)		
Tuesday	30-Apr	Table Tennis Room	8 (F1) 9 (GC)	Misano		
Sat/Sun	4/5 May	Donington Park	Corporate 1	Donington Historic Festival		
Tuesday	14-May	Table Tennis Room	10 (F1) 11 (GC)	Trois-Rivières (New)		
Saturday	25-May	Great Northern Classics	Corporate 2	Cars & Coffee		
Sunday	26-May	Donington Park	Corporate 3	British GT		
Tuesday	04-Jun	Table Tennis Room	12 (F1) 13 (GC)	Watkins Glen		
Sunday	26-May	TC Harrison	Corporate 4	Car Show		
Tuesday	25-Jun	Table Tennis Room	14 (F1) 15 (GC)	Autodromo de Brasilia		
Tuesday	16-Jul	Table Tennis Room	16 (F1) 17 (GC)	Jacarepagua		
Wednesday	17-Jul	Table Tennis Room	Corporate 5	RR Trent 1000/Trent 7000 Team		
Sunday	21-Jul	Mallory Park	Corporate 6	Ford RS Owners Club National Day		
Tuesday	23-Jul	Table Tennis Room	18 (F1) 19 (GC) 20 (F1) 21 (GC)	DHORCingham Oval		
Tuesday	06-Aug	Table Tennis Room	22 (F1) 23 (GC)	Florano		
Sat/Sun	10/11 Aug	Donington Park	Corporate 7	Convoy in the Park		
Sunday	18-Aug	Donington Park	Corporate 8	Tunerfest		
Saturday	31-Aug	Osmaston/Kedleston Rm	Corporate 9	DL&EV 100th Anniversary		
Sat/Sun	07/08 Sep	Donington Park	Corporate 10	British GT		
Tuesday	24-Sep	Table Tennis Room	24 (F1) 25 (GC)	Jarama		
Tuesday	01-Oct	Table Tennis Room	26 (F1) 27 (GC)	Pukekohe Park		
Tuesday	22-Oct	Table Tennis Room	28 (F1) 29 (GC)	Misano		
Tuesday	12-Nov	Table Tennis Room	30 (F1) 31 (GC)	Trois-Rivières		
Tuesday	19-Nov	Table Tennis Room		AGM		
Tuesday	26-Nov	Table Tennis Room	32 (F1) 33 (GC)	Watkins Glen		

Derby HO Racing Club		CD Calendar 2024			Carrera DIGITAL	
Day	Date	Location	Rounds	Track		
Tuesday	02-Jan	Table Tennis Room	Test Night	Interlagos		
Tuesday	16-Jan	Table Tennis Room	1 2 3	Interlagos (New)		
Friday	19-Jan	Table Tennis Room	4 5	Monza (New)		
Saturday	20-Jan	Table Tennis Room	6 7 8 9	Monza		
Tuesday	13-Feb	Table Tennis Room	10 11 12	Interlagos		
Tuesday	27-Feb	Table Tennis Room	Test Night	Shanghai		
Tuesday	19-Mar	Table Tennis Room	13 14 15	Shanghai (New)		
Tuesday	16-Apr	Table Tennis Room	16 17 18/19	Shanghai		
Tuesday	07-May	Table Tennis Room	Test Night	Rockingham		
Tuesday	28-May	Table Tennis Room	20 21 22	Rockingham (New)		
Friday	07-Jun	Table Tennis Room	23 24	Le Mans		
Saturday	08-Jun	Table Tennis Room	25 26 27 28	Le Mans		
Tuesday	18-Jun	Table Tennis Room	29 30 31	Rockingham		
Tuesday	02-Jul	Table Tennis Room	Test Night	Road America		
Tuesday	09-Jul	Table Tennis Room	32 33 34	Road America (New)		
Tuesday	30-Jul	Table Tennis Room	35 36 37	Road America		
Tuesday	20-Aug	Table Tennis Room	Test Night	Old Interlagos		
Tuesday	17-Sep	Table Tennis Room	38 39 40/41	Sakhir		
Tuesday	15-Oct	Table Tennis Room	42 43 44	Fuji		
Friday	25-Oct	Table Tennis Room	45 46	Old Interlagos (New)		
Saturday	26-Oct	Table Tennis Room	47 48 49 50	Old Interlagos		
Tuesday	05-Nov	Table Tennis Room	51 52 53	Road Atlanta		
Tuesday	19-Nov	Table Tennis Room		AGM		
Saturday	23-Nov	Table Tennis Room	DISCA/DHORC	Fuji 6 Hours - Oxygen/Carrera WEC		
Tuesday	03-Dec	Table Tennis Room	54 55 56	Brands Hatch		

3. Rolls-Royce Trent 1000 / Trent 7000 Corporate Event

Having run several Corporate Events for **Paul Sixsmith** when I was working at Rolls-Royce he recently contacted me to run one this week. Now as Chief Engineer of the Trent 1000 engine fitted to the Boeing 787 aircraft and the Trent 7000 fitted to the Airbus A330neo he wanted to run an event for his team.



Thanks to **Dan Hughes-Dowd & Dan Turnbull**, who helped with Race Control, together with **Dave Edwards** and **Liam Smith**, who helped with packing away we had a great evening with 18 racers.



Pizza was again on the menu after we had them the previous night to celebrate our 700th race.

Winners 2024

F1 Qualifies on **Yellow & Red**, F1 on **Green & Blue** Lanes up to Round 13

Day	Date	Rnd	Track	Final	Adults	Masters	Juniors	Early Parents
Tue	09-Jan	1	Brasilia	F1	S Goodlip	S Goodlip	JJ Hughes-Dowd	A Woodhouse
Tue	09-Jan	2	Brasilia	GC	A Smith	S Goodlip/P Rees	JJ Hughes-Dowd	A Stevenson
Tue	30-Jan	3	Jacarepagua	F1	S Goodlip	S Goodlip	JJ Hughes-Dowd	A Woodhouse
Tue	20-Feb	4	Fiorano	GC	A Smith	A Smith	JJ Hughes-Dowd	R Lawson
Tue	12-Mar	5	Jarama	F1	JJ Hughes-Dowd	S Gray	JJ Hughes-Dowd	A Stevenson
Tue	09-Apr	6	Pukekohe	F1	A Smith	A Smith	JJ Hughes-Dowd	A Woodhouse
Tue	09-Apr	7	Pukekohe	GC	A Smith	A Smith	JT Hughes-Dowd	A Woodhouse
Tue	23-Apr	8	Misano	F1	S Goodlip (3)	N Sismey	JJ Hughes-Dowd	A Woodhouse
Tue	23-Apr	9	Misano	GC	A Smith	P Rees	JJ Hughes-Dowd	A Woodhouse
Tue	14-May	10	Trois-Rivieres	F1	P Rees	P Rees	JJ Hughes-Dowd	A Woodhouse
Tue	14-May	11	Trois-Rivieres	GC	A Smith	P Rees (4)	JT Hughes-Dowd	A Woodhouse
Tue	04-Jun	12	Watkins Glen	F1	JJ Hughes-Dowd (2)	A Smith (4)	JJ Hughes-Dowd	M Graham
Tue	04-Jun	13	Watkins Glen	GC	A Smith	S Gray (2)	JJ Hughes-Dowd	A Stevenson (3)
Tue	25-Jun	14	Brasilia	F1	A Smith	G Peach	JJ Hughes-Dowd	A Woodhouse
Tue	25-Jun	15	Brasilia	GC	L Pateman	N Sismey	JT Hughes-Dowd (3)	A Woodhouse
Tue	16-Jul	16	Jacarepagua	F1	P Rees (2)	N Sismey (3)	JJ Hughes-Dowd	A Woodhouse
Tue	16-Jul	17	Jacarepagua	GC	A Smith (9)	S Goodlip (4)	JJ Hughes-Dowd (14)	A Woodhouse (12)
Tue	23-Jul	18	DHORCingham	F1				
Tue	23-Jul	19	DHORCingham	GC				
Tue	23-Jul	20	DHORCingham	F1				
Tue	23-Jul	21	DHORCingham	GC				
Tue	06-Aug	22	Fiorano	F1				
Tue	06-Aug	23	Fiorano	GC				
Tue	10-Sep	24	Jarama	F1				
Tue	10-Sep	25	Jarama	GC				
Tue	01-Oct	26	Pukekohe	F1				
Tue	01-Oct	27	Pukekohe	GC				
Tue	22-Oct	28	Misano	F1				
Tue	22-Oct	29	Misano	GC				
Tue	12-Nov	30	Trois-Rivieres	F1				
Tue	12-Nov	31	Trois-Rivieres	GC				
Tue	26-Nov	32	Watkins Glen	F1				
Tue	26-Nov	33	Watkins Glen	GC				

Race Winners



Adults



Angus Smith
Adults

Masters



Simon Goodlip
Masters

Juniors



JJ Hughes-Dowd
Juniors

Early Parents



Andrew Woodhouse
Early Parents

Continuous Club Night Attendance Records

Members below have built up ten or more continuous Club Night attendances, including DHORC 701:-

Nick Sismey	250 Club Nights	JJ Hughes-Dowd	51	Stuart Gray	24
Angus Smith	24	Phil Rees	17		

Record Continuous Club Night Attendance Nick Sismey 250

Record Continuous Evening Attendance Nick Sismey 213

Record Continuous Club Night Attendance from 1st Race Martin Allsopp 131



Derby HO Racing Club f www.dhorc.co.uk

dhorc

Home of HO Le Mans

TOMY ARK TYCO

Official Clothing

Derby HO Racing Club f www.dhorc.co.uk

dhorc

Home of HO Le Mans

Carrera DIGITAL

07984 33932 dsmey80@hotmail.co.uk



Derby HO Racing Club f www.dhorc.co.uk

dhorc

Home of HO Le Mans

TOMY ARK TYCO

Polo Shirts



Derby HO Racing Club f www.dhorc.co.uk

dhorc

Home of HO Le Mans

Carrera DIGITAL

Polo Shirts



Derby HO Racing Club f www.dhorc.co.uk

dhorc

Home of HO Le Mans

TOMY ARK TYCO

Hoodies



Derby HO Racing Club f www.dhorc.co.uk

dhorc

Home of HO Le Mans

TOMY ARK TYCO

Caps

Contact
Nick Sismey



DERBY H:O RACING CLUB

Jacarepagua - 17 July 2024 - Trent 1000 / Trent 7000

MASTER POINTS TABLE

QUALIFYING			FINAL POSITIONS			FASTEST LAPS			BEST RACE LAPS (3 MINS)		
POS	ADULT	LAPS	POS	ADULT	POS	ADULT	TIME	MPH	POS	ADULT	LAPS
1	Simon Winfield	32.7	1	Simon Winfield	1	Darren Holmes	10.53	8.337	1	Simon Winfield	9.4
2	Vincent Savarin	31.7	2	Darren Holmes	2	Vincent Savarin	10.71	8.196	2	Vincent Savarin	8.9
2	John Knight	31.7	3	Vincent Savarin	3	Dave Crummey	10.73	8.181	3	Darren Holmes	8.8
4	Paul Sixsmith	31.4	4	John Knight	4	Paul Sixsmith	10.75	8.166	4	John Knight	8.7
4	Dave Crummey	31.4	5	Paul Sixsmith	5	Simon Winfield	10.91	8.046	4	Paul Sixsmith	8.7
6	Marc Pons Perez	31.3	6	Dave Crummey	6	John Franklin	11.81	7.433	6	Dave Crummey	8.5
7	Darren Holmes	30.9	7	Marc Pons Perez	7	Marc Pons Perez	11.94	7.352	6	Paul Williams	8.5
8	David Allen	30.0	8	David Allen	8	Paul Williams	11.97	7.334	8	Marc Pons Perez	8.3
9	Adrian Wright	29.7	9	Paul Williams	9	Giuliano Ripamonti	12.53	7.006	9	David Allen	8.1
10	Paul Williams	28.8	10	Adrian Wright	10	James Matthews	12.63	6.950	10	Adrian Wright	8.0
11	Giuliano Ripamonti	28.5	11	Keith Nurney	11	Jon Wright	12.64	6.945	10	James Matthews	8.0
12	Phil Crowle	26.7	12	James Matthews	12	John Knight	12.68	6.923	12	Keith Nurney	7.9
12	Keith Nurney	26.7	13	Giuliano Ripamonti	13	David Allen	12.71	6.907	13	Giuliano Ripamonti	7.6
14	Roberto Menoni	26.3	14	Roberto Menoni	14	Keith Nurney	12.81	6.853	14	Phil Crowle	7.3
15	John Franklin	25.3	15	John Franklin	14	Roberto Menoni	12.81	6.853	15	John Franklin	7.2
16	Jon Wright	25.0	16	Phil Crowle	16	Adrian Wright	12.82	6.847	16	Roberto Menoni	7.0
17	Douglas Angus	24.9	17	Douglas Angus	17	Douglas Angus	12.93	6.789	17	Douglas Angus	6.9
17	James Matthews	24.9	18	Jon Wright	18	Phil Crowle	13.81	6.357	18	Jon Wright	6.8

DERBY H:O RACING CLUB

Jacarepagua - 17 July 2024 - Trent 1000 / Trent 7000

QUALIFYING AND FINAL RACE RESULTS

CL	NAME	ROUND 1		ROUND 2		ROUND 3		ROUND 4		QUAL	FIN	FINAL 1		FINAL 2		FINAL 3		BEST		TOTAL			
		LAPS	TIME	LAPS	TIME	LAPS	TIME	LAPS	TIME			LAPS	POS	LAPS	TIME	LAPS	TIME	LAPS	TIME		LAP	TIME	
A	Simon Winfield	9.1	10.91	8.6	11.49	8.9	11.46	6.1	12.90	32.7	A1	9.4	11.34					9.4	10.91	42.1			
A	Vincent Savarin	7.9	11.35	7.7	11.85	8.9	12.21	7.2	12.89	31.7	A3	8.5	10.71					8.9	10.71	40.2			
A	John Knight	7.4	13.32	7.8	13.81	7.8	15.84	8.7	12.68	31.7	A4	6.7	14.03					8.7	12.68	38.4			
A	Paul Sixsmith	7.7	13.72	7.6	13.49	8.7	12.25	7.4	12.80	31.4	B2	8.0	10.75					8.7	10.75	39.4			
A	Dave Crummey	8.2	11.99	8.5	11.54	7.2	10.73	7.5	13.15	31.4	B3	7.6	12.13					8.5	10.73	39.0			
A	Marc Pons Perez	8.2	13.43	8.3	12.29	7.4	15.02	7.4	13.37	31.3	B4	7.3	11.94					8.3	11.94	38.6			
A	Darren Holmes	8.1	11.55	8.1	11.76	8.5	10.53	6.2	15.43	30.9	A2	8.8	10.87	8.2	12.92	8.8	11.63	8.8	10.53	56.5			
A	David Allen	7.7	13.19	8.1	12.71	7.5	13.30	6.7	15.03	30.0	C2	7.7	13.19					8.1	12.71	37.7			
A	Adrian Wright	8.0	12.85	7.1	14.57	7.1	13.80	7.5	13.56	29.7	C4	7.1	12.82					8.0	12.82	36.8			
A	Paul Williams	7.2	14.14	8.1	12.26	7.4	11.97	6.1	15.47	28.8	C3	8.5	13.14	7.7	12.41			8.5	11.97	45.0			
A	Giuliano Ripamonti	6.8	13.73	6.9	15.84	7.6	13.40	7.2	12.94	28.5	D4	7.2	12.53					7.6	12.53	35.7			
A	Phil Crowle	7.3	15.33	6.3	17.12	7.2	14.43	5.9	13.81	26.7	E4	6.2	16.93					7.3	13.81	32.9			
A	Keith Nurney	6.5	14.11	7.6	13.16	7.4	12.81	5.2	16.39	26.7	D2	7.9	12.96					7.9	12.81	34.6			
A	Roberto Menoni	6.7	13.32	5.9	16.14	6.9	12.81	6.8	13.18	26.3	E2	7.0	14.66					7.0	12.81	33.3			
A	John Franklin	7.2	13.54	6.5	15.42	6.2	12.02	5.4	18.29	25.3	E3	6.9	11.81					7.2	11.81	32.2			
A	Jon Wright	5.9	12.64	6.8	15.27	6.4	14.29	5.9	15.29	25.0	F3	6.2	13.92					6.8	12.64	31.2			
A	Douglas Angus	6.9	13.52	6.9	14.86	4.9	16.20	6.2	16.09	24.9	F2	6.3	12.93					6.9	12.93	31.2			
A	James Matthews	4.7	16.60	7.3	12.63	7.2	12.67	5.7	15.11	24.9	D3	6.9	12.91	8.0	13.87	7.9	13.13	8.0	12.63	47.7			
												TOTAL FEET		89,159.4		TOTAL LAPS		692.5					



Slot Cars & Spares



Open Wheel (F1)

Body	£10.00	Bulkhead	£3.70
Chassis	£10.00	Armature	£5.60
Whole Car	£20.00	Crown/Pinion Gear	£2.50
Pickup Shoes (Pair)	£1.20	Rear Tyres (Pair)	£2.00
Pickup Springs	£0.82	Sponge (Pair)	£2.50
Pinion Gear	£1.50	Rear Axle with tyres	£4.50
Front Tyres (Pair)	£1.00	Guide Pins	£1.20
Front Axle	£2.00	Traction Magnets (Pair)	£2.00
Brush Springs (Pair)	£1.18	Brush Tubes (Pair)	£2.00
Brushes (Pair)	£1.70		
Motor Magnets (Pair)	£2.45		



Enclosed Wheel (GC)



VSR Chassis	£30.00
Painted Lexan Body	£10.00
Pickup Shoes (Pair)	£1.40
Pickup Springs	£0.52
#417 7T Delrin Pinion Gear	£1.38
Front Axle, Wheels and Tyres	£4.00
Rear Axle, Crown Gear & Tyres	£8.00
Rear Narrow Hubs (Pair)	£3.00
Viper Endbell	£7.45
Armature	£4.95
22T VSR Crown Gear	£2.08
Rear Tyres (Pair)	£2.50
Guide Pins	£2.25
VSR Pro Blank Chassis	£8.50

Please Note: The Spares box may carry more items than listed here.



Updated 22May24



Visit our
Facebook Page
or the back of
this magazine



Clear plastic bodies to suit a variety of HO
chassis. Many not found elsewhere



Race Report



Round 17

Jacarepagua – GC

16 July 2024

Round 3 **Jacarepagua (Brazil)** **Rounds 16 & 17**

Previous Results

Adults			1st	2nd	3rd
DHORC 31	14-Jun	1994	J Tague	L Pateman	A Smith
DHORC 32	15-Jul	1994	J Tague	A Smith	L Pateman
DHORC 33	02-Aug	1994	J Tague	N Sismey	A Smith
DHORC 34	23-Aug	1994	J Tague	M Rogers	N Sismey
DHORC 80	06-May	1997	S Goodlip	M Chadwick	J Tague
DHORC 100	12-May	1998	M Chadwick	A McPeake	N Sismey
DHORC 120	11-May	1999	N Sismey	A McPeake	P Rees
DHORC 140	09-May	2000	M Chadwick	P Rees	A McPeake
DHORC 234	07-Sep	2004	L Pateman	M Chadwick	A McPeake
DHORC 274	11-Jul	2006	W Lander	J Sismey	N Sismey
DHORC 292	17-Apr	2007	P Rees	W Lander	J Sismey
DHORC 312	11-Mar	2008	W Lander	T Measham	J Sismey
DHORC 358	09-Mar	2010	L Pateman	J Sismey	A McPeake
DHORC 412	06-Mar	2012	L Pateman	S Anand	R Blake
DHORC 464	18-Mar	2014	J Sismey	S Anand	R Crossland
DHORC 528	04-Oct	2016	L Pateman	P Rees	N Sismey
DHORC 687	30-Jan	2024	S Goodlip	A Smith	C Bowles
DHORC 700	16-Jul	2024	P Rees	S Goodlip	A Smith
DHORC 701	16-Jul	2024	A Smith	S Goodlip	R Litherland

Juniors			1st	2nd	3rd
DHORC 31	14-Jun	1994	AJ McPeake	P Walker	J Henry
DHORC 32	15-Jul	1994	K Schoffelde	M Minnis	AJ McPeake
DHORC 33	02-Aug	1994	M Minnis	C Davenport	AJ McPeake
DHORC 34	23-Aug	1994	M Minnis	AJ McPeake	P Walker
DHORC 80	06-May	1997	J Stevenson	J Henry	C Brentnall
DHORC 100	12-May	1998	J Henry	J Stevenson	C Brentnall
DHORC 120	11-May	1999	J Henry	T Pank	C Bowles
DHORC 140	09-May	2000	J Henry	T Chadwick	P Connally
DHORC 234	07-Sep	2004	T Chadwick	J Sismey	L Chadwick
DHORC 274	11-Jul	2006	A Hughes	C Bullock	
DHORC 292	17-Apr	2007	K All	C Bullock	N Zimmermann
DHORC 312	11-Mar	2008	L Smith	K Ashworth	B Rees
DHORC 358	09-Mar	2010	K Levers	J Mellor	N Gull
DHORC 412	06-Mar	2012	J Pateman	J Lister	Z Roythorne
DHORC 464	18-Mar	2014	A Hall	F Holmes	P Martin
DHORC 528	04-Oct	2016	A Turnbull	R Litherland	Z Roythorne
DHORC 687	30-Jan	2024	JJ Hughes-Dowd	J Woodhouse	J Lawson
DHORC 700	16-Jul	2024	JJ Hughes-Dowd	J Lawson	JT Hughes-Dowd
DHORC 701	16-Jul	2024	JJ Hughes-Dowd	JT Hughes-Dowd	J Lawson

Circuit Records

Lap Length 128' 9"

Qualifying

F1/GC	A Smith	30Jan24
	93.9 Laps	
F1	P Rees	16Jul24
	39.8 Laps	
GC	A Smith.	16Jul24
	55.2 Laps	

Fastest Laps

F1	L Pateman	09Mar10
	7.44 Secs	
GC	A Smith	16Jul24
	5.65 secs	

Race Laps


F1	J Tague	02Aug94
	21.9 Laps	
GC	A Smith	30Jan24
	30.3 Laps	

Final Points

9.0 Points	L Pateman	15Jul94
-------------------	-----------	---------



DHORC 700 & 701



Jacob Lawson won three GC Adult Finals, Simon Goodlip one



GC Finals ADULT REPORT GC Finals

Angus takes first win at Jacarepagua

'A' Final – Angus Smith was the only previous Champion currently racing at DHORC who hadn't won at Jacarepagua! On Tuesday night he rectified that with his 62nd career victory and ninth of 2024, extending his Championship lead to 196 points, with his sixth max score of the year! He gave himself the best chance of victory by being the first to make lane choice in the 'A' following his 71st (11) Pole, which was a new track record as we hadn't run GC only Finals before at Jacarepagua. He also set two other track records that puts him on 128 records, second in the all-time charts. His 5.65 second lap beat his own track record of 5.67 seconds on 30Jan24 while his 30.3 laps beat his 27.5 set on the same date!

While Angus was taking all the accolades reigning Champion **Simon Goodlip** took back second places 1.7 laps back, after coming through from the 'B'. Lying fifth in the Championship, having missed five Club Nights this year, Simon will start to claw some points back after Round 25.

Reuben Litherland took third in all categories, except fastest lap where he was fourth, as he continues to keep the top guys honest. He was just a tenth behind Simon, with a best lap just 0.05 seconds shy of Simons! **Lee Pateman** had taken second in Qualifying and was the only other racer to dip below the six second bracket. He would unfortunately withdraw after 18.3 laps with a car that wasn't performing as it should! Holding the record for the most fastest laps at DHORC (287) he keeps knocking on the door of his 288th with five second placed fastest laps in a row!




Round 17 - ADULTS

Jacarepagua GC - Brazil

16 July 2024



		
2nd	1st	3rd
Simon Goodlip	Angus Smith	Reuben Litherland



Reuben Litherland was pleased with his lot on Tuesday night, taking 5th in F1 and 3rd in GC



Lee Pateman took 4th in both but stepped down from the GC 'A' with car problems

'B' Final – **Jacob Lawson** was on fire in the Adults after taking third in the Juniors. From 14th on the grid and second on the 'E' Final grid he fought his way through three Finals to take second in the 'B' and fifth overall! He recorded his best score of the night in his fourth Final finishing but two laps down on Simon. Fifth for Jacob was two places better than his previous best of seventh in the Adults at DHORC 650 on 27Sep22. Fifth place in fastest laps was also three places better than his eighth at the same meeting.

Nick Sismey thought he could take Jacob on, but a deficit of 0.7 laps told him he couldn't as he took sixth ahead of DHORC stalwart **Phil Rees**, 0.3 laps separating the two great friends. This was Nick's 250th consecutive Club Night.

'C' Final – **Lewis Blacker** was the third Finalist to take second to Jacob, 1.3 laps the gap, with **Liam Smith** only a further 0.4 laps in arrears. **Dan Turnbull's** pink and blue Porsche 917 rounded out the top ten, 1.1 laps behind Liam.

'D' Final – **Denis Latham** was the closest challenger to Jacob in the three Finals the latter won, being only half a lap back at the flag. **Dan Hughes-Dowd** was also in touch another 0.7 laps in arrears while **Russell Lawson** could only watch on proudly as any parent would as Jacob passed silently through his Final. Russell took 13th, 0.8 laps behind Dan

'E' Final – **JT Hughes-Dowd** was at the back of the grid, in 19th place, when Qualifying finished thanks to a car problem on Green Lane, which saw him only record 4.1 laps. However he was in no mood to stay there as he attempted to chase down fellow Junior Jacob. In the end he had to concede by 1.1 laps but saw off our new Junior Champion to be and brother **JJ Hughes-Dowd** by 1.5 laps and **Stuart Gray**, in his 505th race by 2.5 laps. JJ now leads the DHORC Challenge by 15.5 points, up from 12.0 points while JT and dad Dan are both in fourth behind Angus and Phil.

'Early Parents' F' Final – **Andrew Woodhouse** had to leave early due to an appointment, so we had to run the two Early Parents' Finals before the Juniors. After winning the F1 Final he repeated the feat in GC before dashing off. His margin of victory this time 1.6 laps over friend **Mike Graham**. This gave Andrew his fourth straight win and 12th of the year. Again **Macaully Dutson** stepped down before the Finals unfortunately giving him back to back Wooden Spoons.

MASTERS REPORT

Brazil loves Simon!

Simon took the first three Master wins of the year, two at Brasilia and one at Jacarepagua in January. His fourth win came at this week's Jacarepagua ahead of Championship leader Angus with Nick in third and both Phil and Stuart in fourth.





Our youngest racer Ellis Woodhouse enjoyed “Pizza and Fizzy Drink Night” as did Lewis Blacker!

JUNIOR REPORT

JJ makes it 14 wins in 2024

'A' Final – JJ Hughes-Dowd took his 14th win of the year in the Jacarepagua GC Finals. His brother JT Hughes-Dowd, the only other Junior to take a win this year, with three in the books, took second after winning the 'B'. However he was so close to taking his fourth win as just 0.2 laps separated them at the flag! You knew he had it in him as he won the 'B' with the most laps of the night, his second career most race laps! **Jacob Lawson** dropped from second in the F1 'A' Final to third here another 0.7 laps back in an incredibly close race.

Before we list more accolades for JJ we must congratulate Jacob for taking his 11th Pole, with a new track record, making it four different Pole sitters in the last four races! The last time this happened was at the end of the 2002 season which was when Jacob last took Pole on 29Nov22. To go with this Jacob also took his 12th fastest lap, his last being on 03Oct23. **Jenson Woodhouse** made it four 'J's' again in the 'A' with back to back fourths, 1.7 laps back.

Back to JJ and his third win out of three races at Jacarepagua this year gave him his 24th career win (14) which edges him ever closer to his first Junior Championship.



'B' Final – Jimmy Graham was closest to JT here with **Ellis Woodhouse** closer to Jimmy than Jimmy was to JT as they took fifth and sixth.



JT Hughes-Dowd took 2nd in Junior GC after winning the B Final & set the most Race laps



Macaully Dutson unfortunately wasn't able to stay for the Finals taking his first two Wooden Spoons of the year. Friend Liam Smith took 9th in both Club Nights.

Race Results



Who Came Where?

Who Scored What?



Nice to see 22 Members at DHORC 700 and 701



DERBY H:O SLOT CAR CLUB CHAMPIONSHIP RACE 701																
Jacarepagua GC - 16 July 2024 - Round 17																
MASTER POINTS TABLE (NM = NON MEMBER)																
QUALIFYING			FINAL POSITIONS			FASTEST LAPS			BEST RACE LAPS (3 MINS)			POINTS TOTAL				
POS	JUNIOR	ADULT	LAPS	POS	ADULT	PTS	POS	ADULT	TIME	MPH	POS	ADULT	LAPS	POS	ADULT	PTS
1	J Lawson	A Smith (M)	55.2	1	A Smith (M)	45	1	A Smith (M)	5.65	15.537	1	A Smith (M)	30.3	1	A Smith (M)	50
2	JJ Hughes-Dowd	S Goodlip (M)	48.4	2	L Pateman	38	2	L Pateman	5.99	14.655	2	S Goodlip (M)	26.0	2	S Goodlip (M)	38
3	J Woodhouse	R Litherland	46.3	3	S Goodlip (M)	34	3	S Goodlip (M)	6.30	13.934	3	R Litherland	25.9	3	R Litherland	34
4	E Woodhouse	L Pateman	45.2	4	R Litherland	31	4	R Litherland	6.36	13.803	4	L Pateman	24.5	4	L Pateman	31
5	J Graham	J Lawson	43.9	5	L Smith	29	5	L Smith	6.78	12.948	5	J Lawson	23.4	5	J Lawson	29
6	JT Hughes-Dowd	N Sismey (M)	42.3	6	L Blacker	28	6	L Blacker	6.89	12.741	6	N Sismey (M)	23.2	6	N Sismey (M)	28
7	J Woodhouse	P Rees (M)	42.1	7	D Latham	27	7	D Latham	6.90	12.722	7	L Smith	22.7	7	P Rees (M)	27
8	JT Hughes-Dowd	L Blacker	41.8	8	D Hughes-Dowd	26	8	D Hughes-Dowd	7.12	12.329	8	P Rees (M)	22.4	8	L Blacker	26
9	J Woodhouse	L Smith	41.8	9	L Smith	25	9	P Rees (M)	7.15	12.277	9	L Blacker	21.7	9	L Smith	25
10	J Woodhouse	D Turnbull	39.3	10	D Turnbull	24	10	J Lawson	7.22	12.158	10	D Turnbull	21.6	10	D Turnbull	24
11	JT Hughes-Dowd	A Woodhouse	38.8	11	D Latham	23	11	N Sismey (M)	7.33	11.976	11	A Woodhouse	21.1	11	D Latham	23
12	J Woodhouse	D Hughes-Dowd	37.7	12	D Hughes-Dowd	22	12	JJ Hughes-Dowd	7.37	11.911	12	D Latham	20.4	12	D Hughes-Dowd	22
13	J Woodhouse	R Lawson	37.4	13	R Lawson	21	13	R Lawson	7.62	11.520	12	JT Hughes-Dowd	20.4	13	R Lawson	21
14	J Lawson	JT Hughes-Dowd	37.3	14	JT Hughes-Dowd	20	14	D Turnbull	7.76	11.312	14	M Graham	20.1	14	JT Hughes-Dowd	20
15	M Dutton	JJ Hughes-Dowd	36.9	15	JJ Hughes-Dowd	19	15	A Woodhouse	7.79	11.269	15	R Lawson	19.8	15	JJ Hughes-Dowd	19
16	JT Hughes-Dowd	S Gray (M)	36.7	16	S Gray (M)	18	16	M Graham	7.89	11.126	16	D Hughes-Dowd	19.7	16	S Gray (M)	18
17	M Graham	A Woodhouse	35.7	17	A Woodhouse	17	17	JT Hughes-Dowd	7.95	11.042	17	M Dutton	18.5	17	A Woodhouse	17
18	S Gray (M)	M Graham	31.4	18	M Graham	16	18	M Dutton	8.03	10.932	18	JJ Hughes-Dowd	18.4	18	M Graham	16
19	JT Hughes-Dowd	M Dutton	24.3	19	M Dutton	15	19	S Gray (M)	9.34	9.399	19	S Gray (M)	16.9	19	M Dutton	15
QUALIFYING			FINAL POSITIONS			FASTEST LAPS			BEST RACE LAPS (3 MINS)			POINTS TOTAL				
POS	JUNIOR	ADULT	LAPS	POS	JUNIOR	PTS	POS	JUNIOR	TIME	MPH	POS	JUNIOR	LAPS	POS	JUNIOR	PTS
1	J Lawson	JJ Hughes-Dowd	37.3	1	JJ Hughes-Dowd	45	1	J Lawson	7.41	11.847	1	JT Hughes-Dowd	20.8	1	JJ Hughes-Dowd	45
2	JJ Hughes-Dowd	JT Hughes-Dowd	36.7	2	JT Hughes-Dowd	38	2	JJ Hughes-Dowd	7.67	11.445	2	J Lawson	20.2	2	JT Hughes-Dowd	40
3	J Woodhouse	J Lawson	34.1	3	J Lawson	34	3	JT Hughes-Dowd	8.09	10.851	3	JJ Hughes-Dowd	19.0	3	J Lawson	39
4	E Woodhouse	J Woodhouse	27.4	4	J Woodhouse	31	4	J Woodhouse	8.12	10.811	4	J Woodhouse	18.0	4	J Woodhouse	31
5	J Graham	J Graham	24.9	5	J Graham	29	5	J Graham	9.55	9.192	5	J Graham	15.7	5	J Graham	29
6	JT Hughes-Dowd	E Woodhouse	24.3	6	E Woodhouse	28	6	E Woodhouse	9.80	8.958	6	E Woodhouse	14.7	6	E Woodhouse	28

Final Points			
POS	ADULT	PTS	POS
1	J Lawson	7.5	1
2	S Goodlip (M)	3.5	2
3	A Smith (M)	2.0	3
4	L Blacker	1.5	4
4	D Latham	1.5	4
4	JT Hughes-Dowd	1.5	4
7	R Litherland	1.0	7
7	N Sismey (M)	1.0	7
7	L Smith	1.0	7
7	D Hughes-Dowd	1.0	7
7	JJ Hughes-Dowd	1.0	7
12	L Pateman	0.5	12
12	P Rees (M)	0.5	12
12	D Turnbull	0.5	12
12	R Lawson	0.5	12
12	S Gray (M)	0.5	12
17	A Woodhouse	0.0	17
17	M Dutton	0.0	17
17	M Graham	0.0	17
FINAL POINTS			
POS	ADULT	PTS	POS
1	JT Hughes-Dowd	3.5	1
2	JJ Hughes-Dowd	2.0	2
3	J Graham	1.5	3
4	J Lawson	1.0	4
4	E Woodhouse	1.0	4
6	J Woodhouse	0.5	6



Junior B – Winner JT, Ellis (6th) and Jimmy (5th)





DERBY H:O SLOT CAR CLUB CHAMPIONSHIP RACE 701

Jacarepagua GC - 16 July 2024 - Round 17



QUALIFYING AND FINAL RACE RESULTS

CL	NAME	YELLOW		RED		QUAL LAPS	FIN POS	FIN PTS	FINAL 1		FINAL 2		FINAL 3		FINAL 4		BEST		TOTAL LAPS	
		LAPS	TIME	LAPS	TIME				LAPS	TIME	LAPS	TIME	LAPS	TIME	LAPS	TIME	LAPS	TIME		
A	A Smith (M)	24.9	6.18	30.3	5.65	55.2	A1	2.0	27.7	5.94							30.3	5.65	82.9	
A	L Pateman	23.9	6.45	24.5	5.99	48.4	A4	0.5	18.3	6.48							24.5	5.99	66.7	
A	R Litherland	23.9	6.53	22.4	6.36	46.3	A3	1.0	25.9	6.51							25.9	6.36	72.2	
A	S Goodlip (M)	23.8	6.60	21.4	6.83	45.2	A2	3.5	25.4	6.30	26.0	6.46					26.0	6.30	96.6	
A	P Rees (M)	21.7	7.67	22.2	7.67	43.9	B4	0.5	22.4	7.15							22.4	7.15	66.3	
A	N Sismey (M)	19.1	7.60	23.2	7.55	42.3	B3	1.0	22.7	7.33							23.2	7.33	65.0	
A	L Smith	19.4	7.10	22.7	6.78	42.1	C3	1.0	20.5	6.98							22.7	6.78	62.6	
A	D Turnbull	20.2	8.51	21.6	7.84	41.8	C4	0.5	19.4	7.76							21.6	7.76	61.2	
A	L Blacker	21.7	7.60	20.1	7.18	41.8	C2	1.5	20.9	6.89							21.7	6.89	62.7	
A	D Latham	20.2	7.66	19.1	8.44	39.3	D2	1.5	20.4	6.90							20.4	6.90	59.7	
A	A Woodhouse	19.7	8.02	19.1	7.86	38.8	F1		21.1	7.79							21.1	7.79	59.9	
A	R Lawson	19.8	7.98	17.9	7.62	37.7	D4	0.5	18.9	7.62							19.8	7.62	56.6	
A	D Hughes-Dowd	19.3	7.18	18.1	7.12	37.4	D3	1.0	19.7	7.34							19.7	7.12	57.1	
A	J Lawson	20.2	7.88	17.1	7.41	37.3	B2	7.5	21.5	7.22	20.9	7.77	22.2	7.82	23.4	7.24	23.4	7.22	88.0	
A	M Dutson	18.5	8.56	18.4	8.03	36.9	G1										18.5	8.03	36.9	
A	JJ Hughes-Dowd	18.3	7.67	18.4	7.92	36.7	E3	1.0	17.9	7.37							18.4	7.37	17.9	
A	M Graham	15.6	8.90	20.1	7.89	35.7	F2		19.2	8.28							20.1	7.89	54.9	
A	S Gray (M)	15.7	10.10	15.7	9.56	31.4	E4	0.5	16.9	9.34							16.9	9.34	48.3	
A	JT Hughes-Dowd	4.1	8.76	20.2	8.09	24.3	E2	1.5	20.4	7.95							20.4	7.95	20.4	
J	J Lawson	20.2	7.88	17.1	7.41	37.3	A3	1.0	18.1	7.47							20.2	7.41	55.4	
J	JJ Hughes-Dowd	18.3	7.67	18.4	7.92	36.7	A1	2.0	19.0	7.78							19.0	7.67	55.7	
J	J Woodhouse	18.0	8.20	16.1	8.47	34.1	A4	0.5	16.4	8.12							18.0	8.12	50.5	
J	E Woodhouse	12.7	10.69	14.7	9.87	27.4	B3	1.0	13.8	9.80							14.7	9.80	41.2	
J	J Graham	10.2	11.60	14.7	10.11	24.9	B2	1.5	15.7	9.55							15.7	9.55	40.6	
J	JT Hughes-Dowd	4.1	8.76	20.2	8.09	24.3	A2	3.5	20.8	8.15	18.8	8.54					20.8	8.09	63.9	
															TOTAL FEET	185,812.0			TOTAL LAPS	1,443.2



Junior A – Jacob (3rd), JJ with his 14th win if the year, Jenson Woodhouse (4th) & JT (2nd)



Everyone's
Best Results
At This Circuit



What are my Best Scores?
Who Have I Beaten?



Early Adult F – Winner Andrew Woodhouse (17th), Mike Graham (18th)



Jacarepagua Adult Best Off Chart 5 - GC

Qualifying					Fastest Laps					Race Laps				
Pos	Adult	Laps	MPH	Date	Pos	Adult	Time	MPH	Date	Pos	Adult	Laps	MPH	Date
1	A Smith	55.2	13.460	16-Jul-24	1	A Smith	5.65	15.537	16-Jul-24	1	A Smith	30.3	14.777	16-Jul-24
2	L Pateman	48.4	11.802	16-Jul-24	2	L Pateman	5.87	14.955	30-Jan-24	2	L Pateman	26.8	13.070	04-Oct-16
3	R Litherland	46.3	11.290	16-Jul-24	3	S Goodlip	6.30	13.934	16-Jul-24	3	S Goodlip	26.0	12.680	16-Jul-24
4	S Goodlip	45.2	11.022	16-Jul-24	4	R Litherland	6.36	13.803	16-Jul-24	4	R Litherland	25.9	12.631	16-Jul-24
5	P Rees	43.9	10.705	16-Jul-24	5	N Sismey	6.37	13.781	04-Oct-16	5	J Sismey	25.5	12.436	18-Mar-14
6	N Sismey	42.3	10.315	16-Jul-24	6	J Sismey	6.48	13.547	18-Mar-14	5	J Lamb	25.5	12.436	04-Oct-16
7	L Smith	42.1	10.266	16-Jul-24	7	S Lander	6.68	13.141	06-Sep-04	7	W Lander	25.4	12.387	17-Apr-07
8	L Blacker	41.8	10.193	16-Jul-24	7	J Lamb	6.68	13.141	04-Oct-16	8	J Tague	25.1	12.241	2AUG94
8	D Turnbull	41.8	10.193	16-Jul-24	9	W Lander	6.73	12.944	17-Apr-07	9	M Chadwick	24.2	11.802	07-Sep-04
10	D Latham	39.3	9.583	16-Jul-24	10	J Tague	6.77	12.967	2AUG94	9	N Sismey	24.2	11.802	11-Jul-06
11	A Woodhouse	38.8	9.461	16-Jul-24	11	A Mcpeake	6.78	12.948	09-Mar-10	9	S Anand	24.2	11.802	18-Mar-14
12	R Lawson	37.7	9.193	16-Jul-24	11	L Smith	6.78	12.948	16-Jul-24	12	A Mcpeake	23.9	11.656	07-Sep-04
13	D Hughes-Dowd	37.4	9.120	16-Jul-24	13	S Anand	6.82	12.872	18-Mar-14	12	S Lander	23.9	11.656	07-Sep-04
14	J Lawson	37.3	9.095	16-Jul-24	14	C Bowles	6.85	12.815	30-Jan-24	12	P Rees	23.9	11.656	11-Jul-06
15	M Dutton	36.9	8.998	16-Jul-24	15	P Levers	6.86	12.797	09-Mar-10	15	D Garbett	23.6	11.509	04-Oct-16
16	JJ Hughes-Dowd	36.7	8.949	16-Jul-24	16	M Chadwick	6.87	12.778	12-May-98	16	K Lye	23.4	11.412	09-Mar-10
17	M Graham	35.7	8.705	16-Jul-24	17	L Blacker	6.89	12.741	16-Jul-24	16	J Lawson	23.4	11.412	16-Jul-24
18	S Gray	31.4	7.657	16-Jul-24	18	C Roythorne	6.90	12.722	18-Mar-14	18	R Crossland	23.3	11.363	18-Mar-14
19	JT Hughes-Dowd	24.3	5.925	16-Jul-24	18	G Peach	6.90	12.722	30-Jan-24	19	J Neale	23.2	11.314	14JUN94
20	A Bullock	N/A	N/A	N/A	18	D Latham	6.90	12.722	16-Jul-24	20	C Roythorne	23.1	11.266	18-Mar-14
20	A Fearn	N/A	N/A	N/A	21	J Neale	6.92	12.686	2AUG94	21	T Dingley	22.9	11.168	6MAY97
20	A Holliday	N/A	N/A	N/A	21	D Garbett	6.92	12.686	04-Oct-16	21	P Levers	22.9	11.168	09-Mar-10
20	A Hughes	N/A	N/A	N/A	23	R Crossland	6.93	12.667	18-Mar-14	21	G Peach	22.9	11.168	30-Jan-24
20	A Mcpeake	N/A	N/A	N/A	24	T Chadwick	7.04	12.469	09-Mar-10	24	R Blake	22.8	11.119	06-Mar-12
20	A Stamper	N/A	N/A	N/A	25	J Levers	7.06	12.434	09-Mar-10	25	M Allsopp	22.7	11.071	18-Mar-14
20	B Johnson	N/A	N/A	N/A	26	P Rees	7.09	12.381	17-Apr-07	25	L Smith	22.7	11.071	16-Jul-24
20	C Bowles	N/A	N/A	N/A	26	K Lye	7.09	12.381	09-Mar-10	27	S Pank	22.6	11.022	12-May-98
20	C Bradford	N/A	N/A	N/A	26	R Blake	7.09	12.381	06-Mar-12	28	M Rogers	22.5	10.973	2AUG94
20	C Bullock	N/A	N/A	N/A	26	R Masters	7.09	12.381	06-Mar-12	28	D Mcpeake	22.5	10.973	12-May-98
20	C Henry	N/A	N/A	N/A	30	D Mcpeake	7.12	12.329	12-May-98	28	C Bowles	22.5	10.973	30-Jan-24
20	C Roythorne	N/A	N/A	N/A	30	D Hughes-Dowd	7.12	12.329	16-Jul-24	31	J Levers	22.4	10.924	09-Mar-10
20	C Schofield	N/A	N/A	N/A	32	M Allsopp	7.19	12.209	18-Mar-14	32	A Bullock	22.2	10.827	06-Mar-12
20	D Brentnall	N/A	N/A	N/A	33	M Rogers	7.20	12.192	23AUG94	33	T Measham	22.1	10.778	17-Apr-07
20	D Edwards	N/A	N/A	N/A	34	J Lawson	7.22	12.158	16-Jul-24	33	J Lymer	22.1	10.778	18-Mar-14
20	D Garbett	N/A	N/A	N/A	35	D Brentnall	7.23	12.142	2AUG94	35	R Seaman	22.0	10.729	12-May-98
20	D Mcpeake	N/A	N/A	N/A	35	A Bullock	7.23	12.142	11-Jul-06	35	R Masters	22.0	10.729	06-Mar-12
20	D Oliver	N/A	N/A	N/A	37	J Roythorne	7.26	12.091	18-Mar-14	37	G Weston	21.9	10.680	11-Jul-06
20	D Passell	N/A	N/A	N/A	38	JJ Hughes-Dowd	7.37	11.911	16-Jul-24	38	L Blacker	21.7	10.583	16-Jul-24
20	D Walker	N/A	N/A	N/A	39	S Pank	7.41	11.847	12-May-98	39	J Roythorne	21.6	10.534	18-Mar-14
20	G Lambert	N/A	N/A	N/A	40	I Brentnall	7.42	11.831	6MAY97	39	D Turnbull	21.6	10.534	16-Jul-24
20	G Peach	N/A	N/A	N/A	40	G Weston	7.42	11.831	17-Apr-07	41	D Brentnall	21.5	10.485	14JUN94
20	G Schule	N/A	N/A	N/A	42	T Dingley	7.45	11.783	12-May-98	42	T Chadwick	21.4	10.437	09-Mar-10
20	G Weston	N/A	N/A	N/A	43	A Woodhouse	7.46	11.767	30-Jan-24	42	D Passell	21.4	10.437	18-Mar-14
20	H Vd Heuvel	N/A	N/A	N/A	44	J Lymer	7.53	11.658	18-Mar-14	44	A Holliday	21.3	10.388	11-May-99
20	I Brentnall	N/A	N/A	N/A	45	S Minnis	7.58	11.581	23AUG94	45	D Edwards	21.2	10.339	04-Oct-16
20	I Hall	N/A	N/A	N/A	46	I Hall	7.60	11.551	09-Mar-10	46	S Dunn	21.1	10.290	23AUG94



Qualifying positions checked



Adult E – Winner Jacob, Stuart Gray (16th), JJ (15th) and JT (14th)

Jacarepagua Adult Best Off Chart 6 - GC

Qualifying					Fastest Laps					Race Laps				
Pos	Adult	Laps	MPH	Date	Pos	Adult	Time	MPH	Date	Pos	Adult	Laps	MPH	Date
20	J Hitchcock	N/A	N/A	N/A	46	D Passell	7.60	11.551	18-Mar-14	46	N Lambert	21.1	10.290	11-Jul-06
20	J Holmes	N/A	N/A	N/A	48	R Lawson	7.62	11.520	16-Jul-24	46	A Woodhouse	21.1	10.290	16-Jul-24
20	J Kelly	N/A	N/A	N/A	49	R Seaman	7.65	11.475	07-Sep-04	49	B Johnson	20.9	10.193	6MAY97
20	J Lamb	N/A	N/A	N/A	50	A Holliday	7.67	11.445	11-May-99	50	I Brentnall	20.8	10.144	6MAY97
20	J Levers	N/A	N/A	N/A	51	D Turnbull	7.69	11.415	04-Oct-16	51	S Minnis	20.5	9.998	15JUL94
20	J Litherland	N/A	N/A	N/A	52	B Johnson	7.70	11.401	6MAY97	51	D Hughes-Dowd	20.5	9.998	30-Jan-24
20	J Lymer	N/A	N/A	N/A	52	D Edwards	7.70	11.401	04-Oct-16	53	G Schule	20.4	9.949	12-May-98
20	J Neale	N/A	N/A	N/A	54	S Sumner	7.71	11.386	09-Mar-10	53	D Latham	20.4	9.949	16-Jul-24
20	J Roythorne	N/A	N/A	N/A	55	T Measham	7.72	11.371	17-Apr-07	53	JT Hughes-Dowd	20.4	9.949	16-Jul-24
20	J Sismey	N/A	N/A	N/A	56	S Dunn	7.75	11.327	2AUG94	56	P Barber	20.3	9.900	07-Sep-04
20	J Tague	N/A	N/A	N/A	57	J Holmes	7.82	11.226	18-Mar-14	57	J Holmes	20.1	9.803	18-Mar-14
20	K Alcock	N/A	N/A	N/A	57	K Alcock	7.82	11.226	18-Mar-14	57	M Graham	20.1	9.803	16-Jul-24
20	K Lye	N/A	N/A	N/A	57	L Williamson	7.82	11.226	04-Oct-16	59	D Oliver	20.0	9.754	11-May-99
20	L Williamson	N/A	N/A	N/A	60	P Barber	7.86	11.168	18-Mar-14	60	P Foxley	19.8	9.656	14JUN94
20	M Allsopp	N/A	N/A	N/A	61	P Foxley	7.87	11.154	14JUN94	60	R Hitchcock	19.8	9.656	2AUG94
20	M Chadwick	N/A	N/A	N/A	62	M Graham	7.89	11.126	16-Jul-24	60	R Lawson	19.8	9.656	16-Jul-24
20	M Jubb	N/A	N/A	N/A	63	A Fearn	7.91	11.098	17-Apr-07	63	M Knighton	19.7	9.607	07-Sep-04
20	M Knighton	N/A	N/A	N/A	64	M Tansley	7.95	11.042	12-May-98	64	S Sumner	19.5	9.510	09-Mar-10
20	M Rogers	N/A	N/A	N/A	64	JT Hughes-Dowd	7.95	11.042	16-Jul-24	64	I Hall	19.5	9.510	09-Mar-10
20	M Tansley	N/A	N/A	N/A	66	D Oliver	7.99	10.987	11-May-99	64	M Tansley	19.5	9.510	12-May-98
20	M Watts	N/A	N/A	N/A	67	N Lambert	8.02	10.946	07-Sep-04	67	J Kelly	19.4	9.461	23AUG94
20	N Lambert	N/A	N/A	N/A	68	M Dutson	8.03	10.932	16-Jul-24	67	S Anand	19.4	9.461	17-Apr-07
20	N Maffin	N/A	N/A	N/A	69	G Lambert	8.05	10.905	2AUG94	69	G Lambert	19.3	9.412	2AUG94
20	P Barber	N/A	N/A	N/A	69	M Knighton	8.05	10.905	06-Sep-04	69	A Hughes	19.3	9.412	11-Mar-08
20	P Foxley	N/A	N/A	N/A	71	R James	8.08	10.864	09-Mar-10	71	J Litherland	19.2	9.364	18-Mar-14
20	P Levers	N/A	N/A	N/A	72	H Vd Heuvel	8.09	10.851	15JUL94	71	A Fearn	19.2	9.364	17-Apr-07
20	R Blake	N/A	N/A	N/A	73	G Schule	8.10	10.838	12-May-98	73	H Vd Heuvel	19.1	9.315	15JUL94
20	R Chadwick	N/A	N/A	N/A	74	J Kelly	8.17	10.745	23AUG94	74	K Alcock	18.9	9.217	18-Mar-14
20	R Crossland	N/A	N/A	N/A	74	S Anand	8.17	10.745	17-Apr-07	74	L Williamson	18.9	9.217	04-Oct-16
20	R Hitchcock	N/A	N/A	N/A	76	R Hitchcock	8.24	10.653	2AUG94	74	JJ Hughes-Dowd	18.9	9.217	30-Jan-24
20	R James	N/A	N/A	N/A	77	J Litherland	8.28	10.602	18-Mar-14	77	C Henry	18.7	9.120	6MAY97
20	R Masters	N/A	N/A	N/A	78	M Watts	8.50	10.328	09-May-00	78	R James	18.6	9.071	09-Mar-10
20	R Seaman	N/A	N/A	N/A	79	A Hughes	8.51	10.315	11-May-08	79	S Gray	18.5	9.022	30-Jan-24
20	S Anand	N/A	N/A	N/A	80	C Henry	8.57	10.243	6MAY97	79	M Dutson	18.5	9.022	16-Jul-24
20	S Anand	N/A	N/A	N/A	81	R Chadwick	8.59	10.219	2AUG94	81	R Chadwick	18.3	8.925	2AUG94
20	S Dunn	N/A	N/A	N/A	81	C Bullock	8.59	10.219	11-May-08	82	J Hitchcock	18.2	8.876	23AUG94
20	S Lander	N/A	N/A	N/A	83	D Walker	8.68	10.113	23AUG94	83	M Jubb	18.0	8.778	14JUN94
20	S Minnis	N/A	N/A	N/A	84	J Hitchcock	8.81	9.964	14JUN94	84	A Stamper	17.7	8.632	14JUN94
20	S Pank	N/A	N/A	N/A	85	S Gray	8.89	9.874	30-Jan-24	84	D Walker	17.7	8.632	14JUN94
20	S Smith	N/A	N/A	N/A	86	M Jubb	9.07	9.679	14JUN94	86	C Bullock	17.5	8.535	11-Mar-08
20	S Sumner	N/A	N/A	N/A	87	C Schofield	9.29	9.449	14JUN94	87	C Schofield	17.3	8.437	14JUN94
20	T Chadwick	N/A	N/A	N/A	88	A Stamper	9.33	9.409	15JUL94	88	M Watts	16.5	8.047	09-May-00
20	T Dingley	N/A	N/A	N/A	89	S Smith	10.01	8.770	04-Oct-16	89	N Maffin	15.0	7.315	11-May-99
20	T Measham	N/A	N/A	N/A	90	N Maffin	10.05	8.735	11-May-99	90	C Bradford	14.2	6.925	18-Mar-14
20	W Lander	N/A	N/A	N/A	91	C Bradford	10.29	8.531	18-Mar-14	91	S Smith	13.8	6.730	04-Oct-16



Jacarepagua Junior Best Off Chart 5 - GC

Qualifying				Fastest Laps				Race Laps						
Pos	Junior	Laps	MPH	Date	Pos	Junior	Time	MPH	Date	Pos	Junior	Laps	MPH	Date
1	J Lawson	37.3	9.095	16-Jul-24	1	T Chadwick	6.90	12.722	07-Sep-04	1	T Chadwick	23.5	11.461	07-Sep-04
2	JJ Hughes-Dowd	36.7	8.949	16-Jul-24	2	C Brentnall	7.30	12.025	6MAY97	2	A Hughes	22.2	10.827	11-Jul-06
3	J Woodhouse	34.1	8.315	16-Jul-24	3	J Pateman	7.31	12.009	06-Mar-12	3	J Henry	21.8	10.632	09-May-00
4	E Woodhouse	27.4	6.681	16-Jul-24	4	J Sismey	7.36	11.927	07-Sep-04	4	AJ Mcpeake	21.3	10.388	23AUG94
5	J Graham	24.9	6.072	16-Jul-24	5	J Lawson	7.41	11.847	16-Jul-24	5	J Sismey	21.1	10.290	07-Sep-04
6	JT Hughes-Dowd	24.3	5.925	16-Jul-24	6	R Litherland	7.53	11.658	04-Oct-16	6	K Schofield	20.9	10.193	15JUL94
7	A Bradford	N/A	N/A	N/A	7	T Pank	7.55	11.627	11-May-99	7	T Pank	20.8	10.144	11-May-99
7	A Hall	N/A	N/A	N/A	8	A Hughes	7.56	11.612	11-Jul-06	7	JT Hughes-Dowd	20.8	10.144	16-Jul-24
7	A Hughes	N/A	N/A	N/A	9	A Hall	7.60	11.551	18-Mar-14	9	C Bowles	20.7	10.095	11-May-99
7	A Pank	N/A	N/A	N/A	10	D Barker	7.64	11.490	11-May-99	10	J Pateman	20.5	9.998	06-Mar-12
7	A Turnbull	N/A	N/A	N/A	11	JJ Hughes-Dowd	7.67	11.445	16-Jul-24	11	J Stevenson	20.3	9.900	12-May-98
7	AJ Mcpeake	N/A	N/A	N/A	12	M Minnis	7.71	11.386	23AUG94	12	C Davenport	20.2	9.851	2AUG94
7	B Brooks	N/A	N/A	N/A	13	J Henry	7.72	11.371	09-May-00	12	J Lawson	20.2	9.851	16-Jul-24
7	B Rees	N/A	N/A	N/A	14	AJ Mcpeake	7.78	11.283	23AUG94	14	G Haddon	20.0	9.754	12-May-98
7	B Roythorne	N/A	N/A	N/A	15	J Lister	7.82	11.226	06-Mar-12	15	M Minnis	19.8	9.656	15JUL94
7	C Bowles	N/A	N/A	N/A	16	C Bowles	7.85	11.183	11-May-99	15	C Brentnall	19.8	9.656	6MAY97
7	C Brentnall	N/A	N/A	N/A	17	K Levers	7.92	11.084	09-Mar-10	15	A Hall	19.8	9.656	18-Mar-14
7	C Bullock	N/A	N/A	N/A	18	J Stevenson	7.99	10.987	12-May-98	18	M McNulty	19.4	9.461	09-May-00
7	C Davenport	N/A	N/A	N/A	19	K Schofield	8.07	10.878	15JUL94	19	P Walker	19.3	9.412	23AUG94
7	D Barker	N/A	N/A	N/A	20	B Roythorne	8.08	10.864	06-Mar-12	19	K All	19.3	9.412	17-Apr-07
7	D Paul	N/A	N/A	N/A	21	JT Hughes-Dowd	8.09	10.851	16-Jul-24	21	J Lister	19.1	9.315	06-Mar-12
7	E Henry	N/A	N/A	N/A	22	J Elmore	8.11	10.824	04-Oct-16	21	F Holmes	19.1	9.315	04-Oct-16
7	E Stott-Safiroopoulos	N/A	N/A	N/A	23	J Woodhouse	8.12	10.811	16-Jul-24	21	R Litherland	19.1	9.315	04-Oct-16
7	F Holmes	N/A	N/A	N/A	24	P Walker	8.19	10.718	14JUN94	24	JJ Hughes-Dowd	19.0	9.266	16-Jul-24
7	G Haddon	N/A	N/A	N/A	25	F Holmes	8.24	10.653	18-Mar-14	25	P Connally	18.9	9.217	11-May-99
7	G Reyes-England	N/A	N/A	N/A	26	P Connally	8.25	10.640	09-May-00	26	A Turnbull	18.7	9.120	04-Oct-16
7	H Smith	N/A	N/A	N/A	27	G Haddon	8.28	10.602	12-May-98	27	D Barker	18.5	9.022	11-May-99
7	I Bradley	N/A	N/A	N/A	28	K All	8.33	10.538	17-Apr-07	28	K Ashworth	18.2	8.876	11-Mar-08
7	J Bullock	N/A	N/A	N/A	29	S Schule	8.35	10.513	12-May-98	29	K Levers	18.1	8.827	09-Mar-10
7	J Dobbins	N/A	N/A	N/A	30	M McNulty	8.40	10.450	09-May-00	29	C Bullock	18.1	8.827	11-Jul-06
7	J Elmore	N/A	N/A	N/A	31	A Turnbull	8.51	10.315	04-Oct-16	31	J Woodhouse	18.0	8.778	16-Jul-24
7	J Henry	N/A	N/A	N/A	32	P Martin	8.58	10.231	18-Mar-14	32	S Maffin	17.5	8.535	11-May-99
7	J Lister	N/A	N/A	N/A	33	C Bullock	8.62	10.184	11-Jul-06	33	B Roythorne	17.3	8.437	06-Mar-12
7	J Martinez	N/A	N/A	N/A	34	C Davenport	8.63	10.172	15JUL94	34	M Warren	17.2	8.388	11-Mar-08
7	J Mellor	N/A	N/A	N/A	35	Z Roythorne	8.70	10.090	06-Mar-12	34	J Elmore	17.2	8.388	04-Oct-16



Adult D – Russell Lawson (13th), Dan Hughes-Dowd (12th), Denis Latham (11th) & winner of his second Final, Jacob

Jacarepagua Junior Best Off Chart 6 - GC

Qualifying					Fastest Laps				Race Laps					
Pos	Junior	Laps	MPH	Date	Pos	Junior	Time	MPH	Date	Pos	Junior	Laps	MPH	Date
7	J Pateman	N/A	N/A	N/A	36	K Ashworth	8.72	10.067	11-May-08	36	S Schule	17.1	8.339	12-May-98
7	J Sismey	N/A	N/A	N/A	37	N Zimmerman	8.77	10.010	17-Apr-07	37	J Bullock	17.0	8.291	11-May-99
7	J Stevenson	N/A	N/A	N/A	38	L Smith	8.86	9.908	11-May-08	38	L Smith	16.7	8.144	11-Mar-08
7	K Ali	N/A	N/A	N/A	39	M Bradley	8.88	9.886	18-Mar-14	38	G Reyes-England	16.7	8.144	04-Oct-16
7	K Ashworth	N/A	N/A	N/A	40	J Mellor	8.97	9.786	09-Mar-10	40	N Gull	16.5	8.047	09-Mar-10
7	K Cook	N/A	N/A	N/A	41	J Bullock	9.04	9.711	11-May-99	40	R Maffin	16.5	8.047	11-May-99
7	K Levers	N/A	N/A	N/A	42	E Henry	9.05	9.700	09-May-00	40	Z Roythorne	16.5	8.047	06-Mar-12
7	K Schofield	N/A	N/A	N/A	43	A Pank	9.09	9.657	12-May-98	40	M Bradley	16.5	8.047	18-Mar-14
7	L Bell	N/A	N/A	N/A	44	D Paul	9.18	9.563	04-Oct-16	44	P Martin	16.4	7.998	18-Mar-14
7	L Brooks	N/A	N/A	N/A	45	E Stott-Safiroopoulos	9.20	9.542	18-Mar-14	45	A Pank	16.2	7.901	12-May-98
7	L Chadwick	N/A	N/A	N/A	46	N Gull	9.38	9.359	09-Mar-10	46	J Mellor	16.1	7.852	09-Mar-10
7	L Smith	N/A	N/A	N/A	47	S Maffin	9.53	9.211	11-May-99	47	D Paul	15.9	7.754	04-Oct-16
7	L Stott-Safiroopoulos	N/A	N/A	N/A	48	J Graham	9.55	9.192	16-Jul-24	48	J Graham	15.7	7.657	16-Jul-24
7	M Bradley	N/A	N/A	N/A	49	M Warren	9.70	9.050	11-May-08	49	N Zimmerman	14.9	7.267	17-Apr-07
7	M McNulty	N/A	N/A	N/A	50	I Bradley	9.71	9.041	18-Mar-14	50	E Woodhouse	14.7	7.169	16-Jul-24
7	M Minnis	N/A	N/A	N/A	51	R Maffin	9.73	9.022	11-May-99	51	E Stott-Safiroopoulos	14.6	7.120	18-Mar-14
7	M Warren	N/A	N/A	N/A	52	B Brooks	9.75	9.003	18-Mar-14	52	I Bradley	14.4	7.023	18-Mar-14
7	M Watts	N/A	N/A	N/A	53	E Woodhouse	9.80	8.958	16-Jul-24	53	B Rees	14.2	6.925	11-Mar-08
7	Mat McNulty	N/A	N/A	N/A	54	L Bell	9.85	8.912	09-May-00	54	B Brooks	14.1	6.876	18-Mar-14
7	N Bradford	N/A	N/A	N/A	55	B Rees	9.86	8.903	11-May-08	55	L Chadwick	14.0	6.828	07-Sep-04
7	N Gull	N/A	N/A	N/A	55	G Reyes-England	9.86	8.903	04-Oct-16	56	L Brooks	13.9	6.779	18-Mar-14
7	N Zimmerman	N/A	N/A	N/A	57	R Cook	9.88	8.885	11-May-08	57	J Dobbins	13.8	6.730	17-Apr-07
7	P Connally	N/A	N/A	N/A	57	L Chadwick	9.88	8.885	07-Sep-04	57	H Smith	13.8	6.730	04-Oct-16
7	P Martin	N/A	N/A	N/A	59	J Dobbins	10.35	8.482	17-Apr-07	59	E Henry	13.6	6.633	09-May-00
7	P Walker	N/A	N/A	N/A	60	L Stott-Safiroopoulos	10.40	8.441	18-Mar-14	60	L Bell	13.4	6.535	09-May-00
7	R Cook	N/A	N/A	N/A	61	H Smith	10.50	8.360	04-Oct-16	61	L Stott-Safiroopoulos	13.1	6.389	18-Mar-14
7	R Hughes	N/A	N/A	N/A	62	R Hughes	10.59	8.289	11-May-08	62	R Cook	12.9	6.291	11-Mar-08
7	R Litherland	N/A	N/A	N/A	63	Mat McNulty	10.64	8.250	09-May-00	63	R Hughes	12.5	6.096	11-Mar-08
7	R Maffin	N/A	N/A	N/A	64	K Cook	10.78	8.143	11-May-08	63	Mat McNulty	12.5	6.096	09-May-00
7	S Maffin	N/A	N/A	N/A	65	M Watts	10.81	8.121	11-May-99	65	K Cook	12.3	5.999	11-Mar-08
7	S Schule	N/A	N/A	N/A	66	L Brooks	10.88	8.068	18-Mar-14	66	M Watts	12.2	5.950	11-May-99
7	T Chadwick	N/A	N/A	N/A	67	N Bradford	13.69	6.412	18-Mar-14	67	A Bradford	11.5	5.608	18-Mar-14
7	T Pank	N/A	N/A	N/A	68	J Martinez	14.40	6.096	04-Oct-16	68	N Bradford	9.9	4.828	18-Mar-14
7	Z Roythorne	N/A	N/A	N/A	69	A Bradford	14.54	6.037	18-Mar-14	69	J Martinez	8.1	3.950	04-Oct-16



Adult C – Lewis (8th), Dan Turnbull (10th), Liam (9th) and winner of his third straight Final Jacob!



Adult B – Jacob (5th- his best ever finish), Phil Rees (7th), winner Simon & Nick Sismey (6th)



Championship Tables



Those All Important
Points!



Adult A – Simon (2nd), Lee (4th), Angus with his 9th win of the year and Reuben (3rd)



Championship Leaders 16Jul24 After Round 17



Adult

Championship

Angus Smith

Challenge

JJ Hughes-Dowd

King of Speed

TBA

Top Adult Points at DHORCingham

Junior

Championship

JJ Hughes-Dowd

Challenge

JJ Hughes-Dowd

King of Speed

TBA

Top Junior Points at DHORCingham

Other

Masters (56+)

Angus Smith

Early Parents

Andrew Woodhouse

Alan Bullock

TBA

Winner of last Adult Club Night in August

Bob Chadwick

TBA

Winner of last Adult Club Night in October



Angus and JJ lead five of the six Championships between them!



DHORC Championship 2024					
Pos	Competitor	Wins	Total	Best (75%)	Diff
	Name (Adults)		33 Scores	25 Scores	
1	A Smith (M)	9	731	731	
2	P Rees (M)	2	535	535	196
3	N Sismey (M)		499	499	36
4	JJ Hughes-Dowd	2	488	488	11
5	S Goodlip (M)	3	466	466	22
6	L Pateman	1	433	433	33
7	D Hughes-Dowd		356	356	77
8	S Gray (M)		354	354	2
9	L Blacker		352	352	2
10	R Litherland		333	333	19
11	D Turnbull		297	297	36
12	G Peach (M)		290	290	7
13	JT Hughes-Dowd		278	278	12
14	A Woodhouse		277	277	1
15	D Latham		266	266	11
16	A Stevenson		222	222	44
16	B Johnson (M)		222	222	
18	M Graham		220	220	2
19	R Lawson		173	173	47
20	C Bowles		160	160	13
21	J Lawson		156	156	4
22	L Smith		149	149	7
23	M Dutson		116	116	33
24	A Turnbull		69	69	47
25	S Smith		41	41	28
25	H Smith		41	41	
Pos	(Juniors)	Wins	Total	75%	Diff
1	JJ Hughes-Dowd	14	798	798	
2	J Woodhouse		550	550	248
3	JT Hughes-Dowd	3	446	446	104
4	T Stevenson		380	380	66
5	J Graham		371	371	9
6	J Lawson		274	274	97
7	E Woodhouse		227	227	47
Pos	(Masters)	Wins	Total	75%	Diff
1	A Smith (M)	4	29.0	29.0	
2	P Rees (M)	4	27.5	27.5	1.5
3	N Sismey (M)	3	23.5	23.5	4.0
4	S Goodlip (M)	4	20.0	20.0	3.5
5	S Gray (M)	2	18.5	18.5	1.5
6	G Peach (M)	1	13.0	13.0	5.5
7	B Johnson (M)		11	11	2
Pos	(Early Parents)	Wins	Total	75%	Diff
1	A Woodhouse	12	277	277	
2	A Stevenson	3	222	222	55
3	M Graham	1	220	220	2
4	R Lawson	1	18	18	202

DHORC Challenge 2024				
Pos	Competitor	Wins	Results	
	Name (Adult)		(33) Points	Turn Up Rate
1	JJ Hughes-Dowd	15	44.5	100.00%
2	A Smith (M)	11	29.0	100.00%
3	P Rees (M)	5	27.5	100.00%
4	D Hughes-Dowd	3	25.0	88.24%
4	JT Hughes-Dowd	6	25.0	85.71%
6	L Blacker	6	24.5	76.47%
7	N Sismey (M)	3	23.5	100.00%
8	S Goodlip (M)	5	20.0	70.59%
9	S Gray	2	18.5	100.00%
10	D Latham	2	18.0	73.33%
10	L Pateman	3	18.0	76.47%
10	J Lawson	5	18.0	46.67%
13	D Turnbull	3	16.5	70.59%
14	R Litherland	2	15.0	58.82%
15	G Peach (M)	1	13.0	58.82%
16	C Bowles	3	12.0	37.50%
17	R Lawson	2	11.5	53.33%
18	B Johnson (M)	0	11.0	58.82%
19	L Smith	3	10.0	37.50%
20	M Dutson	0	4.5	40.00%
21	H Smith	1	4.0	11.76%
22	A Turnbull	0	2.0	11.76%
22	S Smith	0	2.0	11.76%
24	A Woodhouse	0	0.0	88.24%
24	A Stevenson	0	0.0	70.59%
24	M Graham	0	0.0	100.00%
Pos	(Junior)	Wins	Points	Rate
1	JJ Hughes-Dowd	15	33.5	100.00%
2	JT Hughes-Dowd	7	23.5	85.71%
3	J Woodhouse	2	23.0	88.24%
4	J Graham	2	18.0	85.71%
5	T Stevenson	1	13.0	70.59%
6	J Lawson	2	12.0	53.33%
7	E Woodhouse	0	9.5	66.67%

DHORC Championship 2024

Pos	Competitor Name (Adults)	Wins	BRA F1	BRA GC	JAC F1	FIO GC	JAR F1	PUK F1	PUK GC	MIS F1	MIS GC	TR F1	TR GC	WG	WG	04-Jun	04-Jun	BRA F1	BRA GC	JAC F1	JAC GC	Total	Best (75%)	Diff
			09-Jan	09-Jan	30-Jan	30-Jan	42-Jan	20-Feb	12-Mar	09-Apr	09-Apr	30-Apr	30-Apr	14-May	14-May	12-Jun	12-Jun	25-Jun	25-Jun	16-Jul	16-Jul	17-Jul	17-Jul	
1	A Smith (M)	9	28	50	42	49	33	48	50	36	50	38	50	34	46	50	43	50	34	34	50	731	731	196
2	P Rees (M)	2	25	24	26	25	26	29	29	29	34	47	34	40	29	27	29	27	29	46	27	535	535	36
3	N Sismey (M)	2	34	21	25	26	45	31	22	31	21	31	28	46	25	38	23	26	19	26	19	488	488	11
5	S Goodlip (M)	3	47	31	46	DNS	40	DNS	DNS	47	38	37	31	31	40	DNS	DNS	40	DNS	40	38	466	466	22
6	L Paisman	1	26	29	27	39	35	DNS	DNS	39	31	DNS	DNS	31	36	31	45	33	31	433	31	433	433	33
7	D Hughes-Dowd	22	23	21	23	21	23	22	25	27	DNS	24	27	23	22	22	22	26	25	24	22	356	356	77
8	S Gray (M)	18	19	18	19	21	21	22	24	20	22	21	24	24	23	22	22	25	22	19	18	354	354	2
9	L Blacker	23	27	28	27	29	28	31	25	28	27	25	DNS	DNS	DNS	DNS	DNS	DNS	DNS	28	26	352	352	2
10	R Litherland	41	34	DNS	34	DNS	36	38	DNS	DNS	DNS	DNS	DNS	28	31	DNS	DNS	DNS	29	34	333	333	19	
11	D Turnbull	27	25	22	DNS	24	DNS	DNS	24	28	25	26	26	27	DNS	DNS	DNS	DNS	21	24	297	297	36	
12	G Peach (M)	29	26	31	29	DNS	DNS	DNS	28	25	28	29	DNS	DNS	DNS	DNS	34	31	DNS	DNS	290	290	7	
13	JT Hughes-Dowd	DNS	DNS	DNS	21	20	24	28	21	23	23	24	DNS	DNS	DNS	28	26	20	20	20	278	278	12	
14	A Woodhouse	17	16	15	17	18	18	21	21	19	19	19	19	DNS	DNS	21	17	17	17	17	277	277	1	
15	D Latham	DNS	DNS	23	22	25	DNS	DNS	26	24	26	23	25	25	28	DNS	DNS	DNS	23	23	266	266	11	
16	A Stevenson	16	17	DNS	16	19	19	19	18	18	DNS	DNS	DNS	20	21	19	20	DNS	DNS	DNS	222	222	44	
16	B Johnson (M)	20	18	19	DNS	23	26	23	22	22	DNS	DNS	DNS	DNS	DNS	25	24	DNS	DNS	DNS	222	222	44	
18	M Graham	DNS	DNS	DNS	15	17	20	20	DNS	DNS	18	18	21	20	20	19	16	16	16	16	220	220	2	
19	R Lawson	DNS	DNS	17	18	DNS	17	18	DNS	DNS	20	22	DNS	DNS	DNS	DNS	DNS	DNS	22	21	173	173	47	
20	C Bowles	DNS	DNS	34	31	DNS	31	DNS	23	27	DNS	DNS	20	23	DNS	DNS	DNS	DNS	DNS	DNS	160	160	13	
21	J Lawson	DNS	DNS	20	DNS	DNS	20	DNS	23	25	DNS	DNS	21	20	DNS	DNS	DNS	DNS	18	29	156	156	4	
22	L Smith	DNS	DNS	24	24	DNS	DNS	DNS	DNS	DNS	DNS	DNS	DNS	DNS	DNS	24	27	25	25	15	149	149	7	
23	M Dutton	DNS	DNS	16	20	DNS	DNS	DNS	DNS	DNS	DNS	DNS	DNS	DNS	DNS	22	28	15	15	116	116	33		
24	A Turnbull	31	38	DNS	DNS	DNS	DNS	DNS	DNS	DNS	DNS	DNS	DNS	DNS	DNS	DNS	DNS	DNS	DNS	DNS	69	69	47	
25	S Smith	21	20	DNS	DNS	DNS	DNS	DNS	DNS	DNS	DNS	DNS	DNS	DNS	DNS	DNS	DNS	DNS	DNS	DNS	41	41	28	
25	H Smith	19	22	DNS	DNS	DNS	DNS	DNS	DNS	DNS	DNS	DNS	DNS	DNS	DNS	DNS	DNS	DNS	DNS	DNS	41	41	28	
Pos	Wins	685	686	687	688	689	689	690	691	692	693	694	695	696	697	698	699	700	701	Total	75%	Diff		
1	JJ Hughes-Dowd	14	47	50	50	50	38	38	38	38	50	50	38	50	50	38	38	47	45	798	798	248		
2	J Woodhouse	41	38	38	34	38	38	38	38	38	38	38	34	DNS	DNS	38	34	34	31	550	550	104		
3	JT Hughes-Dowd	3	DNS	DNS	38	29	31	46	34	34	34	31	48	DNS	DNS	DNS	34	47	40	446	446	66		
4	T Stevenson	34	34	DNS	28	31	28	28	31	DNS	DNS	DNS	DNS	38	34	29	34	DNS	DNS	380	380	9		
5	J Graham	DNS	DNS	DNS	29	34	29	27	DNS	DNS	34	29	34	38	31	28	29	29	29	371	371	9		
6	J Lawson	DNS	DNS	34	31	DNS	34	36	DNS	DNS	29	33	DNS	DNS	DNS	DNS	DNS	38	39	274	274	97		
7	E Woodhouse	DNS	DNS	DNS	DNS	DNS	DNS	27	29	29	DNS	DNS	DNS	DNS	DNS	28	29	28	28	227	227	47		
Pos	Wins	685	686	687	688	689	689	690	691	692	693	694	695	696	697	698	699	700	701	Total	75%	Diff		
1	A Smith (M)	4	1.0	2.0	1.5	2.0	0.5	2.0	2.0	1.0	2.0	1.5	2.0	3.0	2.0	2.0	1.5	1.0	2.0	29.0	29.0	1.5		
2	P Rees (M)	4	1.0	2.5	1.5	1.0	1.5	1.5	1.5	1.5	3.0	2.0	3.0	1.5	1.5	0.5	1.5	2.0	0.5	27.5	27.5	4.0		
3	N Sismey (M)	3	0.5	1.0	1.5	1.0	0.5	1.5	1.0	2.5	1.5	1.5	1.5	0.5	1.0	1.5	3.0	2.5	1.0	23.5	23.5	3.5		
4	S Goodlip (M)	4	2.0	2.5	2.0	DNS	1.5	DNS	DNS	2.0	1.5	1.0	0.5	0.5	1.5	DNS	DNS	1.5	3.5	20.0	20.0	1.5		
5	S Gray (M)	2	0.5	1.0	0.5	1.0	2.5	1.0	0.5	1.5	1.5	1.0	0.5	0.5	2.5	1.5	1.0	1.0	0.5	18.5	18.5	5.5		
6	G Peach (M)	1	1.5	1.5	0.5	1.5	DNS	DNS	1.0	1.0	1.0	1.0	1.5	DNS	DNS	3.0	0.5	DNS	DNS	13.0	13.0	2.0		
7	B Johnson (M)	1.5	0.5	1.0	DNS	1.5	1.5	1.5	1.0	1.0	1.0	DNS	DNS	DNS	DNS	1.0	0.5	DNS	DNS	11.0	11.0	7.5%		
Pos	Wins	685	686	687	688	689	689	690	691	692	693	694	695	696	697	698	699	700	701	Total	75%	Diff		
1	A Woodhouse	12	17	16	15	17	18	21	21	19	19	19	19	DNS	DNS	21	21	17	17	277	277	55		
2	A Stevenson	3	16	17	DNS	16	19	19	18	18	DNS	DNS	20	21	19	20	20	DNS	DNS	222	222	2		
3	M Graham	1	DNS	DNS	15	17	20	20	20	20	18	18	21	20	20	19	16	16	16	220	220	2		
4	R Lawson	1	DNS	DNS	N/A	18	DNS	N/A	DNS	DNS	N/A	DNS	N/A	DNS	DNS	DNS	DNS	N/A	N/A	18	18	202		

DHORC Final Challenge 2024																									
Pos	Competitor Name (Adult)	Wins	BRA F1	BRA GC	JAC F1	FIO GC	JAR F1	PUK F1	PUK GC	MIS F1	MIS GC	TR F1	TR GC	WG F1	WG GC	BRA F1	BRA GC	JAC F1	JAC GC	Results					
			09-Jan	09-Jan	30-Jan	20-Feb	12-Mar	09-Apr	09-Apr	30-Apr	30-Apr	14-May	14-May	04-Jun	04-Jun	25-Jun	25-Jun	16-Jul	16-Jul	(33)	Points	Rate			
1	JJ Hughes-Dowd	15	7.0	0.5	1.0	1.5	8.0	2.5	1.0	2.5	0.5	2.5	5.0	2.0	1.0	1.5	1.5	5.5	1.0	44.5	100.00%				
2	A Smith (M)	11	1.0	2.0	1.5	2.0	0.5	2.0	2.0	1.0	2.0	1.5	2.0	3.0	2.0	2.0	1.5	1.0	2.0	29.0	100.00%				
3	P Rees (M)	5	1.0	2.5	1.5	1.0	1.5	1.5	1.5	3.0	3.0	2.0	3.0	1.5	1.5	0.5	1.5	2.0	0.5	27.5	100.00%				
4	JT Hughes-Dowd	3	3.0	1.5	0.5	1.5	1.0	3.0	0.5	DNS	DNS	2.5	5.0	1.5	1.0	1.5	1.0	0.5	1.0	25.0	88.24%				
6	L Blacker	6	1.5	2.5	1.0	2.5	1.5	1.0	6.5	1.0	2.5	1.5	0.5	DNS	DNS	5.0	3.5	1.5	1.5	25.0	85.71%				
7	N Sismaney (M)	3	0.5	1.0	1.5	1.0	0.5	1.5	1.0	2.5	1.5	1.5	1.5	0.5	1.0	1.5	3.0	2.5	1.0	23.5	100.00%				
8	S Goodlip (M)	5	2.0	2.5	2.0	DNS	1.5	DNS	DNS	2.0	1.5	1.0	0.5	0.5	1.5	DNS	DNS	1.5	3.5	20.0	70.59%				
9	S Gray	2	0.5	1.0	0.5	1.0	2.5	1.0	0.5	1.5	1.5	1.0	0.5	0.5	2.5	1.5	1.0	1.0	0.5	18.5	100.00%				
10	D Latham	2	DNS	DNS	1.5	1.0	1.0	DNS	DNS	3.5	2.5	1.5	1.5	1.0	1.5	DNS	DNS	1.5	1.5	18.0	73.33%				
10	L Pateman	3	1.5	1.5	2.5	1.5	1.0	DNS	DNS	1.5	0.5	DNS	DNS	1.5	1.0	0.5	2.0	2.5	0.5	18.0	76.47%				
13	J Lawson	5	DNS	DNS	3.5	DNS	DNS	1.5	1.0	DNS	DNS	2.5	1.5	DNS	DNS	DNS	DNS	0.5	7.5	18.0	46.67%				
10	D Turnbull	3	0.5	1.0	3.0	DNS	0.5	DNS	DNS	0.5	1.5	1.0	1.5	3.5	2.5	DNS	DNS	0.5	0.5	16.5	70.59%				
14	R Litherland	2	1.5	1.0	DNS	1.0	1.0	1.5	DNS	DNS	DNS	DNS	DNS	3.0	2.5	DNS	DNS	1.5	1.0	15.0	58.82%				
15	G Peach (M)	1	1.5	1.5	0.5	1.5	DNS	DNS	DNS	1.0	1.0	1.0	1.5	DNS	DNS	3.0	0.5	DNS	DNS	13.0	58.82%				
16	C Bowles	3	DNS	DNS	3.0	2.5	DNS	DNS	DNS	1.5	2.5	DNS	DNS	1.0	1.5	DNS	DNS	DNS	DNS	12.0	37.50%				
17	R Lawson	2	DNS	DNS	1.5	0.0	DNS	2.5	1.5	DNS	DNS	1.5	3.0	DNS	DNS	DNS	DNS	1.0	0.5	11.5	53.33%				
18	B Johnson (M)	1	1.5	0.5	1.0	DNS	1.5	1.5	1.5	1.0	1.0	DNS	DNS	DNS	DNS	1.0	0.5	DNS	DNS	11.0	58.82%				
19	L Smith	3	DNS	DNS	2.5	2.5	DNS	DNS	DNS	DNS	DNS	DNS	DNS	DNS	DNS	0.5	2.5	1.0	1.0	10.0	37.50%				
20	M Dutton	DNS	DNS	1.0	1.5	DNS	DNS	DNS	DNS	DNS	DNS	DNS	DNS	DNS	DNS	1.0	1.0	0.0	0.0	4.5	40.00%				
21	H Smith	1	1.0	3.0	DNS	DNS	DNS	DNS	DNS	DNS	DNS	DNS	DNS	DNS	DNS	DNS	DNS	DNS	DNS	4.0	11.76%				
22	A Turnbull	0.5	1.5	DNS	DNS	DNS	DNS	DNS	DNS	DNS	DNS	DNS	DNS	DNS	DNS	DNS	DNS	DNS	DNS	2.0	11.76%				
22	S Smith	0.5	1.5	DNS	DNS	DNS	DNS	DNS	DNS	DNS	DNS	DNS	DNS	DNS	DNS	DNS	DNS	DNS	DNS	2.0	11.76%				
24	A Woodhouse	0.0	0.0	0.0	0.0	0.0	0.0	0.0	0.0	0.0	0.0	0.0	0.0	0.0	0.0	0.0	0.0	0.0	0.0	0.0	88.24%				
24	A Stevenson	0.0	0.0	DNS	0.0	0.0	0.0	0.0	0.0	0.0	0.0	DNS	DNS	0.0	0.0	0.0	0.0	0.0	0.0	0.0	70.59%				
24	M Graham	DNS	DNS	DNS	0.0	0.0	0.0	0.0	0.0	0.0	0.0	0.0	0.0	0.0	0.0	0.0	0.0	0.0	0.0	0.0	100.00%				
Pos (Junior)			695	696	697	698	699	699	691	692	693	694	695	696	697	698	699	700	701	Points	Rate				
1	JJ Hughes-Dowd	15	2.0	2.0	2.0	2.0	2.0	2.5	2.0	2.0	2.0	2.0	1.5	2.0	2.0	2.0	1.5	2.0	2.0	33.5	100.00%				
2	JT Hughes-Dowd	7	DNS	DNS	DNS	3.5	1.5	0.5	2.0	3.0	1.0	0.5	2.0	DNS	DNS	3.0	2.0	1.0	3.5	23.5	85.71%				
3	J Woodhouse	2	1.5	1.5	1.5	1.0	1.5	1.5	1.5	1.5	1.5	1.5	3.0	DNS	DNS	1.5	3.0	0.5	0.5	23.0	88.24%				
4	J Graham	2	DNS	DNS	DNS	1.5	3.0	1.5	0.5	DNS	DNS	3.0	1.5	1.0	1.5	0.5	1.0	1.5	1.5	18.0	85.71%				
5	T Stevenson	1	1.0	1.0	DNS	1.0	0.5	1.0	1.0	0.5	2.5	DNS	DNS	1.5	1.0	1.5	0.5	0.5	DNS	13.0	70.59%				
6	J Lawson	2	DNS	DNS	1.0	0.5	DNS	3.0	1.0	DNS	1.5	1.5	0.5	DNS	DNS	DNS	DNS	3.5	1.0	12.0	53.33%				
7	E Woodhouse	DNS	DNS	DNS	DNS	DNS	DNS	0.5	1.5	1.5	1.5	DNS	DNS	DNS	DNS	1.0	1.5	1.0	1.0	9.5	66.67%				
Turn Up Rates			100.00%	100.00%	78.37%	78.13%	68.75%	66.87%	66.87%	66.67%	66.67%	63.64%	63.64%	51.52%	51.52%	63.64%	63.64%	75.78%	75.78%	AVE	69.25%				

Members' Statistics

ADULT STATISTICS 1992-2024 - AFTER DHORC 701

Sheet 1 of 5 (Note: Highlighted Names are Current 2024 Members, CS = Best Consecutive Results)

MEETINGS (Junior & Adult) ATTENDED			RACES (Junior & Adult) COMPLETED			DRIVER RANKING			FINALS WON			
Pos	ADULT (1st Race)	No	Pos	ADULT	No	Pos	ADULT	SCORE	Pos	ADULT	No	CS
1	P REES (07Jul92)	684	1	P REES	3,892	1	* A SMITH	1.825	1	L PATEMAN	282	(5)
2	N SISMEY (07Jul92)	648	2	N SISMEY	3,575	2	* S GOODLIP	2.338	2	P REES	250	(3)
3	L PATEMAN (01Sep92)	605	3	L PATEMAN	3,389	3	* J SISMEY	2.750	3	S GOODLIP	182	(4)
4	G PEACH (07Jan97)	457	4	G PEACH	2,548	4	* W LANDER	2.838	4	N SISMEY	178	(2)
5	S GOODLIP (01Jun93)	396	5	P BARBER	2,102	5	* L PATEMAN	3.213	5	M CHADWICK	117	(3)
6	P BARBER	363	6	S GOODLIP	2,095	6	* M CHADWICK	3.813	6	J SISMEY	103	(4)
7	A McPEAKE	299	7	A BULLOCK	1,802	7	* J TAGUE	4.538	7	G PEACH	102	(2)
8	A BULLOCK	292	8	A McPEAKE	1,658	8	* R LITHERLAND	4.588	8	A SMITH	92	(5)
9	M CHADWICK	287	9	R MASTERS	1,598	9	* T MEASHAM	5.113	9	L SMITH	91	(3)
10	R MASTERS	280	10	M CHADWICK	1,537	10	* J NEALE	5.200	10	D McPEAKE	77	(2)
11	N LAMBERT	269	11	C ROYTHORNE	1,513	11	* N SISMEY	5.538	11	A McPEAKE	66	(2)
12	C ROYTHORNE	249	12	N LAMBERT	1,479	12	* P REES	5.600	11	A BULLOCK	66	(2)
13	D McPEAKE	245	13	D McPEAKE	1,366	13	* A TURNBULL	5.725	13	J TAGUE	64	(2)
14	R SEAMAN	235	14	L SMITH (1,686)	1,334	14	* K LYE	6.063	14	N LAMBERT	61	(2)
15	L SMITH (29May07) (275)	222	15	R SEAMAN	1,313	15	* C BOWLES	6.313	14	M ALLSOPP	61	(3)
16	D TURNBULL (07Nov13)	220	16	J SISMEY (1,957)	1,303	16	* C ROYTHORNE	6.350	16	R SEAMAN	60	(2)
17	J SISMEY (331)	211	17	M ALLSOPP	1,265	17	* G PEACH	6.438	17	W LANDER	56	(2)
18	M ALLSOPP	203	18	D TURNBULL	1,158	18	* D GARBETT	6.450	18	C ROYTHORNE	55	(2)
19	A SMITH (07Jul92)	198	19	J LAMB	1,048	19	* A McPEAKE	6.488	19	R MASTERS	54	(2)
20	J LAMB	179	20	S ANAND	976	20	* R SEAMAN	6.550	20	S ANAND	53	(3)
21	P LEVERS	166	21	P LEVERS	957	21	* R BLAKE	7.125	21	J LAMB	49	(3)
22	J TAGUE	165	22	A SMITH	953	22	* T CHADWICK	7.250	22	P LEVERS	48	(2)
23	S ANAND	154	23	J LYMER	948	22	* S ANAND	7.250	23	A HOLLIDAY	43	(3)
24	J LYMER	146	24	J TAGUE	858	24	* A BULLOCK	7.438	24	I BRENTNALL	41	(3)
25	D EDWARDS	139	25	K ALCOCK	848	25	* M ALLSOPP	7.488	24	P BARBER	41	(2)
26	K ALCOCK	131	26	D EDWARDS	801	26	* L BLACKER	7.725	26	L BLACKER	40	(3)
27	C BOWLES (28Mar85) (205)	129	27	G WESTON	682	27	* R CROSSLAND	8.175	27	J LYMER	38	(2)
28	A HOLLIDAY	123	28	A HOLLIDAY	679	28	* JJ HUGHES-DOWD	8.463	28	D TURNBULL	34	(3)
29	S GRAY (10Apr18)	117	29	W LANDER	661	29	* D McPEAKE	8.563	29	G WESTON	33	(2)
30	L EDWARDS	116	30	L EDWARDS	654	30	* L SMITH	8.763	29	C BOWLES	33	(2)
31	S SMITH	115	31	J HOLMES	639	31	* D BRENTNALL	8.838	31	K ALCOCK	30	(3)
32	G WESTON	113	32	C BOWLES (1,018)	616	32	* K PAYNE	8.850	32	D EDWARDS	29	(2)
32	R LAWSON (03Mar15)	113	33	S SMITH	581	33	* J ROYTHORNE	8.938	32	D GARBETT	29	(2)
34	C HENRY	109	34	R LAWSON	571	34	* J LEVERS	9.063	32	A TURNBULL	29	(2)
34	D GARBETT	109	35	C HENRY	552	35	* A DAVIES	9.138	35	B JOHNSON	28	(3)
34	B JOHNSON (29Mar94)	109	36	B JOHNSON	549	36	* P LEVERS	9.188	36	R BLAKE	26	(2)
37	W LANDER	104	37	D GARBETT	523	37	* J LYMER	9.288	36	JJ HUGHES-DOWD	26	(4)
38	J HOLMES	98	38	I BRENTNALL	511	38	* S PANK	9.775	38	D BRENTNALL	25	(5)
39	I BRENTNALL	94	39	S GRAY	505	39	* D PASSELL	9.850	38	M ROGERS	25	(3)
39	L BLACKER (30Apr19)	94	40	R CROSSLAND	456	40	* D TURNBULL	10.013	38	J HOLMES	25	
41	T DINGLEY	87	41	T DINGLEY	455	41	* J LAMB	10.063	41	J NEALE	24	(2)
42	A TURNBULL (238)	86	42	J ROYTHORNE	432	42	* T DINGLEY	10.125	42	J LEVERS	22	(3)
43	R CROSSLAND	81	43	L BLACKER	406	43	* I BRENTNALL	10.325	42	R CROSSLAND	22	(2)
44	A STAMPER	76	44	R BLAKE	383	44	* M KNIGHTON	10.363	44	S MINNIS	21	(3)
45	S PANK	69	45	A TURNBULL (1,287)	382	45	* G WESTON	10.375	44	S PANK	21	(2)
45	J ROYTHORNE	69	46	A STAMPER	366	46	* D EDWARDS	10.438	44	T DINGLEY	21	
47	S MINNIS	67	47	S PANK	364	47	* M ROGERS	10.463	47	J ROYTHORNE	20	(2)
48	R BLAKE	62	48	J LITHERLAND	362	48	* D HUGHES-DOWD	10.475	48	C HENRY	19	
48	J LITHERLAND	62	49	S MINNIS	356	49	* D LATHAM	10.563	48	R LITHERLAND	19	(2)
50	J NEALE	60	50	J LEVERS	322	50	* S MINNIS	11.400	50	A FEARN	18	(2)

(Driver Ranking = Average Position in Qualifying, Final Position, Fastest Lap & Race Laps Over Last 20 club nights)

ADULT STATISTICS 1992-2024 - AFTER DHORC 701

Sheet 2 of 5 (Note: Highlighted Names are Current 2024 Members, CS = Best Consecutive Results)

MEETINGS (Junior & Adult)			RACES (Junior & Adult)			DRIVER RANKING			FINALS WON			
ATTENDED			COMPLETED			ADULT			ADULT			
Pos	ADULT (1st Race)	No	Pos	ADULT	No	Pos	ADULT	SCORE	Pos	ADULT	No	CS
51	R LITHERLAND (21May13) (208)	58	51	A FEARN (380)	319	51	* B JOHNSON	11.800	51	S LANDER	14	(2)
52	M ROGERS	57	52	J NEALE	318	52	* J HOLMES	12.350	51	S GRAY	14	
53	J LEVERS	53	53	M ROGERS	308	53	* A WOODHOUSE	12.463	53	T CHADWICK	13	(2)
54	G SCHULE	52	54	M MARTINEZ	289	53	* A HOLLIDAY	12.463	54	J HITCHCOCK	12	(2)
55	A FEARN	49	55	K LYE	263	55	* K ALCOCK	12.613	54	P FOXLEY	12	(2)
55	M MARTINEZ	49	56	G SCHULE	258	56	* A FEARN	12.625	54	R LAWSON	12	
57	JJ HUGHES-DOWD (18Oct22) (9)	47	57	C BULLOCK (639)	248	57	* M STURGESS	12.675	57	T MEASHAM	11	
58	D HUGHES-DOWD (18Oct22)	46	58	D BRENTNALL	225	58	* N LAMBERT	12.950	57	S SMITH	11	
59	D OLIVER	45	58	T CHADWICK (999)	225	59	* P FOXLEY	12.963	57	H SMITH	11	
60	D WALKER	42	60	D OLIVER	216	60	* H SMITH	13.138	60	D WALKER	10	
60	K LYE	42	61	R LITHERLAND (1,132)	215	61	* G SCHULE	13.238	60	D PASSELL	10	(2)
62	D BRENTNALL	41	62	D WALKER	212	62	* J TETLEY	13.313	60	L EDWARDS	10	
63	A THOMPSON	39	63	A DAVIES	211	63	* A STEVENSON	13.463	60	J LAWSON	10	(3)
64	A WOODHOUSE (09Aug22)	38	64	T MEASHAM (758)	208	63	* J LAWSON	13.463	64	S DUNN	9	(2)
65	M KNIGHTON	36	65	M KNIGHTON	206	65	* R LAWSON	13.713	64	K LYE	9	
65	T CHADWICK (183)	36	66	J CHELL	202	66	* C HENRY	13.763	64	D HUGHES-DOWD	9	
65	C BULLOCK (102)	36	67	D PASSELL	191	67	* D GREEN	13.850	67	G LAMBERT	8	(4)
68	S DUNN	35	68	S DUNN	183	68	* S SMITH	13.950	67	J LITHERLAND	8	
68	A STEVENSON (18Oct22)	35	69	A THOMPSON	179	69	* J LITHERLAND	14.125	67	C COOPER	8	
70	D PASSELL	34	70	P FOXLEY	172	70	* S GRAY	14.300	70	R CHADWICK	7	(2)
70	A DAVIES	34	71	G LAMBERT	168	70	* A STAMPER	14.300	70	A DAVIES	7	
72	T MEASHAM (126)	33	72	M STURGESS	163	72	* R MASTERS	14.325	70	D LATHAM	7	
73	G LAMBERT	32	72	D HUGHES-DOWD	163	73	* M HOLLAND	14.375	73	M JUBB	6	
73	P FOXLEY	32	74	S SUMNER	157	74	* N CHATTLE	14.488	73	A STAMPER	6	
75	J CHELL	30	75	B BRUCE	148	75	* B BRUCE	14.563	73	C BULLOCK	6	
75	M DUTSON (15Mar22)	30	76	R CHADWICK	146	76	* M DUTSON	14.663	73	K PAYNE	6	
77	M STURGESS	29	77	J TETLEY	143	77	* L EDWARDS	14.800	73	J TETLEY	6	(2)
77	D LATHAM (21Feb23)	29	78	K PAYNE	140	78	* C BULLOCK	15.138	73	T BALDOCK	6	
79	R HITCHCOCK	27	79	R HITCHCOCK	138	79	* D OLIVER	15.688	73	JT HUGHES-DOWD	6	(2)
79	R CHADWICK	27	80	M HOLLAND	129	80	* S DUNN	15.963	80	C SCHOFIELD	5	(2)
81	S SUMNER	26	81	J HITCHCOCK	127	81	* A THOMPSON	16.063	80	AJ McPEAKE	5	(2)
82	B BRUCE	25	82	A WOODHOUSE	125	82	* G LAMBERT	16.175	80	I HOLLAND	5	
83	C STANNARD	24	83	C SCHOFIELD	124	83	* S SUMNER	16.425	80	M TANSLEY	5	
83	H SMITH (137)	24	84	A STEVENSON	123	84	* M MARTINEZ	16.763	80	D OLIVER	5	
85	I HOLLAND	23	85	I HOLLAND	120	85	* J CHELL	17.138	80	D GREEN	5	
85	J HITCHCOCK	23	85	D GREEN	120	86	* C STANNARD	17.325	80	J CHELL	5	
85	C SCHOFIELD	23	87	N CHATTLE	119	87	* R HITCHCOCK	18.063	80	R JAMES	5	
85	D GREEN	23	88	S LANDER	118	88	* C SCHOFIELD	18.113	88	S REVITT	4	(2)
85	M HOLLAND	23	88	C STANNARD	118	89	* D WALKER	18.163	88	R HITCHCOCK	4	
85	K PAYNE	23	90	T HAGUES	111	90	* P BARBER	18.938	88	M KNIGHTON	4	
91	J LAWSON (18Aug15) (104)	22	91	D LATHAM	110	91	* J HITCHCOCK	21.388	88	M STURGESS	4	
92	J TETLEY	21	92	R JAMES	105	92	* R CHADWICK	22.013	88	M BLOOD	4	
93	N CHATTLE	20	93	C CARRINGTON	100	93	* I HOLLAND	22.288	93	S PATCHING	3	
94	M JUBB	19	94	M JUBB	99	N/A	T BALDOCK	2.583	93	C NORRIS	3	
95	C CARRINGTON	18	95	C BRADFORD	97	N/A	S REVITT	3.792	93	J HENRY	3	
95	T HAGUES	18	96	P MELLOR	93	N/A	S LANDER	4.485	93	C CARRINGTON	3	
97	N MAFFIN	17	97	M DUTSON	92	N/A	AJ McPEAKE	6.659	93	A HUGHES	3	
97	S LANDER	17	98	N MAFFIN	82	N/A	A HUGHES	6.792	93	M HOLLAND	3	
97	P MELLOR	17	99	P COCKBILL	81	N/A	S WHITE	8.000	93	C STANNARD	3	
97	C BRADFORD	17	100	D LEVERTON	75	N/A	C SLATER	9.250	100	H VD HEUVEL	2	(2)

ADULT STATISTICS 1992-2024 - AFTER DHORC 701

Sheet 3 of 5 (Note: Highlighted Names are Current 2024 Members, CS = Best Consecutive Results)

MEETINGS (Junior & Adult) ATTENDED			RACES (Junior & Adult) COMPLETED			DRIVER RANKING		FINALS WON				
Pos	ADULT (1st Race)	No	Pos	ADULT	No	Pos	ADULT	SCORE	Pos	ADULT	No	CS
97	C COOPER	17	101	M TANSLEY	73	N/A	L BOWLES	10.357	100	J KELLY	2	
102	P COCKBILL	16	102	JJ HUGHES-DOWD (242)	70	N/A	S SIDDANS	10.417	100	C SLATER	2	(2)
103	R JAMES	15	103	YAN SHEN	68	N/A	J KELLY	10.500	100	YAN SHEN	2	
104	M TANSLEY	14	104	J KELLY	67	N/A	J HENRY	11.000	100	I HALL	2	
104	L BOWLES (92)	14	105	S REVITT	63	N/A	F HOLMES	11.194	100	S SUMNER	2	
106	J KELLY	13	106	M WATTS (130)	61	N/A	C COOPER	11.500	100	B BRUCE	2	
106	D LEVERTON	13	106	C COOPER	61	N/A	M BLOOD	11.639	100	C BRADFORD	2	
108	S REVITT	12	108	J McDONALD (98)	60	N/A	C ATKINSON	12.125	100	M MARTINEZ	2	
108	P PURKIS	12	109	M BLOOD	58	N/A	JT HUGHES-DOWD	12.146	100	L BOWLES	2	
108	M WATTS (25)	12	109	W BLURTON	58	N/A	J MELLOR	12.650	100	A WOODHOUSE	2	
108	T STACEY	12	109	F HOLMES (827)	58	N/A	A DOBBINS	12.925	111	R GILLARD	1	
108	JT HUGHES-DOWD (20Feb24) (2)	12	112	I HALL	57	N/A	P WRIGHT	13.250	111	D ROYTHORNE	1	
108	M GRAHAM (20Feb24)	12	112	T STACEY	57	N/A	T STACEY	13.271	111	P COCKBILL	1	
114	AJ McPEAKE (76)	11	114	T CASH	54	N/A	P ZIMMERMAN	13.500	111	J JOHNSON	1	
114	YAN SHEN	11	115	N WRIGHT	52	N/A	M TANSLEY	13.500	111	G SCHULE	1	
116	R GILLARD	10	116	AJ McPEAKE (376)	50	N/A	L COPLEY	13.500	111	M WATTS	1	
116	A DOBBINS	10	116	T BALDOCK	50	N/A	N WRIGHT	13.556	111	B GEBAUERS	1	
116	I HALL	10	118	R GILLARD	49	N/A	M GRAHAM	13.896	111	G CLARK	1	
116	J McDONALD (16)	10	118	A DOBBINS	49	N/A	C WILKINSON	14.083	111	L COPLEY	1	
120	N WRIGHT	9	118	D KENNING	49	N/A	C CARRINGTON	14.111	111	A DOBBINS	1	
120	M BLOOD	9	121	P PURKIS	47	N/A	K JEFFRIES	14.688	111	C WILKINSON	1	
120	T BALDOCK	9	122	A LEE	46	N/A	Da BUCKLEY	14.844	111	R HILL	1	
120	T CASH	9	122	Z MIDDLETON	46	N/A	S ALLDREAD	14.917	111	N CHATTLE	1	
120	F HOLMES (139)	9	124	Da BUCKLEY	43	N/A	B COOK	15.000	111	C ATKINSON	1	
125	C NORRIS	8	125	A HUGHES (414)	42	N/A	J FLETCHER	15.125	111	A THOMPSON	1	
125	Da BUCKLEY	8	125	H SMITH (637)	42	N/A	W BLURTON	15.438	111	A LEE	1	
125	W BLURTON	8	127	P WRIGHT	40	N/A	R HEATON	15.500	111	D LLOYD	1	
125	D KENNING	8	127	J LAWSON (450)	40	N/A	R GILLARD	15.575	111	Z MIDDLETON	1	
129	S PATCHING	7	127	M GRAHAM	40	N/A	R JAMES	15.617	111	T STACEY	1	
129	G CLARK	7	130	G CLARK	39	N/A	G CLARK	15.750	111	F HOLMES	1	
129	J HENRY (134)	7	131	S PATCHING	38	N/A	L HENDERSON	15.750	111	J McDONALD	1	
129	R HILL	7	131	C NORRIS	38	N/A	A LEE	15.833				
129	L ELMORE	7	133	J HENRY (695)	37	N/A	D LEVERTON	15.846				
134	D HARROP	6	134	C WILKINSON	35	N/A	R SPENCER	15.850				
134	D HART	6	134	YUAN ZHI	35	N/A	YUAN ZHI	15.875				
134	P WRIGHT	6	134	L ELMORE	35	N/A	R HILL	16.071				
134	C WILKINSON	6	137	D BUCKLEY	33	N/A	S KERR	16.083				
134	A HUGHES (67)	6	138	R HILL	32	N/A	P COCKBILL	16.156				
134	Ch HOLLAND	6	139	D HART	30	N/A	D LLOYD	16.167				
134	D BUCKLEY	6	139	D HARROP	30	N/A	S PATCHING	16.179				
134	YUAN ZHI	6	139	Ch HOLLAND	30	N/A	Z MIDDLETON	16.250				
134	A LEE	6	142	St BOWMAN	29	N/A	J McDONALD	16.375				
134	Z MIDDLETON	6	142	C BLURTON	29	N/A	D KENNING	16.469				
134	S KERR	6	144	R SPENCER	28	N/A	L HAYMES	16.500				
145	R SPENCER	5	145	C ATKINSON	27	N/A	M WATTS	16.625				
145	J MELLOR (87)	5	146	K JEFFRIES	26	N/A	C NORRIS	16.714				
145	C BLURTON	5	147	L COPLEY	25	N/A	T CASH	16.889				
148	B GEBAUERS	4	147	D LLOYD	25	N/A	G HADDON	17.000				
148	C ROBINSON	4	149	S SIDDONS	23	N/A	D HARROP	17.500				
148	S HENDRY	4	150	S KERR	22	N/A	St BOWMAN	17.500				

ADULT STATISTICS 1992-2024 - AFTER DHORC 701

Sheet 4 of 5 (Note: Highlighted Names are Current 2024 Members, CS = Best Consecutive Results)

MEETINGS (Junior & Adult) ATTENDED		RACES (Junior & Adult) COMPLETED		DRIVER RANKING		FINALS WON				
Pos	ADULT (1st Race)	Pos	ADULT	Pos	ADULT	SCORE	Pos	ADULT	No	CS
148	C ATKINSON	4	151 B GEBAUERS	21	N/A	YAN SHEN				17.636
148	K JEFFRIES	4	152 C ROBINSON	20	N/A	I HALL				17.650
148	W PARKIN	4	152 S HENDRY	20	N/A	L ZHOU				17.750
148	St BOWMAN	4	154 L BOWLES (372)	19	N/A	C ROBINSON				18.000
155	H VD HEUVEL	3	155 JT HUGHES-DOWD (62)	18	N/A	N MAFFIN				18.103
155	J JOHNSON	3	156 W PARKIN	17	N/A	D HART				18.208
155	S ALLDREAD	3	157 J JOHNSON	16	N/A	T HAGUES				18.236
155	L COPLEY	3	157 J MELLOR (497)	16	N/A	C BRADFORD				18.279
155	S SIDDOONS	3	159 S ALLDREAD	15	N/A	D BUCKLEY				18.333
155	D LLOYD	3	159 S BENNETT	15	N/A	J ASHCROFT				18.375
155	S BENNETT	3	161 H VD HEUVEL	14	N/A	B FAHRNER				18.750
162	D ROYTHORNE	2	161 P ZIMMERMANN	14	N/A	Ch HOLLAND				18.792
162	J ASHCROFT	2	161 L HENDERSON	14	N/A	C BLURTON				18.800
162	A CARTER	2	164 D ROYTHORNE	11	N/A	B GEBAUERS				18.875
162	B FAHRNER	2	165 J ASHCROFT	10	N/A	S HENDRY				19.188
162	L ZHOU	2	165 A CARTER	10	N/A	D ROYTHORNE				19.375
162	B COOK	2	165 B FAHRNER	10	N/A	M JUBB				19.408
162	J FLETCHER	2	165 B COOK	10	N/A	S BENNETT				19.417
162	L HAYMES	2	165 J FLETCHER	10	N/A	J JOHNSON				19.500
170	S WHITE	1	165 L HAYMES	10	N/A	A HARTLEY				19.750
170	P DUNNE	1	171 L ZHOU	9	N/A	W PARKIN				19.813
170	A HARTLEY	1	172 C SLATER	7	N/A	T MAKUNI				20.000
170	C SLATER	1	173 T MAKUNI	6	N/A	P DUNNE				20.750
170	P ZIMMERMANN	1	174 S WHITE	5	N/A	P MELLOR				20.882
170	L HENDERSON	1	174 R HEATON	5	N/A	A CARTER				21.625
170	G HADDON (26)	1	174 A HARTLEY	5	N/A	L ELMORE				21.786
170	T MAKUNI	1	174 G HADDON (143)	5	N/A	P PURKIS				22.667
170	R HEATON	1	178 P DUNNE	4	N/A	H VD HEUVEL				22.917

ADULT STATISTICS 1992-2024, AFTER DHORC 701

Sheet 5 of 5 (Note: Highlighted Names are Current 2024 Members, CS = Best Consecutive Results)

POLES				IQR's				WINS				FASTEST LAPS				BEST RACE LAPS				CHAMPIONSHIPS	
Pos	ADULT	No	CS	Pos	ADULT	No	CS	Pos	ADULT	No	CS	Pos	ADULT	No	CS	Pos	ADULT	No	CS	YEAR	ADULT
1	L PATEMAN	130	(7)	1	L PATEMAN	513	(19)	1	L PATEMAN	123	(4)	1	L PATEMAN	287	(14)	1	L PATEMAN	191	(6)	1992	N SISMEY
2	M CHADWICK	101	(8)	2	N SISMEY	405	(5)	2	S GOODLIP	93	(5)	2	A SMITH	71	(6)	2	N SISMEY	91	(5)	1993	J TAGUE
3	S GOODLIP	97	(7)	3	S GOODLIP	355	(6)	3	N SISMEY	86	(4)	3	S GOODLIP	66	(5)	3	A SMITH	77	(3)	1994	J TAGUE
4	N SISMEY	86	(3)	4	M CHADWICK	304	(10)	4	M CHADWICK	83	(7)	4	N SISMEY	51	(4)	4	S GOODLIP	75	(3)	1995	J TAGUE (3)
5	A SMITH	71	(4)	5	J SISMEY	210	(8)	5	A SMITH	62	(3)	5	J TAGUE	48	(5)	5	M CHADWICK	66	(3)	1996	M CHADWICK
6	J SISMEY	50	(4)	6	A SMITH	187	(4)	6	J SISMEY	59	(3)	6	J SISMEY	38	(4)	6	J SISMEY	39	(3)	1997	M CHADWICK
7	W LANDER	42	(11)	7	W LANDER	183	(16)	7	W LANDER	41	(9)	7	W LANDER	28	(5)	7	W LANDER	37	(11)	1998	N SISMEY
8	J TAGUE	26	(4)	8	J TAGUE	126	(5)	8	P REES	31	(2)	8	M CHADWICK	22	(2)	8	J TAGUE	28	(3)	1999	N SISMEY
9	P REES	20	(2)	9	P REES	105	(3)	9	J TAGUE	28	(4)	9	P REES	14	(3)	9	P REES	26	(2)	2000	M CHADWICK
10	A McPEAKE	16		10	A McPEAKE	101	(4)	10	A McPEAKE	16	(2)	10	A McPEAKE	13	(2)	10	A McPEAKE	13		2001	M CHADWICK
11	J LYMER	14		11	J NEALE	45	(6)	11	J LYMER	13	(2)	11	J NEALE	8	(2)	11	L SMITH	10	(2)	2002	S GOODLIP
12	J NEALE	9	(3)	12	L SMITH	37	(3)	12	J NEALE	9	(2)	12	L SMITH	7		12	D GARBETT	7		2003	L PATEMAN
13	L SMITH	6		13	J LYMER	36	(3)	13	S ANAND	5		13	C ROYTHORNE	6		13	J NEALE	6		2004	L PATEMAN
14	T BALDOCK	5	(2)	14	D GARBETT	30	(3)	13	M ALLSOPP	5		14	D GARBETT	5		13	M ALLSOPP	6		2005	M CHADWICK (5)
15	D GARBETT	5		15	S ANAND	25	(2)	13	T BALDOCK	5		15	T BALDOCK	4		15	J LYMER	5		2006	W LANDER
16	S ANAND	3		16	M ALLSOPP	21	(2)	16	C ROYTHORNE	4		15	T CHADWICK	4		16	T CHADWICK	4		2007	W LANDER
16	S REVITT	3	(2)	17	T BALDOCK	19	(8)	16	L SMITH	4	(2)	15	A BULLOCK	4		16	T BALDOCK	4	(2)	2008	W LANDER (3)
16	P LEVERS	3		18	G PEACH	18	(3)	16	D GARBETT	4		15	C BOWLES	4	(2)	18	S ANAND	3		2009	J SISMEY
16	J LAMB	3		19	A TURNBULL	15	(2)	16	A TURNBULL	4		19	D BRENTNALL	3		16	JJ HUGHES-DOWD	3		2010	L PATEMAN
20	S LANDER	2		20	C ROYTHORNE	12	(2)	20	S LANDER	3		19	G PEACH	3		20	S REVITT	2	(2)	2011	L PATEMAN
20	D McPEAKE	2		20	S LANDER	12	(2)	20	G PEACH	3		19	J LYMER	3		20	D BRENTNALL	2		2012	L PATEMAN (5)
20	A BULLOCK	2		22	D McPEAKE	11		22	S REVITT	2		19	J LAMB	3		20	D McPEAKE	2		2013	J SISMEY
20	C ROYTHORNE	2		23	S REVITT	10	(5)	22	AJ McPEAKE	2		23	S REVITT	2		20	R BLAKE	2		2014	J SISMEY (3)
20	G PEACH	2	(2)	23	T CHADWICK	10		22	R SEAMAN	2		23	A DAVIES	2	(2)	20	K LYE	2		2015	N SISMEY (4)
20	C BOWLES	2		23	A BULLOCK	10	(3)	22	D McPEAKE	2		23	A TURNBULL	2		20	P LEVERS	2		2016	S GOODLIP
20	A TURNBULL	2		26	T MEASHAM	9		22	T CHADWICK	2		26	M ROGERS	1		20	J LAMB	2		2017	S GOODLIP
27	T MEASHAM	1		26	P LEVERS	9		22	J LAMB	2		26	I BRENTNALL	1		20	C ROYTHORNE	2		2018	S GOODLIP
27	K LYE	1		26	J LAMB	9	(3)	22	R LITHERLAND	2		26	AJ McPEAKE	1		20	G PEACH	2		2019	A SMITH
27	A DAVIES	1		29	N LAMBERT	7		22	JJ HUGHES-DOWD	2		26	D McPEAKE	1		20	A TURNBULL	2		2020	NIA
27	R LITHERLAND	1		30	T DINGLEY	6		30	K LYE	1		26	B JOHNSON	1		20	C BOWLES	1		2021	A SMITH
27	JJ HUGHES-DOWD	1		30	R LITHERLAND	6	(2)	30	R HILL	1		26	S LANDER	1		31	M ROGERS	1		2022	A SMITH (3)
				32	AJ McPEAKE	5	(2)	30	R BLAKE	1		26	R SEAMAN	1		31	S MINNIS	1		2023	S GOODLIP (5)
				32	R SEAMAN	5	(3)	30	P LEVERS	1		26	G WESTON	1		31	I BRENTNALL	1			
				32	J LEVERS	5		30	J ROYTHORNE	1		26	T MEASHAM	1		31	S PANK	1			
				35	M ROGERS	4		30	S SMITH	1		26	J LEVERS	1		31	T DINGLEY	1			
				35	S MINNIS	4		30	C BOWLES	1		26	R BLAKE	1		31	S LANDER	1			
				35	K LYE	4						26	S ANAND	1		31	G WESTON	1			
				35	C BOWLES	4						26	P LEVERS	1		31	J LEVERS	1			
				39	D BRENTNALL	3						26	J ROYTHORNE	1		31	R HILL	1			
				39	R BLAKE	3						26	K ALCOCK	1		31	S SUMNER	1			
				39	R CROSSLAND	3						26	J HUGHES-DOWD	1		31	R CROSSLAND	1			
				42	I BRENTNALL	2										31	J ROYTHORNE	1			
				42	R MASTERS	2															
				44	P FOXLEY	1															
				44	S PANK	1															
				44	G WESTON	1															
				44	A FEARN	1															
				44	K PAYNE	1															
				44	J ROYTHORNE	1															
				44	K ALCOCK	1															
				44	A DAVIES	1															
				44	JJ HUGHES-DOWD	1															
				44	J CHELL	1															

IQR Means Individual Qualifying Rounds I.E. Yellow, Green, Red and Blue Lane on a Normal Club Night

JUNIOR STATISTICS 1992-2024 - AFTER DHORC 701

Sheet 1 of 4 (Note: Highlighted Names are Current 2024 Members, CS = Best Consecutive Results)

MEETINGS ATTENDED			RACES COMPLETED			DRIVER RANKING			FINALS WON			
Pos	JUNIOR (1st Race)	No	Pos	JUNIOR	No	Pos	JUNIOR	SCORE	Pos	JUNIOR	No	CS
1	A TURNBULL	152	1	R LITHERLAND	917	1	* L SMITH	1.113	1	R LITHERLAND	61	(5)
1	R LITHERLAND	152	2	A TURNBULL	905	2	* A HUGHES	1.175	2	J HENRY	59	(3)
3	T CHADWICK	147	3	L TURNBULL	807	3	* AJ McPEAKE	1.275	3	A HALL	56	
4	L TURNBULL	133	4	T CHADWICK	774	4	* J MELLOR	1.400	3	A TURNBULL	56	(2)
5	F HOLMES	130	5	F HOLMES	769	5	* J HENRY	1.438	5	T CHADWICK	51	
6	G REYES-ENGLAND	128	6	G REYES-ENGLAND	766	6	* JJ HUGHES-DOWD	1.450	6	J SISMEY	47	
7	J HENRY	127	7	J HENRY	658	7	* A HALL	1.475	7	L BOWLES	40	
8	J SISMEY	120	8	J SISMEY	654	8	* R LITHERLAND	1.600	8	H SMITH	37	(2)
9	H SMITH	113	9	Z ROYTHORNE	602	9	* L BOWLES	1.613	9	J MELLOR	36	
10	R REES	103	10	H SMITH	595	10	* T MEASHAM	1.638	10	L SMITH	33	
11	Z ROYTHORNE	100	11	T MEASHAM	550	11	* A TURNBULL	1.663	11	P CONNALLY	32	(2)
12	P CONNALLY	95	12	L BROOKS	539	12	* T CHADWICK	1.825	12	M MINNIS	31	(2)
13	C BRENTNALL	94	13	B ROYTHORNE	504	13	* J SISMEY	1.838	12	A HUGHES	31	
14	T MEASHAM	93	14	P CONNALLY	500	14	* M MINNIS	2.000	14	AJ McPEAKE	30	(2)
15	B ROYTHORNE	84	15	A HALL	490	15	* J PATEMAN	2.025	14	C BRENTNALL	30	(2)
16	L BROOKS	83	16	C BRENTNALL	486	16	* P CONNALLY	2.175	14	J PATEMAN	30	
17	J MELLOR	82	17	J MELLOR	481	17	* C BRENTNALL	2.275	14	G REYES-ENGLAND	30	
17	J LAWSON (18Aug15)	82	18	R REES	467	18	* C BULLOCK	2.300	18	C BOWLES	28	
19	A HALL	80	19	J PATEMAN	428	19	* C BOWLES	2.313	18	L TURNBULL	28	(2)
20	C BOWLES	78	20	J LAWSON	410	20	* J WOODHOUSE	2.588	20	F HOLMES	26	
20	L BOWLES	78	21	C BOWLES	402	21	* K ASHWORTH	2.613	20	JJ HUGHES-DOWD	26	
22	T PANK	74	22	C BULLOCK	391	22	* N GULL	2.763	22	B ROYTHORNE	25	(2)
23	J PATEMAN	71	23	K LEVERS	381	23	* T PANK	2.800	22	Z ROYTHORNE	25	(3)
24	M MINNIS	68	24	T PANK	378	24	* J LAWSON	2.950	24	R REES	24	
25	C BULLOCK	66	25	A HUGHES	372	25	* H SMITH	2.975	25	J STEVENSON	23	
25	K LEVERS	66	25	Ca HOLLAND	372	26	* Z ROYTHORNE	3.038	25	T MEASHAM	23	(3)
27	AJ McPEAKE	65	27	J MARTINEZ	369	27	* K LEVERS	3.125	25	J LAWSON	23	(2)
28	A HUGHES	61	28	L BOWLES	353	28	* K ALI	3.188	28	L BROOKS	21	(2)
28	Ca HOLLAND	61	29	L SMITH	352	29	* L TURNBULL	3.238	29	T PANK	20	
30	J MARTINEZ	59	29	M LITHERLAND	352	30	* B ROYTHORNE	3.250	30	K LEVERS	15	
31	L SMITH	55	31	M MINNIS	343	31	* P WALKER	3.325	31	D BARKER	14	
32	J STEVENSON	54	32	AJ McPEAKE	326	32	* J THOMPSON	3.400	31	M LITHERLAND	14	
33	M LITHERLAND	53	33	B BROOKS	325	33	* J LISTER	3.700	33	J MARTINEZ	13	
34	D BARKER	51	34	D PAUL	308	34	* T GREEN	3.725	34	C DAVENPORT	12	
34	B BROOKS	51	35	L CHADWICK	277	35	* P MARTIN	3.763	34	K ALI	12	
34	JJ HUGHES-DOWD (18Oct22)	51	36	J STEVENSON	276	35	* R COOK	3.763	34	D PAUL	12	(2)
37	D PAUL	49	37	D BARKER	266	37	* C DAVENPORT	3.775	37	M McNULTY	10	
38	S SCHULE	47	38	P MARTIN	263	38	* S SLATER	3.813	37	P MARTIN	10	
38	L CHADWICK	47	39	S BOWMAN	244	39	* K SCHOFIELD	3.888	37	S BOWMAN	10	
40	P WALKER	46	40	P WALKER	236	40	* K COOK	4.050	40	G HADDON	9	
41	P MARTIN	45	41	S SCHULE	234	40	* T STEVENSON	4.050	40	T GREEN	9	
42	J LISTER	41	41	J LISTER	234	42	* F HOLMES	4.250	40	N GULL	9	
42	S BOWMAN	41	43	J HAGUES	221	43	* G HADDON	4.500	40	M BRADLEY	9	
44	J HAGUES	38	44	R COOK	197	44	* E HENRY	4.650	40	J THOMPSON	9	
44	J WOODHOUSE (09Aug22)	38	45	M BRADLEY	194	45	* G REYES-ENGLAND	4.738	45	K SCHOFIELD	8	
46	T STEVENSON (18Oct22)	37	46	D JACKSON	190	46	* A OXSPRING	4.750	45	L CHADWICK	8	
47	K ALI	30	47	I BRADLEY	189	47	* R REES	4.800	45	C BULLOCK	8	
48	M McNULTY	29	48	K ALI	185	48	* M BRADLEY	4.900	45	B BROOKS	8	(2)
48	J BULLOCK	29	48	E JACKSON	185	49	* D BARKER	5.038	45	Ca HOLLAND	8	
48	R COOK	29	50	N BRADFORD	172	50	* J STEVENSON	5.125	45	H TAYLOR	8	

(Driver Ranking = Average Position In Qualifying, Final Position, Fastest Lap & Race Laps Over Last 20 club nights)

JUNIOR STATISTICS 1992-2024 - AFTER DHORC 701

Sheet 2 of 4 (Note: Highlighted Names are Current 2024 Members, CS = Best Consecutive Results)

MEETINGS ATTENDED			RACES COMPLETED			DRIVER RANKING			FINALS WON			
Pos	JUNIOR (1st Race)	No	Pos	JUNIOR	No	Pos	JUNIOR	SCORE	Pos	JUNIOR	No	CS
48	A OXSPRING	29	50	JJ HUGHES-DOWD	172	51	* R HUGHES	5.275	51	R LEY	7	
48	I BRADLEY	29	52	A BRADFORD	169	52	* E WOODHOUSE	5.338	51	A CHATTLE	7	
48	M BRADLEY	29	53	M SEO	163	53	* J ELMORE	5.600	51	A BRADFORD	7	
48	D JACKSON	29	53	K COOK	163	53	* J MARTINEZ	5.600	54	S SLATER	6	(2)
55	C DAVENPORT	28	53	A OXSPRING	163	55	* M SEO	5.675	54	P WALKER	6	(2)
55	E HENRY	28	53	S ROYTHORNE	163	56	* A CHATTLE	5.863	54	G CONNALLY	6	
55	E JACKSON	28	57	N GULL	156	57	* L CHADWICK	6.025	54	E HENRY	6	
58	K SCHOFIELD	27	58	M McNULTY	154	58	* J WATSON	6.063	54	R COOK	6	
59	N GULL	26	58	J PERRY	154	59	* M LITHERLAND	6.250	54	E JACKSON	6	
59	N BRADFORD	26	60	R HUGHES	151	60	* M McNULTY	6.288	54	D JACKSON	6	(2)
61	G HADDON	25	61	J BULLOCK	150	61	* J BULLOCK	6.300	54	T JAMES	6	(2)
61	A BRADFORD	25	62	C DAVENPORT	149	62	* B BROOKS	6.488	54	J HAGUES	6	(2)
61	S ROYTHORNE	25	63	K SCHOFIELD	144	63	* D PAUL	6.550	54	T STEVENSON	6	
61	E WOODHOUSE (31Jan23)	25	64	E HENRY	143	64	* D JACKSON	7.088	54	J WOODHOUSE	6	
65	K COOK	24	65	G HADDON	138	65	* H TAYLOR	7.513	65	L HAWLEY	5	
65	J PERRY	24	66	A CHATTLE	136	66	* S SCHULE	7.825	65	J BULLOCK	5	
65	J THOMPSON	24	67	L STOTT-ZAFIROPOULOS	135	67	* S BOWMAN	8.050	65	A HARTLEY	5	(2)
68	A CHATTLE	23	67	T STEVENSON	135	68	* E STOTT-ZAFIROPOULOS	8.063	65	B CARRINGTON	5	
68	L STOTT-ZAFIROPOULOS	23	69	H TAYLOR	134	69	* S MAFFIN	8.275	65	K ASHWORTH	5	
68	J ELMORE	23	70	J WOODHOUSE	133	70	* L BROOKS	8.475	65	M WARREN	5	
71	J WATSON	22	71	K ASHWORTH	132	71	* S MARTINEZ	8.600	65	K COOK	5	
71	R MAFFIN	22	71	J ELMORE	132	72	* T SHARP	8.663	65	N BRADFORD	5	
71	T GREEN	22	73	T JAMES	131	73	* L STOTT-ZAFIROPOULOS	8.900	65	I PAUL	5	(2)
71	R HUGHES	22	74	E STOTT-ZAFIROPOULOS	130	74	* Ca HOLLAND	8.913	65	JT HUGHES-DOWD	5	
71	E STOTT-ZAFIROPOULOS	22	75	B RILEY	124	75	* R MAFFIN	8.988	75	A REES	4	
76	K ASHWORTH	21	76	T GREEN	119	76	* N BRADFORD	9.550	75	J WATSON	4	
76	H TAYLOR	21	77	S MARTINEZ	117	77	* I BRADLEY	9.688	75	T SHARP	4	
76	S MARTINEZ	21	78	J WATSON	113	78	* J HAGUES	9.800	75	M WATTS	4	
79	S SLATER	20	79	R MAFFIN	109	79	* S ROYTHORNE	10.000	75	J LISTER	4	
79	T SHARP	20	80	S SLATER	108	80	* A BRADFORD	10.775	75	B JEFFRIES	4	
79	S MAFFIN	20	80	B CARRINGTON	108	81	* T JAMES	10.863	75	E STOTT-ZAFIROPOULOS	4	
79	T JAMES	20	82	T SHARP	103	82	* E JACKSON	12.500	75	L STOTT-ZAFIROPOULOS	4	
83	B RILEY	19	82	J GRATTON	103	83	* J PERRY	13.813	75	J ELMORE	4	
83	E DOYLE	19	84	S MAFFIN	99	N/A	L CAPEWELL	2.438	75	S ROYTHORNE	4	
85	B CARRINGTON	18	85	M WARREN	98	N/A	S GILLARD	2.725	75	E DOYLE	4	
86	R LEY	17	86	F McCANDLESS	96	N/A	M WARREN	2.817	86	A PANK	3	
86	G CONNALLY	17	87	R LEY	92	N/A	JT HUGHES-DOWD	2.833	86	C CLARK	3	
86	J GRATTON	17	87	J THOMPSON	92	N/A	A WATHEY	3.545	86	R HUGHES	3	
89	A HARTLEY	15	89	G CONNALLY	91	N/A	K JACKSON	3.563	86	J PERRY	3	
89	J MOSEDALE	15	90	E WOODHOUSE	84	N/A	T REES	3.667	86	J BLURTON	3	
89	M WARREN	15	91	A HARTLEY	83	N/A	S TAGUE	3.813	91	C WOODCOCK	2	
92	C KAVANAGH	13	92	A WATHEY	72	N/A	A FEARN	3.850	91	Mat McNULTY	2	
92	M WATTS	13	92	J MOSEDALE	72	N/A	E DOYLE	3.895	91	J MOSEDALE	2	
94	J DOBBINS	12	92	B JEFFRIES	72	N/A	N ZIMMERMANN	3.969	91	D SPENCER	2	
94	F McCANDLESS	12	95	M WATTS	69	N/A	R LEY	4.103	91	N ZIMMERMANN	2	
94	JT HUGHES-DOWD (20Feb24)	12	96	I PAUL	68	N/A	C CLARK	4.179	91	A OXSPRING	2	
94	J GRAHAM (20Feb24)	12	97	C KAVANAGH	65	N/A	D SPENCER	4.375	91	L BLAKE	2	
98	A PANK	11	97	E DOYLE	65	N/A	N BLACK	4.375	91	D JEFFRIES	2	(2)
98	A WATHEY	11	99	D JEFFRIES	62	N/A	J GRAHAM	4.396	91	J GRATTON	2	
98	N McDONALD	11	100	A FEARN	61	N/A	M BUCKLEY	4.417	91	F McCANDLESS	2	

JUNIOR STATISTICS 1992-2024 - AFTER DHORC 701

Sheet 3 of 4 (Note: Highlighted Names are Current 2024 Members, CS = Best Consecutive Results)

MEETINGS ATTENDED		RACES COMPLETED		DRIVER RANKING		FINALS WON						
Pos	JUNIOR (1st Race)	No	Pos	JUNIOR	No	Pos	JUNIOR	SCORE	Pos	JUNIOR	No	CS
101	S GILLARD	10	100	I MATTHEWS	61	N/A	M WESTON	4.438	91	I BRADLEY	2	
101	A FEARN	10	102	J DOBBINS	60	N/A	T KERR	4.458	91	E PAUL	2	(2)
101	I MATTHEWS	10	103	A PANK	58	N/A	L BLAKE	4.500	91	B RILEY	2	
104	L HAWLEY	9	104	N McDONALD	57	N/A	M YEOMANS	4.563	91	J McDONALD	2	
104	D NEALE	9	105	J BLURTON	56	N/A	I MATTHEWS	5.075	91	T KERR	2	
104	C WOODCOCK	9	106	Ca BLURTON	55	N/A	J DOBBINS	5.083	91	J GRAHAM	2	
104	Mat McNULTY	9	107	E PAUL	54	N/A	N McDONALD	5.114	107	S GILLARD	1	
104	B JEFFRIES	9	108	N ZIMMERMANN	51	N/A	A HARTLEY	5.212	107	C KAVANAGH	1	
104	D JEFFRIES	9	109	S GILLARD	50	N/A	B REES	5.350	107	D NEALE	1	
104	I PAUL	9	109	L HAWLEY	50	N/A	J MOSEDALE	5.462	107	A MILNER	1	
104	E PAUL	9	111	S LIVESEY	49	N/A	M WILLIS	5.750	107	T REES	1	
112	M SEO	8	112	C BARTLETT	48	N/A	B CARRINGTON	5.847	107	R MAFFIN	1	
112	TI REES	8	113	Mat McNULTY	47	N/A	J McDONALD	6.458	107	T ALLDREAD	1	
112	C BARTLETT	8	114	C WOODCOCK	46	N/A	B JEFFRIES	6.472	107	M HART	1	
112	Ca BLURTON	8	115	D NEALE	44	N/A	L BELL	6.550	107	S MAFFIN	1	
112	J BLURTON	8	115	JT HUGHES-DOWD	44	N/A	D GEBAUERS	6.750	107	D GEBAUERS	1	
117	A MILNER	7	117	J GRAHAM	42	N/A	D NEALE	7.083	107	L BELL	1	
117	A REES	7	118	C CLARK	41	N/A	L HAWLEY	7.083	107	M SEO	1	
117	C CLARK	7	119	TI REES	40	N/A	D JEFFRIES	7.111	107	A FEARN	1	
117	N ZIMMERMANN	7	120	A REES	38	N/A	Mat McNULTY	7.167	107	I MATTHEWS	1	
117	M BUCKLEY	7	120	J McDONALD	38	N/A	C BARTLETT	7.344	107	M WILLIS	1	
122	M HART	6	122	A MILNER	36	N/A	J GRATTON	7.426	107	B REES	1	
122	S LIVESEY	6	123	B REES	35	N/A	M WATTS	7.519	107	S TAGUE	1	
122	SM BLURTON	6	124	M BUCKLEY	33	N/A	C WOODCOCK	8.056	107	L CAPEWELL	1	
122	J McDONALD	6	125	M HART	31	N/A	R FREEMAN	8.417	107	M BUCKLEY	1	
122	T KERR	6	125	A PARKIN	31	N/A	H MOHAMMED	8.500	107	S LIVESEY	1	
127	L BELL	5	125	SM BLURTON	31	N/A	G CONNALLY	8.588	107	L PARKIN	1	
127	B REES	5	128	L PARKIN	30	N/A	B RILEY	8.697	107	A PARKIN	1	
127	L BLAKE	5	129	K JACKSON	29	N/A	A STOTT	8.750	107	R FREEMAN	1	
127	A PARKIN	5	129	M WESTON	29	N/A	A MILNER	8.786	107	S MARTINEZ	1	
127	L PARKIN	5	129	R FREEMAN	29	N/A	M HART	9.417	107	E DOYLE	1	
132	D SPENCER	4	132	L BELL	26	N/A	Ca BLURTON	9.594				
132	M YEOMANS	4	132	M YEOMANS	26	N/A	J BLURTON	9.781				
132	M WILLIS	4	134	S TAGUE	24	N/A	A PANK	10.114				
132	S TAGUE	4	134	T KERR	24	N/A	T ALLDREAD	10.167				
132	K JACKSON	4	136	D SPENCER	23	N/A	E GIBBS	10.417				
132	L CAPEWELL	4	137	M WILLIS	20	N/A	F McCANDLESS	10.558				
132	M WESTON	4	137	L CAPEWELL	20	N/A	C KAVANAGH	10.692				
139	T REES	3	139	T REES	16	N/A	TI REES	10.719				
139	D ALLDREAD	3	139	T ALLDREAD	16	N/A	D ALLDREAD	10.750				
139	T ALLDREAD	3	139	D GEBAUERS	16	N/A	A REES	10.786				
139	D GEBAUERS	3	142	D ALLDREAD	15	N/A	SM BLURTON	10.833				
139	E GIBBS	3	142	E GIBBS	15	N/A	A PARKIN	11.300				
139	R FREEMAN	3	144	H MOHAMMED	14	N/A	E PAUL	11.806				
145	N BLACK	2	145	L BLAKE	13	N/A	L PARKIN	12.900				
146	H MOHAMMED	1	146	N BLACK	10	N/A	S LIVESEY	13.083				
146	A STOTT	1	147	A STOTT	5	N/A	I PAUL	13.667				

Outright Track Record Holders After DHORC 701

Adults

Pos	Name	Qualifying	F1	GC	F1	GC	Total
			Fastest Laps	Fastest Laps	Race Laps	Race Laps	
1	L Pateman	35	45	60	29	49	218
2	A Smith	41	10	34	13	30	128
3	S Goodlip	26	41	10	32	18	127
4	N Sismey	16	7	12	16	16	67
5	J Sismey	15	7	8	13	12	55
6	M Chadwick	12			8	9	29
7	P Rees	4	5		12	3	24
8	W Lander	8	5	3	6		22
9	A McPeake	4	3	5	7		19
10	J Tague	4	3	2	2	5	16
11	J Lymer	4	2	1	2	1	10
12	T Baldock	3	1	1	1	2	8
13	D Garbett	1	1	1	3	1	7
14	A Turnbull	1	2		3		6
14	L Smith	2	1	3			6
16	C Roythorne		2	2		1	5
17	JJ Hughes-Dowd	1	1		2		4
18	J Neale				2	1	3
18	S Anand	1			1	1	3
18	T Chadwick		1		2		3
18	J Lamb	1		1	1		3
22	M Allsopp				2		2
22	S Lander			1	1		2
22	C Bowles	1	1				2
25	G Peach		1				1
25	D McPeake		1				1
25	J Roythorne				1		1
25	S Smith				1		1
25	S Pank				1		1
Total		180	140	144	161	149	774

Note: Some Records Can Be Held By More Than One Member - **Highlighted Names 2024 Members**

Outright Track Record Holders After DHORC 701

Juniors

Pos	Name	Qualifying	F1	GC	F1	GC	Total
			Fastest Laps	Fastest Laps	Race Laps	Race Laps	
1	A Turnbull	31	21	16	33	17	118
2	R Litherland	24	21	26	13	28	112
3	J Sismey	15	15	12	11	17	70
4	A Hall	12	8	6	13	11	50
5	T Chadwick	7	6	10	7	19	49
6	JJ Hughes-Dowd	17	8	4	10	3	42
7	AJ McPeake	10	9	4	9	4	36
8	L Bowles	12	3	5	4	8	32
9	T Measham	6	4	1	13	3	27
9	J Henry	2	9	5	9	2	27
11	J Mellor	10	4	4	2	4	24
11	H Smith	7	5	5	3	4	24
13	M Minnis	6	2	4	2	5	19
14	Z Roythorne	2	2	6		8	18
15	J Pateman	4	4	5	1	3	17
16	B Roythorne	1	1	6		2	10
17	F Holmes	1	3	2	3		9
17	C Brentnall		2	3		4	9
19	A Hughes	2	1	5			8
19	L Smith		4		4		8
19	J Lawson	1	1	2	2	2	8
22	T Pank		1	3	2		6
22	C Bowles	2	1		1	2	6
22	J Woodhouse	2	1	1	2		6
25	E Woodhouse	2	1	2			5
26	P Connally		1	3			4
26	R Rees	1	1	1		1	4
26	K Ashworth	1	1	1		1	4
26	L Turnbull	1	1		2		4
26	JT Hughes-Dowd	2		1		1	4
31	K Levers		1		1	1	3
32	P Martin		1		1		2
32	N Gull		1		1		2
34	Ca Holland			1			1
34	E Henry		1				1
34	C Clark					1	1
34	K Ali				1		1
34	B Brooks				1		1
34	J Elmore		1				1
34	S Roythorne			1			1
34	A Hartley			1			1
Total		181	146	146	151	151	775

Note: Some Records Can Be Held By More Than One Member - Highlighted Names 2024 Members

DHORC Statistics 2024

Poles		Adult				Junior				Poles	
Records		Name	Total	2024	Name	Total	2024	Records			
All Time		L Pateman	130	1	JJ Hughes-Dowd	21	11	All Time			
L Pateman	130	S Goodlip	97	3	J Lawson	11	1	R Litherland	61		
Season		N Sismey	86		J Woodhouse	4	2	Season			
S Goodlip	17	A Smith	71	11	E Woodhouse	2		L Smith	21		
		P Rees	20	1	JT Hughes-Dowd	2	2				
		L Smith	6		T Stevenson	1	1				
		G Peach	2								
		A Turnbull	2								
		C Bowles	2								
		R Litherland	1	1							
		JJ Hughes-Dowd	1	1							
Race Wins		Adult				Junior				Race Wins	
Records		Name	Total	2024	Name	Total	2024	Records			
All Time		L Pateman	123	1	JJ Hughes-Dowd	24	14	All Time			
L Pateman	123	S Goodlip	93	3	J Lawson	10		A Hall	49		
Season		N Sismey	86		J Woodhouse	3		Season			
W Lander	16	A Smith	62	9	JT Hughes-Dowd	3	3	L Smith	20		
		P Rees	31	2				A Hall	20		
		A Turnbull	4								
		L Smith	4								
		G Peach	3								
		R Litherland	2								
		JJ Hughes-Dowd	2	2							
		S Smith	1								
		C Bowles	1								
Fast Laps		Adult				Junior				Fast Laps	
Records		Name	Total	2024	Name	Total	2024	Records			
All Time		L Pateman	287	1	JJ Hughes-Dowd	20	14	All Time			
L Pateman	287	A Smith	71	11	J Lawson	12	1	J Sismey	59		
Season		S Goodlip	66	3	E Woodhouse	3		Season			
L Pateman	19	N Sismey	51		J Woodhouse	2		L Smith	21		
A Smith	19	P Rees	14	2	JT Hughes-Dowd	2	2				
		L Smith	7								
		C Bowles	4								
		G Peach	3								
		A Turnbull	2								
		JJ Hughes-Dowd	1								
		B Johnson	1								
Race Laps		Adult				Junior				Race Laps	
Records		Name	Total	2024	Name	Total	2024	Records			
All Time		L Pateman	191	1	JJ Hughes-Dowd	21	13	All Time			
L Pateman	191	N Sismey	91		J Lawson	10	1	R Litherland	63		
Season		A Smith	77	11	J Woodhouse	4		Season			
W Lander	16	S Goodlip	75	1	JT Hughes-Dowd	2	2	A Hall	22		
		P Rees	26	3	T Stevenson	1	1				
		L Smith	10								
		JJ Hughes-Dowd	3	2							
		G Peach	2								
		A Turnbull	2								
		C Bowles	2								
		S Smith	1								

Current Members Best Ever Position Records after DHORC 701																								
Qualifying					Final Position					Fastest Laps					Race Laps									
Pos	Adult	DHORC	Gap	Date	Pos	Adult	DHORC	Gap	Date	Pos	Adult	DHORC	Gap	Date	Pos	Adult	DHORC	Gap	Date	Pos	Adult	DHORC	Gap	Date
1	A Smith	701	0	16-Jul-24	1	A Smith	701	0	16-Jul-24	1	A Smith	701	0	16-Jul-24	1	A Smith	701	0	16-Jul-24	1	A Smith	701	0	16-Jul-24
1	P Rees	700	1	16-Jul-24	1	P Rees	700	1	16-Jul-24	1	S Goodlip	700	1	16-Jul-24	1	P Rees	700	1	16-Jul-24	1	P Rees	700	1	16-Jul-24
1	S Goodlip	696	5	04-Jun-24	1	L Pateman	699	2	25-Jun-24	1	P Pateman	696	5	04-Jun-24	1	JJ Hughes-Dowd	696	5	04-Jun-24	1	JJ Hughes-Dowd	696	5	04-Jun-24
1	JJ Hughes-Dowd	696	5	04-Jun-24	1	JJ Hughes-Dowd	696	5	04-Jun-24	1	P Rees	694	7	14-May-24	1	S Goodlip	692	9	30-Apr-24	1	S Goodlip	692	9	30-Apr-24
1	L Pateman	692	9	30-Apr-24	1	S Goodlip	692	9	30-Apr-24	1	N Sismey	672	29	25-Jul-23	1	L Pateman	689	12	12-Mar-24	1	L Pateman	689	12	12-Mar-24
1	R Litherland	685	16	09-Jan-24	1	C Bowles	681	20	14-Nov-23	1	C Bowles	669	32	18-Jul-23	1	N Sismey	673	28	25-Jul-23	1	N Sismey	673	28	25-Jul-23
1	N Sismey	672	29	25-Jul-23	1	A Turnbull	675	26	08-Aug-23	1	A Turnbull	625	76	19-Oct-22	1	S Smith	671	30	25-Jul-23	1	S Smith	671	30	25-Jul-23
1	A Turnbull	671	30	25-Jul-23	1	N Sismey	673	28	25-Jul-23	1	L Smith	591	110	23-Feb-19	1	C Bowles	653	48	08-Nov-22	1	C Bowles	653	48	08-Nov-22
1	C Bowles	647	54	09-Aug-22	1	S Smith	671	30	25-Jul-23	1	G Peach	565	136	24-Feb-18	1	A Turnbull	635	66	22-Feb-22	1	A Turnbull	635	66	22-Feb-22
1	L Smith	591	110	23-Feb-19	1	R Litherland	652	49	18-Oct-22	1	B Johnson	132	569	18-Nov-99	1	L Smith	579	122	04-Sep-18	1	L Smith	579	122	04-Sep-18
1	G Peach	565	136	24-Feb-18	1	L Smith	566	135	24-Feb-18	2	R Litherland	624	77	28-Sep-21	1	G Peach	565	136	24-Feb-18	1	G Peach	565	136	24-Feb-18
2	A Woodhouse	674	27	25-Jul-23	1	G Peach	537	164	25-Feb-17	3	D Hughes-Dowd	694	7	14-May-24	2	R Litherland	624	77	28-Sep-21	2	R Litherland	624	77	28-Sep-21
4	D Hughes-Dowd	671	30	25-Jul-23	3	L Blacker	673	28	25-Jul-23	3	L Blacker	691	10	09-Apr-24	3	L Blacker	674	27	25-Jul-23	3	L Blacker	674	27	25-Jul-23
4	D Turnbull	658	43	13-Dec-22	3	A Woodhouse	672	29	25-Jul-23	4	D Latham	700	1	16-Jul-24	3	A Woodhouse	672	29	25-Jul-23	3	A Woodhouse	672	29	25-Jul-23
4	L Blacker	650	51	27-Sep-22	3	D Turnbull	527	174	13-Sep-16	4	S Smith	671	30	25-Jul-23	4	S Gray	672	29	25-Jul-23	4	S Gray	672	29	25-Jul-23
5	S Smith	671	30	25-Jul-23	4	S Gray	672	29	25-Jul-23	4	D Turnbull	564	137	24-Feb-18	5	J Lawson	701	0	16-Jul-24	5	J Lawson	701	0	16-Jul-24
5	S Gray	627	74	09-Nov-21	5	J Lawson	701	0	16-Jul-24	5	JT Hughes-Dowd	695	6	14-May-24	5	D Latham	672	29	25-Jul-23	5	D Latham	672	29	25-Jul-23
5	B Johnson	242	459	11-Jan-05	5	D Latham	672	29	25-Jul-23	5	A Woodhouse	674	27	25-Jul-23	5	D Turnbull	596	105	09-Apr-19	5	D Turnbull	596	105	09-Apr-19
6	M Dutton	699	2	25-Jun-24	6	M Dutton	699	2	25-Jun-24	6	JJ Hughes-Dowd	670	31	18-Jul-23	6	JT Hughes-Dowd	691	10	09-Apr-24	6	JT Hughes-Dowd	691	10	09-Apr-24
6	JT Hughes-Dowd	691	10	09-Apr-24	6	R Lawson	530	171	18-Oct-16	6	H Smith	658	43	13-Dec-22	6	R Lawson	530	171	18-Oct-16	6	R Lawson	530	171	18-Oct-16
6	D Latham	674	27	25-Jul-23	6	B Johnson	236	465	28-Sep-04	6	J Lawson	650	51	27-Sep-22	6	B Johnson	132	569	16-Nov-99	6	B Johnson	132	569	16-Nov-99
7	H Smith	672	29	25-Jul-23	7	D Hughes-Dowd	691	10	09-Apr-24	6	S Gray	635	66	22-Feb-22	7	D Hughes-Dowd	691	10	09-Apr-24	7	D Hughes-Dowd	691	10	09-Apr-24
7	R Lawson	629	72	30-Nov-21	8	H Smith	657	44	13-Dec-22	7	M Dutton	672	29	25-Jul-23	8	H Smith	657	44	13-Dec-22	8	H Smith	657	44	13-Dec-22
8	M Graham	690	11	09-Apr-24	10	JT Hughes-Dowd	690	11	09-Apr-24	8	R Lawson	530	171	18-Oct-16	8	M Dutton	647	54	09-Aug-22	8	M Dutton	647	54	09-Aug-22
8	J Lawson	650	51	27-Sep-22	13	M Graham	696	5	04-Jun-24	10	M Graham	699	2	25-Jun-24	9	M Graham	696	5	04-Jun-24	9	M Graham	696	5	04-Jun-24
9	A Stevenson	690	11	09-Apr-24	13	A Stevenson	679	22	17-Oct-23	10	A Stevenson	677	24	12-Sep-23	10	A Stevenson	667	34	23-May-23	10	A Stevenson	667	34	23-May-23
1	J Lawson	701	0	16-Jul-24	1	JJ Hughes-Dowd	701	0	16-Jul-24	1	JT Hughes-Dowd	699	0	25-Jun-24	1	JT Hughes-Dowd	701	0	16-Jul-24	1	JT Hughes-Dowd	701	0	16-Jul-24
1	J Woodhouse	700	1	16-Jul-24	1	JT Hughes-Dowd	699	2	25-Jun-24	1	J Lawson	701	0	16-Jul-24	1	JJ Hughes-Dowd	700	1	16-Jul-24	1	JJ Hughes-Dowd	700	1	16-Jul-24
1	T Stevenson	699	2	25-Jun-24	1	J Woodhouse	673	28	25-Jul-23	1	JJ Hughes-Dowd	700	1	16-Jul-24	1	T Stevenson	699	2	25-Jun-24	1	T Stevenson	699	2	25-Jun-24
1	JJ Hughes-Dowd	698	3	25-Jun-24	2	J Lawson	656	45	29-Nov-22	1	J Woodhouse	684	17	28-Nov-23	1	J Lawson	691	10	09-Apr-24	1	J Lawson	691	10	09-Apr-24
1	JT Hughes-Dowd	695	6	14-May-24	2	J Graham	697	4	04-Jun-24	1	J Woodhouse	674	27	25-Jul-23	1	J Woodhouse	673	28	25-Jul-23	1	J Woodhouse	673	28	25-Jul-23
1	E Woodhouse	674	27	25-Jul-23	2	T Stevenson	653	48	08-Nov-22	2	J Graham	696	5	04-Jun-24	4	J Woodhouse	696	5	04-Jun-24	4	J Woodhouse	696	5	04-Jun-24
2	J Graham	696	5	04-Jun-24	4	E Woodhouse	671	30	25-Jul-23	3	T Stevenson	685	16	09-Jan-24	5	E Woodhouse	663	38	14-Mar-23	5	E Woodhouse	663	38	14-Mar-23

Distance Covered In DHORC Club Championship 2024							
Pos	Competitor	Class	Laps	Feet	Feet / Race	Miles	Races
1	A Smith	A	1,461.6	163,605	2,821	31.0	58
2	N Sismey	A	1,323.4	149,154	2,486	28.2	60
3	P Rees	A	1,297.8	144,117	2,402	27.3	60
4	JJ Hughes-Dowd	J	1,157.9	128,957	2,223	24.4	58
5	L Pateman	A	948.4	118,464	2,521	22.4	47
6	L Blacker	A	1,125.2	118,412	2,322	22.4	51
7	S Gray	A	1,029.1	114,689	1,944	21.7	59
8	S Goodlip	A	934.1	109,824	2,615	20.8	42
9	A Woodhouse	A	975.4	109,398	2,145	20.7	51
10	D Hughes-Dowd	A	986.8	107,976	2,000	20.5	54
11	J Woodhouse	J	952.7	106,152	2,003	20.1	53
12	D Turnbull	A	819.0	94,799	2,205	18.0	43
13	R Litherland	A	856.2	92,592	2,572	17.5	36
14	D Latham	A	785.1	88,365	2,155	16.7	41
15	G Peach	A	700.1	85,659	2,447	16.2	35
16	JT Hughes-Dowd	J	778.0	83,446	1,897	15.8	44
17	A Stevenson	A	712.6	80,511	2,013	15.2	40
18	M Graham	A	754.8	78,268	1,957	14.8	40
19	T Stevenson	J	627.2	71,701	1,749	13.6	41
20	J Graham	J	680.0	69,547	1,656	13.2	42
21	B Johnson	A	604.4	69,480	2,044	13.2	34
22	JJ Hughes-Dowd	A	630.3	69,200	2,307	13.1	30
23	R Lawson	A	642.2	63,184	2,106	12.0	30
24	L Smith	A	446.3	57,306	2,292	10.9	25
25	J Lawson	J	560.2	56,374	1,879	10.7	30
26	C Bowles	A	450.0	55,061	2,202	10.4	25
27	M Dutson	A	309.2	40,073	2,004	7.6	20
28	JT Hughes-Dowd	A	342.0	39,436	2,191	7.5	18
29	E Woodhouse	J	322.7	36,801	1,533	7.0	24
30	J Lawson	A	255.2	26,949	2,246	5.1	12
31	A Turnbull	A	113.0	16,545	2,758	3.1	6
32	H Smith	A	102.3	14,979	2,140	2.8	7
33	S Smith	A	86.1	12,607	2,101	2.4	6
Pos	Competitor	Class	23,769.3	2,673,630.2	2,179.8	506.4	1,222

Next Circuit



Dhorcingham oval



Where Do We Race Next?

What Are The Records?

Who Has Been On The Podium?

Circuit History

Our all new eight lane 107'11" **dhorchingham Oval** routed track was born from the ashes of our 20 year old Rockingham Motor Speedway Oval built by **Brad Bowman** in Escondido, north of San Diego in California, USA. Rockingham was a 119'4" foot replica of the English oval near Corby, in Northamptonshire, which hosted two USA based Champ Car World Series races with the fastest lap being set at 211 mph.

The fastest lap of our Rockingham Oval was recorded by **Angus Smith** with a 3.13 second lap, equating to 25.995 mph, on 23Feb19 with his GC car. The fastest F1 lap was set by **Chris Bowles** on 24Feb18 with a 4.17 second lap (19.512 mph). To beat these mph records at the shorter dhorchingham we will have to see lap times of 2.83 seconds (GC) and 3.77 (F1) respectively. After the 2023 Club Nights the current GC and F1 track records are 2.96 seconds (24.859 mph) and 3.84 seconds (19.162 mph) for **Lee Pateman** and **Angus** respectively. Will new records be set in 2024?

Again we will be running four different classes at dhorchingham; F1 – Tyco & V-Jet, GC – Viper & Bulldog.

Rounds 18-21
dhorchingham (UK)

Previous Results

			1st	2nd	3rd
Adults					
DHRC 671 F1 V	25-Jul 2023	107'11"	S Smith	C Bowles	A Turnbull
DHRC 672 GC B	25-Jul 2023	107'11"	S Goodlip / L Pateman		A Woodhouse
DHRC 673 F1 T	25-Jul 2023	107'11"	N Sismey	S Goodlip	L Blacker
DHRC 674 GC V	25-Jul 2023	107'11"	L Pateman	A Turnbull	L Blacker
DHRC 702 F1 V	23-Jul 2024	107'11"			
DHRC 703 GC B	23-Jul 2024	107'11"			
DHRC 704 F1 T	23-Jul 2024	107'11"			
DHRC 705 GC V	23-Jul 2024	107'11"			
Juniors					
DHRC 671 F1 V	25-Jul 2023	107'11"	J Woodhouse	L Bowles / JJ Hughes-Dowd	
DHRC 672 GC B	25-Jul 2023	107'11"	L Bowles	J Woodhouse	H Smith
DHRC 673 F1 T	25-Jul 2023	107'11"	L Bowles / J Woodhouse		JJ Hughes-Dowd
DHRC 674 GC V	25-Jul 2023	107'11"	L Bowles	JJ Hughes-Dowd	H Smith
DHRC 702 F1 V	23-Jul 2024	107'11"			
DHRC 703 GC B	23-Jul 2024	107'11"			
DHRC 704 F1 T	23-Jul 2024	107'11"			
DHRC 705 GC V	23-Jul 2024	107'11"			

Circuit Records

Qualifying	
F1 V-Jet	E Woodhouse 25Jul23 20.16 secs
F1 Tyco	A Smith 25Jul23 19.65 secs
Fastest Laps	
F1 V-Jet	E Woodhouse 25Jul23 3.85 secs
F1 Tyco	A Smith 25Jul23 3.84 secs
Race Laps	
F1 V-Jet	S Smith 25Jul23 40.9 Laps
F1 Tyco	N Sismey 25Jul23 41.0 Laps
Total Evening Final Points	
15.5 Points	L Bowles 25Jul23

Lap Length 107'11"

Qualifying	
GC Bulldog	N Sismey 25Jul23 21.30 secs
GC Viper	L Pateman 25Jul23 15.31 secs
Fastest Laps	
GC Bulldog	N Sismey 25Jul23 4.11 secs
GC Viper	L Pateman 25Jul23 2.96 secs
Race Laps	
GC Bulldog	L Bowles 23Jul23 39.1 Laps
GC Viper	L Pateman 25Jul23 58.9 Laps
Total Laps	Total Miles
2,793	57

DHRC 702-705

DHORCingham Best Off Chart 1 - F1 V-Jet

Qualifying					Race Laps				
Pos	Adult	Time	MPH	Date	Pos	Adult	Laps	MPH	Date
1	A Turnbull	22.72	16.193	25-Jul-23	1	S Smith	40.9	16.719	25-Jul-23
2	S Goodlip (M)	22.74	16.179	25-Jul-23	2	C Bowles	40.7	16.638	25-Jul-23
3	P Rees (M)	22.84	16.108	25-Jul-23	3	A Turnbull	37.9	15.493	25-Jul-23
4	D Hughes-Dowd	22.87	16.087	25-Jul-23	4	S Goodlip (M)	23.8	9.729	25-Jul-23
5	A Smith (M)	23.06	15.954	25-Jul-23	5	D Turnbull	18.1	7.399	25-Jul-23
5	S Smith	23.06	15.954	25-Jul-23	6	L Smith	11.2	4.578	25-Jul-23
5	L Pateman	23.06	15.954	25-Jul-23	7	S Gray (M)	9.2	3.761	25-Jul-23
5	D Turnbull	23.06	15.954	25-Jul-23	8	L Blacker	4.9	2.003	25-Jul-23
9	C Bowles	23.16	15.886	25-Jul-23	8	H Smith	4.9	2.003	25-Jul-23
10	D Latham	23.27	15.810	25-Jul-23	10	N Sismey (M)	2.2	0.899	25-Jul-23
10	A Woodhouse	23.27	15.810	25-Jul-23	10	JJ Hughes-Dowd	2.2	0.899	25-Jul-23
12	L Blacker	23.33	15.770	25-Jul-23	12	D Hughes-Dowd	1.7	0.695	25-Jul-23
13	L Smith	23.42	15.709	25-Jul-23	12	A Smith (M)	1.7	0.695	25-Jul-23
14	L Bowles	23.54	15.629	25-Jul-23	14	A Woodhouse	0.5	0.204	25-Jul-23
15	H Smith	23.55	15.622	25-Jul-23	15	P Rees (M)	0.3	0.123	25-Jul-23
16	S Gray (M)	23.61	15.583	25-Jul-23	15	L Pateman	0.3	0.123	25-Jul-23
17	N Sismey (M)	23.63	15.570	25-Jul-23	15	M Dutson	0.3	0.123	25-Jul-23
17	R Lawson	23.63	15.570	25-Jul-23	18	D Latham	0.2	0.082	25-Jul-23
19	M Dutson	23.71	15.517	25-Jul-23	18	L Bowles	0.2	0.082	25-Jul-23
20	JJ Hughes-Dowd	23.76	15.484	25-Jul-23	20	R Lawson	0.0	0.000	25-Jul-23
Pos	Junior	Laps	MPH	Date	Pos	Junior	Laps	MPH	Date
1	E Woodhouse	20.16	18.249	25-Jul-23	1	J Woodhouse	34.0	13.899	25-Jul-23
2	L Bowles	23.54	15.629	25-Jul-23	2	L Bowles	0.4	0.164	25-Jul-23
3	H Smith	23.55	15.622	25-Jul-23	2	JJ Hughes-Dowd	0.4	0.164	25-Jul-23
4	J Woodhouse	23.59	15.596	25-Jul-23	4	E Woodhouse	0.2	0.082	25-Jul-23
5	JJ Hughes-Dowd	23.76	15.484	25-Jul-23	4	H Smith	0.2	0.082	25-Jul-23

DHORCingham Best Off Chart 2 - F1 V-Jet

Fastest Laps					Final Points			
Pos	Adult	Time	MPH	Date	Pos	Adult	Pts	Date
1	JJ Hughes-Dowd	4.23	17.395	25-Jul-23	1	S Smith	4.0	25-Jul-23
2	C Bowles	4.34	16.954	25-Jul-23	1	C Bowles	4.0	25-Jul-23
3	S Goodlip (M)	4.36	16.877	25-Jul-23	1	N Sismey (M)	4.0	25-Jul-23
4	S Smith	4.37	16.838	25-Jul-23	1	JJ Hughes-Dowd	4.0	25-Jul-23
5	L Smith	4.40	16.723	25-Jul-23	5	A Turnbull	3.5	25-Jul-23
6	D Latham	4.42	16.647	25-Jul-23	5	L Smith	3.5	25-Jul-23
7	A Turnbull	4.43	16.610	25-Jul-23	7	S Goodlip (M)	3.0	25-Jul-23
8	P Rees (M)	4.45	16.535	25-Jul-23	7	S Gray (M)	3.0	25-Jul-23
9	H Smith	4.47	16.461	25-Jul-23	7	M Dutson	3.0	25-Jul-23
10	A Smith (M)	4.48	16.425	25-Jul-23	10	D Turnbull	2.5	25-Jul-23
10	N Sismey (M)	4.48	16.425	25-Jul-23	10	L Blacker	2.5	25-Jul-23
12	D Hughes-Dowd	4.49	16.388	25-Jul-23	10	H Smith	2.5	25-Jul-23
13	L Blacker	4.52	16.279	25-Jul-23	13	D Hughes-Dowd	2.0	25-Jul-23
14	L Pateman	4.53	16.243	25-Jul-23	13	A Smith (M)	2.0	25-Jul-23
14	A Woodhouse	4.53	16.243	25-Jul-23	15	A Woodhouse	1.5	25-Jul-23
16	D Turnbull	4.54	16.207	25-Jul-23	16	P Rees (M)	1.0	25-Jul-23
16	S Gray (M)	4.54	16.207	25-Jul-23	16	L Pateman	1.0	25-Jul-23
16	M Dutson	4.54	16.207	25-Jul-23	16	D Latham	1.0	25-Jul-23
19	R Lawson	4.61	15.961	25-Jul-23	16	L Bowles	1.0	25-Jul-23
20	L Bowles	4.62	15.927	25-Jul-23	20	R Lawson	0.0	25-Jul-23
Pos	Junior	Time	MPH	Date	Pos	Junior	Pts	Date
1	E Woodhouse	3.85	19.112	25-Jul-23	1	J Woodhouse	4.0	25-Jul-23
2	J Woodhouse	4.32	17.033	25-Jul-23	2	L Bowles	3.5	25-Jul-23
3	L Bowles	4.62	15.927	25-Jul-23	2	JJ Hughes-Dowd	3.5	25-Jul-23
3	H Smith	4.62	15.927	25-Jul-23	4	E Woodhouse	2.5	25-Jul-23
5	JJ Hughes-Dowd	4.67	15.756	25-Jul-23	4	H Smith	2.5	25-Jul-23

DHORCingham Best Off Chart 3 - GC Bulldog

Qualifying					Race Laps				
Pos	Adult	Time	MPH	Date	Pos	Adult	Laps	MPH	Date
1	N Sismey (M)	21.30	17.273	25-Jul-23	1	S Goodlip (M)	37.3	15.248	25-Jul-23
2	S Goodlip (M)	21.46	17.144	25-Jul-23	1	L Pateman	37.3	15.248	25-Jul-23
3	A Smith (M)	21.65	16.993	25-Jul-23	3	A Woodhouse	32.8	13.408	25-Jul-23
4	C Bowles	22.13	16.625	25-Jul-23	4	S Gray (M)	32.0	13.081	25-Jul-23
5	P Rees (M)	22.41	16.417	25-Jul-23	5	D Latham	31.7	12.959	25-Jul-23
6	L Blacker	22.66	16.236	25-Jul-23	6	C Bowles	31.5	12.877	25-Jul-23
7	H Smith	22.77	16.158	25-Jul-23	7	A Turnbull	31.0	12.672	25-Jul-23
8	S Smith	22.87	16.087	25-Jul-23	8	A Smith (M)	29.7	12.141	25-Jul-23
9	L Pateman	22.95	16.031	25-Jul-23	9	D Turnbull	28.8	11.773	25-Jul-23
10	M Dutson	23.02	15.982	25-Jul-23	10	P Rees (M)	28.7	11.732	25-Jul-23
11	D Latham	23.12	15.913	25-Jul-23	11	L Bowles	3.2	1.308	25-Jul-23
12	D Hughes-Dowd	23.19	15.865	25-Jul-23	12	L Smith	2.7	1.104	25-Jul-23
13	JJ Hughes-Dowd	23.32	15.777	25-Jul-23	13	N Sismey (M)	2.0	0.818	25-Jul-23
14	D Turnbull	23.78	15.471	25-Jul-23	13	L Blacker	2.0	0.818	25-Jul-23
15	A Turnbull	23.83	15.439	25-Jul-23	15	H Smith	1.4	0.572	25-Jul-23
16	L Smith	25.04	14.693	25-Jul-23	15	S Smith	1.4	0.572	25-Jul-23
17	S Gray (M)	25.43	14.468	25-Jul-23	17	D Hughes-Dowd	0.4	0.164	25-Jul-23
18	L Bowles	25.66	14.338	25-Jul-23	17	JJ Hughes-Dowd	0.4	0.164	25-Jul-23
19	R Lawson	25.84	14.238	25-Jul-23	19	M Dutson	0.3	0.123	25-Jul-23
20	A Woodhouse	26.07	14.112	25-Jul-23	20	R Lawson	0.0	0.000	25-Jul-23
Pos	Junior	Laps	MPH	Date	Pos	Junior	Laps	MPH	Date
1	J Woodhouse	22.70	16.207	25-Jul-23	1	L Bowles	39.1	15.984	25-Jul-23
2	H Smith	22.77	16.158	25-Jul-23	2	J Woodhouse	34.3	14.021	25-Jul-23
3	E Woodhouse	23.04	15.968	25-Jul-23	3	I Lawson (NM)	25.3	10.342	25-Jul-23
4	JJ Hughes-Dowd	23.32	15.777	25-Jul-23	4	H Smith	18.9	7.726	25-Jul-23
5	L Bowles	25.66	14.338	25-Jul-23	5	E Woodhouse	12.6	5.151	25-Jul-23

DHORCingham Best Off Chart 4 - GC Bulldog

Fastest Laps					Final Points			
Pos	Adult	Time	MPH	Date	Pos	Adult	Pts	Date
1	N Sismey (M)	4.11	17.903	25-Jul-23	1	S Goodlip (M)	4.0	25-Jul-23
2	S Goodlip (M)	4.18	17.603	25-Jul-23	1	L Pateman	4.0	25-Jul-23
3	A Smith (M)	4.21	17.478	25-Jul-23	1	A Woodhouse	4.0	25-Jul-23
4	P Rees (M)	4.29	17.152	25-Jul-23	4	C Bowles	3.5	25-Jul-23
5	C Bowles	4.31	17.072	25-Jul-23	4	D Latham	3.5	25-Jul-23
6	S Smith	4.39	16.761	25-Jul-23	4	S Gray (M)	3.5	25-Jul-23
7	H Smith	4.43	16.610	25-Jul-23	7	A Smith (M)	3.0	25-Jul-23
7	M Dutson	4.43	16.610	25-Jul-23	7	A Turnbull	3.0	25-Jul-23
9	D Latham	4.44	16.572	25-Jul-23	7	L Bowles	3.0	25-Jul-23
10	L Blacker	4.48	16.425	25-Jul-23	10	P Rees (M)	2.5	25-Jul-23
10	D Turnbull	4.48	16.425	25-Jul-23	10	D Turnbull	2.5	25-Jul-23
12	L Pateman	4.50	16.352	25-Jul-23	12	N Sismey (M)	2.0	25-Jul-23
13	JJ Hughes-Dowd	4.51	16.315	25-Jul-23	12	L Blacker	2.0	25-Jul-23
14	D Hughes-Dowd	4.56	16.136	25-Jul-23	12	L Smith	2.0	25-Jul-23
15	A Turnbull	4.57	16.101	25-Jul-23	15	D Hughes-Dowd	1.5	25-Jul-23
16	L Bowles	4.69	15.689	25-Jul-23	15	JJ Hughes-Dowd	1.5	25-Jul-23
17	L Smith	4.76	15.458	25-Jul-23	17	H Smith	1.0	25-Jul-23
18	S Gray (M)	4.89	15.047	25-Jul-23	17	S Smith	1.0	25-Jul-23
19	A Woodhouse	5.01	14.687	25-Jul-23	19	M Dutson	0.5	25-Jul-23
20	R Lawson	5.02	14.658	25-Jul-23	20	R Lawson	0.0	25-Jul-23
Pos	Junior	Time	MPH	Date	Pos	Junior	Pts	Date
1	E Woodhouse	4.33	16.993	25-Jul-23	1	L Bowles	4.0	25-Jul-23
2	H Smith	4.43	16.610	25-Jul-23	2	J Woodhouse	3.5	25-Jul-23
3	J Woodhouse	4.44	16.572	25-Jul-23	3	H Smith	3.0	25-Jul-23
3	L Bowles	4.44	16.572	25-Jul-23	4	E Woodhouse	2.5	25-Jul-23
5	JJ Hughes-Dowd	4.51	16.315	25-Jul-23	5	JJ Hughes-Dowd	2.0	25-Jul-23

DHORCingham Best Off Chart 5 - F1 Tyco

Qualifying					Race Laps				
Pos	Adult	Time	MPH	Date	Pos	Adult	Laps	MPH	Date
1	A Smith (M)	19.65	18.723	25-Jul-23	1	N Sismey (M)	41.0	16.760	25-Jul-23
2	C Bowles	20.02	18.377	25-Jul-23	2	S Goodlip (M)	36.0	14.716	25-Jul-23
3	L Pateman	21.45	17.152	25-Jul-23	3	L Blacker	34.6	14.144	25-Jul-23
4	N Sismey (M)	22.23	16.550	25-Jul-23	4	L Smith	33.9	13.858	25-Jul-23
5	A Turnbull	22.63	16.258	25-Jul-23	5	S Gray (M)	33.7	13.776	25-Jul-23
6	L Bowles	23.37	15.743	25-Jul-23	5	D Turnbull	33.7	13.776	25-Jul-23
7	P Rees (M)	24.03	15.310	25-Jul-23	7	JJ Hughes-Dowd	33.5	13.694	25-Jul-23
8	L Blacker	24.23	15.184	25-Jul-23	8	H Smith	31.6	12.918	25-Jul-23
9	S Gray (M)	24.28	15.153	25-Jul-23	9	D Latham	30.7	12.550	25-Jul-23
10	S Goodlip (M)	25.31	14.536	25-Jul-23	10	A Woodhouse	29.4	12.018	25-Jul-23
11	L Smith	25.55	14.400	25-Jul-23	11	D Hughes-Dowd	26.9	10.996	25-Jul-23
12	D Turnbull	26.83	13.713	25-Jul-23	12	M Dutson	25.2	10.301	25-Jul-23
13	S Smith	28.56	12.882	25-Jul-23	13	P Rees (M)	24.8	10.138	25-Jul-23
14	JJ Hughes-Dowd	28.92	12.722	25-Jul-23	14	C Bowles	22.5	9.198	25-Jul-23
15	D Latham	29.09	12.647	25-Jul-23	15	L Pateman	21.5	8.789	25-Jul-23
16	H Smith	29.28	12.565	25-Jul-23	16	S Smith	8.4	3.434	25-Jul-23
17	R Lawson	29.90	12.305	25-Jul-23	17	A Turnbull	5.4	2.207	25-Jul-23
18	A Woodhouse	30.95	11.887	25-Jul-23	17	L Bowles	5.4	2.207	25-Jul-23
19	D Hughes-Dowd	32.23	11.415	25-Jul-23	19	A Smith (M)	0.4	0.164	25-Jul-23
20	M Dutson	39.67	9.274	25-Jul-23	20	R Lawson	0.0	0.000	25-Jul-23
Pos	Junior	Laps	MPH	Date	Pos	Junior	Laps	MPH	Date
1	L Bowles	23.37	15.743	25-Jul-23	1	L Bowles	33.5	13.694	25-Jul-23
2	J Woodhouse	28.84	12.757	25-Jul-23	1	J Woodhouse	33.5	13.694	25-Jul-23
3	E Woodhouse	28.88	12.739	25-Jul-23	3	JJ Hughes-Dowd	32.7	13.367	25-Jul-23
4	JJ Hughes-Dowd	28.92	12.722	25-Jul-23	4	H Smith	31.3	12.795	25-Jul-23
5	H Smith	29.28	12.565	25-Jul-23	5	E Woodhouse	21.1	8.625	25-Jul-23

DHORCingham Best Off Chart 6 - F1 Tyco

Fastest Laps					Final Points			
Pos	Adult	Time	MPH	Date	Pos	Adult	Pts	Date
1	A Smith (M)	3.84	19.162	25-Jul-23	1	N Sismey (M)	4.0	25-Jul-23
2	C Bowles	3.88	18.964	25-Jul-23	1	S Goodlip (M)	4.0	25-Jul-23
3	L Pateman	4.11	17.903	25-Jul-23	1	A Woodhouse	4.0	25-Jul-23
4	P Rees (M)	4.28	17.192	25-Jul-23	4	L Blacker	3.5	25-Jul-23
5	N Sismey (M)	4.31	17.072	25-Jul-23	4	L Smith	3.5	25-Jul-23
6	L Bowles	4.40	16.723	25-Jul-23	4	D Hughes-Dowd	3.5	25-Jul-23
7	S Goodlip (M)	4.41	16.685	25-Jul-23	7	P Rees (M)	3.0	25-Jul-23
8	A Turnbull	4.45	16.535	25-Jul-23	7	S Gray (M)	3.0	25-Jul-23
9	L Blacker	4.74	15.524	25-Jul-23	7	D Turnbull	3.0	25-Jul-23
10	S Gray (M)	4.77	15.426	25-Jul-23	7	M Dutson	3.0	25-Jul-23
11	L Smith	4.97	14.805	25-Jul-23	11	C Bowles	2.5	25-Jul-23
12	D Turnbull	5.16	14.260	25-Jul-23	12	L Pateman	2.0	25-Jul-23
13	JJ Hughes-Dowd	5.18	14.205	25-Jul-23	12	JJ Hughes-Dowd	2.0	25-Jul-23
14	S Smith	5.20	14.150	25-Jul-23	14	A Turnbull	1.5	25-Jul-23
15	H Smith	5.63	13.070	25-Jul-23	14	L Bowles	1.5	25-Jul-23
16	D Latham	5.64	13.046	25-Jul-23	14	H Smith	1.5	25-Jul-23
17	A Woodhouse	5.76	12.775	25-Jul-23	17	D Latham	1.0	25-Jul-23
18	R Lawson	5.85	12.578	25-Jul-23	18	A Smith (M)	0.5	25-Jul-23
19	D Hughes-Dowd	6.38	11.533	25-Jul-23	18	S Smith	0.5	25-Jul-23
20	M Dutson	7.01	10.497	25-Jul-23	20	R Lawson	0.0	25-Jul-23
Pos	Junior	Time	MPH	Date	Pos	Junior	Pts	Date
1	L Bowles	4.43	16.610	25-Jul-23	1	L Bowles	4.0	25-Jul-23
2	J Woodhouse	4.87	15.109	25-Jul-23	1	J Woodhouse	4.0	25-Jul-23
3	JJ Hughes-Dowd	4.96	14.835	25-Jul-23	3	JJ Hughes-Dowd	3.0	25-Jul-23
4	H Smith	5.54	13.282	25-Jul-23	4	H Smith	2.5	25-Jul-23
5	E Woodhouse	5.59	13.163	25-Jul-23	5	E Woodhouse	2.0	25-Jul-23

DHORCingham Best Off Chart 7 - GC Viper

Qualifying					Race Laps				
Pos	Adult	Time	MPH	Date	Pos	Adult	Laps	MPH	Date
1	L Pateman	15.31	24.031	25-Jul-23	1	L Pateman	58.9	24.078	25-Jul-23
2	A Woodhouse	17.10	21.515	25-Jul-23	2	A Turnbull	54.5	22.279	25-Jul-23
3	N Sismey (M)	17.28	21.291	25-Jul-23	3	L Blacker	52.3	21.380	25-Jul-23
4	A Turnbull	17.59	20.916	25-Jul-23	4	L Bowles	50.0	20.439	25-Jul-23
5	S Goodlip (M)	17.86	20.600	25-Jul-23	5	A Smith (M)	49.8	20.358	25-Jul-23
6	D Latham	17.87	20.588	25-Jul-23	6	D Latham	49.5	20.235	25-Jul-23
7	L Blacker	18.04	20.394	25-Jul-23	7	L Smith	49.0	20.031	25-Jul-23
8	JJ Hughes-Dowd	18.49	19.898	25-Jul-23	8	D Turnbull	46.3	18.927	25-Jul-23
9	L Bowles	18.57	19.812	25-Jul-23	9	JJ Hughes-Dowd	45.5	18.600	25-Jul-23
10	P Rees (M)	18.71	19.664	25-Jul-23	10	M Dutson	44.6	18.232	25-Jul-23
11	A Smith (M)	18.72	19.653	25-Jul-23	11	C Bowles	43.1	17.619	25-Jul-23
12	C Bowles	18.78	19.590	25-Jul-23	12	A Woodhouse	39.2	16.024	25-Jul-23
13	L Smith	18.86	19.507	25-Jul-23	13	H Smith	38.6	15.779	25-Jul-23
14	D Turnbull	19.85	18.534	25-Jul-23	13	S Smith	38.6	15.779	25-Jul-23
15	S Gray (M)	20.22	18.195	25-Jul-23	15	D Hughes-Dowd	37.5	15.330	25-Jul-23
16	M Dutson	20.64	17.825	25-Jul-23	16	P Rees (M)	22.1	9.034	25-Jul-23
17	R Lawson	22.73	16.186	25-Jul-23	17	S Gray (M)	16.6	6.786	25-Jul-23
18	D Hughes-Dowd	23.36	15.750	25-Jul-23	18	N Sismey (M)	1.4	0.572	25-Jul-23
19	H Smith	23.55	15.622	25-Jul-23	19	S Goodlip (M)	0.4	0.164	25-Jul-23
20	S Smith	24.13	15.247	25-Jul-23	20	R Lawson	0.0	0.000	25-Jul-23
Pos	Junior	Laps	MPH	Date	Pos	Junior	Laps	MPH	Date
1	E Woodhouse	16.78	21.925	25-Jul-23	1	L Bowles	51.5	21.053	25-Jul-23
2	J Woodhouse	16.96	21.693	25-Jul-23	2	JJ Hughes-Dowd	48.1	19.663	25-Jul-23
3	JJ Hughes-Dowd	18.49	19.898	25-Jul-23	3	H Smith	39.3	16.065	25-Jul-23
4	L Bowles	18.57	19.812	25-Jul-23	4	J Woodhouse	31.6	12.918	25-Jul-23
5	H Smith	23.55	15.622	25-Jul-23	5	E Woodhouse	25.8	10.547	25-Jul-23

DHORCingham Best Off Chart 8 - GC Viper

Fastest Laps					Final Points			
Pos	Adult	Time	MPH	Date	Pos	Adult	Pts	Date
1	L Pateman	2.96	24.859	25-Jul-23	1	L Pateman	4.0	25-Jul-23
2	S Goodlip (M)	3.16	23.285	25-Jul-23	1	L Bowles	4.0	25-Jul-23
3	A Turnbull	3.24	22.710	25-Jul-23	1	H Smith	4.0	25-Jul-23
4	N Sismey (M)	3.30	22.298	25-Jul-23	1	S Smith	4.0	25-Jul-23
5	A Woodhouse	3.32	22.163	25-Jul-23	5	A Turnbull	3.5	25-Jul-23
6	L Blacker	3.36	21.899	25-Jul-23	5	A Smith (M)	3.5	25-Jul-23
7	S Gray (M)	3.43	21.452	25-Jul-23	7	L Blacker	3.0	25-Jul-23
8	D Latham	3.46	21.266	25-Jul-23	7	L Smith	3.0	25-Jul-23
9	L Bowles	3.54	20.786	25-Jul-23	7	D Hughes-Dowd	3.0	25-Jul-23
10	JJ Hughes-Dowd	3.55	20.727	25-Jul-23	10	D Latham	2.5	25-Jul-23
11	A Smith (M)	3.56	20.669	25-Jul-23	10	D Turnbull	2.5	25-Jul-23
12	P Rees (M)	3.60	20.439	25-Jul-23	12	JJ Hughes-Dowd	2.0	25-Jul-23
12	L Smith	3.60	20.439	25-Jul-23	12	M Dutson	2.0	25-Jul-23
14	C Bowles	3.66	20.104	25-Jul-23	14	A Woodhouse	1.5	25-Jul-23
15	D Turnbull	3.83	19.212	25-Jul-23	14	C Bowles	1.5	25-Jul-23
16	M Dutson	3.87	19.013	25-Jul-23	16	N Sismey (M)	1.0	25-Jul-23
17	R Lawson	4.33	16.993	25-Jul-23	16	P Rees (M)	1.0	25-Jul-23
18	S Smith	4.43	16.610	25-Jul-23	18	S Goodlip (M)	0.5	25-Jul-23
19	H Smith	4.55	16.172	25-Jul-23	18	S Gray (M)	0.5	25-Jul-23
20	D Hughes-Dowd	4.59	16.031	25-Jul-23	20	R Lawson	0.0	25-Jul-23
Pos	Junior	Time	MPH	Date	Pos	Junior	Pts	Date
1	E Woodhouse	3.31	22.230	25-Jul-23	1	L Bowles	4.0	25-Jul-23
1	J Woodhouse	3.31	22.230	25-Jul-23	2	JJ Hughes-Dowd	3.5	25-Jul-23
3	L Bowles	3.44	21.390	25-Jul-23	3	H Smith	3.0	25-Jul-23
4	JJ Hughes-Dowd	3.52	20.904	25-Jul-23	4	J Woodhouse	2.5	25-Jul-23
5	H Smith	4.49	16.388	25-Jul-23	5	E Woodhouse	2.0	25-Jul-23

Visit dhorc.co.uk or Find us on **facebook**

Derby HO Racing Club **f**
www.dhorc.co.uk

dhorc
Home of HO Le Mans

TOMY AFX
TYCO

Club Night
R&R



Rules & Regulations 2024



Derby HO Racing Club **f** www.dhorc.co.uk

dhorc
Home of HO Le Mans

TOMY AFX
TYCO

Derby HO Racing Club **f** www.dhorc.co.uk

dhorc
Home of HO Le Mans

Carrera
DIGITAL

<https://www.dhorc.co.uk/images/ruleimages/RR24.pdf>



LEXAN BODY CATALOGUE

Legends

SWB = 38mm (1.5")
between axle centres

LWB = 41mm (1.6")
between axle centres



AC Cobra
Convertible
LWB



Acura NSX
GT3 2017
LWB
30mm Clip



Alfa Romeo 155
Touring Car
LWB
29mm Clip



Alfa Romeo
BTCC
LWB
30mm Clip



Alfa Romeo
TZ3 Corsa
SWB
29mm Clip



Aston Martin
Vantage GT3
LWB



Audi
R8LMS GT3
LWB



Audi S3
BTCC
LWB
27mm Clip



Austin
Mini Cooper
SWB
28mm Clip



Bentley
Continental GT3
LWB
30mm Clip















BMW
320i Turbo Grp5
SWB
27mm Clip



BMW 1 Series
BTCC
LWB
29mm Clip








































BMW
M1
SWB
30mm Clip
















			
BMW M3 GT2 LWB 27mm Clip	BMW Z4 GT3 LWB	BMW Z8 Convertible LWB 30mm Clip	Bugatti EB110 SWB 32mm Clip
			
Bugatti Veyron LWB 31mm Clip			
			
Chevrolet Nastruck LWB 30mm Clip	Chevron B19 SWB or LWB 29mm Clip	Corvette C5r GT SWB 30mm Clip	Corvette C7r GT 2017 LWB 31mm Clip
			
Corvette C8r GT3 LWB	Corvette Daytona Prototype SWB 30mm Clip	Corvette 1969 Stingray SWB 30mm Clip	
			
Datsun 240Z SWB 27mm Clip	Datsun Fairlady 2000 LWB 26mm Clip	Dodge Challenger LWB 31mm Clip	

			
Ferrari 250 gt Berlinetta Lusso SWB 30mm Clip	Ferrari 250 GTO LWB 29mm Clip	Ferrari 308 GTb LWB 28mm Clip	Ferrari 365 GTb Daytona SWB 28mm Clip
			
Ferrari 488 Gte LWB 29mm Clip	Ferrari 512 LM SWB or LWB 29mm Clip	Ferrari 575 GTc LWB 30mm Clip	Ferrari 612 Can-Am SWB 32mm Clip
			
Ferrari F40 SWB 32mm Clip	Ferrari Testarossa SWB 32mm Clip	Ford Capri SWB 30mm Clip	Ford Escort SWB 29mm Clip
			
Ford Custom Van LWB 30mm Clip	Ford Focus RS BTCC LWB 29mm Clip	Ford 2006 GT LWB 29mm Clip	Ford 2016 GT LWB Body Pins Only
			
Ford GT40 SWB 29mm Clip	Ford 2005 Mustang LWB 27mm Clip		

			
Honda Civic BTCC LWB 28mm Clip	Honda Integra LWB 28mm Clip	Honda S2000 SWB 26mm Clip	
			
Jaguar D Type LWB 30mm Clip	Jaguar XJ 220 LWB 32mm Clip	Jaguar XJR 5 (Grp 44) SWB 32mm Clip	Jaguar XJR 9 (Grp C) SWB or LWB 33mm Clip
			
Jaguar XKR GT3 LWB 30mm Clip			Koenigsegg CCX LWB 30mm Clip
			
Lamborghini Contach SWB 29mm Clip	Lamborghini Huracan GT3 LWB 32mm Clip	Lamborghini Miura Concept LWB 30mm Clip	Lamborghini Miura Jota SWB 28mm Clip
			
Lancia LC2 SWB 31mm Clip	Lotus Elise LWB 27mm Clip	Lotus Espirit LWB	Lotus Europa LWB 31mm Clip

			
Matchbox Hi-Tailer LWB 33mm Clip	Mazda 787b (Grp C) LWB 30mm Clip	Mazda RX7 SWB 27mm Clip	McLaren F1 GTr LWB
			
McLaren MP4 12C GT3 LWB 28mm Clip	Mercedes Gullwing 300SL SWB	Mercedes 300SLR LWB	Mercedes CLK GTB LWB 30mm Clip
			
Mercedes DTM Car LWB 30mm Clip	MG 6GT BTCC LWB 28mm Clip	Mini Mini Cooper LWB 27mm Clip	Morris Minor LWB 27mm Clip
			
Mustang 1967 GT 500 SWB 30mm Clip	Mustang Mach 1 SWB 30mm Clip		
			
Nascar SWB 32mm Clip	Nissan 300ZX SWB 31mm Clip	Nissan March 86G Gtp SWB or LWB 30mm Clip	Nissan R390 GT LWB 32mm Clip

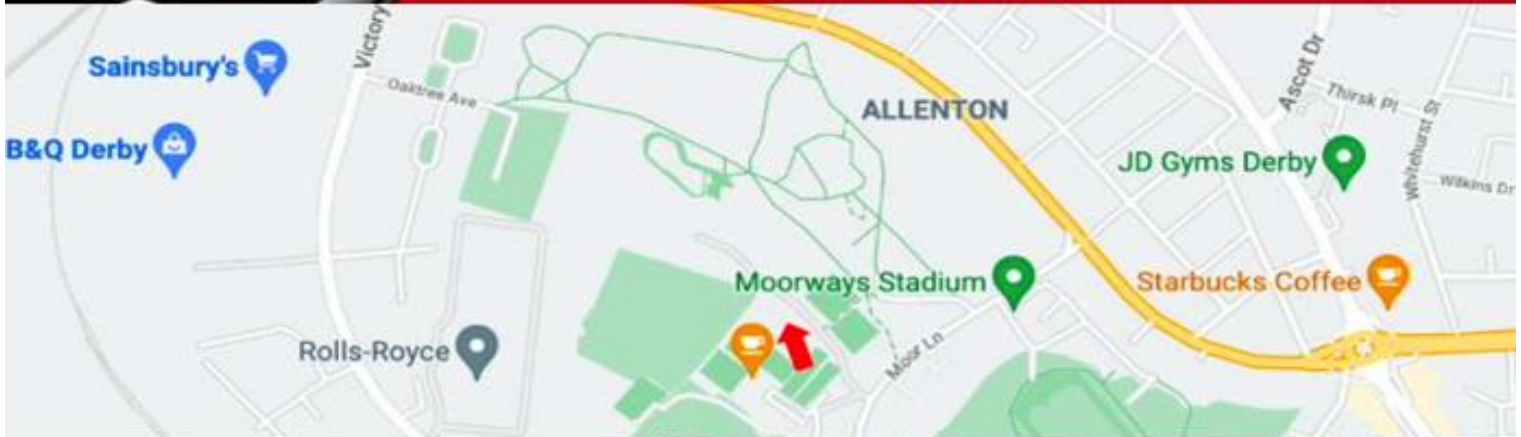
			
Nissan 1989 R89C LWB 32mm Clip	Nissan 1977 Skyline GT-R LWB 27mm Clip	Nissan R32 Skyline SWB 30mm Clip	Nissan Grp C SWB 32mm Clip
			
Pagani Huayra LWB 29mm Clip	Pagini Zonda C12 LWB 30mm Clip	Panoz 1999 LMP-1 LWB 32mm Clip	Peugeot 905 Grp C SWB or LWB 31mm Clip
			
Pontiac 1977 Firebird LWB 30mm Clip	Porsche 908 SWB 29mm Clip	Porsche 910 LWB 32mm Clip	Porsche 911 GT3 SWB 27mm Clip
			
Porsche 911 Turbo RSR GT3 LWB 28mm Clip	Porsche 917 SWB or LWB 31mm Clip	Porsche 934 Turbo RSR SWB 26mm Clip	Porsche 935 Turbo SWB 28mm Clip
			
Porsche 956 Grp C SWB 31mm Clip	Porsche 959 SWB 29mm Clip	Porsche 962 Grp C LWB 32mm Clip	

			
Renault Clio Cup Car LWB 30mm Clip	Renault Clio V6 LWB 29mm Clip	Renault Megane Trophy LWB 30mm Clip	Renault RS01 GT LWB 28mm Clip
			
Saleen S7 LWB	Sauber Mercedes C11 Grp C SWB or LWB 32mm Clip	Shadow MK 11a LWB 31mm Clip	Shelby Cobra Daytona Coupe SWB 31mm Clip
			
Subaru Levorg BTCC LWB 28mm Clip			
			
Toyota 88C-V Grp C SWB or LWB 32mm Clip	Toyota GT-One LWB	Triumph TR7 LWB 28mm Clip	TVR Sagaris LWB
			
Wiesmann GT MF5 SWB or LWB			Zakspeed Grp 5 Capri SWB or LWB 30mm Clip

Where is DHORC?



www.dhorc.co.uk



Derby Leisure & Events
Moor Lane, Allenton,
Derby, DE24 9HY

Nick Sismey
sismey@hotmail.co.uk
07984339192