

Visit [dhorc.co.uk](http://dhorc.co.uk) or Find us on **facebook**

Derby HO Racing Club 

[www.dhorc.co.uk](http://www.dhorc.co.uk)

# dhorc

Home of HO Le Mans

TOMY AFX  
TYCO

Club Night

7 1 1

Round 27

Pukekohe – GC

01 Oct 24

10-years in Table Tennis Room!



JJ Hughes-Dowd  
Junior Champ

'24

**ADULTS**

- 01 C BOWLES
- 02 S GOODLIP
- 03 L BLACKER

**JUNIORS**

- 01 JT HUGHES-DOWD
- 02 JJ HUGHES-DOWD
- 03 J WOODHOUSE

**News:** New Champion – ALTEN – RReMC – Ex Round Tablers



# About:



## History and Key Facts

### HO Club founded on 7 July 1992

- DHORC: Derby HO Racing Club ("HO" Is The Scale = 1/64th)
- Section of Derby Leisure Limited, open to all!
- Home of world famous international Le Mans 24 Hour race.
- Smaller scale version of Scalextric, once set up works all night!
- Four and Eight lane circuits
- Computerised timing
- Statistics for every meeting and every member since July 1992
- Over 20 race meetings each year
- 50+ circuit designs, up to 567 feet in length
- Eight-lane routed DHORCingham oval
- Two car categories – Tyco open wheel (F1)
  - Tomy SGP, BSRT, VSR enclosed wheel (GC)



### Carrera Digital Club 1<sup>st</sup> race 18 January 2022

- 1/32<sup>nd</sup> Carrera Digital GT Cars
- 15 Evenings a year, minimum 3x15-minute races per driver per evening.
- 13 circuits, including 2 Sprint circuits
- Full computerised timing and stats through SmartRace App



## The Club Nights and Magazine Coverage

### HO

- Racing starts between 18:45 and 19:00 hours – Finished by 21:30 hours
- Minimum of four 3-minute qualifying races & up to two Finals (F1 & GC) for each member
- Championship points for all members
- Magazine produced for every meeting covering every member & track statistic

### Carrera Digital

- Racing starts between 18:00 and 18:15 hours – Finished by 21:30 hours
- Magazine produced after each evening
- Championship points for all members

- Rules & regulations booklet covering all the DHORC rules produced each year
- Great family atmosphere, a help-all culture

### Membership Fees, Car Costs and Prizes

- Adult £40 and junior (under 16) £20 for HO & Carrera, £50/£25 combined
- Only £50 Total expenditure for two cars HO Cars, £65 one Carrera
- All cars and spares can be bought at club
- Adult, Masters (over 56), Junior (16 & under) HO Championships
- Adult & 70+ Carrera Championships





# Editorial 711



**We have a new Champion!** Congratulations to **JJ Hughes-Dowd** for taking home his first Junior Championship with 17 wins to date. Can he break the all-time record of 20 Junior win's in a year set by both Adam Hall and Liam Smith?

Friend of double Junior Champion Lewis Bowles, JJ first raced at DHORC at the 27Aug22 Zandvoort Club Nights as a non-member. He then returned with dad **Dan Hughes-Dowd** on 18Oct22 for the Mallory Park Club Nights where we were delighted that they both became Members (below). 59 Club Nights later and JJ is our Champ. Congrats JJ.



Congratulations also to **Chris Bowles** for taking his second career Adult win with **Simon Goodlip** and myself winning the Masters and to **JT Hughes-Dowd** for taking his fourth Junior win and **Mike Graham** recording his fourth Early Final win.

Wow 10-years in the Table Tennis Room. Please see Page 9. November looks like it may be a busy month for Corporate Events. Please see Page 7. **Nick Sismey**

## Front Cover: A very busy Race Control and Parc Ferme!

Derby HO Racing Club		Committee...2024		Derby HO Racing Club	
www.dhorc.co.uk				www.dhorc.co.uk	
Home of HO Le Mans				Home of HO Le Mans	
<b>Chairman / Treasurer</b>	Nick Sismey	M 07984 339 192		sismey80@hotmail.co.uk	
<b>Vice Chairman</b>	Phil Rees	M 07912 378 652		dhorcman.p.r@ntlworld.com	
<b>Secretary</b>	Laura Edwards	M 07501 217 254		laurabubbles07@hotmail.co.uk	
<b>HO Spares</b>	Geoff Peach	M 07443 585 902		geoff@geoffpeach.com	
<b>HO Race Control</b>	Dan Turnbull	M 07751 302 255		danieltturnbull@btinternet.com	
<b>HO Carrera Digital Race Control</b>	Lewis Blacker	M 07713 059 906		lewisjayblacker@outlook.com	
<b>Carrera Digital Race Control</b>	Dean Garbett	M 07964 854 084		garbettd@sky.com	
<b>HO Carrera Digital Scrutineer</b>	Angus Smith	M 07591 813 431		angus@angussmith500.plus.com	
<b>HO Carrera Digital Scrutineer</b>	Simon Goodlip	M 07803 551708		simon.goodlip@sky.com	
<b>Carrera Digital</b>	Steve White	M 07859 999 480		wslotcarsteve@gmail.com	

DL&EV SLOT CAR MAGAZINE IS PUBLISHED AND COPYRIGHT 2024 BY DHORC, AND NO PORTION MAY BE REPRODUCED OR TRANSMITTED WITHOUT WRITTEN PERMISSION, AND MAY CONTAIN ARTICLES AND GRAPHICS REPRINTED WITH THE PERMISSION OF THE ORIGINAL COPYRIGHT HOLDER, WHO RETAINS ALL RIGHTS,

# Contents .....711

Page	Details
003	Editorial
004	Contents
005	News & Views Including..... 1. Acknowledgements 2. JJ takes first Championship win - Juniors 3. Proposed ALTEN Corporate Event - 13Nov24 4. Proposed RR Motor Club Corporate Event - 13Nov24 5. Loughborough ex Round Table - 27Nov24 6. Ten years in the Table Tennis Room - 07Oct14 to 07Oct24
006	2024 Calendar
008	2024 Winners & Continuous Club Night Attendance Records
010	DHRC Official Clothing
011	Slot Cars & Spares
012	Razorlite Lexans HO
013	Race Report – Pukekohe GC – 01 October 2024 - Round 27 of 33 Including..... Page 23 - Race Results Page 29 - Best Results Page 33 - Championship Tables
047	Members' Statistics
061	Next Circuit - Misano – 22 October 2024 - Rounds 28 & 29 of 33
070	Rules and Regulations
071	Razorlite Lexans HO Catalogue



**SLOTCARSDIRECT**  
UK's HO 1/64th Slot Car Specialist  
We specialize in Tomy AFX, Viper Scale Racing  
and Bulldog Racing Products.

**AFX**  
RACING

**Viper Scale Racing**

**News & Views.....711**

**1. Acknowledgements for DHORC 711**

<b>Phil Rees</b>	Parc Ferme and everything else	<b>Simon Goodlip</b>	Marshalling & PA
<b>John Lamb</b>	Tables	<b>Chris Bowles</b>	Marshalling & PA
<b>Stuart Gray</b>	Setting Up and Marshalling	<b>Reuben Litherland</b>	Marshalling & PA
<b>Leo Sismey</b>	Setting Up	<b>Denis Latham</b>	Marshalling
<b>Dan Turnbull</b>	Race Control & Packing Away	<b>JJ Hughes-Dowd</b>	Marshalling & PA
<b>Dan Hughes-Dowd</b>	Race Control & Packing Away	<b>JT Hughes-Dowd</b>	Marshalling & PA
<b>Lewis Blacker</b>	Marshalling & Packing Away	<b>Ellis Woodhouse</b>	Marshalling
<b>Mike Graham</b>	Marshalling & Packing Away	<b>Jimmy Graham</b>	Marshalling & PA
<b>Andrew Woodhouse</b>	Marshalling	<b>Jenson Woodhouse</b>	Marshalling
<b>Alan Stevenson</b>	Marshalling	<b>Timmy Stevenson</b>	Marshalling
<b>Liam Smith</b>	Marshalling & Packing Away		

**2. JJ takes first Championship win - Juniors**

Our newest Champion **JJ Hughes-Dowd** celebrated his first Championship by winning a Final in both Junior and both Adult Club Nights at Pukekohe. In his 59 Junior Club Nights since 18Oct22 he has taken 27 Junior Poles (with 68 Individual Qualifying Rounds), 27 wins, 22 fastest laps and 23 best race laps. He hasn't rested on his laurels there having also recorded one Adult Pole together with three wins, a fastest lap and four best race laps. And that is in addition to three Carrera Digital wins and a fastest lap. Not a bad two years at DHORC! Again congrats JJ. Could he be the first Junior to take three Championships? Not if brother JT has anything to do with it!



dherc		HO Calendar 2024			dherc	
Day	Date	Location	Rounds	Track		
Tuesday	09-Jan	Table Tennis Room	1 (F1) 2 (GC)	Autodromo de Brasilia (New)		
Tuesday	30-Jan	Table Tennis Room	3 (F1)	Jacarepagua		
Tuesday	20-Feb	Table Tennis Room	4 (GC)	Fiorano (New)		
Tuesday	12-Mar	Table Tennis Room	5 (F1)	Jarama		
Tuesday	09-Apr	Table Tennis Room	6 (F1) 7 (GC)	Pukekohe Park (New)		
Tuesday	30-Apr	Table Tennis Room	8 (F1) 9 (GC)	Misano		
Sat/Sun	4/5 May	Donington Park	Corporate 1	Donington Historic Festival		
Tuesday	14-May	Table Tennis Room	10 (F1) 11 (GC)	Trois-Rivières (New)		
Saturday	25-May	Great Northern Classics	Corporate 2	Cars & Coffee		
Sunday	26-May	Donington Park	Corporate 3	British GT		
Tuesday	04-Jun	Table Tennis Room	12 (F1) 13 (GC)	Watkins Glen		
Sunday	26-May	TC Harrison	Corporate 4	Car Show		
Tuesday	25-Jun	Table Tennis Room	14 (F1) 15 (GC)	Autodromo de Brasilia		
Tuesday	16-Jul	Table Tennis Room	16 (F1) 17 (GC)	Jacarepagua		
Wednesday	17-Jul	Table Tennis Room	Corporate 5	RR Trent 1000/Trent 7000 Team		
Sunday	21-Jul	Mallory Park	Corporate 6	Ford RS Owners Club National Day		
Tuesday	23-Jul	Table Tennis Room	18 (F1) 19 (GC)	DHORCingham Oval		
Tuesday	06-Aug	Table Tennis Room	22 (F1) 23 (GC)	Fiorano		
Sat/Sun	10/11 Aug	Donington Park	Corporate 7	Convoy in the Park		
Sunday	18-Aug	Donington Park	Corporate 8	Tunerfest		
Saturday	31-Aug	Osmaston/Kedleston Rm	Corporate 9	DL&EV 100th Anniversary		
Tuesday	24-Sep	Table Tennis Room	24 (F1) 25 (GC)	Jarama		
Tuesday	01-Oct	Table Tennis Room	26 (F1) 27 (GC)	Pukekohe Park		
Saturday	05-Oct	Great Northern Classics	Corporate 10	Planes, Trains & Automobiles		
Tuesday	22-Oct	Table Tennis Room	28 (F1) 29 (GC)	Misano		
Tuesday	12-Nov	Table Tennis Room	30 (F1) 31 (GC)	Trois-Rivières		
Tuesday	19-Nov	Table Tennis Room		AGM		
Tuesday	26-Nov	Table Tennis Room	32 (F1) 33 (GC)	Watkins Glen		
Wednesday	27-Nov	Table Tennis Room	Corporate 11	Loughborough Ex Round Table		

dherc		CD Calendar 2024			Carrera DIGITAL	
Day	Date	Location	Rounds	Track		
Tuesday	02-Jan	Table Tennis Room	Test Night	Interlagos		
Tuesday	16-Jan	Table Tennis Room	1 2 3	Interlagos (New)		
Friday	19-Jan	Table Tennis Room	4 5	Monza (New)		
Saturday	20-Jan	Table Tennis Room	6 7 8 9	Monza		
Tuesday	13-Feb	Table Tennis Room	10 11 12	Interlagos		
Tuesday	27-Feb	Table Tennis Room	Test Night	Shanghai		
Tuesday	19-Mar	Table Tennis Room	13 14 15	Shanghai (New)		
Tuesday	16-Apr	Table Tennis Room	16 17 18/19	Shanghai <small>Spring Race</small>		
Tuesday	07-May	Table Tennis Room	Test Night	Rockingham		
Tuesday	28-May	Table Tennis Room	20 21 22	Rockingham (New)		
Friday	07-Jun	Table Tennis Room	23 24	Le Mans		
Saturday	08-Jun	Table Tennis Room	25 26 27 28	Le Mans		
Tuesday	18-Jun	Table Tennis Room	29 30 31	Rockingham		
Tuesday	02-Jul	Table Tennis Room	Test Night	Road America		
Tuesday	09-Jul	Table Tennis Room	32 33 34	Road America (New)		
Tuesday	30-Jul	Table Tennis Room	35 36 37	Road America		
Tuesday	20-Aug	Table Tennis Room	Test Night	Old Interlagos		
Tuesday	17-Sep	Table Tennis Room	38 39 40/41	Sakhir <small>Spring Race</small>		
Tuesday	15-Oct	Table Tennis Room	42 43 44	Fuji		
Friday	25-Oct	Table Tennis Room	45 46	Old Interlagos (New)		
Saturday	26-Oct	Table Tennis Room	47 48 49 50	Old Interlagos		
Tuesday	05-Nov	Table Tennis Room	51 52 53	Road Atlanta		
Tuesday	19-Nov	Table Tennis Room		AGM		
Saturday	23-Nov	Table Tennis Room	DISCA/DHORC	Sakhir 3 Hours - Oxigen/Carrera WEC		
Tuesday	03-Dec	Table Tennis Room	54 55 56	Brands Hatch		

### 3. Proposed ALTEN Corporate Event – 13Nov24

We are hoping that **Dan Turnbull** can organise another Corporate Event for his current firm ALTEN. They are world leaders in Engineering and IT Services.



We have run a couple of events for them in the past. The aim is to leave the Trois-Rivières circuit up from the 12Nov24 Club Night and run the same track on Wednesday 13Nov24. We should know if it is on during the next week or so.

### 4. Proposed RR Motor Club Corporate Event – 13Nov24

One of the “Rolls-Royce employees Motor Club” members approached us at the Great Northern Classics’ Planes, Trains and Automobiles event on Saturday. They asked if we could run a track at their Annual Dinner on, you guessed it, 13Nov24. So it could be a very busy evening! Based on below I think we are passed the “Proposed” stage!



## RReMC

Rolls-Royce employees Motor Club

*'Driven by Passion, United by Wheels'*



#### 🏎️ Slot Car Racing Fun:

Test your skills and have a go at slot car racing – a perfect mix of excitement and friendly competition! Curtesy of the Derby H:O Racing Club.

A tournament style format for all attendees with guaranteed races, as slowest qualifiers still feature in the final, plus a bonus competition, if you beat the track record (from the year) you win a ticket to any Donington 2025 event!

# Winners 2024

F1 Qualifies on Yellow & Red, F1 on Green & Blue Lanes up to Round 13

Day	Date	Rnd	Track	Final	Adults	Masters	Juniors	Early Parents
Tue	09-Jan	1	Brasilia	F1	S Goodlip	S Goodlip	JJ Hughes-Dowd	A Woodhouse
Tue	09-Jan	2	Brasilia	GC	A Smith	S Goodlip/P Rees	JJ Hughes-Dowd	A Stevenson
Tue	30-Jan	3	Jacarepagua	F1	S Goodlip	S Goodlip	JJ Hughes-Dowd	A Woodhouse
Tue	20-Feb	4	Fiorano	GC	A Smith	A Smith	JJ Hughes-Dowd	R Lawson
Tue	12-Mar	5	Jarama	F1	JJ Hughes-Dowd	S Gray	JJ Hughes-Dowd	A Stevenson
Tue	09-Apr	6	Pukekohe	F1	A Smith	A Smith	JJ Hughes-Dowd	A Woodhouse
Tue	09-Apr	7	Pukekohe	GC	A Smith	A Smith	JT Hughes-Dowd	A Woodhouse
Tue	23-Apr	8	Misano	F1	S Goodlip	N Sismey	JJ Hughes-Dowd	A Woodhouse
Tue	23-Apr	9	Misano	GC	A Smith	P Rees	JJ Hughes-Dowd	A Woodhouse
Tue	14-May	10	Trois-Rivieres	F1	P Rees	P Rees	JJ Hughes-Dowd	A Woodhouse
Tue	14-May	11	Trois-Rivieres	GC	A Smith	P Rees	JT Hughes-Dowd	A Woodhouse
Tue	04-Jun	12	Watkins Glen	F1	JJ Hughes-Dowd	A Smith (4)	JJ Hughes-Dowd	M Graham
Tue	04-Jun	13	Watkins Glen	GC	A Smith	S Gray	JJ Hughes-Dowd	A Stevenson
Tue	25-Jun	14	Brasilia	F1	A Smith	G Peach	JJ Hughes-Dowd	A Woodhouse
Tue	25-Jun	15	Brasilia	GC	L Pateman	N Sismey	JT Hughes-Dowd	A Woodhouse
Tue	16-Jul	16	Jacarepagua	F1	P Rees	N Sismey	JJ Hughes-Dowd	A Woodhouse
Tue	16-Jul	17	Jacarepagua	GC	A Smith	S Goodlip	JJ Hughes-Dowd	A Woodhouse
Tue	23-Jul	18	dhorcingham	F1	JJ Hughes-Dowd (3)	S Gray (3)	J Woodhouse	M Graham
Tue	23-Jul	19	dhorcingham	GC	L Pateman (2)	S Goodlip (5)	T Stevenson	A Stevenson (4)
Tue	23-Jul	20	dhorcingham	F1	A Smith	S Goodlip/A Smith	E Woodhouse	A Woodhouse
Tue	23-Jul	21	dhorcingham	GC	S Goodlip	S Goodlip/B Johnson	E Woodhouse (2)	A Woodhouse
Tue	06-Aug	22	Fiorano	F1	P Rees	N Sismey (4)	J Woodhouse	A Woodhouse
Tue	06-Aug	23	Fiorano	GC	A Smith (11)	B Johnson (2)	J Woodhouse (3)	A Woodhouse
Tue	10-Sep	24	Jarama	F1	S Goodlip	B Johnson/N Sismey	JJ Hughes-Dowd	A Woodhouse
Tue	10-Sep	25	Jarama	GC	S Goodlip (6)	N Sismey (6)	JJ Hughes-Dowd	A Woodhouse (18)
Tue	01-Oct	26	Pukekohe	F1	P Rees (4)	P Rees (5)	JJ Hughes-Dowd (17)	M Graham
Tue	01-Oct	27	Pukekohe	GC	C Bowles	S Goodlip/N Sismey	JT Hughes-Dowd (4)	M Graham (4)
Tue	22-Oct	28	Misano	F1				
Tue	22-Oct	29	Misano	GC				
Tue	12-Nov	30	Trois-Rivieres	F1				
Tue	12-Nov	31	Trois-Rivieres	GC				
Tue	26-Nov	32	Watkins Glen	F1				
Tue	26-Nov	33	Watkins Glen	GC				

## Race Winners

Adults	Masters	Juniors	Early Parents
Chris Bowles Adults	Nick / Simon Masters	JT Hughes-Dowd Juniors	Mike Graham Early Parents

## Continuous Club Night Attendance Records

Members below have built up ten or more continuous Club Night attendances, including DHORC 711:-

Nick Sismey	260 Club Nights	Stuart Gray	34	Phil Rees	29
Andrew Woodhouse	14	Ellis Woodhouse	14	Jenson Woodhouse	14
Lewis Blacker	12	Simon Goodlip	12	Reuben Litherland	12
Dan Turnbull	12				

**Record Continuous Club Night Attendance** Nick Sismey 260

**Record Continuous Evening Attendance** Nick Sismey 217

**Record Continuous Club Night Attendance from 1<sup>st</sup> Race** Martin Allsopp 131



## 5. Loughborough ex Round Table – 27Nov24

While at Great Northern Classics last week I was also contacted by a gentleman from the Ex Round Table social club in Loughborough. To cut a long story short we will also be keeping the Watkins Glen track, used for our last Club Nights of the year on 26Nov24, up after the evening to be used the following evening.



## 6. Ten years in the Table Tennis Room – 07Oct14 to 07Oct24

Today, 07Oct24, as we go to press, we celebrate 10-years of racing in the Table Tennis Room!

Our first race there was on 07Oct14 on the Misano circuit when half of the room was still painted dark green, as it was originally used, as the name suggests, for Table Tennis.

We ran 466 Club Nights while based in our former Refreshment Room and we have now run 245 Club Nights while based in what we still think is our new home, the Table Tennis Room. Both were/are situated on the current Derby Leisure & Events site, which was formerly Rolls-Royce (Aerospace) Leisure.

We have to thank the RR Leisure General Manager at the time, **Colin Bancroft**, who, when it was decided to raise the Refreshment Room to the ground to enable a new office/conference facility to be built, made sure DHORC could continue in an even better home. The Table Tennis Room was twice the size of the Refreshment Room which enabled us to expand the club in a big way!



Derby HO Racing Club f  
www.dharc.co.uk

# dharc

Home of HO Le Mans

TOMY ARK  
TYCO

07984 33032 | dsmey80@hotmail.co.uk

# Official Clothing

Derby HO Racing Club f  
www.dharc.co.uk

# dharc

Home of HO Le Mans

Carrera  
DIGITAL

07984 33032 | dsmey80@hotmail.co.uk



Derby HO Racing Club f  
www.dharc.co.uk

# dharc

Home of HO Le Mans

TOMY ARK  
TYCO

07984 33032 | dsmey80@hotmail.co.uk

# Polo Shirts

Derby HO Racing Club f  
www.dharc.co.uk

# dharc

Home of HO Le Mans

Carrera  
DIGITAL

07984 33032 | dsmey80@hotmail.co.uk

# Polo Shirts



Derby HO Racing Club f  
www.dharc.co.uk

# dharc

Home of HO Le Mans

TOMY ARK  
TYCO

07984 33032 | dsmey80@hotmail.co.uk

# Hoodies



Derby HO Racing Club f  
www.dharc.co.uk

# dharc

Home of HO Le Mans

TOMY ARK  
TYCO

07984 33032 | dsmey80@hotmail.co.uk

# Caps

Contact  
Nick Sismey



# Slot Cars & Spares



## Open Wheel (F1)

Body	£10.00	Bulkhead	£3.70
Chassis	£10.00	Armature	£5.60
Whole Car	£20.00	Crown/Pinlon Gear	£2.50
Pickup Shoes (Pair)	£1.20	Rear Tyres (Pair)	£2.00
Pickup Springs	£0.82	Sponge (Pair)	£2.50
Pinlon Gear	£1.50	Rear Axle with tyres	£4.50
Front Tyres (Pair)	£1.00	Guide Pins	£1.20
Front Axle	£2.00	Traction Magnets (Pair)	£2.00
Brush Springs (Pair)	£1.18	Brush Tubes (Pair)	£2.00
Brushes (Pair)	£1.70		
Motor Magnets (Pair)	£2.45		



## Enclosed Wheel (GC)



VSR Chassis	£30.00	Viper Endbell	£7.45
Painted Lexan Body	£10.00	Armature	£4.95
Pickup Shoes (Pair)	£1.40	22T VSR Crown Gear	£2.08
Pickup Springs	£0.52	Rear Tyres (Pair)	£2.50
#417 7T Delrin Pinlon Gear	£1.38	Guide Pins	£2.25
Front Axle, Wheels and Tyres	£4.00	VSR Pro Blank Chassis	£8.50
Rear Axle, Crown Gear & Tyres	£8.00		
Rear Narrow Hubs (Pair)	£3.00		

Please Note: The Spares box may carry more items than listed here.



Updated 22May24



Visit our  
Facebook Page  
or the back of  
this magazine



Clear plastic bodies to suit a variety of HO  
chassis. Many not found elsewhere



# Race Report



Round 27

Pukekohe – GC

01 October 2024



Chris Bowles (right) preparing his cars prior to his 1<sup>st</sup> win of the year, alongside friend and work colleague Denis Latham.

**Rounds 6 & 7** **Pukekohe (New Zealand)** **Rounds 26 & 27**

**Previous Results**

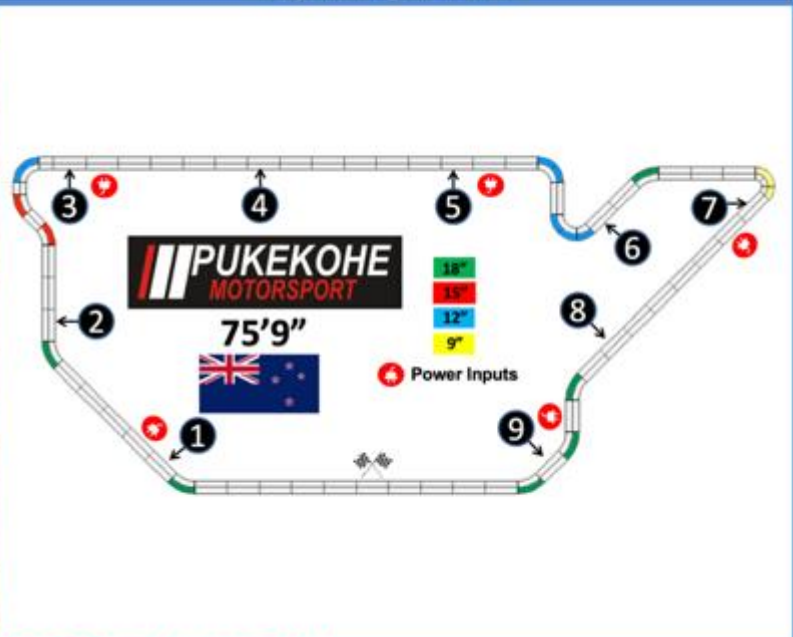
				1st	2nd	3rd
<b>Adults</b>						
DHORC 690 F1	09-Apr	2024	75'9"	A Smith	P Rees	R Litherland
DHORC 691 GC	09-Apr	2024	75'9"	A Smith	R Litherland	N Sismey
DHORC 710 F1	01-Oct	2024	75'9"	P Rees	C Bowles	S Goodlip
DHORC 711 GC	01-Oct	2024	75'9"	C Bowles	S Goodlip	L Blacker
<b>Juniors</b>						
DHORC 690 F1	09-Apr	2024	75'9"	JJ Hughes-Dowd	J Woodhouse	J Lawson
DHORC 691 GC	09-Apr	2024	75'9"	JT Hughes-Dowd	J Woodhouse	J Lawson
DHORC 710 F1	01-Oct	2024	75'9"	JJ Hughes-Dowd	JT Hughes-Dowd	J Woodhouse
DHORC 711 GC	01-Oct	2024	75'9"	JT Hughes-Dowd	JJ Hughes-Dowd	J Woodhouse

**Circuit Records**

Lap Length 75' 9"

**Qualifying**

F1/GC	TBA	
<b>F1</b>	S Goodlip.	01Oct24
	62.5 Laps	
<b>GC</b>	A Smith	09Apr24
	90.8 Laps	
<b>Fastest Laps</b>		
<b>F1</b>	S Goodlip.	01Oct24
	4.79 secs	
<b>GC</b>	A Smith	09Apr24
	3.47 secs	
<b>Race Laps</b>		
<b>F1</b>	S Goodlip.	01Oct24
	33.6 Laps	
<b>GC</b>	A Smith	09Apr24
	45.6 Laps	
<b>Final Points</b>		
6.5 Points	L Blacker	09Apr24



**DHORC 710 & 711**

Lewis Blacker learning the tricks of Parc Ferme from Phil Rees





Dan Hughes-Dowd kicked off the Evening at Race Control with Dan Turnbull taking over later.






GC Finals ADULT REPORT GC Finals


## Chris back in the Winners Circle

**'A' Final** – After so nearly taking victory in the earlier F1 'A' Final **Chris Bowles** made amends in GC, taking his second career victory over **Simon Goodlip** by exactly two laps. Chris' first victory was at DHORC 681 in the Nashville F1 Club Night on 14Nov23, so he has a win in both classes now! **Lewis Blacker** broke the hearts of the other 'B' Finalists as he moved up to the 'A' to equal his best HO finish with third, another 2.4 laps back.

While Chris was sipping the champagne it was Simon who took home all of the other accolades. His 100<sup>th</sup> Pole position and sixth of the year, by a staggering 9.1 laps came thanks to his 70<sup>th</sup> (7<sup>th</sup>) best race laps while he set his 80<sup>th</sup> (6<sup>th</sup>) fastest lap in the Final. This is the first time he has set four fastest laps in a row! Based on his best runs on the night you wouldn't have bet against him taking victory, but Finals are a different kettle of fish to Qualy. Still he has now taken 181 points out of Angus Smith's Championship lead over the last four Club Nights reducing the deficit to 69 points, Angus having been absent from all four.

**Reuben Litherland** struggled with his car's handling on Yellow Lane so called it a day after five laps so he wouldn't get in anyone's way!





“Let’s get this party started!” – Although Denis looks ready for bed!

**'B' Final** – **Nick Sismey** lapped quicker than Lewis here (only 0.09 seconds quicker) but he just couldn't maintain the incredible pace they both showed in the opening minute of the race. As Dan T exclaimed at Race Control, "They seemed stuck together". Which was quite apt as two of the cars did keep sticking together on the grid before the start. Just like the 'C' Final Simon tried to fix but in the end they had to borrow a body from Phil!

Lewis finally eked out a 0.3 lap lead, which gave him the golden ticket to the 'A'. Exactly three laps behind Nick was **Phil Rees**, however his four wins in 2024 to Nick's none keeps Phil 68 points ahead in the Championship, in third place. These two were the first of three racers to surpass the maximum 25 or 75% scores of the year in their 27<sup>th</sup> Club Night so had to have their two lowest scores taken away.

Another 4.6 laps back in 7<sup>th</sup> was **JT Hughes-Dowd** after winning through from the 'B'. This was JT's 20<sup>th</sup> Adult Club Night, and he was the second Adult to achieve this on the night. He becomes our 95<sup>th</sup> Adult Member to achieve this goal!

**'C' Final** – Dad **Dan Hughes-Dowd** pushed son JT all the way in the 'C', lapping much quicker, losing out by a mere 0.4 laps. **JJ Hughes-Dowd** made it an all family affair from 7<sup>th</sup> through to 9<sup>th</sup>, winning his fourth Final from four Club Night starts at Pukekohe and finishing 3.2 laps behind dad. He had jumped from 16<sup>th</sup> and very last in Qualy all the way up to that 9<sup>th</sup> place finish though!

In the Final Challenge JJ continues to keep Lewis at bay, extending his lead from 10.5 to 11.5 points, with another 5.5 points at Pukekohe, despite Lewis taking the 'B' Final win. Simon remains in third, but Lewis has widened the gap from 4.0 to 6.0 points.

**Dan Turnbull** shared the 'C' Final grid with fellow Race Controller Dan H-D. He would again make the top ten, also finishing a mere 0.4 laps down, but this time behind JJ.

**'D' Final** – **Liam Smith** couldn't make it two Final wins in two Club Nights as JJ was just too consistent, gapping Liam by 1.6 laps despite Liam being much the quicker of the two! **Denis Latham** was pleased to see his work mate and friend Chris' success in the 'A', however he had to settle for 12<sup>th</sup>. Another one a mere 0.4 laps back, from Liam this time. **Stuart Gray** lapped just 0.08 second slower than Denis but lost out to the tune of 1.8 laps by the time the flag dropped in 14<sup>th</sup>. Stuart was the third Member to surpass the 25 Club Nights so drops his two worst scores.

**'Early Parents' E' Final** – **Mike Graham** was our 94<sup>th</sup> Adult to reach 20 Club Nights and he put that to good use converting second on the Early Final grid into his fourth win and 14<sup>th</sup> overall! Championship leader by some margin, **Andrew Woodhouse**, was precisely two laps back while Pole sitter **Alan Stevenson** again took 16<sup>th</sup> and another Wooden Spoon.

#### MASTERS REPORT

### Nick & Simon share the spoils!

Nick and Simon shared the spoils in GC, both taking second in their respective Finals, this the Master win. With Phil third in his Final and Stuart fourth in his, they took third and fourth respectively overall.

Simon's win sees him increase his lead from 0.5 points to 2.0 in the Championship but over Nick. Angus is now in third a point further back.





JT Hughes-Dowd took his 4<sup>th</sup> Junior win as well as the Adult 'C' Final win

JUNIOR REPORT

## JT takes win as JJ takes Championship

**'A' Final** – JT Hughes-Dowd made sure the night wasn't all about JJ Hughes-Dowd as he took his fourth career Junior win, beating his younger brother by 1.6 laps. JJ had to work his way up from the 'B' to take his older brother on, beating Jenson Woodhouse to second on the Podium by no less than 4.9 laps! Second however was good enough for JJ to take his very first Championship, the Juniors, with 17 wins to date. Congratulations JJ, see Page 5.

JT's fourth Pole also came with a track record. His 68.0 laps beat JJ's 61.5 laps set on 09Apr24. To add to this JT also set his fourth best race laps and again with it a track record. His 36.2 laps smashed the absent Jacob Lawson's 31.3 laps, also set in April. Although it wasn't a track record JT also set his fifth fastest lap of this year. And this all happened in his 20<sup>th</sup> Club Night as a Junior, a feat which he also shared in the Juniors with Jimmy Graham who took fourth 1.8 laps behind Jenson. JT was the 84<sup>th</sup> Junior to reach 20 Club Nights, Jimmy the 85<sup>th</sup>.

**Round 27 - JUNIORS**  
**Pukekohe GC - New Zealand**  
**01 October 2024**

2<sup>nd</sup>  
**JJ Hughes-Dowd**

1<sup>st</sup>  
**JT Hughes-Dowd**

3<sup>rd</sup>  
**Jenson Woodhouse**

**'B' Final** – Ellis Woodhouse was JJ's thorn in the side in the 'B' but even he was 6.8 laps down while Timmy Stevenson had to take a time out in the Final, finishing sixth.

Tommy Tyco



Reuben Litherland took 4<sup>th</sup> in the Adults, Timmy Stevenson 6<sup>th</sup> in the Juniors and Alan Stevenson 16<sup>th</sup> after taking Pole for the Early Final



Jimmy Graham took two 4<sup>th</sup> place finishes at Pukekohe

# Race Results



Who Came Where?

Who Scored What?




**Simon Goodlip has closed the gap to Angus Smith in the Championship by 181 points over the last four Club Nights reducing the deficit to 69 points. He also took his 100<sup>th</sup> Pole Position at DHORC 711.**



**Stuart Gray again helped to set up and took 13<sup>th</sup> while Andrew Woodhouse finished 15<sup>th</sup>**




DERBY H:O RACING CLUB CHAMPIONSHIP RACE 711															
Pukekohe GC - 01 October 2024 - Round 27															
MASTER POINTS TABLE (NM = NON MEMBER)															
															
QUALIFYING			FINAL POSITIONS				FASTEST LAPS				POINTS TOTAL				
POS	ADULT	LAPS	POS	ADULT	PTS	POS	ADULT	TIME	MPH	POS	ADULT	LAPS	POS	ADULT	PTS
1	Goodlip (M)	84.5	1	C Bowles	45	1	S Goodlip (M)	3.49	14.799	1	S Goodlip (M)	44.9	1	C Bowles	45
2	C Bowles	75.4	2	S Goodlip (M)	38	2	C Bowles	3.62	14.267	2	C Bowles	41.9	2	S Goodlip (M)	43
3	R Litherland	74.9	3	L Blacker	34	3	L Blacker	4.02	12.848	3	L Blacker	40.1	3	L Blacker	34
4	L Blacker	74.4	4	R Litherland	31	4	N Sismey (M)	4.04	12.784	4	R Litherland	39.8	4	R Litherland	31
5	N Sismey (M)	72.9	5	N Sismey (M)	29	5	R Litherland	4.13	12.506	5	R Litherland	39.6	5	N Sismey (M)	29
6	P Rees (M)	69.7	6	P Rees (M)	28	6	D Hughes-Dowd	4.17	12.386	6	P Rees (M)	36.8	6	P Rees (M)	28
7	JT Hughes-Dowd	68.0	7	JT Hughes-Dowd	27	7	L Smith	4.26	12.124	7	JT Hughes-Dowd	36.2	7	JT Hughes-Dowd	27
8	D Turnbull	63.3	8	D Hughes-Dowd	26	8	P Rees (M)	4.33	11.928	8	JJ Hughes-Dowd	35.5	8	D Hughes-Dowd	26
9	D Hughes-Dowd	63.1	9	JJ Hughes-Dowd	25	9	JT Hughes-Dowd	4.51	11.452	9	D Hughes-Dowd	35.2	9	JJ Hughes-Dowd	25
10	L Smith	62.8	10	D Turnbull	24	9	JJ Hughes-Dowd	4.51	11.452	10	L Smith	33.9	10	D Turnbull	24
11	S Gray (M)	61.9	11	L Smith	23	11	D Turnbull	4.70	10.989	11	D Latham	33.5	11	L Smith	23
12	D Latham	61.3	12	D Latham	22	11	S Gray (M)	4.70	10.989	12	S Gray (M)	33.2	12	D Latham	22
13	A Stevenson	60.2	13	S Gray (M)	21	13	A Stevenson	4.76	10.850	13	A Stevenson	32.9	13	S Gray (M)	21
14	M Graham	58.1	14	M Graham	20	14	D Latham	4.80	10.760	14	M Graham	32.3	14	M Graham	20
15	A Woodhouse	55.7	15	A Woodhouse	19	15	M Graham	4.95	10.434	15	D Turnbull	32.1	15	A Woodhouse	19
16	JJ Hughes-Dowd	49.0	16	A Stevenson	18	16	A Woodhouse	4.99	10.350	16	A Woodhouse	30.9	16	A Stevenson	18
QUALIFYING			FINAL POSITIONS				FASTEST LAPS				POINTS TOTAL				
POS	JUNIOR	LAPS	POS	JUNIOR	PTS	POS	JUNIOR	TIME	MPH	POS	JUNIOR	LAPS	POS	JUNIOR	PTS
1	JT Hughes-Dowd	68.0	1	JT Hughes-Dowd	45	1	JT Hughes-Dowd	4.54	11.376	1	JT Hughes-Dowd	36.2	1	JT Hughes-Dowd	50
2	J Woodhouse	60.0	2	JJ Hughes-Dowd	38	2	JJ Hughes-Dowd	4.65	11.107	2	JJ Hughes-Dowd	33.6	2	JJ Hughes-Dowd	38
3	J Graham	53.0	3	J Woodhouse	34	3	J Woodhouse	4.87	10.605	3	J Woodhouse	31.7	3	J Woodhouse	34
4	T Stevenson	49.7	4	J Graham	31	4	J Graham	5.31	9.727	4	J Graham	27.8	4	J Graham	31
5	JJ Hughes-Dowd	49.0	5	E Woodhouse	29	5	E Woodhouse	5.42	9.529	5	T Stevenson	27.1	5	E Woodhouse	29
6	E Woodhouse	47.8	6	T Stevenson	28	6	T Stevenson	5.48	9.425	6	E Woodhouse	25.6	6	T Stevenson	28

Final Points		
POS	ADULT	PTS
1	L Blacker	3.0
1	JJ Hughes-Dowd	3.0
3	JT Hughes-Dowd	2.5
4	C Bowles	2.0
5	S Goodlip (M)	1.5
5	N Sismey (M)	1.5
5	D Hughes-Dowd	1.5
5	L Smith	1.5
9	P Rees (M)	1.0
9	D Latham	1.0
11	R Litherland	0.5
11	D Turnbull	0.5
11	S Gray (M)	0.5
14	A Stevenson	0.0
14	M Graham	0.0
14	A Woodhouse	0.0
FINAL POINTS		
POS	ADULT	PTS
1	JJ Hughes-Dowd	3.5
2	JT Hughes-Dowd	2.0
3	E Woodhouse	1.5
4	J Woodhouse	1.0
4	T Stevenson	1.0
6	J Graham	0.5



CL		NAME		YELLOW		RED		FIN		FINAL 1		FINAL 2		FINAL 3		BEST		TOTAL			
				LAPS	TIME	LAPS	TIME	POS	PTS	LAPS	TIME	LAPS	TIME	LAPS	TIME	LAPS	TIME	LAPS	TIME	LAPS	TIME
A	S	Goodlip (M)	39.6	4.22	44.9	3.57	84.5	A2	1.5	39.9	3.49					44.9	3.49	124.4			
A	C	Bowles	35.3	3.97	40.1	3.62	75.4	A1	2.0	41.9	3.70					41.9	3.62	117.3			
A	R	Litherland	35.3	4.48	39.6	4.13	74.9	A4	0.5	5.9	4.25					39.6	4.13	80.8			
A	L	Blacker	36.5	4.69	37.9	4.51	74.4	A3	3.0	40.1	4.13	37.5	4.02			40.1	4.02	152.0			
A	N	Sismey (M)	35.1	4.51	37.8	4.38	72.9	B2	1.5	39.8	4.04					39.8	4.04	112.7			
A	P	Rees (M)	34.1	4.77	35.6	4.59	69.7	B3	1.0	36.8	4.33					36.8	4.33	106.5			
A	JT	Hughes-Dowd	31.8	4.86	36.2	4.54	68.0	B4	2.5	35.6	4.78	32.2	4.51			36.2	4.51	67.8			
A	D	Turnbull	31.2	5.12	32.1	5.23	63.3	C4	0.5	31.6	4.70					32.1	4.70	94.9			
A	D	Hughes-Dowd	27.9	4.44	35.2	4.17	63.1	C2	1.5	35.2	4.17					35.2	4.17	98.3			
A	L	Smith	30.2	4.74	32.6	4.35	62.8	D2	1.5	33.9	4.26					33.9	4.26	96.7			
A	S	Gray (M)	28.7	5.49	33.2	4.70	61.9	D4	0.5	31.7	4.88					33.2	4.70	93.6			
A	D	Latham	30.1	5.02	31.2	4.90	61.3	D3	1.0	33.5	4.80					33.5	4.80	94.8			
A	A	Stevenson	27.3	5.71	32.9	4.76	60.2	E3	0.0	30.3	5.19					32.9	4.76	90.5			
A	M	Graham	28.9	5.34	29.2	5.17	58.1	E1	0.0	32.3	4.95					32.3	4.95	90.4			
A	A	Woodhouse	26.5	5.15	29.2	5.66	55.7	E2	0.0	30.9	4.99					30.9	4.99	86.6			
A	JJ	Hughes-Dowd	19.8	5.03	29.2	4.73	49.0	C3	3.0	35.5	4.61	32.0	4.51			35.5	4.51	67.5			
J	JT	Hughes-Dowd	31.8	4.86	36.2	4.54	68.0	A1	2.0	35.2	4.78					36.2	4.54	103.2			
J	J	Woodhouse	28.3	5.24	31.7	4.87	60.0	A3	1.0	28.7	5.01					31.7	4.87	88.7			
J	J	Graham	25.2	5.82	27.8	5.31	53.0	A4	0.5	26.9	5.36					27.8	5.31	79.9			
J	T	Stevenson	22.6	6.00	27.1	5.48	49.7	B3	1.0	15.3	5.51					27.1	5.48	65.0			
J	JJ	Hughes-Dowd	19.8	5.03	29.2	4.73	49.0	A2	3.5	29.8	5.19	33.6	4.65			33.6	4.65	112.4			
J	E	Woodhouse	22.2	6.60	25.6	5.42	47.8	B2	1.5	23.0	5.88					25.6	5.42	70.8			
														TOTAL FEET		158,681.1		TOTAL LAPS		2,094.8	




Go!!!

Everyone's  
**Best Results**  
At This Circuit



**What are my Best Scores?**  
**Who Have I Beaten?**



Finals' Parc Ferme

Pukekohe Best Off Chart 3 - GC																	
Qualifying						Fastest Laps						Race Laps					
Pos	Adult	Laps	MPH	Date	Pos	Adult	Time	MPH	Date	Pos	Adult	Laps	MPH	Date			
1	A Smith (M)	90.8	13.027	09-Apr-24	1	A Smith (M)	3.47	14.884	09-Apr-24	1	A Smith (M)	45.6	13.084	09-Apr-24			
2	S Goodlip (M)	84.5	12.123	01-Oct-24	2	S Goodlip (M)	3.49	14.799	01-Oct-24	2	S Goodlip (M)	44.9	12.883	01-Oct-24			
3	R Litherland	76.7	11.004	09-Apr-24	3	C Bowles	3.62	14.267	01-Oct-24	3	C Bowles	41.9	12.022	01-Oct-24			
4	C Bowles	75.4	10.817	01-Oct-24	4	R Litherland	3.76	13.736	09-Apr-24	4	R Litherland	41.2	11.822	09-Apr-24			
5	L Blacker	74.4	10.674	01-Oct-24	5	L Blacker	3.86	13.380	09-Apr-24	5	L Blacker	40.1	11.506	01-Oct-24			
6	N Sismey (M)	72.9	10.459	01-Oct-24	6	N Sismey (M)	3.98	12.977	09-Apr-24	6	N Sismey (M)	39.8	11.420	01-Oct-24			
7	D Hughes-Dowd	70.5	10.114	09-Apr-24	7	D Hughes-Dowd	4.17	12.386	01-Oct-24	7	P Rees (M)	38.1	10.932	09-Apr-24			
8	P Rees (M)	69.7	10.000	01-Oct-24	8	P Rees (M)	4.18	12.356	09-Apr-24	8	JT Hughes-Dowd	36.2	10.387	09-Apr-24			
9	JT Hughes-Dowd	68.0	9.756	01-Oct-24	9	L Smith	4.26	12.124	01-Oct-24	9	D Hughes-Dowd	35.9	10.301	09-Apr-24			
10	D Turnbull	63.3	9.081	01-Oct-24	10	JT Hughes-Dowd	4.29	12.039	09-Apr-24	10	JJ Hughes-Dowd	35.5	10.186	01-Oct-24			
11	L Smith	62.8	9.010	01-Oct-24	11	JJ Hughes-Dowd	4.35	11.873	09-Apr-24	11	L Smith	33.9	9.727	01-Oct-24			
12	S Gray (M)	61.9	8.881	01-Oct-24	12	B Johnson (M)	4.55	11.351	09-Apr-24	12	D Latham	33.5	9.612	01-Oct-24			
13	D Latham	61.3	8.794	01-Oct-24	13	J Lawson	4.65	11.107	09-Apr-24	13	R Lawson	33.2	9.526	09-Apr-24			
14	A Woodhouse	60.8	8.723	09-Apr-24	14	S Gray (M)	4.70	10.989	01-Oct-24	13	S Gray (M)	33.2	9.526	01-Oct-24			
15	A Stevenson	60.2	8.637	01-Oct-24	14	D Turnbull	4.70	10.989	01-Oct-24	15	A Stevenson	32.9	9.440	01-Oct-24			
16	R Lawson	60.1	8.622	09-Apr-24	16	A Stevenson	4.76	10.850	01-Oct-24	16	A Woodhouse	32.3	9.268	09-Apr-24			
17	J Lawson	59.5	8.536	09-Apr-24	17	D Latham	4.80	10.760	01-Oct-24	16	M Graham	32.3	9.268	01-Oct-24			
18	M Graham	58.1	8.335	01-Oct-24	18	M Graham	4.82	10.715	09-Apr-24	18	D Turnbull	32.1	9.211	01-Oct-24			
19	B Johnson (M)	56.2	8.063	09-Apr-24	19	A Woodhouse	4.94	10.455	09-Apr-24	19	J Lawson	31.3	8.981	09-Apr-24			
20	JJ Hughes-Dowd	49.0	7.030	01-Oct-24	20	R Lawson	5.06	10.207	09-Apr-24	20	B Johnson (M)	31.0	8.895	09-Apr-24			
Pos	Junior	Laps	MPH	Date	Pos	Junior	Time	MPH	Date	Pos	Junior	Laps	MPH	Date			
1	JT Hughes-Dowd	68.0	9.756	01-Oct-24	1	JJ Hughes-Dowd	4.35	11.873	09-Apr-24	1	JT Hughes-Dowd	36.2	10.387	01-Oct-24			
2	J Woodhouse	60.0	8.608	01-Oct-24	2	JT Hughes-Dowd	4.54	11.376	01-Oct-24	2	JJ Hughes-Dowd	33.6	9.641	01-Oct-24			
3	J Lawson	59.5	8.536	09-Apr-24	3	J Lawson	4.65	11.107	09-Apr-24	3	J Woodhouse	31.7	9.096	01-Oct-24			
4	J Graham	54.1	7.762	09-Apr-24	4	J Woodhouse	4.87	10.605	01-Oct-24	4	J Lawson	31.3	8.981	09-Apr-24			
5	T Stevenson	52.3	7.503	09-Apr-24	5	J Graham	5.25	9.838	09-Apr-24	5	J Graham	27.9	8.005	09-Apr-24			
6	JJ Hughes-Dowd	49.0	7.030	01-Oct-24	6	E Woodhouse	5.42	9.529	01-Oct-24	6	T Stevenson	27.1	7.776	01-Oct-24			
7	E Woodhouse	47.8	6.858	01-Oct-24	7	T Stevenson	5.48	9.425	01-Oct-24	7	E Woodhouse	25.6	7.345	01-Oct-24			



Junior 'B' – Winner JJ, Ellis Woodhouse (5<sup>th</sup>) and Timmy (6<sup>th</sup>)





# Championship Tables



Those All Important  
**Points!**

# Championship Leaders 01Oct24 After Round 27



## Adult

### Championship

Angus Smith

### Challenge

JJ Hughes-Dowd

### King of Speed

Simon Goodlip

Top Adult Points at dhorcingham oval

## Junior

### Championship

JJ Hughes-Dowd

### Challenge

JJ Hughes-Dowd

### King of Speed

Ellis Woodhouse

Top Junior Points at dhorcingham oval

## Other

### Masters (56+)

Simon Goodlip

### Early Parents

Andrew Woodhouse

### Alan Bullock

Angus Smith

Winner of last Adult Club Night in August

### Bob Chadwick

TBA

Winner of last Adult Club Night in October

Key: **Green** = Champion



**“Wow look what odds I have for the win!” Junior ‘A’ – JJ second and his first Championship win, Jenson Woodhouse (3<sup>rd</sup>), JT winner for the fourth time and Jimmy (4<sup>th</sup>)**



DHORC Championship 2024 Rnd 27					
Pos	Competitor	Wins	Total	Best (75%)	Diff
	Name		33	25	
(Adults)			Scores	Scores	
1	A Smith (M)	11	940	940	
2	S Goodlip (M)	6	871	871	69
3	P Rees (M)	4	839	803	68
4	N Sismey (M)		777	739	64
5	JJ Hughes-Dowd	3	712	712	27
6	L Blacker		638	638	74
7	R Litherland		627	627	11
8	L Pateman	2	614	614	13
9	D Turnbull		546	546	68
10	S Gray (M)		579	545	1
11	D Hughes-Dowd		530	530	15
12	A Woodhouse		491	491	39
13	JT Hughes-Dowd		480	480	11
14	D Latham		459	459	21
15	B Johnson (M)		422	422	37
16	C Bowles	1	394	394	28
17	M Graham		392	392	2
18	A Stevenson		385	385	7
19	G Peach (M)		290	290	95
20	L Smith		287	287	3
21	M Dutson		255	255	32
22	R Lawson		173	173	82
23	J Lawson		156	156	17
24	A Turnbull		69	69	87
25	J Graham		48	48	21
26	S Smith		41	41	7
26	H Smith		41	41	
Pos	(Juniors)	Wins	Total	75%	Diff
1	JJ Hughes-Dowd	17	1119	1119	
2	J Woodhouse	3	942	942	177
3	JT Hughes-Dowd	4	735	735	207
4	T Stevenson	1	657	657	78
5	J Graham		621	621	36
6	E Woodhouse	2	573	573	48
7	J Lawson		274	274	299
Pos	(Masters)	Wins	Total	75%	Diff
1	S Goodlip (M)	8	44.5	44.5	
2	N Sismey (M)	6	43.5	42.5	2.0
3	A Smith (M)	5	41.5	41.5	1.0
4	P Rees (M)	5	42.0	41.0	0.5
5	S Gray (M)	3	34.0	33.0	8.0
6	B Johnson (M)	3	29.0	29.0	4.0
7	G Peach (M)	1	13	13	16
Pos	(Early Parents)	Wins	Total	75%	Diff
1	A Woodhouse	18	491	491	
2	A Stevenson	4	385	385	106
3	M Graham	4	349	349	36
4	R Lawson	1	18	18	331

DHORC Challenge 2024 Rnd 27				
Pos	Competitor	Wins	Results	
			(33)	Turn Up
(Adult)			Points	Rate
1	JJ Hughes-Dowd	18	62.0	92.59%
2	L Blacker	9	50.5	85.19%
3	S Goodlip (M)	10	44.5	81.48%
4	N Sismey (M)	6	43.5	100.00%
5	P Rees (M)	7	42.0	100.00%
6	A Smith (M)	13	41.5	85.19%
7	JT Hughes-Dowd	7	40.0	83.33%
8	R Litherland	4	35.5	74.07%
9	S Gray	4	34.0	100.00%
10	D Turnbull	3	32.5	81.48%
11	D Hughes-Dowd	3	32.0	85.19%
12	L Pateman	5	31.0	70.37%
13	D Latham	2	30.5	76.00%
14	B Johnson (M)	3	29.0	66.67%
15	C Bowles	5	27.0	53.85%
16	L Smith	4	20.5	46.15%
17	J Lawson	5	18.0	28.00%
18	G Peach (M)	1	13.0	37.04%
19	R Lawson	2	11.5	32.00%
20	M Dutson	0	5.5	56.00%
21	J Graham	1	4.5	50.00%
22	H Smith	1	4.0	7.41%
23	A Turnbull	0	2.0	7.41%
23	S Smith	0	2.0	7.41%
25	M Graham	0	1.5	91.67%
26	A Woodhouse	0	0.0	92.59%
26	A Stevenson	0	0.0	74.07%
Pos	(Junior)	Wins	Points	Rate
1	JJ Hughes-Dowd	19	53.0	92.59%
2	J Woodhouse	7	48.0	92.59%
3	JT Hughes-Dowd	8	38.5	83.33%
4	J Graham	3	31.5	83.33%
5	E Woodhouse	1	31.0	81.82%
6	T Stevenson	2	30.5	74.07%
7	J Lawson	2	12.0	32.00%



Early Final – Andrew (15<sup>th</sup>), Alan (16<sup>th</sup>) and winner for the fourth time Mike (14<sup>th</sup>)



DHORC Championship 2024 Round 27 (1 of 2)																						
Pos	Competitor Name (Adults)	Wins	BRA F1	BRA GC	JAC F1	FIO GC	JAR F1	PUK F1	PUK GC	MIS F1	MIS GC	TR F1	TR GC	WG	WG	BRA F1	Total	Best (75%)	Diff			
			09-Jan	09-Jan	30-Jan	20-Feb	12-Mar	09-Apr	09-Apr	30-Apr	30-Apr	14-May	14-May	04-Jun	04-Jun	25-Jun	33 Scores	25 Scores				
1	A Smith (M)	11	28	50	42	49	33	48	50	36	50	38	50	34	46	50	940	940				
2	S Goodlip (M)	6	47	31	46	DNS	40	DNS	DNS	47	38	37	31	31	40	DNS	871	871	69			
3	P Rees (M)	4	25	24	26	25	26	38	29	29	34	47	34	40	29	27	839	803	68			
4	N Stamey (M)		24	28	29	28	27	29	34	31	29	29	38	27	28	29	777	739	64			
5	JJ Hughes-Dowd	3	34	21	25	26	45	31	22	27	21	31	28	46	25	38	712	712	27			
6	L Blacker		23	27	28	27	29	28	31	25	28	27	25	DNS	DNS	DNS	638	638	74			
7	R Litherland		41	34	DNS	34	28	36	38	DNS	DNS	DNS	DNS	28	31	DNS	627	627	11			
8	L Pateman	2	26	29	27	39	35	DNS	DNS	39	31	DNS	DNS	31	36	31	614	614	13			
9	D Turnbull		27	25	22	DNS	24	DNS	DNS	24	26	25	26	26	27	DNS	546	546	68			
10	S Gray (M)		18	19	18	19	21	22	24	20	20	22	21	24	24	23	579	545	1			
11	D Hughes-Dowd		22	23	21	23	22	25	27	DNS	DNS	24	27	23	22	26	530	530	15			
12	A Woodhouse		17	16	15	17	18	21	21	19	19	19	19	DNS	DNS	21	491	491	39			
13	JT Hughes-Dowd		DNS	DNS	DNS	21	20	24	28	21	23	23	24	DNS	DNS	28	480	480	11			
14	D Latham		DNS	DNS	23	22	25	DNS	DNS	26	24	26	23	25	26	DNS	459	459	21			
15	B Johnson (M)		20	18	19	DNS	23	26	23	22	22	DNS	DNS	DNS	DNS	25	422	422	37			
16	C Bowles	1	DNS	DNS	34	31	DNS	DNS	DNS	23	27	DNS	DNS	22	23	DNS	394	394	28			
17	M Graham		DNS	DNS	DNS	15	17	20	20	DNS	DNS	18	18	21	20	20	392	392	2			
18	A Stevenson		16	17	DNS	16	19	19	19	18	18	DNS	DNS	20	21	19	385	385	7			
19	G Peach (M)		29	26	31	29	DNS	DNS	DNS	28	25	28	29	DNS	DNS	34	290	290	95			
20	L Smith		DNS	DNS	24	24	DNS	DNS	DNS	DNS	DNS	DNS	DNS	DNS	DNS	24	287	287	3			
21	M Dutton		DNS	DNS	16	20	DNS	DNS	DNS	DNS	DNS	DNS	DNS	DNS	DNS	22	255	255	32			
22	R Lawson		DNS	DNS	17	18	DNS	27	26	DNS	DNS	20	22	DNS	DNS	DNS	173	173	82			
23	J Lawson		DNS	DNS	20	DNS	DNS	23	25	DNS	DNS	21	20	DNS	DNS	DNS	156	156	17			
24	A Turnbull		31	38	DNS	DNS	DNS	DNS	DNS	DNS	DNS	DNS	DNS	DNS	DNS	DNS	69	69	87			
25	J Graham		DNS	DNS	DNS	DNS	DNS	DNS	DNS	DNS	DNS	DNS	DNS	DNS	DNS	DNS	48	48	21			
26	S Smith		21	20	DNS	DNS	DNS	DNS	DNS	DNS	DNS	DNS	DNS	DNS	DNS	DNS	41	41	7			
26	H Smith		19	22	DNS	DNS	DNS	DNS	DNS	DNS	DNS	DNS	DNS	DNS	DNS	DNS	41	41				
Pos (Juniors)			Wins	685	686	687	688	689	690	691	692	693	694	695	696	697	698	Total	75%	Diff		
1	JJ Hughes-Dowd	17	47	50	50	50	50	50	33	50	50	50	38	50	50	50	1119	1119				
2	J Woodhouse	3	41	38	38	34	38	38	38	38	38	38	34	DNS	DNS	38	942	942	177			
3	JT Hughes-Dowd	4	DNS	DNS	DNS	38	29	31	46	34	34	31	48	DNS	DNS	34	735	735	207			
4	T Stevenson	1	34	34	DNS	28	31	28	28	31	31	DNS	DNS	38	34	29	657	657	78			
5	J Graham		DNS	DNS	DNS	29	34	29	27	DNS	DNS	34	29	34	38	31	621	621	36			
6	E Woodhouse	2	DNS	DNS	DNS	DNS	DNS	27	29	29	29	DNS	DNS	DNS	DNS	28	573	573	48			
7	J Lawson		DNS	DNS	34	31	DNS	34	36	DNS	DNS	29	33	DNS	DNS	DNS	274	274	299			
Pos (Masters)			Wins	685	686	687	688	689	690	691	692	693	694	695	696	697	698	Total	75%	Diff		
1	S Goodlip (M)	8	2.0	2.5	2.0	DNS	1.5	DNS	DNS	2.0	1.5	1.0	0.5	0.5	1.5	DNS	44.5	44.5				
2	N Stamey (M)	8	0.5	1.0	1.5	1.0	0.5	1.5	1.0	2.5	1.5	1.5	1.5	0.5	1.0	1.5	43.5	42.5	2.0			
3	A Smith (M)	5	1.0	2.0	1.5	2.0	0.5	2.0	2.0	1.0	2.0	1.5	2.0	1.0	2.0	2.0	41.5	41.5	1.0			
4	P Rees (M)	5	1.0	2.0	1.5	1.0	1.5	1.5	1.5	1.5	2.0	2.0	2.0	1.5	1.5	0.5	42.0	41.0	0.5			
5	S Gray (M)	3	0.5	1.0	0.5	1.0	2.5	1.0	0.5	1.5	1.5	1.0	0.5	0.5	2.5	1.5	34.0	33.0	8.0			
6	B Johnson (M)	3	1.5	0.5	1.0	DNS	1.5	1.5	1.5	1.0	1.0	DNS	DNS	DNS	DNS	1.0	29.0	29.0	4.0			
7	G Peach (M)	1	1.5	1.5	0.5	1.5	DNS	DNS	DNS	1.0	1.0	1.0	1.5	DNS	DNS	2.0	13.0	13.0	16.0			
Pos (Early Parents)			Wins	685	686	687	688	689	690	691	692	693	694	695	696	697	698	Total	75%	Diff		
1	A Woodhouse	18	17	16	15	17	18	21	21	19	19	19	19	DNS	DNS	21	491	491				
2	A Stevenson	4	16	17	DNS	16	19	19	19	18	18	DNS	DNS	20	21	19	385	385	106			
3	M Graham	4	DNS	DNS	DNS	15	17	20	20	DNS	DNS	18	18	21	20	20	349	349	36			
4	R Lawson	1	DNS	DNS	N/A	18	DNS	N/A	N/A	DNS	DNS	N/A	N/A	DNS	DNS	DNS	18	18	331			

Note: Red = Removed Lowest Scores, Green = Can Still Win Championship



Adult 'D' – Winner JJ, who took a win in all four Club Nights at Pukekohe, Stuart (13<sup>th</sup>), Liam Smith (11<sup>th</sup>) and Denis (12<sup>th</sup>)





Adult 'C' – JJ (9<sup>th</sup>), Dan T (10<sup>th</sup>), winner JT and Dan H-D (8<sup>th</sup>)





DHORC Championship 2024 Round 27 (2 of 2)																			
Pos	Competitor Name (Adults)	Wins	BRA GC	JAC F1	JAC GC	DO F1V	DO GCB	DO F1T	DO GCV	FIO F1	FIO GC	JAR F1	JAR GC	PUK F1	PUK GC	Total	Best (75%)	Diff	
			15	16	17	18	19	20	21	22	23	24	25	26	27		33		25
			25-Jun	16-Jul	16-Jul	23-Jul	23-Jul	23-Jul	23-Jul	06-Aug	06-Aug	24-Sep	24-Sep	01-Oct	01-Oct	Scores	Scores		
1	A Smith (M)	11	43	34	50	25	20	50	23	41	50	DNS	DNS	DNS	DNS	940	940		
2	S Goodlip (M)	6	DNS	40	38	38	38	29	47	34	38	49	50	39	43	871	871	69	
3	P Rees (M)	4	29	46	27	18	18	38	18	45	28	35	31	45	28	839	803	68	
4	N Slamey (M)		34	27	28	23	29	25	15	25	34	31	38	29	29	777	739	64	
5	JJ Hughes-Dowd	3	23	26	19	47	16	20	21	DNS	DNS	38	26	31	25	712	712	27	
6	L Blacker		DNS	28	26	26	34	26	29	28	26	28	29	26	34	638	638	74	
7	R Litherland		DNS	29	34	28	27	17	41	31	31	29	34	25	31	627	627	11	
8	L Pateman	2	45	33	31	27	47	22	31	27	27	DNS	DNS	DNS	DNS	614	614	13	
9	D Turnbull		DNS	21	24	20	26	24	26	26	23	26	27	27	24	546	546	68	
10	S Gray (M)		22	19	18	29	24	21	16	22	21	23	24	24	21	579	545	1	
11	D Hughes-Dowd		25	24	22	16	21	23	17	DNS	DNS	22	28	21	26	530	530	15	
12	A Woodhouse		21	17	17	15	20	27	34	20	20	20	20	19	19	491	491	39	
13	JT Hughes-Dowd		26	20	20	34	31	19	19	DNS	DNS	24	25	23	27	480	480	11	
14	D Latham		DNS	23	23	23	26	34	20	24	22	DNS	DNS	22	22	459	459	21	
15	B Johnson (M)		24	DNS	DNS	21	28	28	27	23	25	27	21	DNS	DNS	422	422	37	
16	C Bowles	1	DNS	DNS	DNS	19	16	31	25	31	29	DNS	DNS	38	45	394	394	28	
17	M Graham		19	16	16	31	21	15	22	DNS	DNS	21	22	20	20	392	392	2	
18	A Stevenson		20	DNS	DNS	27	22	16	24	19	19	DNS	DNS	18	18	385	385	7	
19	G Peach (M)		31	DNS	DNS	DNS	DNS	DNS	DNS	DNS	DNS	DNS	DNS	DNS	DNS	290	290	95	
20	L Smith		27	25	25	18	23	18	28	DNS	DNS	DNS	DNS	28	23	287	287	3	
21	M Dutton		28	15	15	14	14	14	14	21	24	19	19	DNS	DNS	255	255	32	
22	R Lawson		DNS	22	21	DNS	DNS	DNS	DNS	DNS	DNS	DNS	DNS	DNS	DNS	173	173	82	
23	J Lawson		DNS	18	29	DNS	DNS	DNS	DNS	DNS	DNS	DNS	DNS	DNS	DNS	156	156	17	
24	A Turnbull		DNS	DNS	DNS	DNS	DNS	DNS	DNS	DNS	DNS	DNS	DNS	DNS	DNS	69	69	87	
25	J Graham		DNS	DNS	DNS	DNS	DNS	DNS	DNS	DNS	DNS	25	23	DNS	DNS	48	48	21	
26	S Smith		DNS	DNS	DNS	DNS	DNS	DNS	DNS	DNS	DNS	DNS	DNS	DNS	DNS	41	41	7	
26	H Smith		DNS	DNS	DNS	DNS	DNS	DNS	DNS	DNS	DNS	DNS	DNS	DNS	DNS	41	41		
Pos	(Juniors)	Wins	699	700	701	702	703	704	705	706	707	708	709	710	711	Total	75%	Diff	
1	JJ Hughes-Dowd	17	38	47	45	30	32	41	34	DNS	DNS	50	46	50	38	1119	1119		
2	J Woodhouse	3	34	34	31	47	39	28	34	50	50	38	38	34	34	942	942	177	
3	JT Hughes-Dowd	4	47	34	40	30	40	31	28	DNS	DNS	34	38	38	50	735	735	207	
4	T Stevenson	1	34	DNS	DNS	34	47	34	29	38	38	DNS	DNS	29	28	657	657	78	
5	J Graham		28	29	29	31	28	29	38	DNS	DNS	31	31	31	31	621	621	36	
6	E Woodhouse	2	29	28	28	38	31	47	47	34	34	29	29	28	29	573	573	48	
7	J Lawson		DNS	38	39	DNS	DNS	DNS	DNS	DNS	DNS	DNS	DNS	DNS	DNS	274	274	299	
Pos	(Master)	Wins	699	700	701	702	703	704	705	706	707	708	709	710	711	Total	75%	Diff	
1	S Goodlip (M)	8	DNS	1.5	3.5	3.5	4.0	4.0	4.0	1.0	1.5	2.0	2.0	1.0	1.8	44.5	44.5		
2	N Slamey (M)	6	3.0	2.5	1.0	2.0	3.0	1.5	0.5	3.0	1.0	2.5	3.5	1.5	1.5	43.5	42.5	2.0	
3	A Smith (M)	5	1.5	1.0	2.0	2.5	1.0	4.0	1.5	1.5	2.0	DNS	DNS	DNS	DNS	41.5	41.5	1.0	
4	P Rees (M)	5	1.5	2.0	0.5	1.0	1.5	3.5	1.0	2.0	1.0	1.0	0.5	2.0	1.0	42.0	41.0	0.5	
5	S Gray (M)	3	1.0	1.0	0.5	4.0	1.5	2.5	1.0	1.0	0.5	1.5	2.5	0.5	0.5	34.0	33.0	8.0	
6	B Johnson (M)	3	0.5	DNS	DNS	2.0	2.5	2.0	4.0	1.5	3.0	3.5	0.5	DNS	DNS	29.0	29.0	4.0	
7	G Peach (M)	1	0.5	DNS	DNS	DNS	DNS	DNS	DNS	DNS	DNS	DNS	DNS	DNS	DNS	13.0	13.0	16.0	
Pos	(Early Parents)	Wins	699	700	701	702	703	704	705	706	707	708	709	710	711	Total	75%	Diff	
1	A Woodhouse	18	21	17	17	15	20	27	34	20	20	20	20	19	19	491	491		
2	A Stevenson	4	20	DNS	DNS	27	22	16	24	19	19	DNS	DNS	18	18	385	385	106	
3	M Graham	4	19	16	16	31	21	15	22	DNS	DNS	N/A	N/A	20	20	349	349	36	
4	R Lawson	1	DNS	N/A	N/A	DNS	DNS	DNS	DNS	DNS	DNS	DNS	DNS	DNS	DNS	18	18	331	

Note: Red = Removed Lowest Scores, Green - Can Still Win Championship



The above grid for the Adult 'C' had to wait as two cars were too wide. Simon tried to fix but in the end the grid changed to below.

DHORC Final Challenge 2024 Round 27 (1 of 2)

Pos	Competitor Name (Adult)	Wins	BRA F1	BRA GC	JAC F1	FIO GC	JAR F1	PUK F1	PUK GC	MIS F1	MIS GC	TR F1	TR GC	WG F1	WG GC	BRA F1	Results		
			1	2	3	4	5	6	7	8	9	10	11	12	13	14	(33)	Turn Up	
			09-Jan	09-Jan	30-Jan	20-Feb	12-Mar	09-Apr	09-Apr	30-Apr	30-Apr	14-May	14-May	04-Jun	04-Jun	25-Jun	Points	Rate	
1	JJ Hughes-Dowd	18	7.0	0.5	1.0	1.5	8.0	2.5	1.0	2.5	0.5	2.5	5.0	2.0	1.0	1.5	62.0	92.59%	
2	L Blacker	9	1.5	2.5	1.0	2.5	1.5	1.0	6.5	1.0	1.0	2.5	1.0	DNS	DNS	DNS	50.5	85.19%	
3	S Goodlip (M)	10	2.0	2.5	2.0	DNS	1.5	DNS	DNS	2.0	1.5	1.0	0.5	0.5	1.5	DNS	44.5	81.48%	
4	N Sismey (M)	6	0.5	1.0	1.5	1.0	0.5	1.5	1.0	2.5	1.5	1.5	1.5	0.5	1.0	1.5	43.5	100.00%	
5	P Rees (M)	7	1.0	2.5	1.5	1.0	1.5	1.5	1.5	1.5	3.0	2.0	3.0	1.5	1.5	0.5	42.0	100.00%	
6	A Smith (M)	13	1.0	2.0	1.5	2.0	0.5	2.0	2.0	1.0	2.0	1.5	2.0	3.0	2.0	2.0	41.5	85.19%	
7	JT Hughes-Dowd	7	DNS	DNS	DNS	2.5	1.5	0.5	1.0	2.5	3.5	1.5	0.5	DNS	DNS	5.0	40.0	83.33%	
8	R Litherland	4	1.5	1.0	DNS	1.0	1.0	1.0	1.5	DNS	DNS	DNS	DNS	3.0	2.5	DNS	35.5	74.07%	
9	S Gray	4	0.5	1.0	0.5	1.0	2.5	1.0	0.5	1.5	1.5	1.0	0.5	0.5	2.5	1.5	34.0	100.00%	
10	D Turnbull	3	0.5	1.0	3.0	DNS	0.5	DNS	DNS	0.5	1.5	1.0	1.5	3.5	2.5	DNS	32.5	81.48%	
11	D Hughes-Dowd	3	3.0	1.5	0.5	1.5	1.0	3.0	0.5	DNS	DNS	2.5	5.0	1.5	1.0	1.5	32.0	85.19%	
12	L Pateman	5	1.5	1.5	2.5	1.5	1.0	DNS	DNS	1.5	0.5	DNS	DNS	1.5	1.0	0.5	31.0	70.37%	
13	D Latham	2	DNS	DNS	1.5	1.0	1.0	DNS	DNS	3.5	2.5	1.5	1.5	1.0	1.5	DNS	30.5	76.00%	
14	B Johnson (M)	3	1.5	0.5	1.0	DNS	1.5	1.5	1.5	1.0	1.0	DNS	DNS	DNS	DNS	1.0	29.0	66.67%	
15	C Bowles	5	DNS	DNS	3.0	2.5	DNS	DNS	DNS	1.5	2.5	DNS	DNS	1.0	1.5	DNS	27.0	53.85%	
16	L Smith	4	DNS	DNS	2.5	2.5	DNS	DNS	DNS	DNS	DNS	DNS	DNS	DNS	DNS	0.5	20.5	46.15%	
17	J Lawson	5	DNS	DNS	3.5	DNS	DNS	1.5	1.0	DNS	DNS	2.5	1.5	DNS	DNS	DNS	18.0	28.00%	
18	G Peach (M)	1	1.5	1.5	0.5	1.5	DNS	DNS	DNS	1.0	1.0	1.0	1.5	DNS	DNS	3.0	13.0	37.04%	
19	R Lawson	2	DNS	DNS	1.5	0.0	DNS	2.5	1.5	DNS	DNS	1.5	3.0	DNS	DNS	DNS	11.5	32.00%	
20	M Dutton		DNS	DNS	1.0	1.5	DNS	DNS	DNS	DNS	DNS	DNS	DNS	DNS	DNS	1.0	5.5	56.00%	
21	J Graham	1	DNS	DNS	DNS	DNS	DNS	DNS	DNS	DNS	DNS	DNS	DNS	DNS	DNS	DNS	4.5	50.00%	
22	H Smith	1	1.0	3.0	DNS	DNS	DNS	DNS	DNS	DNS	DNS	DNS	DNS	DNS	DNS	DNS	4.0	7.41%	
23	A Turnbull		0.5	1.5	DNS	DNS	DNS	DNS	DNS	DNS	DNS	DNS	DNS	DNS	DNS	DNS	2.0	7.41%	
23	S Smith		0.5	1.5	DNS	DNS	DNS	DNS	DNS	DNS	DNS	DNS	DNS	DNS	DNS	DNS	2.0	7.41%	
25	M Graham		DNS	DNS	DNS	0.0	0.0	0.0	0.0	0.0	0.0	0.0	0.0	0.0	0.0	0.0	1.5	91.67%	
26	A Woodhouse		0.0	0.0	0.0	0.0	0.0	0.0	0.0	0.0	0.0	0.0	0.0	0.0	DNS	DNS	0.0	0.0	92.59%
26	A Stevenson		0.0	0.0	DNS	0.0	0.0	0.0	0.0	0.0	0.0	DNS	DNS	0.0	0.0	0.0	0.0	0.0	74.07%
Pos	(Junior)	Wins	685	686	687	688	689	690	691	692	693	694	695	696	697	698	Points	Rate	
1	JJ Hughes-Dowd	19	2.0	2.0	2.0	2.0	2.0	2.0	2.5	2.0	2.0	2.0	1.5	2.0	2.0	2.0	53.0	92.59%	
2	J Woodhouse	7	1.5	1.5	1.5	1.0	1.5	1.5	1.5	1.5	1.5	1.5	3.0	DNS	DNS	1.5	48.0	92.59%	
3	JT Hughes-Dowd	8	DNS	DNS	DNS	3.5	1.5	0.5	2.0	3.0	1.0	0.5	2.0	DNS	DNS	3.0	38.5	83.33%	
4	J Graham	3	DNS	DNS	DNS	1.5	3.0	1.5	0.5	DNS	DNS	3.0	1.5	1.0	1.5	0.5	31.5	83.33%	
5	E Woodhouse	1	DNS	DNS	DNS	DNS	DNS	0.5	1.5	1.5	1.5	DNS	DNS	DNS	DNS	1.0	31.0	81.82%	
6	T Stevenson	2	1.0	1.0	DNS	1.0	0.5	1.0	1.0	0.5	2.5	DNS	DNS	1.5	1.0	1.5	30.5	74.07%	
7	J Lawson	2	DNS	DNS	1.0	0.5	DNS	3.0	1.0	DNS	DNS	1.5	0.5	DNS	DNS	DNS	12.0	32.00%	
Turn Up Rates			100.00%	100.00%	78.57%	78.13%	68.75%	66.67%	66.67%	66.67%	66.67%	63.64%	63.64%	51.52%	51.52%	63.64%	AVE	68.40%	



DHORC Final Challenge 2024 Round 27 (2 of 2)

Pos	Competitor Name (Adult)	Wins	DHORC Final Challenge 2024 Round 27 (2 of 2)														Results	
			BRA GC 15	JAC F1 16	JAC GC 17	DO F1V 18	DO GCB 19	DO F1T 20	DO GCV 21	FIO F1 22	FIO GC 23	JAR F1 24	JAR GC 25	PUK F1 26	PUK GC 27	(33) Points	Turn Up Rate	
			25-Jun	16-Jul	16-Jul	23-Jul	23-Jul	23-Jul	23-Jul	06-Aug	06-Aug	24-Sep	24-Sep	01-Oct	01-Oct	Points	Rate	
1	JJ Hughes-Dowd	18	1.5	5.5	1.0	4.0	0.5	2.0	2.5	DNS	DNS	1.5	1.5	2.5	3.0	62.0	92.59%	
2	L Blacker	9	DNS	1.0	1.5	3.0	3.5	3.5	2.5	3.0	1.5	1.0	3.5	1.5	3.0	50.5	85.19%	
3	S Goodlip (M)	10	DNS	1.5	3.5	3.5	4.0	4.0	4.0	1.0	1.5	2.0	2.0	1.0	1.5	44.5	81.48%	
4	N Sismey (M)	6	3.0	2.5	1.0	2.0	3.0	1.5	0.5	3.0	1.0	2.5	3.5	1.5	1.5	43.5	100.00%	
5	P Rees (M)	7	1.5	2.0	0.5	1.0	1.5	3.5	1.0	2.0	1.0	1.0	0.5	2.0	1.0	42.0	100.00%	
6	A Smith (M)	13	1.5	1.0	2.0	2.5	1.0	4.0	1.5	1.5	2.0	DNS	DNS	DNS	DNS	41.5	85.19%	
7	JT Hughes-Dowd	7	3.5	1.5	1.5	3.0	3.5	1.5	1.5	DNS	DNS	0.5	1.0	1.5	2.5	40.0	83.33%	
8	R Litherland	4	DNS	1.5	1.0	3.5	3.0	0.5	3.5	1.5	2.5	1.5	1.0	3.0	0.5	35.5	74.07%	
9	S Gray	4	1.0	1.0	0.5	4.0	1.5	2.5	1.0	1.0	0.5	1.5	2.5	0.5	0.5	34.0	100.00%	
10	D Turnbull	3	DNS	0.5	0.5	1.0	2.5	3.0	3.5	1.5	1.5	1.5	0.5	0.5	0.5	32.5	81.48%	
11	D Hughes-Dowd	3	1.0	0.5	1.0	0.5	1.0	1.0	0.5	DNS	DNS	1.0	1.0	0.5	1.5	32.0	85.19%	
12	L Pateman	5	2.0	2.5	0.5	2.5	4.0	0.5	3.0	0.5	2.5	DNS	DNS	DNS	DNS	31.0	70.37%	
13	D Latham	2	DNS	1.5	1.5	2.0	2.0	3.0	2.0	0.5	1.0	DNS	DNS	1.0	1.0	30.5	76.00%	
14	B Johnson (M)	3	0.5	DNS	DNS	2.0	2.5	2.0	4.0	1.5	3.0	2.5	0.5	DNS	DNS	29.0	66.67%	
15	C Bowles	5	DNS	DNS	DNS	1.5	0.5	2.5	3.0	2.5	1.5	DNS	DNS	1.5	2.0	27.0	53.85%	
16	L Smith	4	2.5	1.0	1.0	1.0	2.0	1.0	2.0	DNS	DNS	DNS	DNS	3.0	1.5	20.5	46.15%	
17	J Lawson	5	DNS	0.5	7.5	DNS	DNS	DNS	DNS	DNS	DNS	DNS	DNS	DNS	DNS	18.0	28.00%	
18	G Peach (M)	1	0.5	DNS	DNS	DNS	DNS	DNS	DNS	DNS	DNS	DNS	DNS	DNS	DNS	13.0	37.04%	
19	R Lawson	2	DNS	1.0	0.5	DNS	DNS	DNS	DNS	DNS	DNS	DNS	DNS	DNS	DNS	11.5	32.00%	
20	M Dutson		1.0	0.0	0.0	0.0	0.0	0.0	0.0	0.5	0.5	0.0	0.0	DNS	DNS	5.5	56.00%	
21	J Graham	1	DNS	DNS	DNS	DNS	DNS	DNS	DNS	DNS	DNS	3.0	1.5	DNS	DNS	4.5	50.00%	
22	H Smith	1	DNS	DNS	DNS	DNS	DNS	DNS	DNS	DNS	DNS	DNS	DNS	DNS	DNS	4.0	7.41%	
23	A Turnbull		DNS	DNS	DNS	DNS	DNS	DNS	DNS	DNS	DNS	DNS	DNS	DNS	DNS	2.0	7.41%	
23	S Smith		DNS	DNS	DNS	DNS	DNS	DNS	DNS	DNS	DNS	DNS	DNS	DNS	DNS	2.0	7.41%	
25	M Graham		0.0	0.0	0.0	0.0	0.0	0.0	0.0	DNS	DNS	0.5	1.0	0.0	0.0	1.5	91.67%	
26	A Woodhouse		0.0	0.0	0.0	0.0	0.0	0.0	0.0	0.0	0.0	0.0	0.0	0.0	0.0	0.0	92.59%	
26	A Stevenson		0.0	DNS	DNS	0.0	0.0	0.0	0.0	0.0	0.0	DNS	DNS	0.0	0.0	0.0	74.07%	
Pos	(Junior)	Wins	699	700	701	702	703	704	705	706	707	708	709	710	711	Points	Rate	
1	JJ Hughes-Dowd	19	1.5	2.0	2.0	1.5	2.5	3.5	2.5	DNS	DNS	2.0	2.0	2.0	3.5	53.0	92.59%	
2	J Woodhouse	7	3.0	0.5	0.5	4.0	3.5	1.5	3.0	2.0	2.0	1.5	3.5	3.0	1.0	48.0	92.59%	
3	JT Hughes-Dowd	8	2.0	1.0	3.5	2.0	3.5	2.5	1.5	DNS	DNS	1.0	1.0	1.5	2.0	38.5	83.33%	
4	J Graham	3	1.0	1.5	1.5	2.5	1.5	2.0	3.5	DNS	DNS	2.5	0.5	0.5	0.5	31.5	83.33%	
5	E Woodhouse	1	1.5	1.0	1.0	3.5	2.5	4.0	4.0	1.0	1.0	1.5	1.5	1.0	1.5	31.0	81.82%	
6	T Stevenson	2	0.5	DNS	DNS	3.0	4.0	3.0	2.0	1.5	1.5	DNS	DNS	1.5	1.0	30.5	74.07%	
7	J Lawson	2	DNS	3.5	1.0	DNS	DNS	DNS	DNS	DNS	DNS	DNS	DNS	DNS	DNS	12.0	32.00%	
Turn Up Rates			63.64%	75.76%	75.76%	78.79%	78.79%	78.79%	78.79%	54.55%	54.55%	58.82%	58.82%	64.71%	64.71%	AVE	68.40%	





Adult 'B' – There was also an issue with the 'B' Final grid above, which Simon, two below, again tried to fix but a body had to be changed again to the grid below. Thanks to all for being so patient! JT took 7<sup>th</sup>, Phil (6<sup>th</sup>), Nick Sismey (5<sup>th</sup>) & Lewis won through to the 'A'.





Watch your fingers Simon!

# Members' Statistics

## ADULT STATISTICS 1992-2024 - AFTER DHORC 711

Sheet 1 of 5 (Note: Highlighted Names are Current 2024 Members, CS = Best Consecutive Results)

MEETINGS (Junior & Adult) ATTENDED			RACES (Junior & Adult) COMPLETED			DRIVER RANKING			FINALS WON			
Pos	ADULT (1st Race)	No	Pos	ADULT	No	Pos	ADULT	SCORE	Pos	ADULT	No	CS
1	P REES (07Jul92)	694	1	P REES	3,918	1	* S GOODLIP	2.613	1	L PATEMAN	284	(5)
2	N SISMEY (07Jul92)	658	2	N SISMEY	3,604	2	* J SISMEY	2.750	2	P REES	252	(3)
3	L PATEMAN (01Sep92)	611	3	L PATEMAN	3,404	3	* W LANDER	2.838	3	S GOODLIP	187	(4)
4	G PEACH (07Jan97)	457	4	G PEACH	2,548	4	* A SMITH	3.188	4	N SISMEY	181	(2)
5	S GOODLIP (01Jun93)	406	5	S GOODLIP	2,121	5	* M CHADWICK	3.813	5	M CHADWICK	117	(3)
6	P BARBER	363	6	P BARBER	2,102	6	* L PATEMAN	4.075	6	J SISMEY	103	(4)
7	A McPEAKE	299	7	A BULLOCK	1,802	7	* J TAGUE	4.538	7	G PEACH	102	(2)
8	A BULLOCK	292	8	A McPEAKE	1,658	8	* P REES	5.100	8	A SMITH	94	(5)
9	M CHADWICK	287	9	R MASTERS	1,598	9	* T MEASHAM	5.113	9	L SMITH	92	(3)
10	R MASTERS	280	10	M CHADWICK	1,537	10	* J NEALE	5.200	10	D McPEAKE	77	(2)
11	N LAMBERT	289	11	C ROYTHORNE	1,513	11	* R LITHERLAND	5.388	11	A McPEAKE	66	(2)
12	C ROYTHORNE	249	12	N LAMBERT	1,479	12	* A TURNBULL	5.725	11	A BULLOCK	66	(2)
13	D McPEAKE	245	13	D McPEAKE	1,366	13	* K LYE	6.063	13	J TAGUE	64	(2)
14	R SEAMAN	235	14	L SMITH (1,701)	1,349	14	* C BOWLES	6.113	14	N LAMBERT	61	(2)
15	D TURNBULL (07Nov13)	230	15	R SEAMAN	1,313	15	* C ROYTHORNE	6.350	14	M ALLSOPP	61	(3)
16	L SMITH (29May07) (281)	228	16	J SISMEY (1,957)	1,303	16	* G PEACH	6.438	16	R SEAMAN	60	(2)
17	J SISMEY (331)	211	17	M ALLSOPP	1,265	17	* D GARBETT	6.450	17	W LANDER	56	(2)
18	A SMITH (07Jul92)	204	18	D TURNBULL	1,182	18	* A McPEAKE	6.488	18	C ROYTHORNE	55	(2)
19	M ALLSOPP	203	19	J LAMB	1,048	19	* R SEAMAN	6.550	19	R MASTERS	54	(2)
20	J LAMB	179	20	S ANAND	976	20	* N SISMEY	6.575	20	S ANAND	53	(3)
21	P LEVERS	166	21	A SMITH	967	21	* L BLACKER	7.013	21	J LAMB	49	(3)
22	J TAGUE	165	22	P LEVERS	957	22	* R BLAKE	7.125	22	P LEVERS	48	(2)
23	S ANAND	154	23	J LYMER	948	23	* T CHADWICK	7.250	23	A HOLLIDAY	43	(3)
24	J LYMER	146	24	J TAGUE	858	23	* S ANAND	7.250	23	L BLACKER	43	(3)
25	D EDWARDS	139	25	K ALCOCK	848	25	* A BULLOCK	7.438	25	I BRENTNALL	41	(3)
26	C BOWLES (28Mar95) (215)	137	26	D EDWARDS	801	26	* M ALLSOPP	7.488	25	P BARBER	41	(2)
27	K ALCOCK	131	27	G WESTON	682	27	* R CROSSLAND	8.175	27	J LYMER	38	(2)
28	S GRAY (10Apr18)	127	28	A HOLLIDAY	679	28	* JJ HUGHES-DOWD	8.590	28	C BOWLES	35	(2)
29	A HOLLIDAY	123	29	W LANDER	661	29	* D McPEAKE	8.563	29	D TURNBULL	34	(3)
30	B JOHNSON (29Mar94)	117	30	L EDWARDS	654	30	* D BRENTNALL	8.838	30	G WESTON	33	(2)
31	L EDWARDS	116	31	J HOLMES	639	31	* K PAYNE	8.850	31	B JOHNSON	31	(3)
32	S SMITH	115	32	C BOWLES (1,040)	638	32	* J ROYTHORNE	8.938	32	K ALCOCK	30	(3)
33	G WESTON	113	33	S SMITH	581	33	* L SMITH	9.013	33	D EDWARDS	29	(2)
33	R LAWSON (03Mar15)	113	34	R LAWSON	571	34	* J LEVERS	9.063	33	D GARBETT	29	(2)
35	C HENRY	109	34	B JOHNSON	571	35	* A DAVIES	9.138	33	A TURNBULL	29	(2)
35	D GARBETT	109	36	C HENRY	552	36	* P LEVERS	9.188	33	JJ HUGHES-DOWD	29	(4)
37	L BLACKER (30Apr19)	105	37	S GRAY	532	37	* J LYMER	9.288	37	R BLAKE	26	(2)
38	W LANDER	104	38	D GARBETT	523	38	* S PANK	9.775	38	D BRENTNALL	25	(5)
39	J HOLMES	98	39	I BRENTNALL	511	39	* D PASSELL	9.850	38	M ROGERS	25	(3)
40	I BRENTNALL	94	40	R CROSSLAND	456	40	* J LAMB	10.063	38	J HOLMES	25	
41	T DINGLEY	87	41	T DINGLEY	455	41	* T DINGLEY	10.125	41	J NEALE	24	(2)
42	A TURNBULL (238)	86	42	L BLACKER	435	42	* D TURNBULL	10.175	42	J LEVERS	22	(3)
43	R CROSSLAND	81	43	J ROYTHORNE	432	43	* I BRENTNALL	10.325	42	R CROSSLAND	22	(2)
44	A STAMPER	76	44	R BLAKE	383	44	* M KNIGHTON	10.363	44	S MINNIS	21	(3)
45	S PANK	69	45	A TURNBULL (1,287)	382	45	* G WESTON	10.375	44	S PANK	21	(2)
45	J ROYTHORNE	69	46	A STAMPER	366	46	* D EDWARDS	10.438	44	T DINGLEY	21	
47	R LITHERLAND (21May13) (220)	68	47	S PANK	364	47	* M ROGERS	10.463	44	R LITHERLAND	21	(2)
48	S MINNIS	67	48	J LITHERLAND	362	48	* D HUGHES-DOWD	10.575	48	J ROYTHORNE	20	(2)
49	R BLAKE	62	49	S MINNIS	356	49	* D LATHAM	10.813	49	C HENRY	19	
49	J LITHERLAND	62	50	J LEVERS	322	50	* B JOHNSON	11.213	50	A FEARN	18	(2)

(Driver Ranking = Average Position In Qualifying, Final Position, Fastest Lap & Race Laps Over Last 20 club nights)



Adult 'A' – Reuben (4<sup>th</sup>), Chris with his 1<sup>st</sup> win of the year & 2<sup>nd</sup> of his career, Simon (2<sup>nd</sup>) & Lewis (3<sup>rd</sup>) equalling his best ever finish.





## ADULT STATISTICS 1992-2024 - AFTER DHORC 711

Sheet 2 of 5 (Note: Highlighted Names are Current 2024 Members, CS = Best Consecutive Results)

MEETINGS (Junior & Adult)		RACES (Junior & Adult)		DRIVER		FINALS			
ATTENDED		COMPLETED		RANKING		WON			
Pos	ADULT (1st Race)	No	ADULT	No	Pos	ADULT	No	CS	
51	J NEALE	60	51 A FEARN (380)	319	51	* JT HUGHES-DOWD	11.350	51 S GRAY	16
52	M ROGERS	57	52 J NEALE	318	52	* A WOODHOUSE	11.375	52 S LANDER	14 (2)
53	JJ HUGHES-DOWD (18Oct22) (114)	55	53 M ROGERS	308	53	* S MINNIS	11.400	53 T CHADWICK	13 (2)
54	D HUGHES-DOWD (18Oct22)	54	54 M MARTINEZ	289	54	* J HOLMES	12.350	54 J HITCHCOCK	12 (2)
55	J LEVERS	53	55 K LYE	263	55	* A HOLLIDAY	12.463	54 P FOXLEY	12 (2)
56	G SCHULE	52	56 G SCHULE	258	56	* K ALCOCK	12.613	54 R LAWSON	12
57	A FEARN	49	57 C BULLOCK (639)	248	57	* A FEARN	12.625	57 T MEASHAM	11
57	M MARTINEZ	49	58 R LITHERLAND (1,160)	243	58	* M STURGESS	12.675	57 S SMITH	11
59	A WOODHOUSE (09Aug22)	48	59 D BRENTNALL	225	59	* S GRAY	12.763	57 H SMITH	11
60	D OLIVER	45	59 T CHADWICK (999)	225	60	* N LAMBERT	12.950	60 D WALKER	10
61	A STEVENSON (18Oct22)	43	61 D OLIVER	216	61	* P FOXLEY	12.963	60 D PASSELL	10 (2)
62	D WALKER	42	62 D WALKER	212	62	* H SMITH	13.138	60 L EDWARDS	10
62	K LYE	42	63 A DAVIES	211	63	* G SCHULE	13.238	60 J LAWSON	10 (3)
64	D BRENTNALL	41	64 T MEASHAM (758)	208	64	* J TETLEY	13.313	64 S DUNN	9 (2)
65	A THOMPSON	39	65 M KNIGHTON	206	65	* A STEVENSON	13.463	64 K LYE	9
65	D LATHAM (21Feb23)	39	66 J CHELL	202	65	* J LAWSON	13.463	64 D HUGHES-DOWD	9
67	M DUTSON (15Mar22)	38	67 D PASSELL	191	67	* M GRAHAM	13.688	67 G LAMBERT	8 (4)
68	M KNIGHTON	36	68 S DUNN	183	68	* R LAWSON	13.713	67 J LITHERLAND	8
68	T CHADWICK (183)	36	68 D HUGHES-DOWD	183	69	* C HENRY	13.763	67 C COOPER	8
68	C BULLOCK (102)	36	70 A THOMPSON	179	70	* D GREEN	13.850	70 R CHADWICK	7 (2)
71	S DUNN	35	71 P FOXLEY	172	71	* S SMITH	13.950	70 A DAVIES	7
72	D PASSELL	34	72 G LAMBERT	168	72	* J LITHERLAND	14.125	70 D LATHAM	7
72	A DAVIES	34	73 M STURGESS	163	73	* A STAMPER	14.300	70 JT HUGHES-DOWD	7 (2)
74	T MEASHAM (126)	33	74 S SUMNER	157	74	* R MASTERS	14.325	74 M JUBB	6
75	G LAMBERT	32	75 A WOODHOUSE	151	75	* M HOLLAND	14.375	74 A STAMPER	6
75	P FOXLEY	32	76 B BRUCE	148	76	* N CHATTLE	14.488	74 C BULLOCK	6
77	J CHELL	30	77 R CHADWICK	146	77	* B BRUCE	14.563	74 K PAYNE	6
78	M STURGESS	29	78 J TETLEY	143	78	* L EDWARDS	14.800	74 J TETLEY	6 (2)
79	R HITCHCOCK	27	78 A STEVENSON	143	79	* C BULLOCK	15.138	74 T BALDOCK	6
79	R CHADWICK	27	80 K PAYNE	140	80	* M DUTSON	15.388	80 C SCHOFIELD	5 (2)
81	S SUMNER	26	81 R HITCHCOCK	138	81	* D OLIVER	15.688	80 AJ McPEAKE	5 (2)
82	B BRUCE	25	82 D LATHAM	130	82	* S DUNN	15.963	80 I HOLLAND	5
83	C STANNARD	24	83 M HOLLAND	129	83	* A THOMPSON	16.063	80 M TANSLEY	5
83	H SMITH (137)	24	84 J HITCHCOCK	127	84	* G LAMBERT	16.175	80 D OLIVER	5
85	I HOLLAND	23	85 C SCHOFIELD	124	85	* S SUMNER	16.425	80 D GREEN	5
85	J HITCHCOCK	23	86 I HOLLAND	120	86	* M MARTINEZ	16.763	80 J CHELL	5
85	C SCHOFIELD	23	86 D GREEN	120	87	* J CHELL	17.138	80 R JAMES	5
85	D GREEN	23	88 N CHATTLE	119	88	* C STANNARD	17.325	88 S REVITT	4 (2)
85	M HOLLAND	23	89 S LANDER	118	89	* R HITCHCOCK	18.063	88 R HITCHCOCK	4
85	K PAYNE	23	89 C STANNARD	118	90	* C SCHOFIELD	18.113	88 M KNIGHTON	4
91	J LAWSON (18Aug15) (194)	22	91 T HAGUES	111	91	* D WALKER	18.163	88 M STURGESS	4
92	J TETLEY	21	92 R JAMES	105	92	* P BARBER	18.938	88 M BLOOD	4
93	N CHATTLE	20	93 M DUTSON	104	93	* J HITCHCOCK	21.388	93 S PATCHING	3
93	JT HUGHES-DOWD (20Feb24) (40)	20	94 C CARRINGTON	100	94	* R CHADWICK	22.013	93 C NORRIS	3
93	M GRAHAM (20Feb24)	20	95 M JUBB	99	95	* I HOLLAND	22.288	93 J HENRY	3
96	M JUBB	19	96 C BRADFORD	97	N/A	T BALDOCK	2.583	93 C CARRINGTON	3
97	C CARRINGTON	18	97 P MELLOR	93	N/A	S REVITT	3.792	93 A HUGHES	3
97	T HAGUES	18	98 N MAFFIN	82	N/A	S LANDER	4.485	93 M HOLLAND	3
99	N MAFFIN	17	99 P COCKBILL	81	N/A	AJ McPEAKE	6.659	93 C STANNARD	3
99	S LANDER	17	100 JJ HUGHES-DOWD (273)	80	N/A	A HUGHES	6.792	100 H VD HEUVEL	2 (2)

## ADULT STATISTICS 1992-2024 - AFTER DHORC 711

Sheet 3 of 5 (Note: Highlighted Names are Current 2024 Members, CS = Best Consecutive Results)

MEETINGS (Junior & Adult)		RACES (Junior & Adult)		DRIVER RANKING			FINALS WON				
ATTENDED		COMPLETED		ADULT			ADULT				
Pos	ADULT (1st Race)	No	Pos	ADULT	No	Pos	SCORE	Pos	ADULT	No	CS
99	P MELLOR	17	101	D LEVERTON	75	N/A	S WHITE	8.000	100	J KELLY	2
99	C BRADFORD	17	102	M TANSLEY	73	N/A	C SLATER	9.250	100	C SLATER	2 (2)
99	C COOPER	17	103	YAN SHEN	68	N/A	L BOWLES	10.357	100	YAN SHEN	2
104	P COCKBILL	16	104	J KELLY	67	N/A	S SIDDANS	10.417	100	I HALL	2
105	R JAMES	15	105	S REVITT	63	N/A	J KELLY	10.500	100	S SUMNER	2
106	M TANSLEY	14	106	M WATTS (130)	61	N/A	J GRAHAM	10.625	100	B BRUCE	2
106	L BOWLES (92)	14	106	C COOPER	61	N/A	J HENRY	11.000	100	C BRADFORD	2
108	J KELLY	13	108	J McDONALD (98)	60	N/A	F HOLMES	11.194	100	M MARTINEZ	2
108	D LEVERTON	13	108	M GRAHAM	60	N/A	C COOPER	11.500	100	L BOWLES	2
110	S REVITT	12	110	M BLOOD	58	N/A	M BLOOD	11.639	100	A WOODHOUSE	2
110	P PURKIS	12	110	W BLURTON	58	N/A	C ATKINSON	12.125	111	R GILLARD	1
110	M WATTS (25)	12	110	F HOLMES (827)	58	N/A	J MELLOR	12.650	111	D ROYTHORNE	1
110	T STACEY	12	113	I HALL	57	N/A	A DOBBINS	12.925	111	P COCKBILL	1
114	AJ McPEAKE (76)	11	113	T STACEY	57	N/A	P WRIGHT	13.250	111	J JOHNSON	1
114	YAN SHEN	11	115	T CASH	54	N/A	T STACEY	13.271	111	G SCHULE	1
116	R GILLARD	10	116	N WRIGHT	52	N/A	P ZIMMERMAN	13.500	111	M WATTS	1
116	A DOBBINS	10	117	AJ McPEAKE (376)	50	N/A	M TANSLEY	13.500	111	B GEBAUERS	1
116	I HALL	10	117	T BALDOCK	50	N/A	L COPLEY	13.500	111	G CLARK	1
116	J McDONALD (16)	10	119	R GILLARD	49	N/A	N WRIGHT	13.556	111	L COPLEY	1
120	N WRIGHT	9	119	A DOBBINS	49	N/A	C WILKINSON	14.083	111	A DOBBINS	1
120	M BLOOD	9	119	D KENNING	49	N/A	C CARRINGTON	14.111	111	C WILKINSON	1
120	T BALDOCK	9	122	P PURKIS	47	N/A	K JEFFRIES	14.688	111	R HILL	1
120	T CASH	9	123	A LEE	46	N/A	Da BUCKLEY	14.844	111	N CHATTLE	1
120	F HOLMES (139)	9	123	Z MIDDLETON	46	N/A	S ALLDREAD	14.917	111	C ATKINSON	1
125	C NORRIS	8	125	Da BUCKLEY	43	N/A	B COOK	15.000	111	A THOMPSON	1
125	Da BUCKLEY	8	126	A HUGHES (414)	42	N/A	J FLETCHER	15.125	111	A LEE	1
125	W BLURTON	8	128	H SMITH (637)	42	N/A	W BLURTON	15.438	111	D LLOYD	1
125	D KENNING	8	128	P WRIGHT	40	N/A	R HEATON	15.500	111	Z MIDDLETON	1
129	S PATCHING	7	128	J LAWSON (450)	40	N/A	R GILLARD	15.575	111	T STACEY	1
129	G CLARK	7	130	G CLARK	39	N/A	R JAMES	15.617	111	F HOLMES	1
129	J HENRY (134)	7	131	S PATCHING	38	N/A	G CLARK	15.750	111	J McDONALD	1
129	R HILL	7	131	C NORRIS	38	N/A	L HENDERSON	15.750	111	J GRAHAM	1
129	L ELMORE	7	133	J HENRY (895)	37	N/A	A LEE	15.833			
134	D HARROP	6	134	C WILKINSON	35	N/A	D LEVERTON	15.846			
134	D HART	6	134	YUAN ZHI	35	N/A	R SPENCER	15.850			
134	P WRIGHT	6	134	L ELMORE	35	N/A	YUAN ZHI	15.875			
134	C WILKINSON	6	137	D BUCKLEY	33	N/A	R HILL	16.071			
134	A HUGHES (67)	6	138	R HILL	32	N/A	S KERR	16.083			
134	Ch HOLLAND	6	139	D HART	30	N/A	P COCKBILL	16.156			
134	D BUCKLEY	6	139	D HARROP	30	N/A	D LLOYD	16.167			
134	YUAN ZHI	6	139	Ch HOLLAND	30	N/A	S PATCHING	16.179			
134	A LEE	6	142	St BOWMAN	29	N/A	Z MIDDLETON	16.250			
134	Z MIDDLETON	6	142	C BLURTON	29	N/A	J McDONALD	16.375			
134	S KERR	6	144	R SPENCER	28	N/A	D KENNING	16.469			
145	R SPENCER	5	145	C ATKINSON	27	N/A	L HAYMES	16.500			
145	J MELLOR (87)	5	145	JT HUGHES-DOWD (91)	27	N/A	M WATTS	16.625			
145	C BLURTON	5	147	K JEFFRIES	26	N/A	C NORRIS	16.714			
148	B GEBAUERS	4	148	L COPLEY	25	N/A	T CASH	16.889			
148	C ROBINSON	4	148	D LLOYD	25	N/A	G HADDON	17.000			
148	S HENDRY	4	150	S SIDDONS	23	N/A	D HARROP	17.500			



## JUNIOR STATISTICS 1992-2024 - AFTER DHORC 711

Sheet 1 of 4 (Note: Highlighted Names are Current 2024 Members, CS = Best Consecutive Results)

MEETINGS ATTENDED		RACES COMPLETED		DRIVER RANKING		FINALS WON					
Pos	JUNIOR (1st Race)	No	Pos	JUNIOR	No	Pos	JUNIOR	No	CS		
1	A TURNBULL	152	1	R LITHERLAND	917	1	* L SMITH	1.113	1	R LITHERLAND	61 (5)
1	R LITHERLAND	152	2	A TURNBULL	905	2	* A HUGHES	1.175	2	J HENRY	59 (3)
3	T CHADWICK	147	3	L TURNBULL	807	3	* AJ McPEAKE	1.275	3	A HALL	56
4	L TURNBULL	133	4	T CHADWICK	774	4	* J MELLOR	1.400	3	A TURNBULL	56 (2)
5	F HOLMES	130	5	F HOLMES	769	5	* J HENRY	1.438	5	T CHADWICK	51
6	G REYES-ENGLAND	128	6	G REYES-ENGLAND	766	6	* A HALL	1.475	6	J SISMEY	47
7	J HENRY	127	7	J HENRY	658	7	* R LITHERLAND	1.600	7	L BOWLES	40
8	J SISMEY	120	8	J SISMEY	654	8	* L BOWLES	1.613	8	H SMITH	37 (2)
9	H SMITH	113	9	Z ROYTHORNE	602	9	* T MEASHAM	1.638	9	J MELLOR	36
10	R REES	103	10	H SMITH	595	10	* A TURNBULL	1.663	10	L SMITH	33
11	Z ROYTHORNE	100	11	T MEASHAM	590	11	* T CHADWICK	1.825	11	P CONNALLY	32 (2)
12	P CONNALLY	95	12	L BROOKS	539	12	* J SISMEY	1.838	12	M MINNIS	31 (2)
13	C BRENTNALL	94	13	B ROYTHORNE	504	13	* JJ HUGHES-DOWD	1.863	12	A HUGHES	31
14	T MEASHAM	93	14	P CONNALLY	500	14	* M MINNIS	2.000	14	AJ McPEAKE	30 (2)
15	B ROYTHORNE	84	15	A HALL	490	15	* J PATEMAN	2.025	14	C BRENTNALL	30 (2)
16	L BROOKS	83	16	C BRENTNALL	486	16	* P CONNALLY	2.175	14	J PATEMAN	30
17	J MELLOR	82	17	J MELLOR	481	17	* C BRENTNALL	2.275	14	G REYES-ENGLAND	30
17	J LAWSON (18Aug15)	82	18	R REES	467	18	* C BULLOCK	2.300	14	JJ HUGHES-DOWD	30
19	A HALL	80	19	J PATEMAN	428	19	* C BOWLES	2.313	19	C BOWLES	28
20	C BOWLES	78	20	J LAWSON	410	20	* K ASHWORTH	2.513	19	L TURNBULL	28 (2)
20	L BOWLES	78	21	C BOWLES	402	21	* J WOODHOUSE	2.750	21	F HOLMES	26
22	T PANK	74	22	C BULLOCK	391	22	* N GULL	2.763	22	B ROYTHORNE	25 (2)
23	J PATEMAN	71	23	K LEVERS	381	23	* T PANK	2.800	22	Z ROYTHORNE	25 (3)
24	M MINNIS	68	24	T PANK	378	24	* JT HUGHES-DOWD	2.890	24	R REES	24
25	C BULLOCK	66	25	A HUGHES	372	25	* J LAWSON	2.990	25	J STEVENSON	23
25	K LEVERS	66	25	Ca HOLLAND	372	26	* H SMITH	2.975	25	T MEASHAM	23 (3)
27	AJ McPEAKE	65	27	J MARTINEZ	369	27	* Z ROYTHORNE	3.038	25	J LAWSON	23 (2)
28	A HUGHES	61	28	L BOWLES	353	28	* K LEVERS	3.125	28	L BROOKS	21 (2)
28	Ca HOLLAND	61	29	L SMITH	352	29	* K ALI	3.188	29	T PANK	20
30	J MARTINEZ	59	29	M LITHERLAND	352	30	* L TURNBULL	3.238	30	K LEVERS	15
30	JJ HUGHES-DOWD (18Oct22)	59	31	M MINNIS	343	31	* B ROYTHORNE	3.250	31	D BARKER	14
32	L SMITH	55	32	AJ McPEAKE	326	32	* P WALKER	3.325	31	M LITHERLAND	14
33	J STEVENSON	54	33	B BROOKS	325	33	* J THOMPSON	3.400	33	J MARTINEZ	13
34	M LITHERLAND	53	34	D PAUL	308	34	* J LISTER	3.700	34	C DAVENPORT	12
35	D BARKER	51	35	L CHADWICK	277	35	* T GREEN	3.725	34	K ALI	12
35	B BROOKS	51	36	J STEVENSON	276	36	* P MARTIN	3.763	34	D PAUL	12 (2)
37	D PAUL	49	37	D BARKER	266	36	* R COOK	3.763	37	J WOODHOUSE	11
38	J WOODHOUSE (09Aug22)	48	38	P MARTIN	263	38	* C DAVENPORT	3.775	38	M McNULTY	10
39	S SCHULE	47	39	S BOWMAN	244	39	* T STEVENSON	3.788	38	P MARTIN	10
39	L CHADWICK	47	40	P WALKER	236	40	* S SLATER	3.813	38	S BOWMAN	10
41	P WALKER	46	41	S SCHULE	234	41	* K SCHOFIELD	3.888	41	G HADDON	9
42	P MARTIN	45	41	J LISTER	234	42	* K COOK	4.050	41	T GREEN	9
42	T STEVENSON (18Oct22)	45	43	J HAGUES	221	43	* J GRAHAM	4.225	41	N GULL	9
44	J LISTER	41	44	R COOK	197	44	* F HOLMES	4.250	41	M BRADLEY	9
44	S BOWMAN	41	45	M BRADLEY	194	45	* G HADDON	4.500	41	J THOMPSON	9
46	J HAGUES	38	46	JJ HUGHES-DOWD	193	46	* E WOODHOUSE	4.625	46	K SCHOFIELD	8
47	E WOODHOUSE (31Jan23)	35	47	D JACKSON	190	47	* E HENRY	4.650	46	L CHADWICK	8
48	K ALI	30	48	I BRADLEY	189	48	* G REYES-ENGLAND	4.738	46	C BULLOCK	8
49	M McNULTY	29	49	K ALI	185	49	* A OXSPRING	4.750	46	B BROOKS	8 (2)
49	J BULLOCK	29	49	E JACKSON	185	50	* R REES	4.800	46	Ca HOLLAND	8

(Driver Ranking = Average Position in Qualifying, Final Position, Fastest Lap & Race Laps Over Last 20 club nights)

## JUNIOR STATISTICS 1992-2024 - AFTER DHORC 711

Sheet 2 of 4 (Note: Highlighted Names are Current 2024 Members, CS = Best Consecutive Results)

MEETINGS ATTENDED		RACES COMPLETED		DRIVER RANKING		FINALS WON					
Pos	JUNIOR (1st Race)	No	Pos	JUNIOR	No	Pos	JUNIOR	No	CS		
49	R COOK	29	51	N BRADFORD	172	51	* M BRADLEY	4.900	46	H TAYLOR	8
49	A OXSPRING	29	52	A BRADFORD	169	52	* D BARKER	5.038	52	R LEY	7
49	I BRADLEY	29	53	M SEO	163	53	* J STEVENSON	5.125	52	A CHATTLE	7
49	M BRADLEY	29	53	K COOK	163	54	* R HUGHES	5.275	52	A BRADFORD	7
49	D JACKSON	29	53	A OXSPRING	163	55	* J ELMORE	5.600	52	T STEVENSON	7
56	C DAVENPORT	28	53	S ROYTHORNE	163	55	* J MARTINEZ	5.600	56	S SLATER	6 (2)
56	E HENRY	28	57	J WOODHOUSE	161	57	* M SEO	5.675	56	P WALKER	6 (2)
56	E JACKSON	28	58	N GULL	156	58	* A CHATTLE	5.863	56	G CONNALLY	6
59	K SCHOFIELD	27	59	T STEVENSON	155	59	* L CHADWICK	6.025	56	E HENRY	6
60	N GULL	26	60	M McNULTY	154	60	* J WATSON	6.063	56	R COOK	6
60	N BRADFORD	26	60	J PERRY	154	61	* M LITHELAND	6.250	56	E JACKSON	6
62	G HADDON	25	62	R HUGHES	151	62	* M McNULTY	6.288	56	D JACKSON	6 (2)
62	A BRADFORD	25	63	J BULLOCK	150	63	* J BULLOCK	6.300	56	T JAMES	6 (2)
62	S ROYTHORNE	25	64	C DAVENPORT	149	64	* B BROOKS	6.488	56	J HAGUES	6 (2)
65	K COOK	24	65	K SCHOFIELD	144	65	* D PAUL	6.550	56	JT HUGHES-DOWD	6
65	J PERRY	24	66	E HENRY	143	66	* D JACKSON	7.088	66	L HAWLEY	5
65	J THOMPSON	24	67	G HADDON	138	67	* H TAYLOR	7.513	66	J BULLOCK	5
68	A CHATTLE	23	68	A CHATTLE	136	68	* S SCHULE	7.825	66	A HARTLEY	5 (2)
68	L STOTT-ZAFIROPOULOS	23	69	L STOTT-ZAFIROPOULOS	135	69	* S BOWMAN	8.050	66	B CARRINGTON	5
68	J ELMORE	23	70	H TAYLOR	134	70	* E STOTT-ZAFIROPOULOS	8.063	66	K ASHWORTH	5
71	J WATSON	22	71	K ASHWORTH	132	71	* S MAFFIN	8.275	66	M WARREN	5
71	R MAFFIN	22	71	J ELMORE	132	72	* L BROOKS	8.475	66	K COOK	5
71	T GREEN	22	73	T JAMES	131	73	* S MARTINEZ	8.600	66	N BRADFORD	5
71	R HUGHES	22	74	E STOTT-ZAFIROPOULOS	130	74	* T SHARP	8.663	66	I PAUL	5 (2)
71	E STOTT-ZAFIROPOULOS	22	75	B RILEY	124	75	* L STOTT-ZAFIROPOULOS	8.900	75	A REES	4
76	K ASHWORTH	21	76	T GREEN	119	76	* Ca HOLLAND	8.913	75	J WATSON	4
76	H TAYLOR	21	77	S MARTINEZ	117	77	* R MAFFIN	8.988	75	T SHARP	4
76	S MARTINEZ	21	78	J WATSON	113	78	* N BRADFORD	9.550	75	M WATTS	4
79	S SLATER	20	79	E WOODHOUSE	110	79	* I BRADLEY	9.688	75	J LISTER	4
79	T SHARP	20	80	R MAFFIN	109	80	* J HAGUES	9.800	75	B JEFFRIES	4
79	S MAFFIN	20	81	S SLATER	108	81	* S ROYTHORNE	10.000	75	E STOTT-ZAFIROPOULOS	4
79	T JAMES	20	81	B CARRINGTON	108	82	* A BRADFORD	10.775	75	L STOTT-ZAFIROPOULOS	4
79	JT HUGHES-DOWD (20Feb24)	20	83	T SHARP	103	83	* T JAMES	10.863	75	J ELMORE	4
79	J GRAHAM (20Feb24)	20	83	J GRATTON	103	84	* E JACKSON	12.500	75	S ROYTHORNE	4
85	B RILEY	19	85	S MAFFIN	99	85	* J PERRY	13.813	75	E DOYLE	4
85	E DOYLE	19	86	M WARREN	98	N/A	L CAPEWELL	2.438	86	A PANK	3
87	B CARRINGTON	18	87	F McCANDLESS	96	N/A	S GILLARD	2.725	86	C CLARK	3
88	R LEY	17	88	R LEY	92	N/A	M WARREN	2.817	86	R HUGHES	3
88	G CONNALLY	17	88	J THOMPSON	92	N/A	A WATHEY	3.545	86	J PERRY	3
88	J GRATTON	17	90	G CONNALLY	91	N/A	K JACKSON	3.563	86	J BLURTON	3
91	A HARTLEY	15	91	A HARTLEY	83	N/A	T REES	3.667	86	J GRAHAM	3
91	J MOSEDALE	15	92	A WATHEY	72	N/A	S TAGUE	3.813	92	C WOODCOCK	2
91	M WARREN	15	92	J MOSEDALE	72	N/A	A FEARN	3.850	92	Mat McNULTY	2
94	C KAVANAGH	13	92	B JEFFRIES	72	N/A	E DOYLE	3.895	92	J MOSEDALE	2
94	M WATTS	13	95	M WATTS	69	N/A	N ZIMMERMANN	3.969	92	D SPENCER	2
96	J DOBBINS	12	96	I PAUL	68	N/A	R LEY	4.103	92	N ZIMMERMANN	2
96	F McCANDLESS	12	97	C KAVANAGH	65	N/A	C CLARK	4.179	92	A OXSPRING	2
98	A PANK	11	97	E DOYLE	65	N/A	D SPENCER	4.375	92	L BLAKE	2
98	A WATHEY	11	99	JT HUGHES-DOWD	64	N/A	N BLACK	4.375	92	D JEFFRIES	2 (2)
98	N McDONALD	11	100	J GRAHAM	63	N/A	M BUCKLEY	4.417	92	J GRATTON	2

## JUNIOR STATISTICS 1992-2024 - AFTER DHORC 711

Sheet 3 of 4 (Note: Highlighted Names are Current 2024 Members, CS = Best Consecutive Results)

MEETINGS ATTENDED		RACES COMPLETED		DRIVER RANKING		FINALS WON					
Pos	JUNIOR (1st Race)	No	Pos	JUNIOR	No	Pos	JUNIOR	No	CS		
101	S GILLARD	10	101	D JEFFRIES	62	N/A	M WESTON	4.438	92	F McCANDLESS	2
101	A FEARN	10	102	A FEARN	61	N/A	T KERR	4.458	92	I BRADLEY	2
101	I MATTHEWS	10	102	I MATTHEWS	61	N/A	L BLAKE	4.500	92	E PAUL	2 (2)
104	L HAWLEY	9	104	J DOBBINS	60	N/A	M YEOMANS	4.563	92	B RILEY	2
104	D NEALE	9	105	A PANK	58	N/A	I MATTHEWS	5.075	92	J McDONALD	2
104	C WOODCOCK	9	106	N McDONALD	57	N/A	J DOBBINS	5.083	92	T KERR	2
104	Mat McNULTY	9	107	J BLURTON	56	N/A	N McDONALD	5.114	92	E WOODHOUSE	2
104	B JEFFRIES	9	108	Ca BLURTON	55	N/A	A HARTLEY	5.212	108	S GILLARD	1
104	D JEFFRIES	9	109	E PAUL	54	N/A	B REES	5.350	108	C KAVANAGH	1
104	I PAUL	9	110	N ZIMMERMANN	51	N/A	J MOSEDALE	5.462	108	D NEALE	1
104	E PAUL	9	111	S GILLARD	50	N/A	M WILLIS	5.750	108	A MILNER	1
112	M SEO	8	111	L HAWLEY	50	N/A	B CARRINGTON	5.847	108	T REES	1
112	TI REES	8	113	S LIVESEY	49	N/A	J McDONALD	6.458	108	R MAFFIN	1
112	C BARTLETT	8	114	C BARTLETT	48	N/A	B JEFFRIES	6.472	108	T ALLDREAD	1
112	Ca BLURTON	8	115	Mat McNULTY	47	N/A	L BELL	6.550	108	M HART	1
112	J BLURTON	8	116	C WOODCOCK	46	N/A	D GEBAUERS	6.750	108	S MAFFIN	1
117	A MILNER	7	117	D NEALE	44	N/A	D NEALE	7.083	108	D GEBAUERS	1
117	A REES	7	118	C CLARK	41	N/A	L HAWLEY	7.083	108	L BELL	1
117	C CLARK	7	119	TI REES	40	N/A	D JEFFRIES	7.111	108	M SEO	1
117	N ZIMMERMANN	7	120	A REES	38	N/A	Mat McNULTY	7.167	108	A FEARN	1
117	M BUCKLEY	7	120	J McDONALD	38	N/A	C BARTLETT	7.344	108	I MATTHEWS	1
122	M HART	6	122	A MILNER	36	N/A	J GRATTON	7.426	108	M WILLIS	1
122	S LIVESEY	6	123	B REES	35	N/A	M WATTS	7.519	108	B REES	1
122	SM BLURTON	6	124	M BUCKLEY	33	N/A	C WOODCOCK	8.056	108	S TAGUE	1
122	J McDONALD	6	125	M HART	31	N/A	R FREEMAN	8.417	108	L CAPEWELL	1
122	T KERR	6	125	A PARKIN	31	N/A	H MOHAMMED	8.500	108	M BUCKLEY	1
127	L BELL	5	125	SM BLURTON	31	N/A	G CONNALLY	8.588	108	S LIVESEY	1
127	B REES	5	128	L PARKIN	30	N/A	B RILEY	8.697	108	L PARKIN	1
127	L BLAKE	5	129	K JACKSON	29	N/A	A STOTT	8.750	108	A PARKIN	1
127	A PARKIN	5	129	M WESTON	29	N/A	A MILNER	8.786	108	R FREEMAN	1
127	L PARKIN	5	129	R FREEMAN	29	N/A	M HART	9.417	108	S MARTINEZ	1
132	D SPENCER	4	132	L BELL	26	N/A	Ca BLURTON	9.594	108	E DOYLE	1
132	M YEOMANS	4	132	M YEOMANS	26	N/A	J BLURTON	9.781			
132	M WILLIS	4	134	S TAGUE	24	N/A	A PANK	10.114			
132	S TAGUE	4	134	T KERR	24	N/A	T ALLDREAD	10.167			
132	K JACKSON	4	136	D SPENCER	23	N/A	E GIBBS	10.417			
132	L CAPEWELL	4	137	M WILLIS	20	N/A	F McCANDLESS	10.558			
132	M WESTON	4	137	L CAPEWELL	20	N/A	C KAVANAGH	10.692			
139	T REES	3	139	T REES	16	N/A	TI REES	10.719			
139	D ALLDREAD	3	139	T ALLDREAD	16	N/A	D ALLDREAD	10.750			
139	T ALLDREAD	3	139	D GEBAUERS	16	N/A	A REES	10.786			
139	D GEBAUERS	3	142	D ALLDREAD	15	N/A	SM BLURTON	10.833			
139	E GIBBS	3	142	E GIBBS	15	N/A	A PARKIN	11.300			
139	R FREEMAN	3	144	H MOHAMMED	14	N/A	E PAUL	11.806			
145	N BLACK	2	145	L BLAKE	13	N/A	L PARKIN	12.900			
146	H MOHAMMED	1	146	N BLACK	10	N/A	S LIVESEY	13.083			
146	A STOTT	1	147	A STOTT	5	N/A	I PAUL	13.667			



## Outright Track Record Holders After DHORC 711

### Adults

Pos	Name	Qualifying	F1	GC	F1	GC	Total
			Fastest Laps	Fastest Laps	Race Laps	Race Laps	
1	L Pateman	36	46	60	28	48	218
2	S Goodlip	28	42	10	32	19	131
3	A Smith	42	10	34	13	30	129
4	N Sismey	16	7	12	15	16	66
5	J Sismey	15	7	8	13	12	55
6	M Chadwick	12			8	9	29
7	P Rees	5	4		12	3	24
8	W Lander	8	5	3	6		22
9	A McPeake	4	3	5	7		19
10	J Tague	4	3	2	2	5	16
11	J Lymer	4	2	1	2	1	10
12	T Baldock	3	1	1	1	2	8
13	D Garbett	1	1	1	3	1	7
14	L Smith	2	1	3			6
15	A Turnbull		2		3		5
15	C Roythorne		2	2		1	5
17	JJ Hughes-Dowd	1			2		3
17	J Neale				2	1	3
17	S Anand	1			1	1	3
17	T Chadwick		1		2		3
17	J Lamb	1		1	1		3
22	M Allsopp				2		2
22	S Lander			1	1		2
22	C Bowles	1	1				2
25	G Peach		1				1
25	D McPeake		1				1
25	J Roythorne				1		1
25	S Smith				1		1
25	S Pank				1		1
25	D Hughes-Dowd	1					1
25	M Graham			1			1
Total		184	140	144	159	149	776

Note: Some Records Can Be Held By More Than One Member - Highlighted Names 2024 Members



## Outright Track Record Holders After DHORC 711

### Juniors

Pos	Name	Qualifying	F1	GC	F1	GC	Total
			Fastest Laps	Fastest Laps	Race Laps	Race Laps	
1	A Turnbull	31	21	16	33	17	118
2	R Litherland	24	21	26	13	28	112
3	J Sismey	15	15	12	11	17	70
4	A Hall	12	8	6	13	11	50
5	T Chadwick	7	6	10	7	19	49
6	JJ Hughes-Dowd	19	9	3	10	2	43
7	AJ McPeake	10	9	4	9	4	36
8	L Bowles	12	3	5	3	8	31
9	T Measham	6	4	1	13	3	27
9	J Henry	2	9	5	9	2	27
11	J Mellor	10	4	4	2	4	24
11	H Smith	7	5	5	3	4	24
13	M Minnis	6	2	4	2	5	19
14	Z Roythorne	2	2	6		8	18
15	J Pateman	4	4	5	1	3	17
16	B Roythorne	1	1	6		2	10
17	F Holmes	1	3	2	3		9
17	C Brentnall		2	3		4	9
19	A Hughes	2	1	5			8
19	L Smith		4		4		8
21	J Woodhouse	4	1	1	1		7
21	JT Hughes-Dowd	2		3		2	7
23	J Lawson	1		1	2	2	6
23	T Pank		1	3	2		6
23	C Bowles	2	1		1	2	6
23	E Woodhouse	2	1	2	1		6
27	P Connally		1	3			4
27	R Rees	1	1	1		1	4
27	K Ashworth	1	1	1		1	4
27	L Turnbull	1	1		2		4
31	K Levers		1		1	1	3
32	P Martin		1		1		2
32	N Gull		1		1		2
34	Ca Holland			1			1
34	E Henry		1				1
34	C Clark					1	1
34	K Ali				1		1
34	B Brooks				1		1
34	J Elmore		1				1
34	S Roythorne			1			1
34	A Hartley			1			1
<b>Total</b>		<b>185</b>	<b>146</b>	<b>146</b>	<b>150</b>	<b>151</b>	<b>778</b>

Note: Some Records Can Be Held By More Than One Member - Highlighted Names 2024 Members

# DHORC Statistics 2024

Poles		Adult				Junior				Poles	
Records		Name	Total	2024	Name	Total	2024	Records			
<b>All Time</b>		L Pateman	131	2	JJ Hughes-Dowd	27	17	<b>All Time</b>			
L Pateman	131	S Goodlip	100	6	J Lawson	11	1	R Litherland	61		
<b>Season</b>		N Sismey	86		J Woodhouse	6	4	<b>Season</b>			
S Goodlip	17	A Smith	74	14	JT Hughes-Dowd	4	4	L Smith	21		
		P Rees	21	2	E Woodhouse	2					
		L Smith	6		T Stevenson	1	1				
		G Peach	2								
		A Turnbull	2								
		C Bowles	2								
		R Litherland	2	2							
		JJ Hughes-Dowd	1	1							
		D Hughes-Dowd	1	1							
<b>Race Wins</b>		<b>Adult</b>				<b>Junior</b>				<b>Race Wins</b>	
Records		Name	Total	2024	Name	Total	2024	Records			
<b>All Time</b>		L Pateman	124	2	JJ Hughes-Dowd	27	17	<b>All Time</b>			
L Pateman	124	S Goodlip	96	6	J Lawson	10		A Hall	49		
<b>Season</b>		N Sismey	86		J Woodhouse	6	3	<b>Season</b>			
W Lander	16	A Smith	64	11	JT Hughes-Dowd	4	4	L Smith	20		
		P Rees	33	4	E Woodhouse	2	2	A Hall	20		
		A Turnbull	4		T Stevenson	1	1				
		L Smith	4								
		G Peach	3								
		JJ Hughes-Dowd	3	3							
		R Litherland	2								
		C Bowles	2	1							
		S Smith	1								
<b>Fast Laps</b>		<b>Adult</b>				<b>Junior</b>				<b>Fast Laps</b>	
Records		Name	Total	2024	Name	Total	2024	Records			
<b>All Time</b>		L Pateman	288	2	JJ Hughes-Dowd	22	16	<b>All Time</b>			
L Pateman	288	A Smith	74	14	J Lawson	12	1	J Sismey	59		
<b>Season</b>		S Goodlip	70	7	E Woodhouse	5	2	<b>Season</b>			
L Pateman	19	N Sismey	51		JT Hughes-Dowd	5	5	L Smith	21		
A Smith	19	P Rees	14	2	J Woodhouse	4	2				
		L Smith	7		T Stevenson	1	1				
		C Bowles	4								
		G Peach	3								
		A Turnbull	2								
		JJ Hughes-Dowd	1								
		B Johnson	1								
		M Graham	1	1							
		R Litherland	1	1							
<b>Race Laps</b>		<b>Adult</b>				<b>Junior</b>				<b>Race Laps</b>	
Records		Name	Total	2024	Name	Total	2024	Records			
<b>All Time</b>		L Pateman	192	2	JJ Hughes-Dowd	23	15	<b>All Time</b>			
L Pateman	192	N Sismey	91		J Lawson	10	1	R Litherland	63		
<b>Season</b>		A Smith	79	13	J Woodhouse	6	3	<b>Season</b>			
W Lander	16	S Goodlip	80	6	JT Hughes-Dowd	4	4	A Hall	22		
		P Rees	27	4	T Stevenson	2	2				
		L Smith	10		E Woodhouse	2	2				
		JJ Hughes-Dowd	4	3							
		G Peach	2								
		A Turnbull	2								
		C Bowles	2								
		S Smith	1								

Current Members Best Ever Position Records after DHORC 711																			
Qualifying					Final Position					Fastest Laps					Race Laps				
Pos	Adult	DHORC	Gap	Date	Pos	Adult	DHORC	Gap	Date	Pos	Adult	DHORC	Gap	Date	Pos	Adult	DHORC	Gap	Date
1	S Goodlip	711	0	01-Oct-24	1	C Bowles	711	0	01-Oct-24	1	S Goodlip	711	0	01-Oct-24	1	S Goodlip	711	0	01-Oct-24
1	P Rees	708	3	24-Sep-24	1	P Rees	710	1	01-Oct-24	1	R Litherland	709	2	24-Sep-24	1	A Smith	707	4	06-Aug-24
1	A Smith	707	4	06-Aug-24	1	S Goodlip	709	2	24-Sep-24	1	A Smith	707	4	06-Aug-24	1	P Rees	706	5	06-Aug-24
1	R Litherland	705	6	23-Jul-24	1	A Smith	707	4	06-Aug-24	1	M Graham	703	8	23-Jul-24	1	L Pateman	703	8	23-Jul-24
1	D Hughes-Dowd	703	8	23-Jul-24	1	L Pateman	703	8	23-Jul-24	1	L Pateman	702	9	23-Jul-24	1	JJ Hughes-Dowd	702	9	23-Jul-24
1	L Pateman	702	9	23-Jul-24	1	JJ Hughes-Dowd	702	9	23-Jul-24	1	P Rees	694	17	14-May-24	1	N Sismey	673	38	25-Jul-23
1	JJ Hughes-Dowd	696	15	04-Jun-24	1	A Turnbull	675	36	08-Aug-23	1	N Sismey	672	39	25-Jul-23	1	S Smith	671	40	25-Jul-23
1	N Sismey	672	39	25-Jul-23	1	N Sismey	673	38	25-Jul-23	1	C Bowles	669	42	18-Jul-23	1	C Bowles	653	58	08-Nov-22
1	A Turnbull	671	40	25-Jul-23	1	S Smith	671	40	25-Jul-23	1	A Turnbull	625	86	19-Oct-22	1	A Turnbull	635	76	22-Feb-22
1	C Bowles	647	64	09-Aug-22	1	R Litherland	652	59	18-Oct-22	1	L Smith	591	120	23-Feb-19	1	L Smith	579	132	04-Sep-18
1	L Smith	591	120	23-Feb-19	1	L Smith	566	145	24-Feb-18	1	G Peach	565	146	24-Feb-18	1	G Peach	565	146	24-Feb-18
1	G Peach	565	146	24-Feb-18	1	G Peach	537	174	25-Feb-17	1	B Johnson	132	579	16-Nov-99	2	R Litherland	624	87	28-Sep-21
2	A Woodhouse	674	37	25-Jul-23	3	D Latham	704	7	23-Jul-24	2	D Hughes-Dowd	702	9	23-Jul-24	3	D Latham	704	7	23-Jul-24
3	D Latham	704	7	23-Jul-24	3	JT Hughes-Dowd	702	9	23-Jul-24	3	L Blacker	691	20	09-Apr-24	3	JT Hughes-Dowd	702	9	23-Jul-24
4	S Gray	705	6	23-Jul-24	3	L Blacker	673	38	25-Jul-23	4	S Gray	705	6	23-Jul-24	3	L Blacker	674	37	25-Jul-23
4	A Stevenson	703	8	23-Jul-24	3	A Woodhouse	672	39	25-Jul-23	4	M Dutton	702	9	23-Jul-24	3	A Woodhouse	672	39	25-Jul-23
4	JT Hughes-Dowd	702	9	23-Jul-24	3	D Turnbull	527	184	13-Sep-16	4	D Latham	700	11	16-Jul-24	4	M Graham	702	9	23-Jul-24
4	D Turnbull	658	53	13-Dec-22	4	M Graham	702	9	23-Jul-24	4	S Smith	671	40	25-Jul-23	4	S Gray	672	39	25-Jul-23
4	L Blacker	650	61	27-Sep-22	4	S Gray	672	39	25-Jul-23	4	D Turnbull	564	147	24-Feb-18	5	J Lawson	701	10	16-Jul-24
5	S Smith	671	40	25-Jul-23	5	J Lawson	701	10	16-Jul-24	5	JT Hughes-Dowd	695	16	14-May-24	5	D Turnbull	596	115	09-Apr-19
5	B Johnson	242	469	11-Jan-05	6	D Hughes-Dowd	709	2	24-Sep-24	5	A Woodhouse	674	37	25-Jul-23	6	D Hughes-Dowd	709	2	24-Sep-24
6	M Dutton	699	12	25-Jun-24	6	M Dutton	699	12	25-Jun-24	6	A Stevenson	703	8	23-Jul-24	6	R Lawson	530	181	18-Oct-16
7	H Smith	672	39	25-Jul-23	6	R Lawson	530	181	18-Oct-16	6	JJ Hughes-Dowd	670	41	18-Jul-23	6	B Johnson	132	579	16-Nov-99
7	R Lawson	629	82	30-Nov-21	6	B Johnson	236	475	28-Sep-04	6	H Smith	658	53	13-Dec-22	7	A Stevenson	702	9	23-Jul-24
8	M Graham	690	21	09-Apr-24	7	A Stevenson	702	9	23-Jul-24	6	J Lawson	650	61	27-Sep-22	8	J Graham	708	3	24-Sep-22
8	J Lawson	650	61	27-Sep-22	8	H Smith	657	54	13-Dec-22	8	R Lawson	530	181	18-Oct-16	8	H Smith	657	54	13-Dec-22
11	J Graham	708	3	24-Sep-24	9	J Graham	708	3	24-Sep-24	9	J Graham	708	3	24-Sep-24	8	M Dutton	647	64	09-Aug-22
1	JT Hughes-Dowd	711	0	01-Oct-24	1	JT Hughes-Dowd	711	0	01-Oct-24	1	JT Hughes-Dowd	711	0	01-Oct-24	1	JT Hughes-Dowd	711	0	01-Oct-24
1	JJ Woodhouse	710	1	01-Oct-24	1	JJ Woodhouse	710	1	01-Oct-24	1	JJ Woodhouse	710	1	01-Oct-24	1	JJ Woodhouse	710	1	01-Oct-24
1	J Lawson	707	4	06-Aug-24	1	J Woodhouse	707	4	06-Aug-24	1	J Woodhouse	707	4	06-Aug-24	1	J Woodhouse	705	6	23-Jul-24
1	J Lawson	701	10	16-Jul-24	1	E Woodhouse	705	6	23-Jul-24	1	E Woodhouse	705	6	23-Jul-24	1	E Woodhouse	705	6	23-Jul-24
1	T Stevenson	699	12	25-Jun-24	1	T Stevenson	703	8	23-Jul-24	1	T Stevenson	703	8	23-Jul-24	1	T Stevenson	703	8	23-Jul-24
1	E Woodhouse	674	37	25-Jul-23	1	J Lawson	656	55	29-Nov-22	1	J Lawson	701	10	16-Jul-24	1	J Lawson	691	20	09-Apr-24
2	J Graham	696	15	04-Jun-24	2	J Graham	697	14	04-Jun-24	2	J Graham	696	15	04-Jun-24	4	J Graham	696	15	04-Jun-24

Distance Covered In DHORC Club Championship 2024							
Pos	Competitor	Class	Laps	Feet	Feet / Race	Miles	Races
1	N Sismey	A	1,952.0	208,647	2,344	39.5	89
2	P Rees	A	1,840.1	194,981	2,267	36.9	86
3	A Smith	A	1,732.3	193,692	2,690	36.7	72
4	L Blacker	A	1,810.6	183,295	2,291	34.7	80
5	S Goodlip	A	1,637.7	177,257	2,607	33.6	68
6	S Gray	A	1,564.3	165,450	1,924	31.3	86
7	JJ Hughes-Dowd	J	1,429.7	153,775	1,947	29.1	79
8	R Litherland	A	1,473.0	151,821	2,372	28.8	64
9	L Pateman	A	1,244.8	151,276	2,440	28.7	62
10	D Turnbull	A	1,369.5	147,323	2,135	27.9	69
11	A Woodhouse	A	1,331.3	144,972	1,883	27.5	77
12	J Woodhouse	J	1,304.0	141,034	1,741	26.7	81
13	D Hughes-Dowd	A	1,199.7	127,088	1,717	24.1	74
14	D Latham	A	1,121.9	122,267	2,004	23.2	61
15	JT Hughes-Dowd	J	1,176.0	118,880	1,858	22.5	64
16	B Johnson	A	1,018.5	112,991	2,018	21.4	56
17	M Graham	A	1,132.6	112,263	1,871	21.3	60
18	A Stevenson	A	998.5	109,034	1,817	20.7	60
19	J Graham	J	1,046.2	102,433	1,626	19.4	63
20	C Bowles	A	917.0	99,549	2,164	18.9	46
21	T Stevenson	J	898.5	99,324	1,628	18.8	61
22	JJ Hughes-Dowd	A	831.2	88,369	2,209	16.7	40
23	G Peach	A	700.1	85,659	2,447	16.2	35
24	L Smith	A	757.9	84,069	2,102	15.9	40
25	E Woodhouse	J	629.3	67,449	1,349	12.8	50
26	JT Hughes-Dowd	A	605.9	64,369	2,384	12.2	27
27	R Lawson	A	642.2	63,184	2,106	12.0	30
28	J Lawson	J	560.2	56,374	1,879	10.7	30
29	M Dutson	A	456.4	56,071	1,752	10.6	32
30	J Lawson	A	255.2	26,949	2,246	5.1	12
31	A Turnbull	A	113.0	16,545	2,758	3.1	6
32	H Smith	A	102.3	14,979	2,140	2.8	7
33	S Smith	A	86.1	12,607	2,101	2.4	6
34	J Graham	A	39.7	3,705	1,235	0.7	3
Pos	Competitor	Class	33,977.7	3,657,682.8	2,060.4	692.7	1,776

# Next Circuit

Misano



**Where Do We Race Next?**

**What Are The Records?**

**Who Has Been On The Podium?**

# Circuit History

The **Misano World Circuit** (officially known as Misano World Circuit Marco Simoncelli or Misano Circuit Sic 58, and before 2006 called Circuito Internazionale Santa Monica Misano) is a race track located next to the town of Misano Adriatico (Province of Rimini) in the frazione of Santa Monica-Cella. Originally designed in 1969 as a length of 3.488 km (2.167 mi), it hosted its first event in 1972. In 1993, the track length was increased to 4.064 km (2.525 mi).

As of 2007, it began hosting the San Marino and Rimini Coast Grand Prix as part of the MotoGP World Championship.

In 2012, the track was renamed to commemorate Marco Simoncelli, a local motorcycle racer who died in 2011.

Misano was the first circuit we ran in the Table Tennis Room on 07Oct14 when the walls were still painted dark green.

Rounds 8 & 9		Misano (Italy)			Rounds 28 & 29		
Previous Results							
		Adults	1st	2nd	3rd		
DHORC 161	15-May 2001	135'8"	M Chadwick	S Goodlip	L Pateman		
DHORC 183	07-May 2002	135'8"	J Tague	N Sismey	M Chadwick		
DHORC 205	06-May 2003	135'8"	L Pateman	A McPeake	S Goodlip		
DHORC 227	04-May 2004	135'8"	L Pateman	M Chadwick	A McPeake		
DHORC 270	18-Apr 2006	135'8"	W Lander	M Chadwick	N Sismey		
DHORC 287	23-Jan 2007	135'8"	W Lander	J Sismey	L Pateman		
DHORC 325	07-Oct 2008	135'8"	N Sismey	L Pateman	J Sismey		
DHORC 373	05-Oct 2010	135'8"	M Chadwick	J Levers	N Sismey		
DHORC 425	02-Oct 2012	135'8"	J Sismey	L Pateman	N Sismey		
DHORC 477	07-Oct 2014	135'8"	P Rees	S Goodlip	N Sismey		
DHORC 692 F1	30-Apr 2024	135'8"	S Goodlip	L Pateman	A Smith		
DHORC 693 GC	30-Apr 2024	135'8"	A Smith	S Goodlip	P Rees		
DHORC 712 F1	22-Oct 2024	135'8"					
DHORC 713 GC	22-Oct 2024	135'8"					

		Adults	1st	2nd	3rd	
DHORC 161	15-May 2001	135'8"	T Chadwick	C Bullock		
DHORC 183	07-May 2002	135'8"	T Chadwick	J Sismey	R Rees	
DHORC 205	06-May 2003	135'8"	J Sismey	T Green	R Rees	
DHORC 227	04-May 2004	135'8"	J Sismey	T Chadwick	T Measham	
DHORC 270	18-Apr 2006	135'8"	K All	T Measham	A Hughes	
DHORC 287	23-Jan 2007	135'8"	A Hughes	C Bullock	K All	
DHORC 325	07-Oct 2008	135'8"	L Smith	R Cook	K Cook	
DHORC 373	05-Oct 2010	135'8"	K Levers	J Mellor	N Gull	
DHORC 425	02-Oct 2012	135'8"	J Mellor	J Pateman	J Lister	
DHORC 477	07-Oct 2014	135'8"	A Hall	B Brooks	A Turnbull	
DHORC 692 F1	30-Apr 2024	135'8"	JJ Hughes-Dowd	J Woodhouse	JT Hughes-Dowd	
DHORC 693 GC	30-Apr 2024	135'8"	JJ Hughes-Dowd	J Woodhouse	JT Hughes-Dowd	
DHORC 712 F1	22-Oct 2024	135'8"				
DHORC 713 GC	22-Oct 2024	135'8"				

Circuit Records			Lap Length 135' 8"		
<b>Qualifying</b>					
F1/GC	W Lander	23Jan07			
	83.8 Laps				
F1	L Pateman	30Apr24			
	34.3 Laps				
GC	A Smith	30Apr24			
	48.9 Laps				
<b>Fastest Laps</b>					
F1	A Smith	30Apr24			
	8.11 Secs				
GC	A Smith	30Apr24			
	6.44 Secs				
<b>Race Laps</b>					
F1	W Lander	07Oct08			
	19.8 Laps				
GC	A Smith	30Apr24			
	25.2 Laps				
<b>Final Points</b>					
7.0 Points	A Holliday	07Oct14			

**Misano World Circuit Marco Simoncelli**  
135' 8"

Diagram showing track layout with 9 numbered corners and power input locations (1-9).

DHORC 712 & 713

## Misano Adult Best Off Chart 1

Qualifying Combined					Final Points			
Pos	Adult	Laps	MPH	Date	Pos	Adult	Pts	Date
1	W Lander	83.8	10.766	23-Jan-07	1	A Holliday	7.0	07-Oct-14
2	J Tague	82.7	10.625	07-May-02	2	L Pateman	5.0	15-May-01
3	L Pateman	81.9	10.522	02-Oct-12	2	S Lander	5.0	04-May-04
4	J Sismey	81.8	10.509	07-Oct-08	2	C Slater	5.0	07-Oct-08
5	A McPeake	80.5	10.342	04-May-04	5	N Sismey	4.0	07-Oct-08
6	N Sismey	80.4	10.329	07-May-02	6	P Rees	3.5	15-May-01
7	S Goodlip	79.8	10.252	07-May-02	6	D Latham	3.5	30-Apr-24
8	M Chadwick	79.4	10.201	15-May-01	6	JT Hughes-Dowd	3.5	30-Apr-24
9	D McPeake	75.8	9.738	07-May-02	9	M Chadwick	3.0	07-May-02
9	S Anand	75.8	9.738	02-Oct-12	9	R Seaman	3.0	07-May-02
11	J Levers	75.3	9.674	05-Oct-10	9	G Peach	3.0	07-May-02
12	P Rees	74.8	9.610	05-Oct-10	9	J Henry	3.0	07-May-02
13	R Seaman	74.4	9.558	04-May-04	9	D Green	3.0	07-May-02
13	M Allsopp	74.4	9.558	07-Oct-14	9	G Weston	3.0	23-Jan-07
15	T Measham	74.2	9.533	07-Oct-08	9	S Goodlip	3.0	07-Oct-08
16	C Bowles	73.4	9.430	07-May-02	9	R Masters	3.0	05-Oct-10
17	G Peach	73.3	9.417	15-May-01	9	M Allsopp	3.0	05-Oct-10
17	K Lye	73.3	9.417	05-Oct-10	9	P Levers	3.0	05-Oct-10
19	T Chadwick	72.9	9.366	05-Oct-10	19	C Bowles	2.5	15-May-01
20	N Lambert	72.3	9.288	04-May-04	19	J Tague	2.5	06-May-03
21	R Blake	72.1	9.263	05-Oct-10	19	J Sismey	2.5	18-Apr-06
22	J Neale	71.9	9.237	15-May-01	19	T Measham	2.5	23-Jan-07
23	L Smith	71.1	9.134	05-Oct-10	19	P Barber	2.5	23-Jan-07
24	D Passell	70.8	9.096	07-Oct-14	19	K Lye	2.5	05-Oct-10
25	A Bullock	70.3	9.032	18-Apr-06	19	R Blake	2.5	05-Oct-10
26	R Crossland	69.8	8.967	07-Oct-14	19	M Holland	2.5	05-Oct-10
27	G Weston	69.0	8.865	23-Jan-07	19	A Bullock	2.5	02-Oct-12
28	J Mellor	68.0	8.736	07-Oct-14	19	M Blood	2.5	02-Oct-12
29	J Holmes	66.7	8.569	07-Oct-14	19	JJ Hughes-Dowd	2.5	30-Apr-24
30	P Levers	66.6	8.556	05-Oct-10	30	W Lander	2.0	18-Apr-06
31	R Masters	66.4	8.531	18-Apr-06	30	A Smith	2.0	30-Apr-24
32	P Barber	66.3	8.518	05-Oct-10	32	J Neale	1.5	15-May-01
33	J Lamb	65.3	8.389	07-Oct-14	32	A McPeake	1.5	15-May-01
34	M Knighton	63.5	8.158	04-May-04	32	A Fearn	1.5	23-Jan-07
35	A Fearn	63.2	8.119	23-Jan-07	32	S Anand	1.5	23-Jan-07
36	C Henry	63.0	8.094	07-May-02	32	D McPeake	1.5	07-May-02
37	C Bullock	62.9	8.081	07-Oct-08	32	N Lambert	1.5	05-Oct-10
38	J Henry	62.3	8.004	07-May-02	32	J Levers	1.5	05-Oct-10
39	J Roythorne	61.8	7.940	07-Oct-14	32	T Chadwick	1.5	05-Oct-10
40	C Slater	61.0	7.837	07-Oct-08	32	C Roythorne	1.5	05-Oct-10
40	C Roythorne	61.0	7.837	05-Oct-10	32	D Buckley	1.5	05-Oct-10
42	S Lander	60.8	7.811	04-May-04	32	Da Buckley	1.5	02-Oct-12
43	D Edwards	59.9	7.695	02-Oct-12	32	D Passell	1.5	07-Oct-14
44	C Carrington	59.3	7.618	04-May-04	32	J Holmes	1.5	07-Oct-14
45	D Leverton	58.8	7.554	07-Oct-14	32	J Lamb	1.5	07-Oct-14
46	D Green	58.7	7.541	07-May-02	32	C Stannard	1.5	07-Oct-14
47	C Bradford	58.4	7.503	07-Oct-14	32	D Turnbull	1.5	30-Apr-24
48	J Chell	58.2	7.477	07-Oct-08	32	S Gray	1.5	30-Apr-24
48	M Holland	58.2	7.477	05-Oct-10	49	M Knighton	1.0	04-May-04
50	A Holliday	58.1	7.464	15-May-01	49	C Carrington	1.0	04-May-04

## Misano Adult Best Off Chart 2

Qualifying Combined					Final Points			
Pos	Adult	Laps	MPH	Date	Pos	Adult	Pts	Date
51	R Hill	57.9	7.439	05-Oct-10	49	J Chell	1.0	07-Oct-08
52	D Buckley	57.0	7.323	05-Oct-10	49	R Crossland	1.0	05-Oct-10
53	M Blood	56.9	7.310	02-Oct-12	49	R Hill	1.0	02-Oct-12
54	Da Buckley	56.0	7.194	02-Oct-12	49	J Mellor	1.0	07-Oct-14
55	A Dobbins	55.5	7.130	23-Jan-07	49	D Leverton	1.0	07-Oct-14
56	J Fletcher	55.1	7.079	02-Oct-12	49	D Edwards	1.0	02-Oct-12
57	R Spencer	54.0	6.937	04-May-04	49	J Fletcher	1.0	02-Oct-12
58	L Copley	53.8	6.912	23-Jan-07	49	B Johnson	1.0	30-Apr-24
59	Ch Holland	52.6	6.758	05-Oct-10	49	L Blacker	1.0	30-Apr-24
60	C Stannard	49.6	6.372	07-Oct-14	60	J Roythorne	0.5	07-Oct-14
61	A Smith	N/A	N/A	N/A	60	L Copley	0.5	23-Jan-07
61	A Stevenson	N/A	N/A	N/A	60	L Smith	0.5	05-Oct-10
61	A Woodhouse	N/A	N/A	N/A	60	Ch Holland	0.5	05-Oct-10
61	B Johnson	N/A	N/A	N/A	60	R Spencer	0.5	04-May-04
61	D Latham	N/A	N/A	N/A	60	C Bullock	0.5	07-Oct-08
61	D Turnbull	N/A	N/A	N/A	60	C Henry	0.5	07-May-02
61	JJ Hughes-Dowd	N/A	N/A	N/A	67	C Bradford	0.0	05-Oct-10
61	JT Hughes-Dowd	N/A	N/A	N/A	67	A Dobbins	0.0	23-Jan-07
61	L Blacker	N/A	N/A	N/A	67	A Stevenson	0.0	30-Apr-24
61	S Gray	N/A	N/A	N/A	67	A Woodhouse	0.0	30-Apr-24





### Misano Adult Best Off Chart 3 - F1 A

Qualifying					Fastest Laps					Race Laps				
Pos	Adult	Laps	MPH	Date	Pos	Adult	Time	MPH	Date	Pos	Adult	Laps	MPH	Date
1	L Pateman	34.3	8.813	30-Apr-24	1	S Goodlip	8.11	11.406	07-May-02	1	W Lander	19.8	10.175	07-Oct-08
2	S Goodlip (M)	33.8	8.685	30-Apr-24	2	W Lander	8.22	11.253	23-Jan-07	2	L Pateman	19.7	10.124	04-May-04
3	A Smith (M)	33.4	8.582	30-Apr-24	3	L Pateman	8.27	11.185	06-May-03	3	S Goodlip	19.6	10.072	07-May-02
4	G Peach	33.1	8.505	30-Apr-24	4	A McPeake	8.38	11.038	04-May-04	4	M Chadwick	19.3	9.918	18-Apr-06
5	N Sismey (M)	32.7	8.402	30-Apr-24	4	S Lander	8.38	11.038	04-May-04	5	J Tague	19.2	9.867	07-May-02
6	P Rees (M)	32.0	8.222	30-Apr-24	6	J Tague	8.41	10.999	07-May-02	6	N Lambert	19.1	9.815	07-May-02
7	L Blacker	30.4	7.811	30-Apr-24	7	P Rees	8.50	10.882	15-May-01	6	J Sismey	19.1	9.815	07-Oct-08
8	A Woodhouse	29.2	7.503	30-Apr-24	8	C Bowles	8.60	10.756	07-May-02	8	S Lander	19.0	9.764	04-May-04
8	JJ Hughes-Dowd	29.2	7.503	30-Apr-24	9	C Slater	8.65	10.694	07-Oct-08	8	M Allsopp	19.0	9.764	07-Oct-08
8	D Turnbull	29.2	7.503	30-Apr-24	10	J Sismey	8.72	10.608	07-Oct-08	10	K Lye	18.9	9.712	05-Oct-10
11	D Latham	28.9	7.426	30-Apr-24	11	K Lye	8.73	10.596	05-Oct-10	11	S Anand	18.8	9.661	05-Oct-10
12	B Johnson (M)	28.2	7.246	30-Apr-24	12	N Lambert	8.75	10.571	04-May-04	11	P Rees	18.8	9.661	07-Oct-14
13	C Bowles	26.4	6.783	30-Apr-24	13	M Chadwick	8.76	10.559	05-Oct-10	13	N Sismey	18.7	9.610	18-Apr-06
14	S Gray (M)	25.9	6.655	30-Apr-24	14	N Sismey	8.87	10.428	18-Apr-06	13	J Levers	18.7	9.610	05-Oct-10
15	A Stevenson	23.7	6.090	30-Apr-24	14	S Anand	8.87	10.428	05-Oct-10	13	P Levers	18.7	9.610	05-Oct-10
16	JT Hughes-Dowd	20.8	5.344	30-Apr-24	16	L Smith	8.90	10.393	05-Oct-10	16	A McPeake	18.5	9.507	04-May-04
17	A Bullock	N/A	N/A	N/A	17	J Levers	8.91	10.382	05-Oct-10	16	R Seaman	18.5	9.507	04-May-04
17	A Dobbins	N/A	N/A	N/A	18	R Seaman	8.94	10.347	04-May-04	18	C Bowles	18.3	9.404	07-May-02
17	A Fearn	N/A	N/A	N/A	19	R Blake	8.98	10.301	05-Oct-10	18	R Crossland	18.3	9.404	07-Oct-14
17	A Holliday	N/A	N/A	N/A	19	M Allsopp	8.98	10.301	07-Oct-14	20	A Smith	18.1	9.301	30-Apr-24
17	A McPeake	N/A	N/A	N/A	21	T Chadwick	9.01	10.266	05-Oct-10	21	R Masters	18.0	9.250	05-Oct-10
17	C Bradford	N/A	N/A	N/A	21	P Levers	9.01	10.266	05-Oct-10	22	R Blake	17.8	9.147	05-Oct-10
17	C Bullock	N/A	N/A	N/A	21	A Smith	9.01	10.266	30-Apr-24	23	D Latham	17.7	9.096	30-Apr-24
17	C Carrington	N/A	N/A	N/A	24	C Bullock	9.04	10.232	07-Oct-08	24	D McPeake	17.6	9.044	07-May-02
17	C Henry	N/A	N/A	N/A	25	R Crossland	9.10	10.165	07-Oct-14	24	G Peach	17.6	9.044	07-May-02
17	C Roythorne	N/A	N/A	N/A	26	D Passell	9.11	10.154	07-Oct-14	26	D Passell	17.4	8.942	07-Oct-14
17	C Slater	N/A	N/A	N/A	27	G Peach	9.20	10.054	05-Oct-10	27	C Bullock	17.3	8.890	07-Oct-08
17	C Stannard	N/A	N/A	N/A	28	R Masters	9.22	10.032	18-Apr-06	27	JJ Hughes-Dowd	17.3	8.890	30-Apr-24
17	Ch Holland	N/A	N/A	N/A	29	G Weston	9.31	9.936	04-May-04	29	T Chadwick	17.1	8.787	05-Oct-10
17	D Buckley	N/A	N/A	N/A	29	A Bullock	9.31	9.936	18-Apr-06	30	G Weston	17.0	8.736	04-May-04
17	D Edwards	N/A	N/A	N/A	31	T Measham	9.38	9.861	23-Jan-07	31	C Henry	16.9	8.685	07-May-02
17	D Green	N/A	N/A	N/A	32	D McPeake	9.40	9.840	15-May-01	31	J Henry	16.9	8.685	07-May-02
17	D Leverton	N/A	N/A	N/A	32	J Henry	9.40	9.840	07-May-02	33	J Neale	16.8	8.633	15-May-01
17	D McPeake	N/A	N/A	N/A	34	B Johnson	9.48	9.757	30-Apr-24	33	T Measham	16.8	8.633	23-Jan-07
17	D Passell	N/A	N/A	N/A	35	P Barber	9.54	9.696	07-May-02	35	A Holliday	16.6	8.531	07-Oct-14
17	Da Buckley	N/A	N/A	N/A	35	D Latham	9.54	9.696	30-Apr-24	36	A Bullock	16.5	8.479	18-Apr-06
17	G Weston	N/A	N/A	N/A	37	L Blacker	9.62	9.615	30-Apr-24	36	C Roythorne	16.5	8.479	05-Oct-10
17	J Chell	N/A	N/A	N/A	38	JJ Hughes-Dowd	9.65	9.585	30-Apr-24	36	J Holmes	16.5	8.479	07-Oct-14
17	J Fletcher	N/A	N/A	N/A	39	D Buckley	9.72	9.516	05-Oct-10	39	R Spencer	16.4	8.428	04-May-04
17	J Henry	N/A	N/A	N/A	40	C Roythorne	9.74	9.497	05-Oct-10	40	C Slater	16.3	8.376	07-Oct-08
17	J Holmes	N/A	N/A	N/A	41	J Holmes	9.76	9.477	07-Oct-14	41	P Barber	16.2	8.325	04-May-04
17	J Lamb	N/A	N/A	N/A	42	C Henry	9.77	9.468	07-May-02	42	L Blacker	16.1	8.274	30-Apr-24
17	J Levers	N/A	N/A	N/A	43	J Neale	9.86	9.381	15-May-01	43	J Mellor	15.9	8.171	07-Oct-14
17	J Mellor	N/A	N/A	N/A	44	R Spencer	9.88	9.362	04-May-04	43	J Lamb	15.9	8.171	07-Oct-14
17	J Neale	N/A	N/A	N/A	45	A Holliday	10.00	9.250	07-Oct-14	45	L Smith	15.8	8.119	05-Oct-10
17	J Roythorne	N/A	N/A	N/A	46	M Knighton	10.04	9.213	04-May-04	46	M Knighton	15.3	7.862	04-May-04
17	J Sismey	N/A	N/A	N/A	47	J Lamb	10.05	9.204	07-Oct-14	46	B Johnson	15.3	7.862	30-Apr-24
17	J Tague	N/A	N/A	N/A	48	M Blood	10.07	9.186	02-Oct-12	48	C Carrington	15.2	7.811	04-May-04
17	K Lye	N/A	N/A	N/A	49	J Mellor	10.11	9.149	07-Oct-14	49	A Woodhouse	15.1	7.760	30-Apr-24
17	L Copley	N/A	N/A	N/A	50	A Woodhouse	10.26	9.016	30-Apr-24	49	D Turnbull	15.1	7.760	30-Apr-24

### Misano Adult Best Off Chart 4 - F1 B

Qualifying					Fastest Laps					Race Laps				
Pos	Adult	Laps	MPH	Date	Pos	Adult	Time	MPH	Date	Pos	Adult	Laps	MPH	Date
17	L Smith	N/A	N/A	N/A	51	D Edwards	10.39	8.903	02-Oct-12	49	JT Hughes-Dowd	15.1	7.760	30-Apr-24
17	M Allsopp	N/A	N/A	N/A	52	A Fearn	10.45	8.852	23-Jan-07	52	A Fearn	15.0	7.708	23-Jan-07
17	M Blood	N/A	N/A	N/A	53	C Carrington	10.46	8.843	04-May-04	53	C Bradford	14.9	7.657	07-Oct-14
17	M Chadwick	N/A	N/A	N/A	54	M Holland	10.48	8.826	05-Oct-10	54	S Gray	14.8	7.606	30-Apr-24
17	M Holland	N/A	N/A	N/A	55	R Hill	10.54	8.776	05-Oct-10	55	M Holland	14.7	7.554	05-Oct-10
17	M Knighton	N/A	N/A	N/A	56	J Roythorne	10.70	8.645	07-Oct-14	55	A Dobbins	14.7	7.554	23-Jan-07
17	N Lambert	N/A	N/A	N/A	57	Da Buckley	10.79	8.573	02-Oct-12	57	Da Buckley	14.5	7.451	02-Oct-12
17	P Barber	N/A	N/A	N/A	58	Ch Holland	10.83	8.541	05-Oct-10	58	D Edwards	14.2	7.297	02-Oct-12
17	P Levers	N/A	N/A	N/A	58	J Fletcher	10.83	8.541	02-Oct-12	59	D Buckley	13.9	7.143	05-Oct-10
17	R Blake	N/A	N/A	N/A	60	L Copley	10.84	8.533	23-Jan-07	59	J Chell	13.9	7.143	07-Oct-08
17	R Crossland	N/A	N/A	N/A	61	A Dobbins	10.87	8.510	23-Jan-07	61	Ch Holland	13.7	7.040	05-Oct-10
17	R Hill	N/A	N/A	N/A	62	S Gray	10.91	8.478	30-Apr-24	61	D Green	13.7	7.040	07-May-02
17	R Masters	N/A	N/A	N/A	63	D Green	10.96	8.440	07-May-02	63	L Copley	13.6	6.989	23-Jan-07
17	R Seaman	N/A	N/A	N/A	64	J Chell	11.06	8.363	07-Oct-08	64	D Leverton	13.3	6.835	07-Oct-14
17	R Spencer	N/A	N/A	N/A	65	D Turnbull	11.09	8.341	30-Apr-24	64	J Fletcher	13.3	6.835	02-Oct-12
17	S Anand	N/A	N/A	N/A	66	D Leverton	11.15	8.296	07-Oct-14	64	R Hill	13.3	6.835	05-Oct-10
17	S Lander	N/A	N/A	N/A	67	JT Hughes-Dowd	11.29	8.193	30-Apr-24	67	C Stannard	13.2	6.783	07-Oct-14
17	T Chadwick	N/A	N/A	N/A	68	A Stevenson	11.47	8.064	30-Apr-24	68	J Roythorne	13.1	6.732	07-Oct-14
17	T Measham	N/A	N/A	N/A	69	C Bradford	11.49	8.050	07-Oct-14	68	M Blood	13.1	6.732	02-Oct-12
17	W Lander	N/A	N/A	N/A	70	C Stannard	12.09	7.651	07-Oct-14	70	A Stevenson	12.2	6.269	30-Apr-24

Misano Adult Best Off Chart 5 - GC A

Qualifying					Fastest Laps					Race Laps				
Pos	Adult	Laps	MPH	Date	Pos	Adult	Time	MPH	Date	Pos	Adult	Laps	MPH	Date
1	A Smith (M)	48.9	12.565	30-Apr-24	1	A Smith	6.44	14.363	30-Apr-24	1	A Smith	25.2	12.950	30-Apr-24
2	L Pateman	46.1	11.845	30-Apr-24	2	S Goodlip	6.45	14.341	30-Apr-24	2	J Tague	23.9	12.282	07-May-02
3	S Goodlip (M)	43.4	11.151	30-Apr-24	3	L Pateman	6.51	14.209	30-Apr-24	2	J Sismey	23.9	12.282	02-Oct-12
4	N Sismey (M)	42.4	10.894	30-Apr-24	4	W Lander	6.91	13.386	23-Jan-07	4	L Pateman	23.7	12.179	02-Oct-12
5	P Rees (M)	39.2	10.072	30-Apr-24	5	J Tague	6.92	13.367	07-May-02	5	W Lander	23.4	12.025	23-Jan-07
6	L Blacker	38.5	9.892	30-Apr-24	5	T Chadwick	6.92	13.367	05-Oct-10	6	N Sismey	23.2	11.922	07-May-02
6	C Bowles	38.5	9.892	30-Apr-24	7	M Chadwick	7.06	13.102	04-May-04	7	C Bowles	23.1	11.871	30-Apr-24
8	G Peach	37.5	9.635	30-Apr-24	8	N Sismey	7.12	12.992	02-Oct-12	8	A McPeake	22.9	11.768	04-May-04
9	D Turnbull	37.1	9.533	30-Apr-24	8	J Sismey	7.12	12.992	02-Oct-12	9	S Anand	22.8	11.717	02-Oct-12
10	A Woodhouse	34.8	8.942	30-Apr-24	10	P Rees	7.25	12.759	30-Apr-24	10	S Goodlip	22.7	11.665	30-Apr-24
11	D Latham	34.2	8.787	30-Apr-24	11	A McPeake	7.33	12.619	04-May-04	11	M Chadwick	22.4	11.511	15-May-01
12	B Johnson (M)	33.8	8.685	30-Apr-24	12	S Anand	7.37	12.551	02-Oct-12	12	P Rees	22.3	11.460	30-Apr-24
13	JJ Hughes-Dowd	33.3	8.556	30-Apr-24	13	S Lander	7.38	12.534	04-May-04	13	T Chadwick	21.7	11.151	05-Oct-10
14	A Stevenson	31.3	8.042	30-Apr-24	14	C Bowles	7.45	12.416	30-Apr-24	14	G Peach	21.6	11.100	07-May-02
15	S Gray (M)	30.3	7.785	30-Apr-24	15	D McPeake	7.52	12.300	07-May-02	15	J Neale	21.5	11.049	15-May-01
16	JT Hughes-Dowd	30.0	7.708	30-Apr-24	15	R Seaman	7.52	12.300	06-May-03	15	D Turnbull	21.5	11.049	30-Apr-24
17	A Bullock	N/A	N/A	N/A	17	D Turnbull	7.57	12.219	30-Apr-24	17	D McPeake	21.4	10.997	07-May-02
17	A Dobbins	N/A	N/A	N/A	18	T Measham	7.59	12.187	07-Oct-08	18	S Lander	21.2	10.894	04-May-04
17	A Fearn	N/A	N/A	N/A	19	A Bullock	7.65	12.091	18-Apr-06	18	A Bullock	21.2	10.894	02-Oct-12
17	A Holliday	N/A	N/A	N/A	20	L Smith	7.70	12.013	05-Oct-10	20	R Seaman	21.0	10.792	07-May-02
17	A McPeake	N/A	N/A	N/A	21	J Neale	7.73	11.966	15-May-01	20	J Levers	21.0	10.792	05-Oct-10
17	C Bradford	N/A	N/A	N/A	21	N Lambert	7.73	11.966	06-May-03	22	T Measham	20.9	10.740	07-Oct-08
17	C Bullock	N/A	N/A	N/A	21	L Blacker	7.73	11.966	30-Apr-24	23	M Allsopp	20.5	10.535	07-Oct-14
17	C Carrington	N/A	N/A	N/A	24	G Peach	7.74	11.951	30-Apr-24	24	L Smith	20.4	10.483	05-Oct-10
17	C Henry	N/A	N/A	N/A	25	P Barber	7.77	11.905	04-May-04	25	L Blacker	20.3	10.432	30-Apr-24
17	C Roythorne	N/A	N/A	N/A	26	JJ Hughes-Dowd	7.84	11.798	30-Apr-24	26	C Slater	20.1	10.329	07-Oct-08
17	C Slater	N/A	N/A	N/A	27	K Lye	7.88	11.739	05-Oct-10	26	R Blake	20.1	10.329	05-Oct-10
17	C Stannard	N/A	N/A	N/A	28	J Levers	7.96	11.621	05-Oct-10	28	R Crossland	20.0	10.278	07-Oct-14
17	Ch Holland	N/A	N/A	N/A	29	J Roythorne	8.04	11.505	07-Oct-14	29	G Weston	19.8	10.175	23-Jan-07
17	D Buckley	N/A	N/A	N/A	30	G Weston	8.06	11.476	04-May-04	29	D Latham	19.8	10.175	30-Apr-24
17	D Edwards	N/A	N/A	N/A	31	C Slater	8.10	11.420	07-Oct-08	31	P Levers	19.7	10.124	05-Oct-10
17	D Green	N/A	N/A	N/A	32	D Latham	8.13	11.378	30-Apr-24	31	D Passell	19.7	10.124	07-Oct-14
17	D Leverton	N/A	N/A	N/A	33	P Levers	8.17	11.322	05-Oct-10	33	N Lambert	19.6	10.072	06-May-03
17	D McPeake	N/A	N/A	N/A	34	M Allsopp	8.19	11.294	05-Oct-10	33	P Barber	19.6	10.072	04-May-04
17	D Passell	N/A	N/A	N/A	35	R Blake	8.20	11.280	05-Oct-10	35	K Lye	19.3	9.918	05-Oct-10
17	Da Buckley	N/A	N/A	N/A	36	J Mellor	8.22	11.253	07-Oct-14	35	J Roythorne	19.3	9.918	07-Oct-14
17	G Weston	N/A	N/A	N/A	36	R Crossland	8.22	11.253	07-Oct-14	37	R Masters	19.1	9.815	02-Oct-12
17	J Chell	N/A	N/A	N/A	38	A Woodhouse	8.23	11.239	30-Apr-24	38	J Henry	18.8	9.661	07-May-02
17	J Fletcher	N/A	N/A	N/A	39	R Masters	8.33	11.104	05-Oct-10	38	J Mellor	18.8	9.661	07-Oct-14
17	J Henry	N/A	N/A	N/A	40	A Fearn	8.40	11.012	23-Jan-07	38	A Woodhouse	18.8	9.661	30-Apr-24
17	J Holmes	N/A	N/A	N/A	40	M Knighton	8.40	11.012	04-May-04	41	M Blood	18.7	9.610	02-Oct-12
17	J Lamb	N/A	N/A	N/A	42	D Edwards	8.43	10.973	02-Oct-12	42	M Holland	18.6	9.558	02-Oct-12
17	J Levers	N/A	N/A	N/A	42	D Passell	8.43	10.973	07-Oct-14	43	D Edwards	18.5	9.507	02-Oct-12
17	J Mellor	N/A	N/A	N/A	44	M Blood	8.47	10.921	02-Oct-12	44	JT Hughes-Dowd	18.4	9.456	30-Apr-24
17	J Neale	N/A	N/A	N/A	45	J Lamb	8.49	10.895	07-Oct-14	45	J Holmes	18.3	9.404	07-Oct-14
17	J Roythorne	N/A	N/A	N/A	46	J Holmes	8.52	10.857	07-Oct-14	46	J Lamb	18.2	9.353	07-Oct-14
17	J Sismey	N/A	N/A	N/A	47	B Johnson	8.58	10.781	30-Apr-24	47	B Johnson	18.1	9.301	30-Apr-24
17	J Tague	N/A	N/A	N/A	48	J Henry	8.66	10.681	07-May-02	48	M Knighton	17.9	9.199	04-May-04
17	K Lye	N/A	N/A	N/A	49	J Fletcher	8.86	10.440	02-Oct-12	49	D Green	17.8	9.147	07-May-02
17	L Copley	N/A	N/A	N/A	50	D Green	8.92	10.370	06-May-03	49	R Hill	17.8	9.147	05-Oct-10

Misano Adult Best Off Chart 6 - GC B

Qualifying					Fastest Laps					Race Laps				
Pos	Adult	Laps	MPH	Date	Pos	Adult	Time	MPH	Date	Pos	Adult	Laps	MPH	Date
17	L Smith	N/A	N/A	N/A	50	M Holland	8.92	10.370	05-Oct-10	51	A Fearn	17.7	9.096	23-Jan-07
17	M Allsopp	N/A	N/A	N/A	52	D Buckley	8.96	10.324	05-Oct-10	52	A Stevenson	17.6	9.044	30-Apr-24
17	M Blood	N/A	N/A	N/A	53	R Hill	8.99	10.289	05-Oct-10	53	D Leverton	17.4	8.942	07-Oct-14
17	M Chadwick	N/A	N/A	N/A	54	Da Buckley	9.03	10.244	02-Oct-12	54	JJ Hughes-Dowd	17.0	8.736	30-Apr-24
17	M Holland	N/A	N/A	N/A	55	C Bullock	9.14	10.120	07-Oct-08	55	J Fletcher	16.8	8.633	02-Oct-12
17	M Knighton	N/A	N/A	N/A	56	JT Hughes-Dowd	9.21	10.043	30-Apr-24	56	J Chell	16.7	8.582	07-Oct-08
17	N Lambert	N/A	N/A	N/A	57	S Gray	9.23	10.022	30-Apr-24	56	D Buckley	16.7	8.582	05-Oct-10
17	P Barber	N/A	N/A	N/A	57	A Stevenson	9.23	10.022	30-Apr-24	56	S Gray	16.7	8.582	30-Apr-24
17	P Levers	N/A	N/A	N/A	59	C Henry	9.42	9.819	07-May-02	59	C Bullock	16.2	8.325	07-Oct-08
17	R Blake	N/A	N/A	N/A	60	D Leverton	9.54	9.696	07-Oct-14	59	C Bradford	16.2	8.325	07-Oct-14
17	R Crossland	N/A	N/A	N/A	61	Ch Holland	9.56	9.676	05-Oct-10	61	C Henry	15.9	8.171	07-May-02
17	R Hill	N/A	N/A	N/A	62	J Chell	9.68	9.556	07-Oct-08	62	Da Buckley	15.8	8.119	02-Oct-12
17	R Masters	N/A	N/A	N/A	63	C Bradford	9.79	9.448	07-Oct-14	63	C Carrington	15.5	7.965	04-May-04
17	R Seaman	N/A	N/A	N/A	64	C Roythorne	9.94	9.306	05-Oct-10	63	A Holliday	15.5	7.965	15-May-01
17	R Spencer	N/A	N/A	N/A	65	A Holliday	9.96	9.287	07-Oct-14	65	A Dobbins	14.9	7.657	23-Jan-07
17	S Anand	N/A	N/A	N/A	66	L Copley	10.04	9.213	23-Jan-07	66	L Copley	14.8	7.606	23-Jan-07
17	S Lander	N/A	N/A	N/A	67	C Carrington	10.13	9.131	04-May-04	67	C Roythorne	14.7	7.554	05-Oct-10
17	T Chadwick	N/A	N/A	N/A	68	A Dobbins	10.26	9.016	23-Jan-07	68	C Stannard	14.6	7.503	07-Oct-14
17	T Measham	N/A	N/A	N/A	69	C Stannard	10.72	8.629	07-Oct-14	69	Ch Holland	14.3	7.349	05-Oct-10
17	W Lander	N/A	N/A	N/A	70	R Spencer	10.83	8.541	04-May-04	70	R Spencer	13.5	6.937	04-May-04

## Interlagos Junior Best Off Chart 1

Qualifying Combined					Final Points			
Pos	Junior	Laps	MPH	Date	Pos	Junior	Pts	Date
1	T Measham	73.2	9.404	18-Apr-06	1	T Measham	3.0	04-May-04
2	J Sismey	72.8	9.353	04-May-04	1	K Ali	3.0	23-Jan-07
3	T Chadwick	69.9	8.980	04-May-04	1	A Turnbull	3.0	07-Oct-14
4	A Hughes	69.8	8.967	18-Apr-06	1	JT Hughes-Dowd	3.0	30-Apr-24
5	A Hall	67.7	8.698	07-Oct-14	5	T Green	2.5	07-May-02
6	R Rees	65.9	8.466	04-May-04	5	A Oxspring	2.5	05-Oct-10
7	K Ali	64.1	8.235	18-Apr-06	5	A Hall	2.5	02-Oct-12
8	J Mellor	63.7	8.184	02-Oct-12	5	A Bradford	2.5	07-Oct-14
9	N Gull	60.6	7.785	05-Oct-10	5	G Reyes-England	2.5	07-Oct-14
10	T Green	60.0	7.708	07-May-02	5	T Stevenson	2.5	30-Apr-24
11	J Mosedale	59.3	7.618	07-May-02	11	T Chadwick	2.0	15-May-01
12	J Lister	59.1	7.593	02-Oct-12	11	J Sismey	2.0	06-May-03
13	F Holmes	59.0	7.580	07-Oct-14	11	A Hughes	2.0	23-Jan-07
14	J Pateman	58.3	7.490	02-Oct-12	11	L Smith	2.0	07-Oct-08
15	K Levers	56.6	7.271	05-Oct-10	11	K Levers	2.0	05-Oct-10
15	B Brooks	56.6	7.271	07-Oct-14	11	J Mellor	2.0	02-Oct-12
17	L Smith	55.8	7.169	07-Oct-08	11	A Hall	2.0	07-Oct-14
18	C Bullock	55.6	7.143	18-Apr-06	11	JJ Hughes-Dowd	2.0	30-Apr-24
19	A Turnbull	53.8	6.912	07-Oct-14	19	J Mosedale	1.5	07-May-02
20	R Cook	53.1	6.822	07-Oct-08	19	C Bullock	1.5	15-May-01
21	M Litherland	52.5	6.745	07-Oct-14	19	M Seo	1.5	04-May-04
22	K Cook	50.8	6.526	07-Oct-08	19	N Zimmermann	1.5	23-Jan-07
23	Ca Holland	50.6	6.501	07-Oct-14	19	R Cook	1.5	07-Oct-08
24	A Hall	50.3	6.462	02-Oct-12	19	Ca Holland	1.5	05-Oct-10
25	I Matthews	49.6	6.372	23-Jan-07	19	J Pateman	1.5	02-Oct-12
26	E Henry	49.3	6.334	07-May-02	19	P Martin	1.5	02-Oct-12
27	A Bradford	48.4	6.218	07-Oct-14	19	M Litherland	1.5	07-Oct-14
28	M Seo	48.2	6.192	06-May-03	19	N Bradford	1.5	07-Oct-14
29	B Carrington	48.1	6.179	04-May-04	19	J Perry	1.5	07-Oct-14
30	S Tague	47.0	6.038	07-Oct-08	19	B Brooks	1.5	07-Oct-14
31	J Dobbins	46.8	6.012	23-Jan-07	19	J Woodhouse	1.5	30-Apr-24
32	N Bradford	46.4	5.961	07-Oct-14	19	E Woodhouse	1.5	30-Apr-24
33	L Chadwick	44.2	5.678	04-May-04	33	J Dobbins	1.0	23-Jan-07
34	E Gibbs	43.9	5.640	07-Oct-14	33	R Rees	1.0	07-May-02
35	M Buckley	43.4	5.576	05-Oct-10	33	B Carrington	1.0	04-May-04
36	A Oxspring	43.3	5.563	05-Oct-10	33	K Cook	1.0	07-Oct-08
37	L Brooks	43.2	5.550	07-Oct-14	33	N Gull	1.0	05-Oct-10
38	N Zimmermann	42.8	5.499	23-Jan-07	33	M Buckley	1.0	05-Oct-10
39	P Martin	41.8	5.370	02-Oct-12	33	J Lister	1.0	02-Oct-12
40	R Hughes	41.5	5.332	23-Jan-07	33	E Gibbs	1.0	07-Oct-14
41	G Reyes-England	39.6	5.087	07-Oct-14	33	L Brooks	1.0	07-Oct-14
42	J Perry	37.6	4.831	07-Oct-14	42	F Holmes	0.5	07-Oct-14
43	E Woodhouse	N/A	N/A	N/A	42	I Matthews	0.5	23-Jan-07
43	J Woodhouse	N/A	N/A	N/A	42	S Tague	0.5	07-Oct-08
43	JJ Hughes-Dowd	N/A	N/A	N/A	42	R Hughes	0.5	23-Jan-07
43	JT Hughes-Dowd	N/A	N/A	N/A	42	L Chadwick	0.5	04-May-04
43	T Stevenson	N/A	N/A	N/A	42	E Henry	0.5	07-May-02

Misano Junior Best Off Chart 2 - F1

Qualifying					Fastest Laps					Race Laps				
Pos	Junior	Laps	MPH	Date	Pos	Junior	Time	MPH	Date	Pos	Junior	Laps	MPH	Date
1	JJ Hughes-Dowd	29.2	7.503	30-Apr-24	1	A Hughes	8.29	11.158	18-Apr-06	1	T Measham	18.5	9.507	18-Apr-06
2	J Woodhouse	27.4	7.040	30-Apr-24	2	J Sismey	8.83	10.476	04-May-04	2	J Sismey	17.7	9.096	04-May-04
3	T Stevenson	21.8	5.601	30-Apr-24	3	K All	9.01	10.266	23-Jan-07	3	K All	17.5	8.993	18-Apr-06
4	JT Hughes-Dowd	20.8	5.344	30-Apr-24	4	T Measham	9.10	10.165	04-May-04	4	A Hughes	17.2	8.839	18-Apr-06
5	E Woodhouse	16.9	4.342	30-Apr-24	5	L Smith	9.22	10.032	07-Oct-08	5	J Mosedale	16.9	8.685	07-May-02
6	A Bradford	N/A	N/A	N/A	6	T Chadwick	9.33	9.914	07-May-02	5	A Hall	16.9	8.685	07-Oct-14
6	A Hall	N/A	N/A	N/A	7	J Mosedale	9.51	9.727	07-May-02	7	T Chadwick	16.8	8.633	04-May-04
6	A Hall	N/A	N/A	N/A	8	R Rees	9.63	9.605	04-May-04	8	R Rees	16.5	8.479	04-May-04
6	A Hughes	N/A	N/A	N/A	9	JJ Hughes-Dowd	9.91	9.334	30-Apr-24	9	JJ Hughes-Dowd	16.0	8.222	30-Apr-24
6	A Oxspring	N/A	N/A	N/A	10	Ca Holland	9.93	9.315	07-Oct-14	10	J Mellor	15.4	7.914	02-Oct-12
6	A Turnbull	N/A	N/A	N/A	10	A Hall	9.93	9.315	07-Oct-14	10	B Brooks	15.4	7.914	07-Oct-14
6	B Brooks	N/A	N/A	N/A	12	M Litherland	10.04	9.213	07-Oct-14	12	K Levers	15.3	7.862	05-Oct-10
6	B Carrington	N/A	N/A	N/A	13	E Henry	10.05	9.204	07-May-02	13	E Henry	15.1	7.760	07-May-02
6	C Bullock	N/A	N/A	N/A	14	T Green	10.08	9.177	07-May-02	13	C Bullock	15.1	7.760	18-Apr-06
6	Ca Holland	N/A	N/A	N/A	15	J Woodhouse	10.19	9.077	30-Apr-24	13	L Smith	15.1	7.760	07-Oct-08
6	E Gibbs	N/A	N/A	N/A	16	N Gull	10.24	9.033	05-Oct-10	13	A Turnbull	15.1	7.760	07-Oct-14
6	E Henry	N/A	N/A	N/A	17	B Brooks	10.33	8.954	07-Oct-14	17	M Litherland	14.8	7.606	07-Oct-14
6	F Holmes	N/A	N/A	N/A	18	A Turnbull	10.34	8.946	07-Oct-14	18	J Lister	14.3	7.349	02-Oct-12
6	G Reyes-England	N/A	N/A	N/A	19	J Lister	10.59	8.735	02-Oct-12	18	J Woodhouse	14.3	7.349	30-Apr-24
6	I Matthews	N/A	N/A	N/A	19	F Holmes	10.59	8.735	07-Oct-14	20	T Green	14.2	7.297	07-May-02
6	J Dobbins	N/A	N/A	N/A	21	C Bullock	10.62	8.710	18-Apr-06	20	N Gull	14.2	7.297	05-Oct-10
6	J Lister	N/A	N/A	N/A	22	K Levers	10.64	8.694	05-Oct-10	22	F Holmes	14.1	7.246	07-Oct-14
6	J Mellor	N/A	N/A	N/A	23	J Mellor	10.70	8.645	05-Oct-10	23	A Bradford	13.7	7.040	07-Oct-14
6	J Mosedale	N/A	N/A	N/A	24	K Cook	10.81	8.557	07-Oct-08	24	R Cook	13.6	6.989	07-Oct-08
6	J Pateman	N/A	N/A	N/A	25	J Pateman	10.83	8.541	02-Oct-12	25	S Tague	13.5	6.937	07-Oct-08
6	J Perry	N/A	N/A	N/A	26	N Zimmermann	10.92	8.471	23-Jan-07	25	J Pateman	13.5	6.937	02-Oct-12
6	J Sismey	N/A	N/A	N/A	27	R Cook	11.15	8.296	07-Oct-08	27	K Cook	13.1	6.732	07-Oct-08
6	K All	N/A	N/A	N/A	28	S Tague	11.23	8.237	07-Oct-08	28	I Matthews	13.0	6.681	23-Jan-07
6	K Cook	N/A	N/A	N/A	29	A Hall	11.34	8.157	02-Oct-12	29	A Hall	12.8	6.578	02-Oct-12
6	K Levers	N/A	N/A	N/A	30	J Dobbins	11.44	8.086	23-Jan-07	29	JT Hughes-Dowd	12.8	6.578	30-Apr-24
6	L Brooks	N/A	N/A	N/A	31	A Bradford	11.47	8.064	07-Oct-14	31	N Bradford	12.7	6.526	07-Oct-14
6	L Chadwick	N/A	N/A	N/A	32	M Seo	11.59	7.981	04-May-04	32	A Oxspring	12.6	6.475	05-Oct-10
6	L Smith	N/A	N/A	N/A	33	T Stevenson	11.60	7.974	30-Apr-24	33	B Carrington	12.5	6.424	04-May-04
6	M Buckley	N/A	N/A	N/A	34	L Brooks	11.71	7.899	02-Oct-12	34	Ca Holland	12.3	6.321	07-Oct-14
6	M Litherland	N/A	N/A	N/A	34	JT Hughes-Dowd	11.71	7.899	30-Apr-24	35	E Gibbs	12.2	6.269	07-Oct-14
6	M Seo	N/A	N/A	N/A	36	B Carrington	11.73	7.886	04-May-04	36	N Zimmermann	12.0	6.167	23-Jan-07
6	N Bradford	N/A	N/A	N/A	37	I Matthews	11.88	7.786	23-Jan-07	37	J Dobbins	11.9	6.115	23-Jan-07
6	N Gull	N/A	N/A	N/A	38	M Buckley	11.97	7.728	05-Oct-10	38	G Reyes-England	11.7	6.012	07-Oct-14
6	N Zimmermann	N/A	N/A	N/A	39	N Bradford	12.15	7.613	07-Oct-14	38	T Stevenson	11.7	6.012	30-Apr-24
6	P Martin	N/A	N/A	N/A	40	L Chadwick	12.16	7.607	04-May-04	40	M Seo	11.4	5.858	06-May-03
6	R Cook	N/A	N/A	N/A	41	A Oxspring	12.21	7.576	05-Oct-10	41	P Martin	11.1	5.704	02-Oct-12
6	R Hughes	N/A	N/A	N/A	42	P Martin	12.38	7.472	02-Oct-12	42	J Perry	10.8	5.550	07-Oct-14
6	R Rees	N/A	N/A	N/A	43	E Gibbs	12.49	7.406	07-Oct-14	43	L Brooks	10.7	5.499	08-Oct-14
6	S Tague	N/A	N/A	N/A	44	R Hughes	12.56	7.365	23-Jan-07	44	M Buckley	10.1	5.190	05-Oct-10
6	T Chadwick	N/A	N/A	N/A	45	J Perry	12.81	7.221	07-Oct-14	45	R Hughes	10.0	5.139	23-Jan-07
6	T Green	N/A	N/A	N/A	46	G Reyes-England	13.11	7.056	07-Oct-14	46	L Chadwick	9.7	4.985	04-May-04
6	T Measham	N/A	N/A	N/A	47	E Woodhouse	13.15	7.034	30-Apr-24	47	E Woodhouse	9.5	4.882	30-Apr-24

Misano Junior Best Off Chart 3 - GC

Qualifying					Fastest Laps					Race Laps				
Pos	Junior	Laps	MPH	Date	Pos	Junior	Time	MPH	Date	Pos	Junior	Laps	MPH	Date
1	JJ Hughes-Dowd	33.3	8.556	30-Apr-24	1	J Sismey	7.42	12.466	04-May-04	1	J Sismey	22.0	11.306	04-May-04
2	J Woodhouse	31.6	8.119	30-Apr-24	2	T Chadwick	7.48	12.366	04-May-04	2	T Chadwick	21.4	10.997	07-May-02
3	JT Hughes-Dowd	30.0	7.708	30-Apr-24	3	JJ Hughes-Dowd	8.06	11.476	30-Apr-24	3	T Green	19.4	9.969	07-May-02
4	T Stevenson	28.4	7.297	30-Apr-24	4	A Hughes	8.09	11.434	18-Apr-06	4	J Mellor	19.2	9.867	05-Oct-10
5	E Woodhouse	26.7	6.860	30-Apr-24	5	L Smith	8.16	11.336	07-Oct-08	5	A Hughes	19.0	9.764	23-Jan-07
6	A Bradford	N/A	N/A	N/A	6	T Green	8.28	11.171	07-May-02	6	J Pateman	18.9	9.712	02-Oct-12
6	A Hall	N/A	N/A	N/A	7	T Measham	8.37	11.051	04-May-04	7	T Measham	18.7	9.610	04-May-04
6	A Hall	N/A	N/A	N/A	8	R Rees	8.62	10.731	06-May-03	8	A Hall	18.4	9.456	07-Oct-14
6	A Hughes	N/A	N/A	N/A	8	J Mellor	8.62	10.731	02-Oct-12	9	N Gull	17.9	9.199	05-Oct-10
6	A Oxspring	N/A	N/A	N/A	10	M Seo	8.76	10.559	04-May-04	10	R Rees	17.7	9.096	06-May-03
6	A Turnbull	N/A	N/A	N/A	11	A Hall	8.93	10.358	07-Oct-14	11	L Smith	17.5	8.993	07-Oct-08
6	B Brooks	N/A	N/A	N/A	12	J Woodhouse	8.97	10.312	30-Apr-24	12	JJ Hughes-Dowd	17.3	8.890	30-Apr-24
6	B Carrington	N/A	N/A	N/A	13	J Pateman	9.01	10.266	02-Oct-12	13	K Ali	17.0	8.736	23-Jan-07
6	C Bullock	N/A	N/A	N/A	14	N Gull	9.04	10.232	05-Oct-10	13	J Woodhouse	17.0	8.736	30-Apr-24
6	Ca Holland	N/A	N/A	N/A	15	K Ali	9.05	10.221	23-Jan-07	15	F Holmes	16.7	8.582	07-Oct-14
6	E Gibbs	N/A	N/A	N/A	16	Ca Holland	9.07	10.198	07-Oct-14	16	J Lister	16.2	8.325	02-Oct-12
6	E Henry	N/A	N/A	N/A	17	J Lister	9.08	10.187	02-Oct-12	17	JT Hughes-Dowd	16.1	8.274	30-Apr-24
6	F Holmes	N/A	N/A	N/A	18	B Carrington	9.21	10.043	04-May-04	18	M Seo	16.0	8.222	04-May-04
6	G Reyes-England	N/A	N/A	N/A	19	J Mosedale	9.31	9.936	07-May-02	18	Ca Holland	16.0	8.222	07-Oct-14
6	I Matthews	N/A	N/A	N/A	20	JT Hughes-Dowd	9.47	9.768	30-Apr-24	18	M Litherland	16.0	8.222	07-Oct-14
6	J Dobbins	N/A	N/A	N/A	21	M Buckley	9.52	9.716	05-Oct-10	21	K Levers	15.9	8.171	05-Oct-10
6	J Lister	N/A	N/A	N/A	22	A Turnbull	9.58	9.655	07-Oct-14	22	L Brooks	15.8	8.119	07-Oct-14
6	J Mellor	N/A	N/A	N/A	23	M Litherland	9.60	9.635	07-Oct-14	23	C Bullock	15.5	7.965	23-Jan-07
6	J Mosedale	N/A	N/A	N/A	24	S Tague	9.63	9.605	07-Oct-08	24	J Mosedale	15.3	7.862	07-May-02
6	J Pateman	N/A	N/A	N/A	25	A Hall	9.80	9.439	02-Oct-12	25	B Carrington	15.1	7.760	04-May-04
6	J Perry	N/A	N/A	N/A	26	B Brooks	9.81	9.429	02-Oct-12	26	B Brooks	14.9	7.657	07-Oct-14
6	J Sismey	N/A	N/A	N/A	26	F Holmes	9.81	9.429	07-Oct-14	27	A Bradford	14.8	7.606	07-Oct-14
6	K Ali	N/A	N/A	N/A	28	L Brooks	9.88	9.362	07-Oct-14	28	T Stevenson	14.7	7.554	30-Apr-24
6	K Cook	N/A	N/A	N/A	29	T Stevenson	9.92	9.325	30-Apr-24	29	R Cook	14.3	7.349	07-Oct-08
6	K Levers	N/A	N/A	N/A	30	K Cook	10.14	9.122	07-Oct-08	29	K Cook	14.3	7.349	07-Oct-08
6	L Brooks	N/A	N/A	N/A	31	K Levers	10.19	9.077	05-Oct-10	29	A Hall	14.3	7.349	02-Oct-12
6	L Chadwick	N/A	N/A	N/A	32	R Cook	10.30	8.981	07-Oct-08	32	A Turnbull	14.1	7.246	07-Oct-14
6	L Smith	N/A	N/A	N/A	32	P Martin	10.30	8.981	02-Oct-12	33	E Woodhouse	14.0	7.194	30-Apr-24
6	M Buckley	N/A	N/A	N/A	34	C Bullock	10.48	8.826	23-Jan-07	34	S Tague	13.9	7.143	07-Oct-08
6	M Litherland	N/A	N/A	N/A	35	E Woodhouse	10.49	8.818	30-Apr-24	34	N Bradford	13.9	7.143	07-Oct-14
6	M Seo	N/A	N/A	N/A	36	L Chadwick	10.55	8.768	04-May-04	36	I Matthews	13.8	7.092	23-Jan-07
6	N Bradford	N/A	N/A	N/A	37	A Bradford	11.04	8.379	07-Oct-14	36	J Dobbins	13.8	7.092	23-Jan-07
6	N Gull	N/A	N/A	N/A	38	R Hughes	11.10	8.333	23-Jan-07	38	E Gibbs	13.7	7.040	07-Oct-14
6	N Zimmermann	N/A	N/A	N/A	39	N Bradford	11.11	8.326	07-Oct-14	39	L Chadwick	13.3	6.835	04-May-04
6	P Martin	N/A	N/A	N/A	40	I Matthews	11.24	8.229	23-Jan-07	40	R Hughes	12.6	6.475	23-Jan-07
6	R Cook	N/A	N/A	N/A	41	E Henry	11.46	8.072	07-May-02	40	E Henry	12.6	6.475	07-May-02
6	R Hughes	N/A	N/A	N/A	42	N Zimmermann	11.62	7.960	23-Jan-07	40	G Reyes-England	12.6	6.475	07-Oct-14
6	R Rees	N/A	N/A	N/A	43	J Dobbins	11.69	7.913	23-Jan-07	43	M Buckley	12.5	6.424	05-Oct-10
6	S Tague	N/A	N/A	N/A	44	E Gibbs	11.75	7.872	07-Oct-14	44	P Martin	12.2	6.269	02-Oct-12
6	T Chadwick	N/A	N/A	N/A	45	J Perry	12.03	7.689	07-Oct-14	45	N Zimmermann	12.1	6.218	23-Jan-07
6	T Green	N/A	N/A	N/A	46	G Reyes-England	12.06	7.670	07-Oct-14	46	J Perry	10.7	5.499	07-Oct-14
6	T Measham	N/A	N/A	N/A	47	A Oxspring	12.65	7.312	05-Oct-10	47	A Oxspring	10.5	5.396	05-Oct-10

Visit [dhorc.co.uk](http://dhorc.co.uk) or Find us on **facebook**

Derby HO Racing Club **f**  
[www.dhorc.co.uk](http://www.dhorc.co.uk)

**dhorc**  
Home of HO Le Mans

TOMY AFX  
TYCO

Club Night

**R&R**

# Rules & Regulations 2024



Derby HO Racing Club **f** [www.dhorc.co.uk](http://www.dhorc.co.uk)

**dhorc**  
Home of HO Le Mans

TOMY AFX  
TYCO

Derby HO Racing Club **f** [www.dhorc.co.uk](http://www.dhorc.co.uk)

**dhorc**  
Home of HO Le Mans

Carrera  
DIGITAL

<https://www.dhorc.co.uk/images/ruleimages/RR24.pdf>



## LEXAN BODY CATALOGUE

### Legends

SWB = 38mm (1.5")  
between axle centres

LWB = 41mm (1.6")  
between axle centres



AC Cobra  
Convertible  
LWB



Acura NSX  
GT3 2017  
LWB  
30mm Clip



Alfa Romeo 155  
Touring Car  
LWB  
29mm Clip



Alfa Romeo  
BTCC  
LWB  
30mm Clip



Alfa Romeo  
TZ3 Corsa  
SWB  
29mm Clip



Aston Martin  
Vantage GT3  
LWB



Audi  
R8LMS GT3  
LWB



Audi S3  
BTCC  
LWB  
27mm Clip



Austin  
Mini Cooper  
SWB  
28mm Clip



Bentley  
Continental GT3  
LWB  
30mm Clip













BMW  
320i Turbo Grp5  
SWB  
27mm Clip





BMW 1 Series  
BTCC  
LWB  
29mm Clip





















BMW  
M1  
SWB  
30mm Clip




















			
BMW M3 GT2 LWB 27mm Clip	BMW Z4 GT3 LWB	BMW Z8 Convertible LWB 30mm Clip	Bugatti EB110 SWB 32mm Clip
			
Bugatti Veyron LWB 31mm Clip			
			
Chevrolet Nastruck LWB 30mm Clip	Chevron B19 SWB or LWB 29mm Clip	Corvette C5r GT SWB 30mm Clip	Corvette C7r GT 2017 LWB 31mm Clip
			
Corvette C8r GT3 LWB	Corvette Daytona Prototype SWB 30mm Clip	Corvette 1969 Stingray SWB 30mm Clip	
			
Datsun 240Z SWB 27mm Clip	Datsun Fairlady 2000 LWB 26mm Clip	Dodge Challenger LWB 31mm Clip	


















			
Ferrari 250 gt Berlinetta Lusso SWB 30mm Clip	Ferrari 250 GTO LWB 29mm Clip	Ferrari 308 GTb LWB 28mm Clip	Ferrari 365 GTb Daytona SWB 28mm Clip
			
Ferrari 488 Gte LWB 29mm Clip	Ferrari 512 LM SWB or LWB 29mm Clip	Ferrari 575 GTc LWB 30mm Clip	Ferrari 612 Can-Am SWB 32mm Clip
			
Ferrari F40 SWB 32mm Clip	Ferrari Testarossa SWB 32mm Clip	Ford Capri SWB 30mm Clip	Ford Escort SWB 29mm Clip
			
Ford Custom Van LWB 30mm Clip	Ford Focus RS BTCC LWB 29mm Clip	Ford 2006 GT LWB 29mm Clip	Ford 2016 GT LWB Body Pins Only
			
Ford GT40 SWB 29mm Clip	Ford 2005 Mustang LWB 27mm Clip		

			
Honda Civic BTCC LWB 28mm Clip	Honda Integra LWB 28mm Clip	Honda S2000 SWB 26mm Clip	
			
Jaguar D Type LWB 30mm Clip	Jaguar XJ 220 LWB 32mm Clip	Jaguar XJR 5 (Grp 44) SWB 32mm Clip	Jaguar XJR 9 (Grp C) SWB or LWB 33mm Clip
			
Jaguar XKR GT3 LWB 30mm Clip			Koenigsegg CCX LWB 30mm Clip
			
Lamborghini Contach SWB 29mm Clip	Lamborghini Huracan GT3 LWB 32mm Clip	Lamborghini Miura Concept LWB 30mm Clip	Lamborghini Miura Jota SWB 28mm Clip
			
Lancia LC2 SWB 31mm Clip	Lotus Elise LWB 27mm Clip	Lotus Espirit LWB	Lotus Europa LWB 31mm Clip

			
Matchbox Hi-Tailer LWB 33mm Clip	Mazda 787b (Grp C) LWB 30mm Clip	Mazda RX7 SWB 27mm Clip	McLaren F1 GTr LWB
			
McLaren MP4 12C GT3 LWB 28mm Clip	Mercedes Gullwing 300SL SWB	Mercedes 300SLR LWB	Mercedes CLK GTB LWB 30mm Clip
			
Mercedes DTM Car LWB 30mm Clip	MG 6GT BTCC LWB 28mm Clip	Mini Mini Cooper LWB 27mm Clip	Morris Minor LWB 27mm Clip
			
Mustang 1967 GT 500 SWB 30mm Clip	Mustang Mach 1 SWB 30mm Clip		
			
Nascar  SWB 32mm Clip	Nissan 300ZX SWB 31mm Clip	Nissan March 86G Gtp SWB or LWB 30mm Clip	Nissan R390 GT LWB 32mm Clip

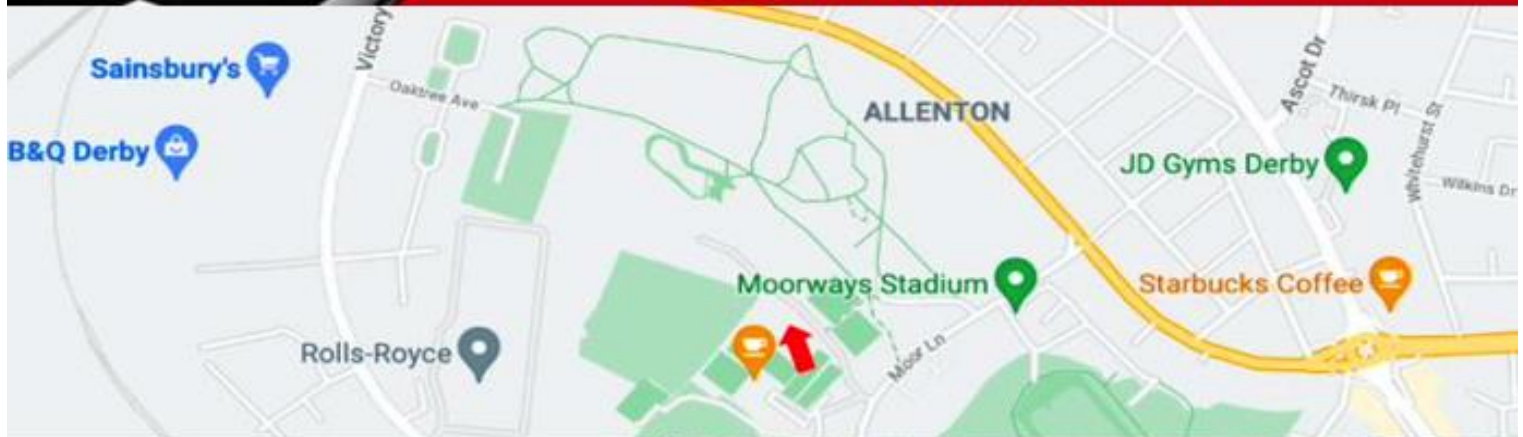
			
Nissan 1989 R89C LWB 32mm Clip	Nissan 1977 Skyline GT-R LWB 27mm Clip	Nissan R32 Skyline SWB 30mm Clip	Nissan Grp C SWB 32mm Clip
			
Pagani Huayra LWB 29mm Clip	Pagani Zonda C12 LWB 30mm Clip	Panoz 1999 LMP-1 LWB 32mm Clip	Peugeot 905 Grp C SWB or LWB 31mm Clip
			
Pontiac 1977 Firebird LWB 30mm Clip	Porsche 908 SWB 29mm Clip	Porsche 910 LWB 32mm Clip	Porsche 911 GT3 SWB 27mm Clip
			
Porsche 911 Turbo RSR GT3 LWB 28mm Clip	Porsche 917 SWB or LWB 31mm Clip	Porsche 934 Turbo RSR SWB 26mm Clip	Porsche 935 Turbo SWB 28mm Clip
			
Porsche 956 Grp C SWB 31mm Clip	Porsche 959 SWB 29mm Clip	Porsche 962 Grp C LWB 32mm Clip	

			
Renault Clio Cup Car LWB 30mm Clip	Renault Clio V6 LWB 29mm Clip	Renault Megane Trophy LWB 30mm Clip	Renault RS01 GT LWB 28mm Clip
			
Saleen S7 LWB	Sauber Mercedes C11 Grp C SWB or LWB 32mm Clip	Shadow MK 11a LWB 31mm Clip	Shelby Cobra Daytona Coupe SWB 31mm Clip
			
Subaru Levorg BTCC LWB 28mm Clip			
			
Toyota 88C-V Grp C SWB or LWB 32mm Clip	Toyota GT-One LWB	Triumph TR7 LWB 28mm Clip	TVR Sagaris LWB
			
Wiesmann GT MF5 SWB or LWB			Zakspeed Grp 5 Capri SWB or LWB 30mm Clip

# Where is DHORC?



[www.dhorc.co.uk](http://www.dhorc.co.uk)



Derby Leisure & Events  
Moor Lane, Allenton,  
Derby, DE24 9HY

Nick Sismey  
[sismey@hotmail.co.uk](mailto:sismey@hotmail.co.uk)  
07984339192