

Visit dhorc.co.uk or Find us on **facebook**

Derby HO Racing Club 

www.dhorc.co.uk

dhorc

Home of HO Le Mans

TOMY
TYCO

Club Night

7 1 7

Round 33 Watkins Glen – GC 26Nov24



Phil's 700th
Club Night

Congratulations

Angus Smith

Adult HO

Champion '24

Derby HO

dhorc

Home of HO Le Mans

www.dhorc.co.uk

New Members

UK CAR
EVENTS

ADULTS

- 01 A SMITH
- 02 S GOODLIP
- 03 C BOWLES

JUNIORS

- 01 JT HUGHES-DOWD
- 02 JJ HUGHES-DOWD
- 03 J WOODHOUSE

This Week: Last HO Race at DL&E – Loughborough ex Round Table



About:



History and Key Facts

HO Club founded on 7 July 1992

- DHORC: Derby HO Racing Club ("HO" Is The Scale = 1/64th)
- Section of Derby Leisure Limited, open to all!
- Home of world famous international Le Mans 24 Hour race.
- Smaller scale version of Scalextric, once set up works all night!
- Four and Eight lane circuits
- Computerised timing
- Statistics for every meeting and every member since July 1992
- Over 20 race meetings each year
- 50+ circuit designs, up to 567 feet in length
- Eight-lane routed DHORCingham oval
- Two car categories – Tyco open wheel (F1)
 - Tomy SGP, BSRT, VSR enclosed wheel (GC)



Carrera Digital Club 1st race 18 January 2022

- 1/32nd Carrera Digital GT Cars
- 15 Evenings a year, minimum 3x15-minute races per driver per evening.
- 13 circuits, including 2 Sprint circuits
- Full computerised timing and stats through SmartRace App



The Club Nights and Magazine Coverage

HO

- Racing starts between 18:45 and 19:00 hours – Finished by 21:30 hours
- Minimum of four 3-minute qualifying races & up to two Finals (F1 & GC) for each member
- Championship points for all members
- Magazine produced for every meeting covering every member & track statistic

Carrera Digital

- Racing starts between 18:00 and 18:15 hours – Finished by 21:30 hours
- Magazine produced after each evening
- Championship points for all members

- Rules & regulations booklet covering all the DHORC rules produced each year
- Great family atmosphere, a help-all culture

Membership Fees, Car Costs and Prizes

- Adult £40 and junior (under 16) £20 for HO & Carrera, £50/£25 combined
- Only £50 Total expenditure for two cars HO Cars, £65 one Carrera
- All cars and spares can be bought at club
- Adult, Masters (over 56), Junior (16 & under) HO Championships
- Adult & 70+ Carrera Championships





Editorial 717



A big DHORC thank you to Eric Hurst, Stuart Warrington and Colin Bancroft, the three General Managers that oversaw what was originally the Rolls-Royce (Aerospace) Welfare and is now Derby Leisure and Events (DL&E), for the last 32+ years. Without them DHORC wouldn't have had the success it has. They were absolutely 'salt of the earth' characters. Everything at DL&E unfortunately changed when Colin retired this year and therefore on 30Aug24 it was decided that we would move to Great Northern Classics at the end of the year. There are so many other folk we have to thank at DL&E for their support, which will be covered in the end of year magazine.

With the short amount of space left here we have to thank Phil Rees for reaching an incredible 700 Club Nights and congratulate Angus Smith for taking his 4th Adult Championship. Congrats also to Angus, Simon Goodlip and JT Hughes-Dowd for all taking wins! Nick Sismey



Front Cover: Phil Rees is presented with a 1/24th Carrera Digital Ferrari by Nick Sismey for being the first Member to complete 700 Club Nights

DHORC		Committee...2024		DHORC	
Chairman / Treasurer	Nick Sismey	M 07984 339 192		sismey80@hotmail.co.uk	
Vice Chairman	Phil Rees	M 07912 378 652		dhorcman.p.r@ntlworld.com	
Secretary	Laura Edwards	M 07501 217 254		laurabubbles07@hotmail.co.uk	
HO Spares	Geoff Peach	M 07443 585 902		geoff@geoffpeach.com	
HO Race Control	Dan Turnbull	M 07751 302 255		danielturnbull@btinternet.com	
HO Carrera Digital Race Control	Lewis Blacker	M 07713 059 906		lewisjayblacker@outlook.com	
Carrera Digital Race Control	Dean Garbett	M 07964 854 084		garbettd@sky.com	
HO Carrera Digital Scrutineer	Angus Smith	M 07591 813 431		angus@angussmith500.plus.com	
HO Carrera Digital Scrutineer	Simon Goodlip	M 07803 551708		simon.goodlip@sky.com	
Carrera Digital	Steve White	M 07859 999 480		wslotcarsteve@gmail.com	

DL&EV SLOT CAR MAGAZINE IS PUBLISHED AND COPYRIGHT 2024 BY DHORC, AND NO PORTION MAY BE REPRODUCED OR TRANSMITTED WITHOUT WRITTEN PERMISSION, AND MAY CONTAIN ARTICLES AND GRAPHICS REPRINTED WITH THE PERMISSION OF THE ORIGINAL COPYRIGHT HOLDER, WHO RETAINS ALL RIGHTS,

Contents717

Page	Details
003	Editorial
004	Contents
005	News & Views Including..... <ul style="list-style-type: none"> 1. Acknowledgements 2. Angus takes his 4th Adult Championship 3. Phil reaches his 700th Club Night! 4. Loughborough ex Roun Table Corporate Event 5. Steve and Luca become our 50th and 51st Members 6. Facebook Followers hit 14,000 - 26Nov24 7. December Corporate Events - GNC
006	2024 Calendar
008	2024 Winners & Continuous Club Night Attendance Records
010	DHORC Official Clothing
012	Slot Cars & Spares
014	Razorlite Lexans HO
017	Race Report – Watkins Glen GC – 26November 2024 - Round 33 of 35 Including..... <ul style="list-style-type: none"> Page 26 - Race Results Page 32 - Best Results Page 36 - Championship Tables
048	Members' Statistics
062	Next Circuit - Zandvoort – 10 December 2024 - Rounds 34 & 35 of 35
067	Rules and Regulations
068	Razorlite Lexans HO Catalogue



SLOT CARS DIRECT
 UK's HO 1/64th Slot Car Specialist
 We specialize in Tomy AFX, Viper Scale Racing
 and Bulldog Racing Products.




Viper Scale Racing

News & Views.....717

1. Acknowledgements for DHORC 717

Phil Rees	Parc Ferme and everything else	Simon Goodlip	Marshalling
John Lamb	Tables	Chris Bowles	Marshalling
Angus Smith	Setting Up and Marshalling	Barry Johnson	Marshalling
Dan Turnbull	Race Control & Packing Away	Denis Latham	Marshalling
Stuart Gray	Setting Up, Marshalling & PA	JJ Hughes-Dowd	Marshalling
Dan Hughes-Dowd	Race Control, Marshalling & PA	JT Hughes-Dowd	Marshalling
Mike Graham	Marshalling	Ellis Woodhouse	Marshalling
Andrew Woodhouse	Marshalling	Jenson Woodhouse	Marshalling
Alan Stevenson	Marshalling	Timmy Stevenson	Marshalling
Lewis Blacker	RC, Spares and Marshalling		

2. Angus takes his 4th Adult Championship

Congratulations to **Angus Smith** for taking his 4th Adult Championship after a great battle with **Simon Goodlip**. Angus has taken 14 wins in 2024 and can equal the record of 16 with two possible Club Nights to go at Zandvoort on 10Dec24.

Angus ran in DHORC 001 on 07Jul92 after helping to run pre DHORC events as well as running in our very first Le Mans in Jun'92. He took a sabbatical between 1995, when he had run in 45 Club Nights and 2017 when I happened to meet him on the stairs in one of the Rolls-Royce buildings. Since then he has run in a further 165 Club Nights. In those 210 races he has taken 78 Poles (breaking the season record in 2024 with 18 to date), 67 wins, 78 fastest laps and 82 best race laps. His other three Championships came in 2019, 2021 and 2022. Can he join the three Members, **Martin Chadwick**, Simon and **Lee Pateman** on five Championships in the future?



dherc HO Calendar 2024		dherc		
Day	Date	Location	Rounds	Track
Tuesday	09-Jan	Table Tennis Room	1 (F1) 2 (GC)	Autodromo de Brasilia (New)
Tuesday	30-Jan	Table Tennis Room	3 (F1)	Jacarepagua
Tuesday	20-Feb	Table Tennis Room	4 (GC)	Fiorano (New)
Tuesday	12-Mar	Table Tennis Room	5 (F1)	Jarama
Tuesday	09-Apr	Table Tennis Room	6 (F1) 7 (GC)	Pukekohe Park (New)
Tuesday	30-Apr	Table Tennis Room	8 (F1) 9 (GC)	Misano
Sat/Sun	4/5 May	Donington Park	Corporate 1	Donington Historic Festival
Tuesday	14-May	Table Tennis Room	10 (F1) 11 (GC)	Trois-Rivières (New)
Saturday	25-May	Great Northern Classics	Corporate 2	Cars & Coffee
Sunday	26-May	Donington Park	Corporate 3	British GT
Tuesday	04-Jun	Table Tennis Room	12 (F1) 13 (GC)	Watkins Glen
Sunday	26-May	TC Harrison	Corporate 4	Car Show
Tuesday	25-Jun	Table Tennis Room	14 (F1) 15 (GC)	Autodromo de Brasilia
Tuesday	16-Jul	Table Tennis Room	16 (F1) 17 (GC)	Jacarepagua
Wednesday	17-Jul	Table Tennis Room	Corporate 5	RR Trent 1000/Trent 7000 Team
Sunday	21-Jul	Mallory Park	Corporate 6	Ford RS Owners Club National Day
Tuesday	23-Jul	Table Tennis Room	18 (F1) 19 (GC) 20 (F1) 21 (GC)	DHORC Ingham Oval
Tuesday	06-Aug	Table Tennis Room	22 (F1) 23 (GC)	Fiorano
Sat/Sun	10/11 Aug	Donington Park	Corporate 7	Convoy In the Park
Sunday	18-Aug	Donington Park	Corporate 8	Tunerfest
Saturday	31-Aug	Osmaston/Kedleston Rm	Corporate 9	DL&EV 100th Anniversary
Tuesday	24-Sep	Table Tennis Room	24 (F1) 25 (GC)	Jarama
Tuesday	01-Oct	Table Tennis Room	26 (F1) 27 (GC)	Pukekohe Park
Saturday	05-Oct	Great Northern Classics	Corporate 10	Planes, Trains & Automobiles
Tuesday	22-Oct	Table Tennis Room	28 (F1) 29 (GC)	Misano
Tuesday	12-Nov	Table Tennis Room	30 (F1) 31 (GC)	Trois-Rivières
Wednesday	13-Nov	Great Northern Classics	Corporate 11	RR&MC Annual Dinner
Tuesday	19-Nov	Conference Room		AGM
Tuesday	26-Nov	Table Tennis Room	32 (F1) 33 (GC)	Watkins Glen
Wednesday	27-Nov	Table Tennis Room	Corporate 12	Loughborough Ex Round Table
Saturday	07-Dec	Great Northern Classics	Corporate 13	UK Car Events Christmas Car Meet
Tuesday	10-Dec	Conference Room	34 (F1) 35 (GC)	Zandvoort
Saturday	21-Dec	Great Northern Classics	Corporate 14	Mince Pies & Motors
Monday	30-Dec	Great Northern Classics	Corporate 15	Mince Pies & Motors

dherc CD Calendar 2024		Carrera DIGITAL		
Day	Date	Location	Rounds	Track
Tuesday	02-Jan	Table Tennis Room	Test Night	Interlagos
Tuesday	16-Jan	Table Tennis Room	1 2 3	Interlagos (New)
Friday	19-Jan	Table Tennis Room	4 5	Monza (New)
Saturday	20-Jan	Table Tennis Room	6 7 8 9	Monza
Tuesday	13-Feb	Table Tennis Room	10 11 12	Interlagos
Tuesday	27-Feb	Table Tennis Room	Test Night	Shanghai
Tuesday	19-Mar	Table Tennis Room	13 14 15	Shanghai (New)
Tuesday	16-Apr	Table Tennis Room	16 17 18/19	Shanghai
Tuesday	07-May	Table Tennis Room	Test Night	Rockingham
Tuesday	28-May	Table Tennis Room	20 21 22	Rockingham (New)
Friday	07-Jun	Table Tennis Room	23 24 25	Le Mans
Saturday	08-Jun	Table Tennis Room	16 27 28 29 30 31	Le Mans
Tuesday	18-Jun	Table Tennis Room	32 33 34	Rockingham
Tuesday	02-Jul	Table Tennis Room	Test Night	Road America
Tuesday	09-Jul	Table Tennis Room	35 36 37	Road America (New)
Tuesday	30-Jul	Table Tennis Room	38 39 40	Road America
Tuesday	20-Aug	Table Tennis Room	Test Night	Old Interlagos
Tuesday	17-Sep	Table Tennis Room	41 42 43/4	Sakhir
Tuesday	15-Oct	Table Tennis Room	45 46 47	Fuji
Friday	25-Oct	Table Tennis Room	48/49 50	Old Interlagos (New)
Saturday	26-Oct	Table Tennis Room	51 52 53 54/55	Old Interlagos
Tuesday	05-Nov	Table Tennis Room	56 57 58	Road Atlanta
Tuesday	19-Nov	Conference Room		AGM
Saturday	23-Nov	Table Tennis Room	DISCA/DHORC	Sakhir 3 Hours - Oxigen/Carrera WEC
Tuesday	03-Dec	Table Tennis Room	59 60 61	Brands Hatch
Tuesday	17-Dec	Conference Room	TN Q 62 Q 63	Luanda (New)

3. *Phil reaches his 700th Club Night!*

What an incredible achievement. **Phil Rees** completed his 700th Club Night on Tuesday night, meaning he has only missed 17 Club Night in 32 and a half years. He has completed a record 3,936 three-minute races and covered 75,704 laps equating to 1,635 miles. But that doesn't tell the full story about Phil who has been a DHORC stalwart and made the club what it is today.



4. *Loughborough ex Round Table Corporate Event*

With thanks to **Dan Hughes-Dowd**, **Stuart Gray** and **Dan Turnbull** we ran a successful corporate event for 19 Loughborough ex Round Table gentlemen on Wednesday 27Nov24 at Watkins Glen.



Winners 2024

F1 Qualifies on Yellow & Red, F1 on Green & Blue Lanes up to Round 13

Day	Date	Rnd	Track	Final	Adults	Masters	Juniors	Early Parents
Tue	09-Jan	1	Brasillia	F1	S Goodlip	S Goodlip	JJ Hughes-Dowd	A Woodhouse
Tue	09-Jan	2	Brasillia	GC	A Smith	S Goodlip/P Rees	JJ Hughes-Dowd	A Stevenson
Tue	30-Jan	3	Jacarepagua	F1	S Goodlip	S Goodlip	JJ Hughes-Dowd	A Woodhouse
Tue	20-Feb	4	Florano	GC	A Smith	A Smith	JJ Hughes-Dowd	R Lawson
Tue	12-Mar	5	Jarama	F1	JJ Hughes-Dowd	S Gray	JJ Hughes-Dowd	A Stevenson
Tue	09-Apr	6	Pukekohe	F1	A Smith	A Smith	JJ Hughes-Dowd	A Woodhouse
Tue	09-Apr	7	Pukekohe	GC	A Smith	A Smith	JT Hughes-Dowd	A Woodhouse
Tue	23-Apr	8	Misano	F1	S Goodlip	N Sismey	JJ Hughes-Dowd	A Woodhouse
Tue	23-Apr	9	Misano	GC	A Smith	P Rees	JJ Hughes-Dowd	A Woodhouse
Tue	14-May	10	Trois-Rivieres	F1	P Rees	P Rees	JJ Hughes-Dowd	A Woodhouse
Tue	14-May	11	Trois-Rivieres	GC	A Smith	P Rees	JT Hughes-Dowd	A Woodhouse
Tue	04-Jun	12	Watkins Glen	F1	JJ Hughes-Dowd	A Smith	JJ Hughes-Dowd	M Graham
Tue	04-Jun	13	Watkins Glen	GC	A Smith	S Gray	JJ Hughes-Dowd	A Stevenson
Tue	25-Jun	14	Brasillia	F1	A Smith	G Peach	JJ Hughes-Dowd	A Woodhouse
Tue	25-Jun	15	Brasillia	GC	L Pateman	N Sismey	JT Hughes-Dowd	A Woodhouse
Tue	16-Jul	16	Jacarepagua	F1	P Rees	N Sismey	JJ Hughes-Dowd	A Woodhouse
Tue	16-Jul	17	Jacarepagua	GC	A Smith	S Goodlip	JJ Hughes-Dowd	A Woodhouse
Tue	23-Jul	18	dhorcingham	F1	JJ Hughes-Dowd (3)	S Gray (3)	J Woodhouse	M Graham
Tue	23-Jul	19	dhorcingham	GC	L Pateman (2)	S Goodlip (5)	T Stevenson	A Stevenson (4)
Tue	23-Jul	20	dhorcingham	F1	A Smith	S Goodlip/A Smith	E Woodhouse	A Woodhouse
Tue	23-Jul	21	dhorcingham	GC	S Goodlip	S Goodlip/B Johnson	E Woodhouse (2)	A Woodhouse
Tue	06-Aug	22	Florano	F1	P Rees	N Sismey (4)	J Woodhouse	A Woodhouse
Tue	06-Aug	23	Florano	GC	A Smith	B Johnson (2)	J Woodhouse (3)	A Woodhouse
Tue	10-Sep	24	Jarama	F1	S Goodlip	B Johnson/N Sismey	JJ Hughes-Dowd	A Woodhouse
Tue	10-Sep	25	Jarama	GC	S Goodlip	N Sismey (6)	JJ Hughes-Dowd	A Woodhouse
Tue	01-Oct	26	Pukekohe	F1	P Rees	P Rees (5)	JJ Hughes-Dowd	M Graham
Tue	01-Oct	27	Pukekohe	GC	C Bowles	S Goodlip/N Sismey	JT Hughes-Dowd	M Graham
Tue	22-Oct	28	Misano	F1	S Goodlip	S Goodlip	JJ Hughes-Dowd	A Woodhouse
Tue	22-Oct	29	Misano	GC	A Smith	A Smith	JJ Hughes-Dowd	A Woodhouse
Tue	12-Nov	30	Trois-Rivieres	F1	S Goodlip (8)	A Smith	JJ Hughes-Dowd	M Graham
Tue	12-Nov	31	Trois-Rivieres	GC	A Smith	A Smith (8)	JT Hughes-Dowd	M Graham (6)
Tue	26-Nov	32	Watkins Glen	F1	P Rees (5)	S Goodlip	JJ Hughes-Dowd (21)	A Woodhouse
Tue	26-Nov	33	Watkins Glen	GC	A Smith (14)	S Goodlip (11)	JT Hughes-Dowd (6)	A Woodhouse (22)
Tue	10-Dec	34	Zandvoort	F1				
Tue	10-Dec	35	Zandvoort	GC				

Race Winners



Adults	Masters	Juniors	Early Parents
			
Angus Smith Adults	Simon Goodlip Masters	JT Hughes-Dowd Juniors	Andrew Woodhouse Early Parents

Continuous Club Night Attendance Records

Members below have built up ten or more continuous Club Night attendances, including DHORC 717:-

Nick Sismey	266 Club Nights	Stuart Gray	40	Phil Rees	35
Andrew Woodhouse	20	Jenson Woodhouse	20	Lewis Blacker	18
Simon Goodlip	18	Mike Graham	10	Dan Hughes-Dowd	10
JJ Hughes-Dowd	10	JT Hughes-Dowd	10		

Record Continuous Club Night Attendance

Nick Sismey 266

Record Continuous Evening Attendance

Nick Sismey 220

Record Continuous Club Night Attendance from 1st Race

Martin Allsopp 131



Both Dan's ran Race Control



Rob Bentley (centre) took Pole and the win from John Upton (left) and Tony Jones. A big thank you to Tony for contacting us and arranging the event.

Derby HO Racing Club f
www.dharc.co.uk

dharc

Home of HO Le Mans

TOMY ARK
TYCO

07984 33032 | dsmey80@hotmail.co.uk

Official Clothing

Derby HO Racing Club f
www.dharc.co.uk

dharc

Home of HO Le Mans

Carrera DIGITAL

07984 33032 | dsmey80@hotmail.co.uk



Derby HO Racing Club f
www.dharc.co.uk

dharc

Home of HO Le Mans

TOMY ARK
TYCO

07984 33032 | dsmey80@hotmail.co.uk

Polo Shirts

Derby HO Racing Club f
www.dharc.co.uk

dharc

Home of HO Le Mans

Carrera DIGITAL

07984 33032 | dsmey80@hotmail.co.uk

Polo Shirts



Derby HO Racing Club f
www.dharc.co.uk

dharc

Home of HO Le Mans

TOMY ARK
TYCO

07984 33032 | dsmey80@hotmail.co.uk

Hoodies

Derby HO Racing Club f
www.dharc.co.uk

dharc

Home of HO Le Mans

TOMY ARK
TYCO

07984 33032 | dsmey80@hotmail.co.uk

Caps

Contact
Nick Sismey

QUALIFYING		FINAL POSITIONS		FASTEST LAPS			BEST RACE LAPS (3 MINS)				
POS	ADULT	LAPS	POS	ADULT	POS	ADULT	TIME	MPH	POS	ADULT	LAPS
1	Rob Bentley	33.5	1	Rob Bentley	1	Martin Faulkner	11.35	6.708	1	Rob Bentley	9.6
2	John Upson	33.2	2	John Upson	2	Rob Bentley	11.47	6.638	2	Tony Jones	9.3
3	Tony Jones	32.4	3	Tony Jones	3	Tony Jones	11.64	6.541	3	John Upson	9.2
4	David Noseley	32.2	4	David Noseley	4	Chris Lawrence	12.02	6.334	4	Martin Hambleton	8.8
5	Martin Hambleton	31.5	5	Martin Hambleton	5	John Cawrey	12.05	6.318	4	Richard Parsons	8.8
6	Jonathan Law	31.4	6	Jonathan Law	6	James Faulkner	12.20	6.241	6	Ash Bahl	8.7
7	Ash Bahl	30.9	7	Ash Bahl	7	Jonathan Law	12.21	6.236	6	Chris Lawrence	8.7
8	James Faulkner	30.1	8	James Faulkner	8	Richard Kowalski	12.28	6.200	8	David Noseley	8.4
8	Mark Rydings	30.1	9	Mark Rydings	9	John Upson	12.32	6.180	8	Jonathan Law	8.4
10	Mark Hall	30.0	10	Mark Hall	10	Richard Parsons	12.42	6.130	10	Mark Rydings	8.3
11	Ben Faust	29.9	11	Ben Faust	11	David Noseley	12.50	6.091	11	Martin Faulkner	8.2
11	John Cawrey	29.9	12	John Cawrey	12	Mark Rydings	12.60	6.043	12	Richard Kowalski	8.1
13	Chris Lawrence	29.6	13	Chris Lawrence	13	Martin Hambleton	12.64	6.023	12	James Faulkner	8.1
14	Malcolm Graham	29.5	14	Malcolm Graham	14	David Hastings	13.00	5.857	14	John Cawrey	8.0
15	Richard Kowalski	29.4	15	Richard Kowalski	15	Ben Faust	13.01	5.852	15	Ben Faust	7.9
16	Martin Faulkner	28.6	16	Martin Faulkner	16	Mark Hall	13.17	5.781	16	Malcolm Graham	7.8
17	Richard Parsons	28.3	17	Richard Parsons	17	Ash Bahl	13.24	5.750	17	Mark Hall	7.7
18	Frazer Wanstall	28.2	18	Frazer Wanstall	18	Malcolm Graham	13.38	5.690	18	Frazer Wanstall	7.6
19	David Hastings	27.3	19	David Hastings	19	Frazer Wanstall	13.49	5.644	19	David Hastings	7.5



QUALIFYING AND FINAL RACE RESULTS		ROUND 1		ROUND 2		ROUND 3		ROUND 4		QUAL	FIN	FINAL 1		BEST		TOTAL	
CL	NAME	LAPS	TIME	LAPS	TIME	LAPS	TIME	LAPS	TIME	LAPS	POS	LAPS	TIME	LAP	TIME	LAPS	
A	Rob Bentley	8.5	12.39	8.2	12.48	9.6	11.80	7.2	13.74	33.5	A1	9.3	11.47	9.6	11.47	42.8	
A	John Upson	7.7	14.29	8.3	12.39	9.2	12.32	8.0	13.80	33.2	A2	8.4	12.56	9.2	12.32	41.6	
A	Tony Jones	8.2	12.52	9.3	11.64	7.8	12.62	7.1	13.59	32.4	A3	8.1	11.92	9.3	11.64	40.5	
A	David Noseley	7.9	12.94	8.2	13.08	8.4	12.50	7.7	13.87	32.2	A4	7.9	13.16	8.4	12.50	40.1	
A	Martin Hambleton	7.2	15.48	8.8	12.64	8.2	13.87	7.3	15.19	31.5	B1			8.8	12.64	31.5	
A	Jonathan Law	8.0	12.92	8.4	12.21	8.3	12.77	6.7	14.63	31.4	B2			8.4	12.21	31.4	
A	Ash Bahl	7.4	14.46	7.9	14.22	8.7	13.24	6.9	14.57	30.9	B3			8.7	13.24	30.9	
A	James Faulkner	7.7	12.28	7.8	12.67	6.5	12.20	8.1	12.44	30.1	B4			8.1	12.20	30.1	
A	Mark Rydings	7.3	13.04	7.7	13.86	8.3	12.60	6.8	14.05	30.1	B5			8.3	12.60	30.1	
A	Mark Hall	7.6	13.36	7.3	13.17	7.7	13.97	7.4	14.51	30.0	B6			7.7	13.17	30.0	
A	Ben Faust	7.4	14.34	7.8	14.11	7.9	13.01	6.8	15.37	29.9	B7			7.9	13.01	29.9	
A	John Cawrey	7.9	13.77	7.1	13.14	8.0	12.05	6.9	13.42	29.9	B8			8.0	12.05	29.9	
A	Chris Lawrence	6.1	16.55	8.1	13.27	8.7	12.02	6.7	15.08	29.6	B9			8.7	12.02	29.6	
A	Malcolm Graham	7.8	13.38	7.6	14.37	6.9	13.68	7.2	15.33	29.5	B10			7.8	13.38	29.5	
A	Richard Kowalski	6.9	13.93	8.1	12.73	7.1	12.28	7.3	13.81	29.4	B11			8.1	12.28	29.4	
A	Martin Faulkner	6.9	12.71	8.1	12.43	8.2	11.35	5.4	12.05	28.6	B12			8.2	11.35	28.6	
A	Richard Parsons	5.9	13.34	7.7	13.73	8.8	12.42	5.9	16.29	28.3	B13			8.8	12.42	28.3	
A	Frazer Wanstall	7.1	14.76	7.2	13.49	7.6	14.04	6.3	15.83	28.2	B14			7.6	13.49	28.2	
A	David Hastings	7.5	14.87	7.1	14.54	6.9	13.00	5.8	19.02	27.3	B15			7.5	13.00	27.3	
		TOTAL FEET		68,082.8		TOTAL LAPS		609.7									



Slot Cars & Spares



Open Wheel (F1)

Body	£10.00	Bulkhead	£3.70
Chassis	£10.00	Armature	£5.60
Whole Car	£20.00	Crown/Pinion Gear	£2.50
Pickup Shoes (Pair)	£1.20	Rear Tyres (Pair)	£2.00
Pickup Springs	£0.82	Sponge (Pair)	£2.50
Pinion Gear	£1.50	Rear Axle with tyres	£4.50
Front Tyres (Pair)	£1.00	Guide Pins	£1.20
Front Axle	£2.00	Traction Magnets (Pair)	£2.00
Brush Springs (Pair)	£1.18	Brush Tubes (Pair)	£2.00
Brushes (Pair)	£1.70		
Motor Magnets (Pair)	£2.45		



Enclosed Wheel (GC)



VSR Chassis	£30.00	Viper Endbell	£7.45
Painted Lexan Body	£10.00	Armature	£4.95
Pickup Shoes (Pair)	£1.40	22T VSR Crown Gear	£2.08
Pickup Springs	£0.52	Rear Tyres (Pair)	£2.50
#417 7T Delrin Pinion Gear	£1.38	Guide Pins	£2.25
Front Axle, Wheels and Tyres	£4.00	VSR Pro Blank Chassis	£8.50
Rear Axle, Crown Gear & Tyres	£8.00		
Rear Narrow Hubs (Pair)	£3.00		

Please Note: The Spares box may carry more items than listed here.



Updated 22May24

5. Steve and Luca become our 50th and 51st Members

A big DHORC welcome to new Members **Steve** and son **Luca Whittaker**. They visited one of our Carrera Digital Evenings a little while ago and then stepped up to the oche for the first time at Watkins Glen. Living just three doors up from me I often speak to Steve on Chaddesden Park where he coaches a youth football team. We got onto the subject of slot car racing and to cut a long story short here they are, our 50th and 51st Members in 2024. With **Dave** and **Laura Edwards** also living on Chaddesden Lane it must be the road with the most DHORC Members, five!





Visit our
Facebook Page
or the back of
this magazine



Clear plastic bodies to suit a variety of HO
chassis. Many not found elsewhere



6. Facebook Followers hit 14,000 – 26Nov24

Thank you to the 8,000 new Facebook Followers we have picked up since September and the 6,000 that have stuck with us. As of 26Nov24 we passed through 14,000 Followers.



7. December Corporate Events - GNC

We have three Corporate events in December at Great Northern Classics to finish off the year. Thank you to those of you who have offered to support these.



7TH DEC 2024
CHRISTMAS CAR MEET
17:00 TO 20:00



FREE TICKETED EVENT
WWW.UKCAREVENTS.UK

GREAT NORTHERN CLASSICS
274-278 OSMASTON ROAD, DERBY, DE24 8AE



Mince Pies & Motors

Date: Saturday 21st December

Time: 10:00am – 15:00pm

This is our second-year hosting Mince pie & Motors, come on down to Great Northern Classics to celebrate the festive Season and see our Christmas display! Free Mince pie on arrival.

Starting on the 10th December we also have our 12 days of Christmas with UK CAR EVENTS. Keep an eye out on our Facebook and Instagram page for our daily competitions and your chance to win some amazing prizes in the lead up to Christmas. We have a Grand Prize on the 12th Day which is the Mince Pie & Motors event and the winner will be announced that day. All winners will get FREE Parking to collect their prizes.

Location: Great Northern Classics, 274 – 278 Osmaston Road, Derby, DE24 8AE

Mince Pies & Motors

Date: Monday 30th December

Time: 10:00am – 15:00pm

Come and Celebrate our last event of 2024 at our New Year – Mince Pie and Motors event.

We will have DHORC with their 8 lane slot car racing. £1 to enter and be in for a chance to win a Donington Park Ticket for an event of your choice. The Record is the number of laps in 2 minutes.

You will receive a Mince Pie on arrival and Café Miura will be open serving food and drinks. We will also have the amazingly talented George Platt Play the Saxophone at 11:30am.

Location: Great Northern Classics, 274 – 278 Osmaston Road, Derby, DE24 8AE

Nick Sismey

Race Report



Round 33

Watkins Glen – GC

26 November 2024

Rounds 12 & 13

Watkins Glen (USA)

Rounds 32 & 33

Previous Results

		Adults		1st	2nd	3rd
DHORC 556	24-Oct	2017	111' 8"	S Goodlip	P Rees	N Sismey
DHORC 569	10-Apr	2018	111' 8"	A Smith	C Roythorne	S Goodlip
DHORC 696 F1	04-Jun	2024	111' 8"	JJ Hughes-Dowd	P Rees	A Smith
DHORC 697 GC	04-Jun	2024	111' 8"	A Smith	S Goodlip	L Pateman
DHORC 716 F1	26-Nov	2024	111' 8"	P Rees	S Goodlip	A Smith
DHORC 717 F1	26-Nov	2024	111' 8"	A Smith	S Goodlip	C Bowles
		Juniors		1st	2nd	3rd
DHORC 556	24-Oct	2017	111' 8"	B Roythorne	A Turnbull	L Turnbull
DHORC 569	10-Apr	2018	111' 8"	Z Roythorne	A Turnbull	B Roythorne
DHORC 696 F1	04-Jun	2024	111' 8"	JJ Hughes-Dowd	T Stevenson	J Graham
DHORC 697 GC	04-Jun	2024	111' 8"	JJ Hughes-Dowd	J Graham	T Stevenson
DHORC 716 F1	26-Nov	2024	111' 8"	JJ Hughes-Dowd	J Woodhouse	JT Hughes-Dowd
DHORC 717 F1	26-Nov	2024	111' 8"	JT Hughes-Dowd	JJ Hughes-Dowd	J Woodhouse

Circuit Records

Lap Length 111' 8"

Qualifying

F1/GC	S Goodlip	10Apr18
	97.8 Laps	
F1	A Smith	26Nov24
	43.6 Laps	
GC	A Smith	04Jun24
	56.3 Laps	
Fastest Laps		
F1	L Pateman	04Jun24
	7.07 Secs	
	A Smith	04Jun24
	5.13 Secs	
Race Laps		
F1	P Rees	26Nov24
	23.1 Laps	
GC	A Smith	26Nov24
	31.4 Laps	
Final Points		
5.5 Points	S Goodlip	26Nov24



DHORC 716 & 717





Lewis Blacker is the only Member still able to take JJ Hughes-Dowd on in the Final Challenge while Angus Smith's 14th win of the year finally secured him his fourth Championship. Simon Goodlip also almost certainly secured the Masters Championship while Chris Bowles took a third in the GC Club Night.

GC Finals ADULT REPORT GC Finals

Angus takes 4th Championship at historical Club Night


'A' Final – **Angus Smith** secured his fourth HO Championship at our very last Club Night on Rolls-Royce (Aerospace) plc soil, which has seen 716 of DHORC's 717 races run on the site. The only one not held there was our 500th, which was celebrated at Donington Park.

In an incredible 3-minute race that saw two DHORC gladiators at full chat for the full duration, Angus beat five time Champion and 'C' and 'B' Finals winner **Simon Goodlip** by half a lap in a race that saw them almost matched on lap times. After equalling Simon's record of 17 Poles in a year in the earlier F1 race, Angus went one better here with his 18th, missing out on equalling his own Pole laps record by a tenth! Simon took 5.5 Final points from the GC Finals, breaking both the absent Liam Smith's and recent record holder (at DHORC 716) **JJ Hughes-Dowd's** Watkins Glen Final points record of 4.5. Adding this to the 3.5 points he took in F1 Simon has almost certainly confirmed back-to-back Masters Championships.

Together with his 78th Pole the win was Angus' third at Watkins Glen and his 67th (14th) career victory. This was also Simon's third straight second place finish at the New York state track while his 5.17 second lap in Qualifying gave him his 73rd (10th) career fastest lap. To finish off the accolades Angus added a lap to his own race laps record from 04Jun24 and now equals the record for most race lap top spots in a year with 16 as he took the 86th of his career.

While all this was going on **Chris Bowles** simply maintained his grid slot position finishing third 5.1 laps down but with a lap time within 0.13 seconds of winner Angus. **Nick Sismey** matched his F1 result with another fourth place finish. He was 1.2 laps down on Chris.





Spares anyone?

'B' Final – **Phil Rees**, still on a high from his earlier victory in F1, tried as he might to prevent 'C' Final winner Simon progressing any further up the order. However, even he was losing over a lap to him, the deficit 4.4 laps at the flag. **JT Hughes-Dowd**, also fresh from his Junior GC win, got to within 0.8 laps of Phil in sixth while **Dan Turnbull** beat him on fastest lap time (0.03 secs) but failed to snatch six off him by exactly two laps.

'C' Final – **Lewis Blacker** did get the better of would be Final Challenge Champion **JJ Hughes-Dowd** in the 'D' to progress to the 'C'. However he had to settle for 3.5 Final points after taking second to Simon by 3.5 laps. This still left him a massive 17 points behind JJ with a maximum of two Club Nights at Zandvoort to go. To just catch JJ he would have to win four Finals in both Club Nights and finish last in the fifth, and that is without JJ scoring! While it is still mathematically possible, JJ is certainly sitting pretty!

Barry Johnson had qualified ninth to Lewis' 15th but when it came to one to one armed combat in the Final Lewis got the better of Barry to the sum of 2.6 laps. Barry was just pleased to have beaten Simon in Qualifying for once and again questioned him as to why he was in the 'C'! **Dan Hughes-Dowd** was two further places and 1.4 laps forward of Barry on the grid, however Barry got the better of him here to the sum of 0.6 laps leaving Dan in 10th.

'D' Final – Having again played the tactical game of qualifying low to gain more Final points it didn't work out for JJ this time as Lewis took the Final win. However in two weeks' time JJ will almost certainly take home the trophy. He was 3.4 laps down on Mr Blacker but 1.8 laps up on **Stuart Gray**. Therefore JJ had the HO spares coordinator ahead of him and the CD spares coordinator directly behind him in the final standings. Symmetry!

Denis Latham had a mare with his new (bought that night) Viper chassis, so much so that he only recorded 6.9 laps to finish in unlucky 13th. Simon has kindly since looked at the chassis and got it working ready for Zandvoort.

'Early Parents' F' Final – **Andrew Woodhouse** converted his Early Parents' Pole into his 22nd win in the category ahead of **Alan Stevenson** with **Steve Whittaker** making a one place improvement in the Final and overall in third and 16th respectively. **Mike Graham's** Viper was also looked at by Simon since this race as his 14.1 laps gave him his eighth Wooden Spoon.

MASTERS REPORT

Simon winning his way to the Championship.

Simon's highest points haul of the year, 5.5, almost certainl guarantees him his second Masters' Championship after his first in 2023. Here he pushed Angus into second with Phil in third, Barry and Stuart in joint fourth and Nick sixth.





Andrew Woodhouse is almost across the line with the Early Parents' Championship following two more wins but friend Mike Graham is still trying to stop him!



JUNIOR REPORT

JT goes two for two in GC

'A' Final – **JT Hughes-Dowd** backed up his GC win at Trois-Rivières two weeks ago with another GC win tonight at Watkins Glen. In what was his third perfect 50 points haul JT went six (career) and six (2024) on Poles, wins, fastest laps and race laps in New York state beating younger brother **JJ Hughes-Dowd**, who won through from the 'B', by 2.2 laps. Combining both Junior and Adult classes this was also JT's 50th Club Night. **Jenson Woodhouse** was best of the rest from second on the grid finishing 3.1 laps down on JJ while **Timmy Stevenson** surprised all by qualifying straight into the 'A', half a lap behind Jenson, and the only finished four tenths behind him in the Final to take fourth!



'B' Final – Six year old **Ellis Woodhouse** was the match for seven year old **Luca Whittaker** this time. Well Ellis has been racing for nearly two years, from when he had just turned five, while this was only Luca's second Club Night, and he was running club cars. More to come from this battle in the future!

[Tommy Tyco](#)



Alan Stevenson has wrestled the Wooden Spoon trophy off Andrew for 2024, while Timmy Stevenson continues to enjoy the Junior racing.



Our new YouTuber Dan Hughes-Dowd is always looking for that next video hit!

Race Results



Who Came Where?

Who Scored What?



Stuart Gray took 12th and Barry Johnson 9th in GC. He just couldn't believe Simon was in the same Final as him in both Club Nights at Watkins Glen!



Derby HO Racing Club Watkins Glen GC - 26 November 2024 - Round 33 MASTER POINTS TABLE (NM = NON MEMBER)															
QUALIFYING			FINAL POSITIONS			FASTEST LAPS			BEST RACE LAPS (3 MINS)			POINTS TOTAL			
POS	ADULT	LAPS	POS	ADULT	PTS	POS	ADULT	TIME	MPH	POS	ADULT	LAPS	POS	ADULT	PTS
1	A Smith (M)	56.2	1	A Smith (M)	45	1	S Goodlip (M)	5.17	14.726	1	A Smith (M)	31.4	1	A Smith (M)	48
2	N Sismey (M)	49.1	2	S Goodlip (M)	38	2	A Smith (M)	5.29	14.392	2	S Goodlip (M)	30.9	2	S Goodlip (M)	40
3	C Bowles	47.9	3	C Bowles	34	3	C Bowles	5.69	13.381	3	C Bowles	25.8	3	C Bowles	34
4	P Rees (M)	46.2	4	N Sismey (M)	31	4	N Sismey (M)	6.11	12.461	4	P Rees (M)	25.4	4	N Sismey (M)	31
5	D Turnbull	44.2	5	P Rees (M)	29	5	P Rees (M)	6.18	12.320	5	N Sismey (M)	24.8	5	P Rees (M)	29
6	JT Hughes-Dowd	41.0	6	JT Hughes-Dowd	28	6	L Blacker	6.33	12.028	6	JT Hughes-Dowd	24.6	6	JT Hughes-Dowd	28
7	D Hughes-Dowd	40.0	7	D Turnbull	27	7	D Turnbull	6.60	11.536	7	L Blacker	24.3	7	D Turnbull	27
8	A Woodhouse	38.7	8	L Blacker	26	8	JT Hughes-Dowd	6.63	11.484	8	D Turnbull	22.9	8	L Blacker	26
9	B Johnson (M)	38.6	9	B Johnson (M)	25	9	D Hughes-Dowd	6.67	11.415	9	A Woodhouse	22.7	9	B Johnson (M)	25
10	S Whittaker	37.7	10	D Hughes-Dowd	24	10	D Latham	6.98	10.908	10	B Johnson (M)	21.7	10	D Hughes-Dowd	24
10	S Goodlip (M)	37.7	11	JJ Hughes-Dowd	23	11	JJ Hughes-Dowd	7.07	10.769	11	D Hughes-Dowd	21.1	11	JJ Hughes-Dowd	23
12	A Stevenson	37.3	12	S Gray (M)	22	12	B Johnson (M)	7.25	10.502	12	D Latham	20.5	12	S Gray (M)	22
13	S Gray (M)	36.8	13	D Latham	21	13	A Woodhouse	7.40	10.289	13	S Gray (M)	20.3	13	D Latham	21
14	JJ Hughes-Dowd	35.4	14	A Woodhouse	20	14	M Graham	7.51	10.138	14	S Whittaker	19.8	14	A Woodhouse	20
15	L Blacker	33.7	15	A Stevenson	19	15	S Whittaker	7.74	9.837	15	A Stevenson	19.8	15	A Stevenson	19
16	D Latham	27.2	16	S Whittaker	18	16	A Stevenson	7.76	9.811	16	JJ Hughes-Dowd	19.2	16	S Whittaker	18
17	M Graham	24.2	17	M Graham	17	17	S Gray (M)	7.89	9.650	17	M Graham	17.3	17	M Graham	17
QUALIFYING			FINAL POSITIONS			FASTEST LAPS			BEST RACE LAPS (3 MINS)			POINTS TOTAL			
POS	JUNIOR	LAPS	POS	JUNIOR	PTS	POS	JUNIOR	TIME	MPH	POS	JUNIOR	LAPS	POS	JUNIOR	PTS
1	JT Hughes-Dowd	41.0	1	JT Hughes-Dowd	45	1	JT Hughes-Dowd	7.01	10.861	1	JT Hughes-Dowd	23.3	1	JT Hughes-Dowd	50
2	J Woodhouse	37.9	2	JJ Hughes-Dowd	38	2	JJ Hughes-Dowd	7.10	10.723	2	JJ Hughes-Dowd	20.1	2	JJ Hughes-Dowd	38
3	T Stevenson	37.4	3	J Woodhouse	34	3	J Woodhouse	7.60	10.018	3	J Woodhouse	20.0	3	J Woodhouse	34
4	JJ Hughes-Dowd	35.4	4	T Stevenson	31	4	E Woodhouse	8.09	9.411	4	T Stevenson	19.1	4	T Stevenson	31
5	E Woodhouse	33.2	5	E Woodhouse	29	5	T Stevenson	8.40	9.064	5	E Woodhouse	17.2	5	E Woodhouse	29
6	L Whittaker	31.6	6	L Whittaker	28	6	L Whittaker	9.33	8.160	6	L Whittaker	16.5	6	L Whittaker	28

Final Points					
POS	ADULT	PTS	POS	ADULT	PTS
1	S Goodlip (M)	5.5	1	JJ Hughes-Dowd	3.5
2	L Blacker	3.5	2	JT Hughes-Dowd	2.0
3	A Smith (M)	2.0	3	E Woodhouse	1.5
4	P Rees (M)	1.5	4	J Woodhouse	1.0
6	C Bowles	1.0	4	L Whittaker	1.0
6	JT Hughes-Dowd	1.0	6	T Stevenson	0.5
6	B Johnson (M)	1.0			
6	S Gray (M)	1.0			
10	N Sismey (M)	0.5			
10	D Turnbull	0.5			
10	D Hughes-Dowd	0.5			
10	D Latham	0.5			
14	A Woodhouse	0.0			
14	S Whittaker	0.0			
14	A Stevenson	0.0			
14	M Graham	0.0			



Chris took his fifth podium finish of the year with Denis Latham in 13th



CL		YELLOW		RED		QUAL		FIN		FINAL 1		FINAL 2		FINAL 3		BEST		TOTAL	
		LAPS	TIME	LAPS	TIME	LAPS	TIME	POS	PTS	LAPS	TIME	LAPS	TIME	LAPS	TIME	LAPS	TIME	LAPS	TIME
A	A Smith (M)	27.0	5.87	29.2	5.29	56.2	A1	2.0	31.4	5.56					31.4	5.29	87.6		
A	N Sismey (M)	24.3	6.69	24.8	6.31	49.1	A4	0.5	24.6	6.11					24.8	6.11	73.7		
A	C Bowles	23.8	6.13	24.1	5.93	47.9	A3	1.0	25.8	5.69					25.8	5.69	73.7		
A	P Rees (M)	22.2	7.36	24.0	6.67	46.2	B2	1.5	25.4	6.18					25.4	6.18	71.6		
A	D Turnbull	21.3	7.35	22.9	7.32	44.2	B4	0.5	22.6	6.60					22.9	6.60	66.8		
A	JT Hughes-Dowd	20.1	7.01	20.9	7.50	41.0	B3	1.0	24.6	6.63					24.6	6.63	24.6		
A	D Hughes-Dowd	19.9	7.26	20.1	7.41	40.0	C4	0.5	21.1	6.67					21.1	6.67	61.1		
A	A Woodhouse	19.1	7.90	19.6	7.91	38.7	E1	0.0	22.7	7.40					22.7	7.40	61.4		
A	B Johnson (M)	18.4	7.51	20.2	7.49	38.6	C3	1.0	21.7	7.25					21.7	7.25	60.3		
A	S Whittaker	17.9	8.79	19.8	7.74	37.7	E3	0.0	18.8	8.34					19.8	7.74	56.5		
A	S Goodlip (M)	25.7	5.17	12.0	5.75	37.7	A2	5.5	27.8	5.77	29.8	5.74	30.9	5.51	30.9	5.17	126.2		
A	A Stevenson	17.5	8.80	19.8	7.76	37.3	E2	0.0	19.2	8.25					19.8	7.76	56.5		
A	S Gray (M)	16.5	8.86	20.3	7.89	36.8	D3	1.0	17.4	8.84					20.3	7.89	54.2		
A	JJ Hughes-Dowd	17.3	7.41	18.1	7.10	35.4	D2	1.5	19.2	7.07					19.2	7.07	19.2		
A	L Blacker	17.4	7.08	16.3	6.44	33.7	C2	3.5	22.6	7.26	24.3	6.33			24.3	6.33	80.6		
A	D Latham	6.7	8.83	20.5	6.98	27.2	D4	0.5	6.9	9.28					20.5	6.98	34.1		
A	M Graham	6.9	13.27	17.3	8.11	24.2	E4	0.0	14.1	7.51					17.3	7.51	38.3		
J	JT Hughes-Dowd	20.1	7.01	20.9	7.50	41.0	A1	2.0	23.3	7.10					23.3	7.01	64.3		
J	J Woodhouse	17.9	8.46	20.0	7.60	37.9	A3	1.0	17.0	8.61					20.0	7.60	54.9		
J	T Stevenson	18.3	8.53	19.1	8.40	37.4	A4	0.5	16.6	8.72					19.1	8.40	54.0		
J	JJ Hughes-Dowd	17.3	7.41	18.1	7.10	35.4	A2	3.5	19.5	7.27	20.1	7.27			20.1	7.10	75.0		
J	E Woodhouse	16.1	9.44	17.1	8.09	33.2	E2	1.5	17.2	8.48					17.2	8.09	50.4		
J	L Whittaker	15.1	9.74	16.5	9.33	31.6	E3	1.0	16.5	9.66					16.5	9.33	48.1		
TOTAL FEET														155,561.9	TOTAL LAPS				1,393.1



DERBY H:O RACING CLUB CHAMPIONSHIP RACE 717
Watkins Glen GC - 26 November 2024 - Round 33
QUALIFYING AND FINAL RACE RESULTS



Junior 'B' – Ellis (6th), winner JJ Hughes-Dowd and Luca Whittaker (5th)



Everyone's Best Results At This Circuit



What are my Best Scores?
Who Have I Beaten?



Junior 'A' – Jenson Woodhouse (3rd), Timmy (4th), winner JT Hughes-Dowd and JJ (2nd)



Watkins Glen Best Off Chart 3 - GC

Qualifying					Fastest Laps					Race Laps				
Pos	Adult	Laps	MPH	Date	Pos	Adult	Time	MPH	Date	Pos	Adult	Laps	MPH	Date
1	A Smith	56.3	11.907	04-Jun-24	1	A Smith	5.13	14.842	04-Jun-24	1	A Smith	31.4	13.282	26-Nov-24
2	S Goodlip	56.1	11.865	04-Jun-24	2	S Goodlip	5.17	14.727	26-Nov-24	2	S Goodlip	30.9	13.070	26-Nov-24
3	L Pateman	54.6	11.548	04-Jun-24	3	L Pateman	5.18	14.699	04-Jun-24	3	C Roythorne	28.8	12.182	10-Apr-18
4	N Sismey	52.7	11.146	04-Jun-24	4	C Roythorne	5.68	13.405	10-Apr-18	4	L Pateman	28.7	12.140	04-Jun-24
5	R Litherland	50.0	10.575	04-Jun-24	5	C Bowles	5.69	13.381	26-Nov-24	5	L Smith	27.4	11.590	10-Apr-18
6	P Rees	48.6	10.279	04-Jun-24	6	L Smith	5.88	12.949	10-Apr-18	6	R Litherland	27.3	11.548	04-Jun-24
7	C Bowles	47.9	10.131	26-Nov-24	7	N Sismey	5.90	12.905	10-Apr-18	7	N Slamey	26.9	11.378	04-Jun-24
8	D Turnbull	44.9	9.496	04-Jun-24	8	R Litherland	5.98	12.732	04-Jun-24	8	J Lymer	26.1	11.040	10-Apr-18
9	JJ Hughes-Dowd	43.2	9.137	04-Jun-24	9	D Garbett	6.18	12.320	10-Apr-18	8	D Garbett	26.1	11.040	10-Apr-18
10	D Latham	42.6	9.010	04-Jun-24	9	P Rees	6.18	12.320	26-Nov-24	10	C Bowles	25.8	10.913	26-Nov-24
11	A Stevenson	41.6	8.798	04-Jun-24	11	L Blacker	6.33	12.028	26-Nov-24	11	P Rees	25.4	10.744	26-Nov-24
12	JT Hughes-Dowd	41.0	8.671	26-Nov-24	12	J Lymer	6.36	11.971	10-Apr-18	12	JT Hughes-Dowd	24.6	10.406	26-Nov-24
13	M Graham	40.4	8.544	04-Jun-24	13	D Turnbull	6.60	11.536	26-Nov-24	13	L Blacker	24.3	10.279	26-Nov-24
14	S Gray	40.1	8.481	04-Jun-24	14	JT Hughes-Dowd	6.63	11.484	26-Nov-24	14	G Peach	23.6	9.983	10-Apr-18
15	D Hughes-Dowd	40.0	8.460	26-Nov-24	15	J Lamb	6.67	11.415	10-Apr-18	14	D Turnbull	23.6	9.983	26-Nov-24
16	A Woodhouse	38.7	8.185	26-Nov-24	15	D Hughes-Dowd	6.67	11.415	26-Nov-24	16	J Lamb	23.4	9.898	10-Apr-18
17	B Johnson	38.6	8.164	26-Nov-24	17	G Peach	6.71	11.347	10-Apr-18	17	K Alcock	22.8	9.644	10-Apr-18
18	S Whittaker	37.7	7.973	26-Nov-24	18	JJ Hughes-Dowd	6.82	11.164	04-Jun-24	17	JJ Hughes-Dowd	22.8	9.644	04-Jun-24
19	L Blacker	33.7	7.127	26-Nov-24	19	R Masters	6.90	11.035	10-Apr-18	19	A Woodhouse	22.7	9.602	26-Nov-24
20	C Roythorne	N/A	N/A	N/A	20	K Alcock	6.95	10.955	10-Apr-18	20	T Stacey	22.3	9.433	10-Apr-18
20	D Edwards	N/A	N/A	N/A	20	T Stacey	6.95	10.955	10-Apr-18	21	A Stevenson	22.1	9.348	04-Jun-24
20	D Garbett	N/A	N/A	N/A	22	D Latham	6.98	10.908	26-Nov-24	22	D Latham	21.8	9.221	04-Jun-24
20	G Peach	N/A	N/A	N/A	23	B Johnson	7.25	10.502	26-Nov-24	23	B Johnson	21.7	9.179	26-Nov-24
20	J Holmes	N/A	N/A	N/A	24	M Graham	7.28	10.459	04-Jun-24	24	R Lawson	21.2	8.967	10-Apr-18
20	J Lamb	N/A	N/A	N/A	25	A Stevenson	7.31	10.416	04-Jun-24	24	M Graham	21.2	8.967	04-Jun-24
20	J Lymer	N/A	N/A	N/A	26	A Woodhouse	7.40	10.289	26-Nov-24	26	D Hughes-Dowd	21.1	8.925	26-Nov-24
20	K Alcock	N/A	N/A	N/A	27	S Gray	7.55	10.085	04-Jun-24	27	S Gray	21.0	8.883	04-Jun-24
20	L Smith	N/A	N/A	N/A	28	R Lawson	7.64	9.966	10-Apr-18	28	R Masters	20.1	8.502	10-Apr-18
20	L Williamson	N/A	N/A	N/A	29	S Whittaker	7.74	9.837	26-Nov-24	29	J Holmes	19.9	8.418	10-Apr-18
20	M Allsopp	N/A	N/A	N/A	30	J Holmes	7.80	9.761	10-Apr-18	30	S Whittaker	19.8	8.375	26-Nov-24
20	M Martinez	N/A	N/A	N/A	31	M Allsopp	9.09	8.376	24-Oct-17	30	M Martinez	19.8	8.375	10-Apr-18
20	R Lawson	N/A	N/A	N/A	32	D Edwards	9.19	8.285	24-Oct-17	32	M Allsopp	16.6	7.022	24-Oct-17
20	R Masters	N/A	N/A	N/A	33	L Williamson	10.86	7.011	24-Oct-17	33	D Edwards	15.3	6.472	24-Oct-17
20	S Smith	N/A	N/A	N/A	34	S Smith	10.97	6.941	24-Oct-17	34	L Williamson	13.4	5.668	24-Oct-17
20	T Stacey	N/A	N/A	N/A	35	M Martinez	11.67	6.524	24-Oct-17	35	S Smith	13.2	5.584	24-Oct-17
Pos	Junior	Laps	MPH	Date	Pos	Junior	Time	MPH	Date	Pos	Junior	Laps	MPH	Date
1	JJ Hughes-Dowd	43.2	9.137	04-Jun-24	1	B Roythorne	5.87	12.971	24-Oct-17	1	B Roythorne	26.6	11.252	24-Oct-17
2	JT Hughes-Dowd	41.0	8.671	26-Nov-24	2	Z Roythorne	6.04	12.606	24-Oct-17	2	Z Roythorne	25.4	10.744	24-Oct-17
3	J Woodhouse	37.9	8.016	26-Nov-24	3	A Turnbull	6.43	11.841	24-Oct-17	3	A Turnbull	25.2	10.659	24-Oct-17
4	T Stevenson	37.4	7.910	26-Nov-24	4	F Holmes	6.62	11.501	10-Apr-18	4	JT Hughes-Dowd	23.3	9.856	26-Nov-24
5	J Graham	36.0	7.614	04-Jun-24	5	JJ Hughes-Dowd	6.82	11.164	04-Jun-24	5	JJ Hughes-Dowd	22.8	9.644	04-Jun-24
6	E Woodhouse	33.2	7.022	26-Nov-24	6	JT Hughes-Dowd	7.01	10.861	26-Nov-24	6	F Holmes	21.8	9.221	10-Apr-18
7	L Whittaker	31.6	6.683	26-Nov-24	7	L Turnbull	7.02	10.846	10-Apr-18	7	L Turnbull	20.5	8.671	24-Oct-17
8	A Turnbull	N/A	N/A	N/A	8	S Roythorne	7.17	10.619	10-Apr-18	7	S Roythorne	20.5	8.671	10-Apr-18
8	B Roythorne	N/A	N/A	N/A	9	G Reyes-England	7.25	10.502	10-Apr-18	9	H Smith	20.2	8.544	24-Oct-17
8	F Holmes	N/A	N/A	N/A	10	H Smith	7.27	10.473	24-Oct-17	9	G Reyes-England	20.2	8.544	10-Apr-18
8	G Reyes-England	N/A	N/A	N/A	11	J Woodhouse	7.60	10.018	26-Nov-24	11	J Woodhouse	20.0	8.460	26-Nov-24
8	H Smith	N/A	N/A	N/A	12	J Martinez	7.72	9.863	10-Apr-18	12	J Martinez	19.4	8.206	10-Apr-18
8	J Hagues	N/A	N/A	N/A	13	J Graham	7.94	9.589	04-Jun-24	13	J Lawson	19.1	8.079	10-Apr-18
8	J Lawson	N/A	N/A	N/A	14	E Woodhouse	8.09	9.411	26-Nov-24	13	T Stevenson	19.1	8.079	26-Nov-24
8	J Martinez	N/A	N/A	N/A	15	J Lawson	8.16	9.331	10-Apr-18	15	J Graham	18.8	7.952	04-Jun-24
8	L Turnbull	N/A	N/A	N/A	16	S Bowman	8.21	9.274	10-Apr-18	16	S Bowman	17.8	7.529	10-Apr-18
8	S Bowman	N/A	N/A	N/A	17	T Stevenson	8.52	8.936	04-Jun-24	17	E Woodhouse	17.2	7.275	26-Nov-24
8	S Roythorne	N/A	N/A	N/A	18	J Hagues	8.73	8.721	10-Apr-18	18	L Whittaker	16.5	6.979	26-Nov-24
8	Z Roythorne	N/A	N/A	N/A	19	L Whittaker	9.33	8.161	26-Nov-24	19	J Hagues	15.1	6.387	24-Oct-17



Early Parents' 'E' – Mike (17th), Steve Whittaker (16th), winner Andrew (14th) and Alan (15th)



Championship Tables

All of our 2024 HO Champions
to date in one shot!



Those All Important
Points!

Championship Leaders 26Nov24 After Round 33



Adult

Championship

Angus Smith

Challenge

JJ Hughes-Dowd

King of Speed

Simon Goodlip

Top Adult Points at dhorcingham oval

Junior

Championship

JJ Hughes-Dowd

Challenge

JJ Hughes-Dowd

King of Speed

Ellis Woodhouse

Top Junior Points at dhorcingham oval

Other

Masters (56+)

Simon Goodlip

Early Parents

Andrew Woodhouse

Alan Bullock

Angus Smith

Winner of last Adult Club Night in August

Bob Chadwick

Angus Smith

Winner of last Adult Club Night in October

Key: **Green** = Champion



Adult 'D' – winner Lewis, Stuart (12th), JJ (11th) and Denis (13th)



DHORC Championship 2024 Rnd 33					
Pos	Competitor Name	Wins	Total	Best (75%)	Diff
	(Adults)		Scores	Scores	
1	A Smith (M)	14	1207	1139	
2	S Goodlip (M)	8	1123	1063	76
3	P Rees (M)	5	1027	873	190
4	N Sismey (M)		956	791	82
5	JJ Hughes-Dowd	3	862	765	26
6	R Litherland		755	755	10
7	L Pateman	2	728	728	27
8	L Blacker		786	719	9
9	D Turnbull		648	648	71
10	JT Hughes-Dowd		620	620	28
11	D Latham		594	594	26
12	D Hughes-Dowd		646	586	8
13	S Gray (M)		704	580	6
14	C Bowles	1	572	572	8
15	A Woodhouse		599	521	51
16	B Johnson (M)		515	515	6
17	M Graham		494	494	21
18	A Stevenson		486	486	8
19	M Dutson		296	296	190
20	G Peach (M)		290	290	6
21	L Smith		287	287	3
22	R Lawson		214	214	73
23	J Lawson		203	203	11
24	A Turnbull		69	69	134
25	J Graham		48	48	21
26	S Smith		41	41	7
26	H Smith		41	41	
28	S Whittaker		35	35	6
Pos	(Juniors)	Wins	Total	75%	Diff
1	JJ Hughes-Dowd	21	1385	1218	
2	J Woodhouse	3	1148	996	222
3	JT Hughes-Dowd	6	968	968	28
4	T Stevenson	1	832	832	136
5	J Graham		747	747	85
6	E Woodhouse	2	631	631	116
7	J Lawson		355	355	276
8	L Whittaker		59	59	296
Pos	(Masters)	Wins	Total	75%	Diff
1	S Goodlip (M)	11	60.5	59.5	
2	A Smith (M)	8	53.5	51.0	8.5
3	N Sismey (M)	6	49.5	45.5	5.5
4	P Rees (M)	5	48.5	44.5	1.0
5	S Gray (M)	3	39.5	36.0	8.5
6	B Johnson (M)	3	34.0	34.0	2.0
7	G Peach (M)	1	13	13	21
Pos	(Early Parents)	Wins	Total	75%	Diff
1	A Woodhouse	22	599	518	
2	A Stevenson	4	486	486	32
3	M Graham	5	451	451	35
4	S Whittaker		35	35	416
5	R Lawson	1	18	18	17

DHORC Challenge 2024 Rnd 33				
Pos	Competitor Name	Wins	Results	
	(Adult)		(35) Points	Turn Up Rate
1	JJ Hughes-Dowd	24	80.0	93.94%
2	L Blacker	12	63.0	87.88%
3	S Goodlip (M)	14	60.5	84.85%
4	A Smith (M)	17	53.5	87.88%
5	N Sismey (M)	6	49.5	100.00%
6	JT Hughes-Dowd	8	49.0	86.67%
7	P Rees (M)	8	48.5	100.00%
8	R Litherland	5	41.5	72.73%
9	L Pateman	8	40.0	69.70%
10	S Gray	4	39.5	100.00%
11	D Hughes-Dowd	4	39.0	87.88%
11	C Bowles	8	39.0	64.52%
13	D Turnbull	4	38.0	78.79%
14	D Latham	2	36.5	80.65%
15	B Johnson (M)	3	34.0	66.67%
16	J Lawson	6	22.0	29.03%
17	L Smith	4	20.5	38.71%
18	R Lawson	2	13.5	32.26%
19	G Peach (M)	1	13.0	30.30%
20	M Dutson	0	7.5	51.61%
21	J Graham	1	4.5	20.00%
22	H Smith	1	4.0	6.06%
23	A Turnbull	0	2.0	6.06%
23	S Smith	0	2.0	6.06%
25	M Graham	0	1.5	93.33%
26	A Woodhouse	0	0.0	93.94%
26	A Stevenson	0	0.0	78.79%
26	S Whittaker	0	0.0	100.00%
Pos	(Junior)	Wins	Points	Rate
1	JJ Hughes-Dowd	26	70.0	93.94%
2	J Woodhouse	8	55.5	93.94%
3	JT Hughes-Dowd	11	49.0	86.67%
4	T Stevenson	3	38.0	78.79%
5	J Graham	3	36.5	80.00%
6	E Woodhouse	1	34.0	71.43%
7	J Lawson	2	15.0	32.26%
8	L Whittaker	0	1.5	100.00%



Adult 'C' – winner Simon, Barry (9th), Dan (10th) and Lewis (8th)





Adult 'B' – winner Simon, Dan Turnbull (7th), Phil Rees (5th) and JT (6th)

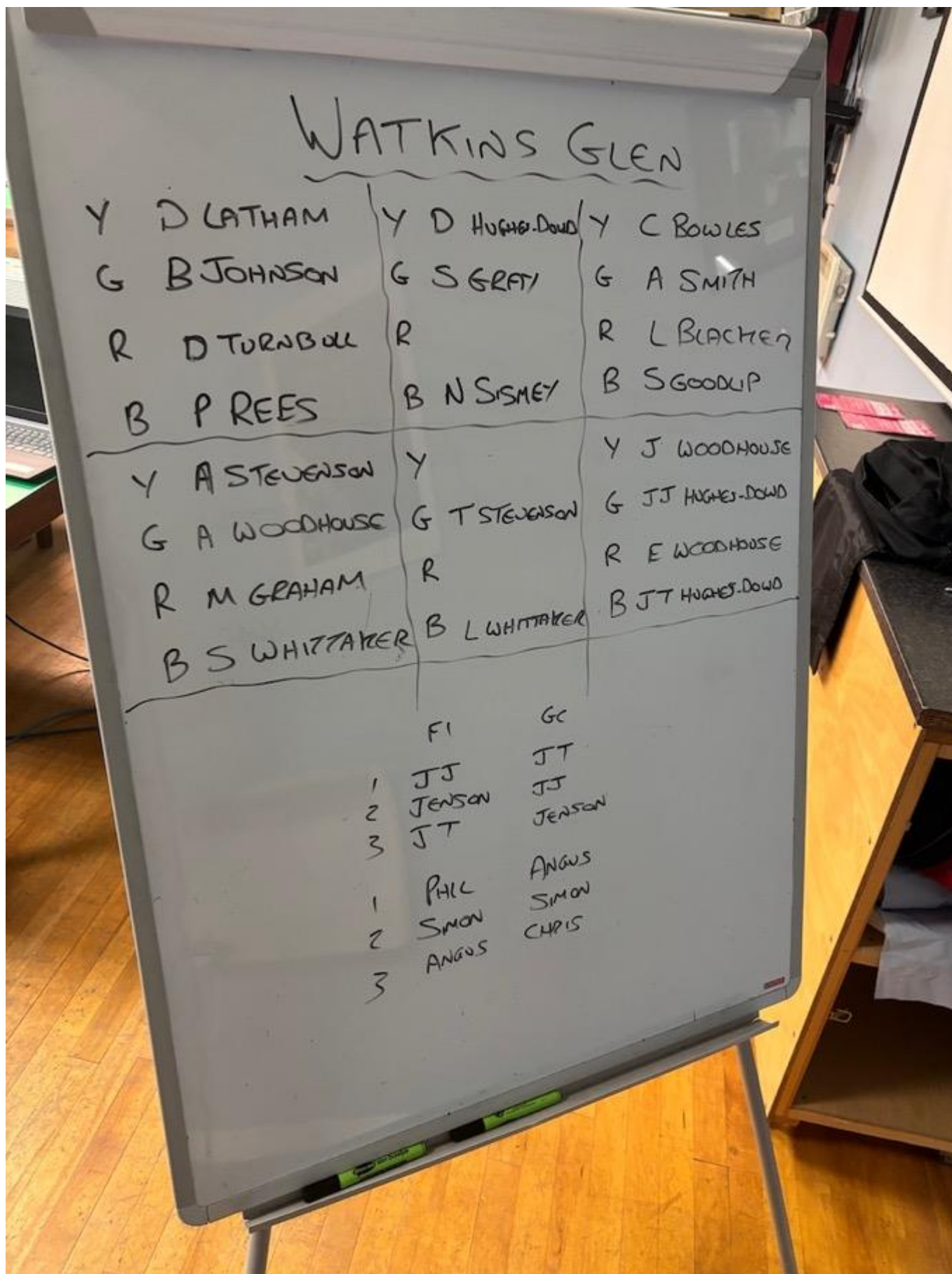




Adult 'A' – Simon (2nd), Nick Sismey (4th), winner & 2024 Champion Angus & Chris (3rd)



DHORC Final Challenge 2024 Round 33 (1 of 2)																								
Pos	Competitor Name (Adult)	Wins	BRA F1	BRA GC	JAC F1	FIO GC	JAR F1	PUK F1	PUK GC	MIS F1	MIS GC	TR F1	TR GC	WG F1	WG GC	BRA F1	BRA GC	25-Jun	14	15	Results			
			09-Jan	09-Jan	30-Jan	30-Jan	09-Apr	09-Apr	30-Apr	30-Apr	14-May	14-May	04-Jun	04-Jun	25-Jun	25-Jun	25-Jun	15	15	(35) Points	Turn Up Rate			
1	JJ Hughes-Dowd	24	7.0	0.5	1.0	1.5	8.0	2.5	1.0	2.5	0.5	2.5	5.0	2.0	1.0	1.5	1.5	DNS	1.5	1.5	80.0	93.94%		
2	L Blacker	12	1.5	2.5	1.0	2.5	1.5	1.0	6.5	1.0	1.0	2.5	1.0	DNS	DNS	DNS	DNS	DNS	DNS	DNS	63.0	87.88%		
3	S Goodlip (M)	14	2.0	2.5	2.0	DNS	1.5	DNS	DNS	2.0	1.5	1.0	0.5	0.5	1.5	DNS	DNS	DNS	DNS	DNS	60.5	84.85%		
4	A Smith (M)	17	1.0	2.0	1.5	2.0	0.5	2.0	2.0	1.0	2.0	1.5	2.0	3.0	2.0	1.5	3.0	2.0	1.5	1.5	53.5	87.88%		
5	N Sismey (M)	6	0.5	1.0	1.5	1.0	0.5	1.5	1.0	2.5	1.5	1.5	1.5	0.5	1.0	1.5	3.0	3.0	1.5	3.0	49.5	100.00%		
6	JT Hughes-Dowd	8	DNS	DNS	DNS	2.5	1.5	0.5	1.0	2.5	3.5	1.5	0.5	DNS	DNS	5.0	3.5	5.0	3.5	49.0	86.67%			
7	P Rees (M)	8	1.0	2.5	1.5	1.0	1.5	1.5	1.5	1.5	3.0	2.0	3.0	1.5	1.5	0.5	1.5	0.5	1.5	48.5	100.00%			
8	R Litherland	5	1.5	1.0	DNS	1.0	1.0	1.0	1.5	DNS	DNS	DNS	DNS	3.0	2.5	DNS	DNS	DNS	DNS	41.5	72.73%			
9	L Pateman	8	1.5	1.5	2.5	1.5	1.0	DNS	DNS	1.5	0.5	DNS	DNS	1.5	1.0	0.5	2.0	0.5	2.0	40.0	69.70%			
10	S Gray	4	0.5	1.0	0.5	1.0	2.5	1.0	0.5	1.5	1.5	1.0	0.5	0.5	2.5	1.5	1.0	1.5	1.0	39.5	100.00%			
11	D Hughes-Dowd	4	3.0	1.5	0.5	1.5	1.0	3.0	0.5	DNS	DNS	2.5	5.0	1.5	1.0	1.5	1.0	1.5	1.0	39.0	87.88%			
11	C Bowles	8	DNS	DNS	3.0	2.5	DNS	DNS	DNS	1.5	2.5	DNS	DNS	1.0	1.5	DNS	DNS	DNS	DNS	39.0	64.52%			
13	D Turnbull	4	0.5	1.0	3.0	DNS	0.5	DNS	DNS	0.5	1.5	1.0	1.5	3.5	2.5	DNS	DNS	DNS	DNS	38.0	78.79%			
14	D Latham	2	DNS	DNS	1.5	1.0	1.0	DNS	DNS	3.5	2.5	1.5	1.5	1.0	1.5	DNS	DNS	DNS	DNS	36.5	80.65%			
15	B Johnson (M)	3	1.5	0.5	1.0	DNS	1.5	1.5	1.5	1.0	1.0	DNS	DNS	DNS	DNS	1.0	0.5	DNS	DNS	34.0	66.67%			
16	J Lawson	6	DNS	DNS	3.5	DNS	DNS	1.5	1.0	DNS	DNS	2.5	1.5	DNS	DNS	DNS	DNS	DNS	DNS	22.0	29.03%			
17	L Smith	4	DNS	DNS	2.5	2.5	DNS	DNS	DNS	DNS	DNS	DNS	DNS	DNS	DNS	0.5	2.5	2.0	2.0	20.5	38.71%			
18	R Lawson	2	DNS	DNS	1.5	0.0	DNS	2.5	1.5	DNS	DNS	1.5	3.0	DNS	DNS	DNS	DNS	DNS	DNS	13.5	32.26%			
19	G Peach (M)	1	1.5	1.5	0.5	1.5	DNS	DNS	DNS	1.0	1.0	1.0	1.5	DNS	DNS	3.0	0.5	0.5	0.0	13.0	30.30%			
20	M Dutton	1	DNS	DNS	1.0	1.5	DNS	DNS	DNS	DNS	DNS	DNS	DNS	DNS	DNS	1.0	1.0	1.0	1.0	7.5	51.61%			
21	J Graham	1	DNS	DNS	DNS	DNS	DNS	DNS	DNS	DNS	DNS	DNS	DNS	DNS	DNS	DNS	DNS	DNS	DNS	4.5	20.00%			
22	H Smith	1	1.0	3.0	DNS	DNS	DNS	DNS	DNS	DNS	DNS	DNS	DNS	DNS	DNS	DNS	DNS	DNS	DNS	4.0	6.06%			
23	A Turnbull	1	0.5	1.5	DNS	DNS	DNS	DNS	DNS	DNS	DNS	DNS	DNS	DNS	DNS	DNS	DNS	DNS	DNS	2.0	6.06%			
23	S Smith	0.5	0.5	1.5	DNS	DNS	DNS	DNS	DNS	DNS	DNS	DNS	DNS	DNS	DNS	DNS	DNS	DNS	DNS	2.0	6.06%			
25	M Graham	DNS	DNS	DNS	0.0	0.0	0.0	0.0	0.0	0.0	0.0	0.0	0.0	0.0	0.0	0.0	0.0	0.0	0.0	1.5	93.33%			
26	A Woodhouse	0.0	0.0	0.0	0.0	0.0	0.0	0.0	0.0	0.0	0.0	0.0	0.0	DNS	DNS	0.0	0.0	0.0	0.0	0.0	0.0	93.94%		
26	A Stevenson	0.0	0.0	0.0	0.0	0.0	0.0	0.0	0.0	0.0	0.0	DNS	DNS	0.0	0.0	0.0	0.0	0.0	0.0	0.0	0.0	78.79%		
26	S Whittaker	DNS	DNS	DNS	DNS	DNS	DNS	DNS	DNS	DNS	DNS	DNS	DNS	DNS	DNS	DNS	DNS	DNS	DNS	0.0	100.00%			
Pos	(Junior)	Wins	685	686	687	688	689	690	691	692	693	694	695	696	697	698	699	Points	Rate					
1	JJ Hughes-Dowd	26	2.0	2.0	2.0	2.0	2.0	2.0	2.5	2.0	2.0	2.0	1.5	2.0	2.0	2.0	1.5	2.0	1.5	70.0	93.94%			
2	J Woodhouse	8	1.5	1.5	1.5	1.0	1.5	1.5	1.5	1.5	1.5	1.5	3.0	DNS	DNS	1.5	3.0	3.0	3.0	55.5	93.94%			
3	JT Hughes-Dowd	11	DNS	DNS	DNS	3.5	1.5	0.5	2.0	3.0	1.0	0.5	2.0	DNS	DNS	3.0	2.0	2.0	2.0	49.0	86.67%			
4	T Stevenson	3	1.0	1.0	DNS	1.0	0.5	1.0	1.0	0.5	2.5	DNS	DNS	1.5	1.0	1.5	1.0	0.5	0.5	38.0	78.79%			
5	J Graham	3	DNS	DNS	DNS	1.5	3.0	1.5	0.5	DNS	DNS	3.0	1.5	1.0	1.5	1.5	1.0	1.5	1.0	36.5	80.00%			
6	E Woodhouse	1	DNS	DNS	DNS	DNS	DNS	0.5	1.5	1.5	1.5	DNS	DNS	DNS	DNS	1.0	1.5	1.0	1.5	34.0	71.43%			
7	J Lawson	2	DNS	DNS	1.0	0.5	DNS	3.0	1.0	DNS	DNS	1.5	0.5	DNS	DNS	DNS	DNS	DNS	DNS	15.0	32.26%			
8	L Whittaker	DNS	DNS	DNS	DNS	DNS	DNS	DNS	DNS	DNS	DNS	DNS	DNS	DNS	DNS	DNS	DNS	DNS	DNS	1.5	100.00%			
Turn Up Rates		100.00%	100.00%	78.57%	78.13%	68.75%	66.67%	66.67%	66.67%	66.67%	66.67%	63.64%	63.64%	51.52%	51.52%	63.64%	63.64%	63.64%	63.64%	63.64%	AVE	64.30%		



The final Qualifying groups in our current home.

Competitor Name (Adult)		Wins	DHORC Final Challenge 2024 Round 33 (2 of 2)																								Results				
			JAC F1 16-Jul	JAC GC 17	DO F1V 18	DO GCB 19	DO FIT 20	DO GCV 21	FIO F1 22	FIO GC 23	JAR F1 24	JAR GC 25	PUK F1 26	PUK GC 27	MIS F1 28	MIS GC 29	TR F1 30	TR GC 31	WG F1 32	WG GC 33	Turn Up (35)	Rate									
1	JJ Hughes-Dowd	24	5.5	1.0	4.0	0.5	2.0	2.5	2.5	2.5	DNS	DNS	1.5	1.5	2.5	3.0	3.0	3.0	3.0	3.0	3.0	3.0	3.0	3.0	3.0	3.0	4.5	1.5	80.0	93.94%	
2	L Blacker	12	1.0	1.5	3.0	3.5	3.5	3.5	3.5	3.0	1.5	1.5	3.0	1.5	3.0	1.5	0.5	5.5	1.0	0.5	3.5	3.5	3.5	3.5	3.5	3.5	3.5	3.5	3.5	63.0	87.88%
3	S Goodilp (M)	14	1.5	3.5	3.5	4.0	4.0	4.0	4.0	1.0	1.5	2.0	1.0	1.5	2.0	1.5	2.0	1.5	2.0	1.5	2.0	1.5	2.0	1.5	2.0	1.5	3.5	5.5	60.5	84.85%	
4	A Smith (M)	17	1.0	2.0	2.5	1.0	4.0	4.0	1.5	1.5	2.0	DNS	DNS	DNS	DNS	DNS	3.5	2.0	3.5	2.0	3.5	2.0	3.5	2.0	1.0	2.0	1.0	2.0	53.5	87.88%	
5	N Sismey (M)	6	2.5	1.0	2.0	3.0	3.0	1.5	0.5	3.0	1.0	2.5	3.5	1.5	1.5	1.0	1.0	1.0	1.5	1.5	0.5	0.5	0.5	0.5	0.5	0.5	0.5	0.5	49.5	100.00%	
6	JT Hughes-Dowd	8	1.5	1.5	3.0	3.5	1.5	1.5	1.5	DNS	DNS	0.5	1.0	1.5	2.5	3.0	1.5	1.5	1.0	1.0	1.0	1.0	1.0	1.0	1.0	1.0	1.0	1.0	49.0	86.67%	
7	P Rees (M)	8	2.0	0.5	1.0	1.5	3.5	1.0	3.5	1.0	2.0	1.0	0.5	2.0	1.0	0.5	0.5	0.5	1.5	2.0	1.5	1.5	1.5	1.5	2.0	1.5	2.0	1.5	48.5	100.00%	
8	R Litherland	5	1.5	1.0	3.5	3.0	0.5	3.5	3.5	1.5	2.5	1.5	1.0	3.0	0.5	1.5	2.5	1.0	1.0	DNS	DNS	DNS	DNS	DNS	DNS	DNS	DNS	DNS	41.5	72.73%	
9	L Pateman	8	2.5	0.5	2.5	4.0	0.5	3.0	0.5	2.5	DNS	DNS	DNS	DNS	2.5	5.5	0.5	0.5	0.5	DNS	DNS	DNS	DNS	DNS	DNS	DNS	DNS	DNS	40.0	69.70%	
10	S Gray	4	1.0	0.5	4.0	1.5	2.5	1.0	1.0	0.5	1.0	2.5	0.5	0.5	0.5	0.5	1.5	1.5	0.5	1.5	0.5	1.5	0.5	1.5	0.5	1.0	1.0	39.5	100.00%		
11	D Hughes-Dowd	4	0.5	1.0	0.5	1.0	1.0	0.5	DNS	DNS	1.0	1.0	0.5	1.5	1.5	2.5	0.5	0.5	0.5	1.5	0.5	1.5	0.5	1.5	0.5	1.5	0.5	39.0	87.88%		
11	C Bowles	8	DNS	DNS	1.5	0.5	2.5	3.0	3.5	3.0	2.5	1.5	DNS	1.5	2.0	1.0	1.0	1.0	1.0	1.0	6.5	1.5	1.5	1.0	1.0	1.5	1.0	39.0	64.52%		
13	D Turnbull	4	0.5	0.5	1.0	2.5	3.0	3.5	3.0	3.5	1.5	1.5	1.5	0.5	0.5	2.5	1.0	DNS	DNS	1.5	1.5	0.5	0.5	0.5	0.5	0.5	0.5	38.0	78.79%		
14	D Latham	2	1.5	1.5	2.0	2.0	3.0	2.0	2.0	0.5	1.0	DNS	DNS	1.0	1.5	0.5	1.0	1.5	0.5	1.0	1.5	1.0	1.5	1.0	1.0	1.0	0.5	36.5	80.65%		
15	B Johnson (M)	3	DNS	DNS	2.0	2.5	2.0	4.0	1.5	3.0	1.5	0.5	DNS	1.5	1.5	1.5	DNS	DNS	1.0	1.0	DNS	DNS	DNS	DNS	DNS	DNS	34.0	66.67%			
16	J Lawson	6	0.5	7.5	DNS	DNS	DNS	DNS	DNS	DNS	DNS	DNS	DNS	DNS	2.5	1.5	DNS	DNS	DNS	DNS	DNS	DNS	DNS	DNS	DNS	DNS	DNS	22.0	29.03%		
17	L Smith	4	1.0	1.0	1.0	2.0	1.0	2.0	1.0	2.0	DNS	DNS	DNS	3.0	1.5	DNS	DNS	DNS	DNS	DNS	DNS	DNS	DNS	DNS	DNS	DNS	DNS	20.5	38.71%		
18	R Lawson	2	1.0	0.5	DNS	DNS	DNS	DNS	DNS	DNS	DNS	DNS	DNS	DNS	DNS	1.0	1.0	DNS	DNS	DNS	DNS	DNS	DNS	DNS	DNS	DNS	DNS	13.5	32.26%		
19	G Peach (M)	1	DNS	DNS	DNS	DNS	DNS	DNS	DNS	DNS	DNS	DNS	DNS	DNS	DNS	DNS	DNS	DNS	DNS	DNS	DNS	DNS	DNS	DNS	DNS	DNS	DNS	13.0	30.30%		
20	M Dutton	0	0.0	0.0	0.0	0.0	0.0	0.0	0.0	0.5	0.5	0.0	0.0	0.0	0.0	DNS	DNS	DNS	1.5	0.5	DNS	DNS	DNS	DNS	DNS	DNS	7.5	51.61%			
21	J Graham	1	DNS	DNS	DNS	DNS	DNS	DNS	DNS	DNS	DNS	DNS	DNS	3.0	1.5	DNS	DNS	DNS	DNS	DNS	DNS	DNS	DNS	DNS	DNS	DNS	DNS	4.5	20.00%		
22	H Smith	1	DNS	DNS	DNS	DNS	DNS	DNS	DNS	DNS	DNS	DNS	DNS	DNS	DNS	DNS	DNS	DNS	DNS	DNS	DNS	DNS	DNS	DNS	DNS	DNS	DNS	4.0	6.06%		
23	A Turnbull	1	DNS	DNS	DNS	DNS	DNS	DNS	DNS	DNS	DNS	DNS	DNS	DNS	DNS	DNS	DNS	DNS	DNS	DNS	DNS	DNS	DNS	DNS	DNS	DNS	DNS	2.0	6.06%		
23	S Smith	1	DNS	DNS	DNS	DNS	DNS	DNS	DNS	DNS	DNS	DNS	DNS	DNS	DNS	DNS	DNS	DNS	DNS	DNS	DNS	DNS	DNS	DNS	DNS	DNS	DNS	2.0	6.06%		
25	M Graham	0	0.0	0.0	0.0	0.0	0.0	0.0	0.0	0.0	0.0	0.0	0.0	0.0	0.0	0.0	0.0	0.0	0.0	0.0	0.0	0.0	0.0	0.0	0.0	0.0	0.0	1.5	93.33%		
26	A Woodhouse	0	0.0	0.0	0.0	0.0	0.0	0.0	0.0	0.0	0.0	0.0	0.0	0.0	0.0	0.0	0.0	0.0	0.0	0.0	0.0	0.0	0.0	0.0	0.0	0.0	0.0	0.0	0.0	93.94%	
26	A Stevenson	0	DNS	DNS	0.0	0.0	0.0	0.0	0.0	0.0	0.0	0.0	0.0	0.0	0.0	0.0	0.0	0.0	0.0	0.0	0.0	0.0	0.0	0.0	0.0	0.0	0.0	0.0	0.0	78.79%	
26	S Whittaker	0	DNS	DNS	DNS	DNS	DNS	DNS	DNS	DNS	DNS	DNS	DNS	DNS	DNS	DNS	DNS	DNS	DNS	DNS	DNS	DNS	DNS	DNS	DNS	DNS	DNS	0.0	100.00%		
Pos	(Junior)	Wins	700	701	702	703	704	705	706	707	708	709	710	711	712	713	714	715	716	717	Points	Rate									
1	JJ Hughes-Dowd	26	2.0	2.0	1.5	2.5	3.5	2.5	DNS	DNS	2.0	2.0	3.5	2.0	2.0	2.0	2.0	3.5	4.0	3.5	70.0	93.94%									
2	J Woodhouse	8	0.5	0.5	4.0	3.5	1.5	3.0	2.0	2.0	1.5	3.5	3.0	1.0	0.5	2.5	1.5	0.5	1.5	1.0	55.5	93.94%									
3	JT Hughes-Dowd	11	1.0	3.5	2.0	3.5	2.5	1.5	DNS	DNS	1.0	1.0	1.5	2.0	3.0	1.0	1.5	2.0	1.0	2.0	49.0	86.67%									
4	T Stevenson	3	DNS	DNS	3.0	4.0	3.0	2.0	1.5	1.5	DNS	DNS	1.5	1.0	1.0	1.0	2.5	1.5	1.0	0.5	38.0	78.79%									
5	J Graham	3	1.5	1.5	2.5	1.5	2.0	3.5	DNS	2.5	0.5	0.5	0.5	0.5	1.5	1.5	1.0	1.0	DNS	DNS	36.5	80.00%									
6	E Woodhouse	1	1.0	1.0	3.5	2.5	4.0	4.0	1.0	1.0	1.5	1.5	1.0	1.5	DNS	DNS	DNS	DNS	1.5	1.5	34.0	71.43%									
7	J Lawson	2	3.5	1.0	DNS	DNS	DNS	DNS	DNS	DNS	DNS	DNS	DNS	DNS	1.5	1.5	DNS	DNS	DNS	DNS	15.0	32.26%									
8	L Whittaker	0	DNS	DNS	DNS	DNS	DNS	DNS	DNS	DNS	DNS	DNS	DNS	DNS	DNS	DNS	DNS	DNS	0.5	1.0	1.5	100.00%									
Turn Up Rates			75.76%	75.76%	78.79%	78.79%	78.79%	78.79%	54.55%	54.55%	58.82%	58.82%	64.71%	64.71%	76.47%	76.47%	64.71%	64.71%	63.89%	63.89%	AVE	64.30%									

Members' Statistics

ADULT STATISTICS 1992-2024 - AFTER DHORC 717

Sheet 1 of 5 (Note: Highlighted Names are Current 2024 Members, CS = Best Consecutive Results)

MEETINGS (Junior & Adult)			RACES (Junior & Adult)			DRIVER RANKING			FINALS WON			
ATTENDED			COMPLETED			ADULT			ADULT			
Pos	ADULT (1st Race)	No	Pos	ADULT	No	Pos	ADULT	SCORE	Pos	ADULT	No	CS
1	P REES (07Jul92)	700	1	P REES	3,936	1	* S GOODLIP	2,600	1	L PATEMAN	287	(5)
2	N SISMEY (07Jul92)	664	2	N SISMEY	3,622	2	* J SISMEY	2,750	2	P REES	253	(3)
3	L PATEMAN (01Sep92)	615	3	L PATEMAN	3,419	3	* W LANDER	2,838	3	S GOODLIP	192	(4)
4	G PEACH (07Jan97)	457	4	G PEACH	2,548	4	* A SMITH	3,200	4	N SISMEY	181	(2)
5	S GOODLIP (01Jun93)	412	5	S GOODLIP	2,142	5	* M CHADWICK	3,813	5	M CHADWICK	117	(3)
6	P BARBER	363	6	P BARBER	2,102	6	* L PATEMAN	4,175	6	J SISMEY	103	(4)
7	A McPEAKE	299	7	A BULLOCK	1,802	7	* J TAGUE	4,538	7	G PEACH	102	(2)
8	A BULLOCK	292	8	A McPEAKE	1,658	8	* T MEASHAM	5,113	8	A SMITH	98	(5)
9	M CHADWICK	287	9	R MASTERS	1,598	9	* J NEALE	5,200	9	L SMITH	92	(3)
10	R MASTERS	280	10	M CHADWICK	1,537	10	* P REES	5,413	10	D McPEAKE	77	(2)
11	N LAMBERT	269	11	C ROYTHORNE	1,513	11	* R LITHERLAND	5,425	11	A McPEAKE	66	(2)
12	C ROYTHORNE	249	12	N LAMBERT	1,479	12	* A TURNBULL	5,725	11	A BULLOCK	66	(2)
13	D McPEAKE	245	13	D McPEAKE	1,366	13	* K LYE	6,063	13	J TAGUE	64	(2)
14	R SEAMAN	235	14	L SMITH (1,701)	1,349	14	* C BOWLES	6,175	14	N LAMBERT	61	(2)
15	D TURNBULL (07Nov13)	234	15	R SEAMAN	1,313	15	* C ROYTHORNE	6,350	14	M ALLSOPP	61	(3)
16	L SMITH (29May07) (281)	228	16	J SISMEY (1,957)	1,303	16	* G PEACH	6,438	16	R SEAMAN	60	(2)
17	J SISMEY (331)	211	17	M ALLSOPP	1,265	17	* D GARBETT	6,450	17	W LANDER	56	(2)
18	A SMITH (07Jul92)	210	18	D TURNBULL	1,195	18	* A McPEAKE	6,488	18	C ROYTHORNE	55	(2)
19	M ALLSOPP	203	19	J LAMB	1,048	19	* R SEAMAN	6,550	19	R MASTERS	54	(2)
20	J LAMB	179	20	A SMITH	986	20	* N SISMEY	6,925	20	S ANAND	53	(3)
21	P LEVERS	166	21	S ANAND	976	21	* R BLAKE	7,125	21	J LAMB	49	(3)
22	J TAGUE	165	22	P LEVERS	957	22	* T CHADWICK	7,250	22	P LEVERS	48	(2)
23	S ANAND	154	23	J LYMER	948	22	* S ANAND	7,250	23	L BLACKER	46	(3)
24	J LYMER	146	24	J TAGUE	858	24	* A BULLOCK	7,438	24	A HOLLIDAY	43	(3)
25	C BOWLES (28Mar95) (221)	143	25	K ALCOCK	848	25	* M ALLSOPP	7,488	25	I BRENTNALL	41	(3)
26	D EDWARDS	139	26	D EDWARDS	801	26	* L BLACKER	8,050	25	P BARBER	41	(2)
27	S GRAY (10Apr18)	133	27	G WESTON	682	27	* R CROSSLAND	8,175	27	J LYMER	38	(2)
28	K ALCOCK	131	28	A HOLLIDAY	679	28	* D McPEAKE	8,563	27	C BOWLES	38	(3)
29	A HOLLIDAY	123	29	W LANDER	661	29	* D BRENTNALL	8,838	29	D TURNBULL	35	(3)
30	B JOHNSON (28Mar94)	121	30	C BOWLES (1,061)	659	30	* K PAYNE	8,850	30	JJ HUGHES-DOWD	34	(4)
31	L EDWARDS	116	31	L EDWARDS	654	31	* J ROYTHORNE	8,938	31	G WESTON	33	(2)
32	S SMITH	115	32	J HOLMES	639	32	* L SMITH	9,013	32	B JOHNSON	31	(3)
32	R LAWSON (03Mar15)	115	33	B JOHNSON	583	33	* J LEVERS	9,063	33	K ALCOCK	30	(3)
34	G WESTON	113	34	S SMITH	581	34	* JJ HUGHES-DOWD	9,075	34	D EDWARDS	29	(2)
35	L BLACKER (30Apr18)	111	35	R LAWSON	577	35	* A DAVIES	9,138	34	D GARBETT	29	(2)
36	C HENRY	109	36	C HENRY	552	36	* P LEVERS	9,188	34	A TURNBULL	29	(2)
36	D GARBETT	109	37	S GRAY	550	37	* J LYMER	9,288	37	R BLAKE	26	(2)
38	W LANDER	104	38	D GARBETT	523	38	* S PANK	9,775	38	D BRENTNALL	25	(5)
39	J HOLMES	98	39	I BRENTNALL	511	39	* D PASSELL	9,850	38	M ROGERS	25	(3)
40	I BRENTNALL	94	40	R CROSSLAND	456	40	* D TURNBULL	10,038	38	J HOLMES	25	
41	T DINGLEY	87	40	L BLACKER	456	41	* J LAMB	10,063	41	J NEALE	24	(2)
42	A TURNBULL (238)	86	42	T DINGLEY	455	42	* T DINGLEY	10,125	42	J LEVERS	22	(3)
43	R CROSSLAND	81	43	J ROYTHORNE	432	43	* I BRENTNALL	10,325	42	R CROSSLAND	22	(2)
44	A STAMPER	76	44	R BLAKE	383	44	* M KNIGHTON	10,363	42	R LITHERLAND	22	(2)
45	R LITHERLAND (21May13) (224)	72	45	A TURNBULL (1,287)	382	45	* G WESTON	10,375	45	S MINNIS	21	(3)
46	S PANK	69	46	A STAMPER	366	46	* B JOHNSON	10,425	45	S PANK	21	(2)
46	J ROYTHORNE	69	47	S PANK	364	47	* D EDWARDS	10,438	45	T DINGLEY	21	
48	S MINNIS	67	48	J LITHERLAND	362	48	* M ROGERS	10,463	48	J ROYTHORNE	20	(2)
49	R BLAKE	62	49	S MINNIS	356	49	* D LATHAM	11,088	49	C HENRY	19	
49	J LITHERLAND	62	50	J LEVERS	322	50	* JT HUGHES-DOWD	11,113	50	A FEARN	18	(2)

(Driver Ranking = Average Position in Qualifying, Final Position, Fastest Lap & Race Laps Over Last 20 club nights)

ADULT STATISTICS 1992-2024 - AFTER DHORC 717

Sheet 2 of 5 (Note: Highlighted Names are Current 2024 Members, CS = Best Consecutive Results)

MEETINGS (Junior & Adult)		RACES (Junior & Adult)				DRIVER RANKING		FINALS			
ATTENDED		COMPLETED				ADULT		WON			
Pos	ADULT (1st Race)	No	Pos	ADULT	No	Pos	SCORE	Pos	No	CS	
51	JJ HUGHES-DOWD (18Oct22) (126)	61	51	A FEARN (380)	319	51	* D HUGHES-DOWD	11.238	51	S GRAY	16
52	J NEALE	60	52	J NEALE	318	52	* S MINNIS	11.400	52	S LANDER	14 (2)
52	D HUGHES-DOWD (18Oct22)	60	53	M ROGERS	308	53	* A WOODHOUSE	11.888	53	T CHADWICK	13 (2)
54	M ROGERS	57	54	M MARTINEZ	289	54	* J HOLMES	12.350	54	J HITCHCOCK	12 (2)
55	A WOODHOUSE (09Aug22)	54	55	K LYE	263	55	* A HOLLIDAY	12.463	54	P FOXLEY	12 (2)
56	J LEVERS	53	56	G SCHULE	258	56	* K ALCOCK	12.613	54	R LAWSON	12
57	G SCHULE	52	57	R LITHERLAND (1,173)	256	57	* A FEARN	12.625	57	T MEASHAM	11
58	A FEARN	49	58	C BULLOCK (639)	248	58	* M STURGESS	12.675	57	S SMITH	11
58	M MARTINEZ	49	59	D BRENTNALL	225	59	* N LAMBERT	12.950	57	H SMITH	11
58	A STEVENSON (18Oct22)	49	59	T CHADWICK (999)	225	60	* P FOXLEY	12.963	57	J LAWSON	11 (3)
61	D OLIVER	45	61	D OLIVER	216	61	* H SMITH	13.138	61	D WALKER	10
61	D LATHAM (21Feb23)	45	62	D WALKER	212	62	* S GRAY	13.175	61	D PASSELL	10 (2)
63	D WALKER	42	63	A DAVIES	211	63	* G SCHULE	13.238	61	L EDWARDS	10
63	K LYE	42	64	T MEASHAM (758)	208	64	* J TETLEY	13.313	61	D HUGHES-DOWD	10
65	D BRENTNALL	41	65	M KNIGHTON	206	65	* J LAWSON	13.488	65	S DUNN	9 (2)
66	M DUTSON (15Mar22)	40	66	J CHELL	202	66	* C HENRY	13.763	65	K LYE	9
67	A THOMPSON	39	66	D HUGHES-DOWD	202	67	* D GREEN	13.850	67	G LAMBERT	8 (4)
68	M KNIGHTON	36	68	D PASSELL	191	68	* R LAWSON	13.950	67	J LITHERLAND	8
68	T CHADWICK (183)	36	69	S DUNN	183	68	* S SMITH	13.950	67	C COOPER	8
68	C BULLOCK (102)	36	70	A THOMPSON	179	70	* M GRAHAM	14.050	67	JT HUGHES-DOWD	8 (2)
71	S DUNN	35	71	P FOXLEY	172	71	* A STEVENSON	14.088	71	R CHADWICK	7 (2)
72	D PASSELL	34	72	A WOODHOUSE	169	72	* J LITHERLAND	14.125	71	A DAVIES	7
72	A DAVIES	34	73	G LAMBERT	168	73	* A STAMPER	14.300	71	D LATHAM	7
74	T MEASHAM (126)	33	74	M STURGESS	163	74	* R MASTERS	14.325	74	M JUBB	6
75	G LAMBERT	32	75	A STEVENSON	161	75	* M HOLLAND	14.375	74	A STAMPER	6
75	P FOXLEY	32	76	S SUMNER	157	76	* N CHATTLE	14.488	74	C BULLOCK	6
77	J CHELL	30	77	B BRUCE	148	77	* B BRUCE	14.563	74	K PAYNE	6
78	M STURGESS	29	77	D LATHAM	148	78	* L EDWARDS	14.800	74	J TETLEY	6 (2)
79	R HITCHCOCK	27	79	R CHADWICK	146	79	* C BULLOCK	15.138	74	T BALDOCK	6
79	R CHADWICK	27	80	J TETLEY	143	80	* M DUTSON	15.388	80	C SCHOFIELD	5 (2)
81	S SUMNER	26	81	K PAYNE	140	81	* D OLIVER	15.688	80	AJ McPEAKE	5 (2)
81	JT HUGHES-DOWD (20Feb24) (52)	26	82	R HITCHCOCK	138	82	* S DUNN	15.963	80	I HOLLAND	5
81	M GRAHAM (20Feb24)	26	83	M HOLLAND	129	83	* A THOMPSON	16.063	80	M TANSLEY	5
84	B BRUCE	25	84	J HITCHCOCK	127	84	* G LAMBERT	16.175	80	D OLIVER	5
85	C STANNARD	24	85	C SCHOFIELD	124	85	* S SUMNER	16.425	80	D GREEN	5
85	H SMITH (137)	24	86	I HOLLAND	120	86	* M MARTINEZ	16.763	80	J CHELL	5
85	J LAWSON (18Aug15) (108)	24	86	D GREEN	120	87	* J CHELL	17.138	80	R JAMES	5
88	I HOLLAND	23	88	N CHATTLE	119	88	* C STANNARD	17.325	88	S REVITT	4 (2)
88	J HITCHCOCK	23	89	S LANDER	118	89	* R HITCHCOCK	18.063	88	R HITCHCOCK	4
88	C SCHOFIELD	23	89	C STANNARD	118	90	* C SCHOFIELD	18.113	88	M KNIGHTON	4
88	D GREEN	23	91	T HAGUES	111	91	* D WALKER	18.163	88	M STURGESS	4
88	M HOLLAND	23	92	M DUTSON	110	92	* P BARBER	18.938	88	M BLOOD	4
88	K PAYNE	23	93	R JAMES	105	93	* J HITCHCOCK	21.388	93	S PATCHING	3
94	J TETLEY	21	94	C CARRINGTON	100	94	* R CHADWICK	22.013	93	C NORRIS	3
95	N CHATTLE	20	95	M JUBB	99	95	* I HOLLAND	22.288	93	J HENRY	3
96	M JUBB	19	96	C BRADFORD	97	N/A	T BALDOCK	2.583	93	C CARRINGTON	3
97	C CARRINGTON	18	97	P MELLOR	93	N/A	S REVITT	3.792	93	A HUGHES	3
97	T HAGUES	18	98	JJ HUGHES-DOWD (306)	92	N/A	S LANDER	4.485	93	M HOLLAND	3
99	N MAFFIN	17	99	N MAFFIN	82	N/A	AJ McPEAKE	6.659	93	C STANNARD	3
99	S LANDER	17	100	P COCKBILL	81	N/A	A HUGHES	6.792	100	H VD HEUVEL	2 (2)

ADULT STATISTICS 1992-2024 - AFTER DHORC 717

Sheet 3 of 5 (Note: Highlighted Names are Current 2024 Members, CS = Best Consecutive Results)

MEETINGS (Junior & Adult)		RACES (Junior & Adult)		DRIVER		FINALS					
ATTENDED		COMPLETED		RANKING		WON					
Pos	ADULT (1st Race)	No	Pos	ADULT	No	Pos	ADULT	No	CS		
99	P MELLOR	17	101	M GRAHAM	78	N/A	S WHITE	8.000	100	J KELLY	2
99	C BRADFORD	17	102	D LEVERTON	75	N/A	C SLATER	9.250	100	C SLATER	2 (2)
99	C COOPER	17	103	M TANSLEY	73	N/A	L BOWLES	10.357	100	YAN SHEN	2
104	P COCKBILL	16	104	YAN SHEN	68	N/A	S SIDDANS	10.417	100	I HALL	2
105	R JAMES	15	105	J KELLY	67	N/A	J KELLY	10.500	100	S SUMNER	2
106	M TANSLEY	14	106	S REVITT	63	N/A	J GRAHAM	10.625	100	B BRUCE	2
106	L BOWLES (92)	14	107	M WATTS (130)	61	N/A	J HENRY	11.000	100	C BRADFORD	2
108	J KELLY	13	107	C COOPER	61	N/A	F HOLMES	11.194	100	M MARTINEZ	2
108	D LEVERTON	13	109	J McDONALD (98)	60	N/A	C COOPER	11.500	100	L BOWLES	2
110	S REVITT	12	110	M BLOOD	58	N/A	M BLOOD	11.639	100	A WOODHOUSE	2
110	P PURKIS	12	110	W BLURTON	58	N/A	C ATKINSON	12.125	111	R GILLARD	1
110	M WATTS (25)	12	110	F HOLMES (827)	58	N/A	J MELLOR	12.650	111	D ROYTHORNE	1
110	T STACEY	12	113	I HALL	57	N/A	A DOBBINS	12.925	111	P COCKBILL	1
114	AJ McPEAKE (76)	11	113	T STACEY	57	N/A	P WRIGHT	13.250	111	J JOHNSON	1
114	YAN SHEN	11	115	T CASH	54	N/A	T STACEY	13.271	111	G SCHULE	1
116	R GILLARD	10	116	N WRIGHT	52	N/A	P ZIMMERMAN	13.500	111	M WATTS	1
116	A DOBBINS	10	117	AJ McPEAKE (376)	50	N/A	M TANSLEY	13.500	111	B GEBAUERS	1
116	I HALL	10	117	T BALDOCK	50	N/A	L COPLEY	13.500	111	G CLARK	1
116	J McDONALD (16)	10	119	R GILLARD	49	N/A	N WRIGHT	13.556	111	L COPLEY	1
120	N WRIGHT	9	119	A DOBBINS	49	N/A	C WILKINSON	14.083	111	A DOBBINS	1
120	M BLOOD	9	119	D KENNING	49	N/A	C CARRINGTON	14.111	111	C WILKINSON	1
120	T BALDOCK	9	122	P PURKIS	47	N/A	S WHITTACKER	14.500	111	R HILL	1
120	T CASH	9	123	A LEE	46	N/A	K JEFFRIES	14.688	111	N CHATTLE	1
120	F HOLMES (139)	9	123	Z MIDDLETON	46	N/A	Da BUCKLEY	14.844	111	C ATKINSON	1
125	C NORRIS	8	125	Da BUCKLEY	43	N/A	S ALLDREAD	14.917	111	A THOMPSON	1
125	Da BUCKLEY	8	125	J LAWSON (459)	43	N/A	B COOK	15.000	111	A LEE	1
125	W BLURTON	8	127	A HUGHES (414)	42	N/A	J FLETCHER	15.125	111	D LLOYD	1
125	D KENNING	8	127	H SMITH (637)	42	N/A	W BLURTON	15.438	111	Z MIDDLETON	1
129	S PATCHING	7	129	P WRIGHT	40	N/A	R HEATON	15.500	111	T STACEY	1
129	G CLARK	7	130	G CLARK	39	N/A	R GILLARD	15.575	111	F HOLMES	1
129	J HENRY (134)	7	131	S PATCHING	38	N/A	R JAMES	15.617	111	J McDONALD	1
129	R HILL	7	131	C NORRIS	38	N/A	G CLARK	15.750	111	J GRAHAM	1
129	L ELMORE	7	133	J HENRY (695)	37	N/A	L HENDERSON	15.750			
134	D HARROP	6	134	C WILKINSON	35	N/A	A LEE	15.833			
134	D HART	6	134	YUAN ZHI	35	N/A	D LEVERTON	15.846			
134	P WRIGHT	6	134	L ELMORE	35	N/A	R SPENCER	15.850			
134	C WILKINSON	6	137	JT HUGHES-DOWD (117)	34	N/A	YUAN ZHI	15.875			
134	A HUGHES (67)	6	138	D BUCKLEY	33	N/A	R HILL	16.071			
134	Ch HOLLAND	6	139	R HILL	32	N/A	S KERR	16.083			
134	D BUCKLEY	6	140	D HART	30	N/A	P COCKBILL	16.156			
134	YUAN ZHI	6	140	D HARROP	30	N/A	D LLOYD	16.167			
134	A LEE	6	140	Ch HOLLAND	30	N/A	S PATCHING	16.179			
134	Z MIDDLETON	6	143	St BOWMAN	29	N/A	Z MIDDLETON	16.250			
134	S KERR	6	143	C BLURTON	29	N/A	J McDONALD	16.375			
145	R SPENCER	5	145	R SPENCER	28	N/A	D KENNING	16.469			
145	J MELLOR (87)	5	146	C ATKINSON	27	N/A	L HAYMES	16.500			
145	C BLURTON	5	147	K JEFFRIES	26	N/A	M WATTS	16.625			
148	B GEBAUERS	4	148	L COPLEY	25	N/A	C NORRIS	16.714			
148	C ROBINSON	4	148	D LLOYD	25	N/A	T CASH	16.889			
148	S HENDRY	4	150	S SIDDONS	23	N/A	G HADDON	17.000			

ADULT STATISTICS 1992-2024 - AFTER DHORC 717

Sheet 4 of 5 (Note: Highlighted Names are Current 2024 Members, CS = Best Consecutive Results)

MEETINGS (Junior & Adult)		RACES (Junior & Adult)				DRIVER		FINALS				
ATTENDED		COMPLETED				RANKING		WON				
Pos	ADULT (1st Race)	No	Pos	ADULT	No	Pos	ADULT	SCORE	Pos	ADULT	No	CS
148	C ATKINSON	4	151	S KERR	22	N/A	D HARROP	17.500				
148	K JEFFRIES	4	152	B GEBAUERS	21	N/A	St BOWMAN	17.500				
148	W PARKIN	4	153	C ROBINSON	20	N/A	YAN SHEN	17.636				
148	St BOWMAN	4	153	S HENDRY	20	N/A	I HALL	17.650				
155	H VD HEUVEL	3	155	L BOWLES (372)	19	N/A	L ZHOU	17.750				
155	J JOHNSON	3	156	W PARKIN	17	N/A	C ROBINSON	18.000				
155	S ALLDREAD	3	157	J JOHNSON	16	N/A	N MAFFIN	18.103				
155	L COPLEY	3	157	J MELLOR (497)	16	N/A	D HART	18.208				
155	S SIDDONS	3	159	S ALLDREAD	15	N/A	T HAGUES	18.236				
155	D LLOYD	3	159	S BENNETT	15	N/A	C BRADFORD	18.279				
155	S BENNETT	3	161	H VD HEUVEL	14	N/A	D BUCKLEY	18.333				
162	D ROYTHORNE	2	161	P ZIMMERMANN	14	N/A	J ASHCROFT	18.375				
162	J ASHCROFT	2	161	L HENDERSON	14	N/A	B FAHRNER	18.750				
162	A CARTER	2	164	D ROYTHORNE	11	N/A	Ch HOLLAND	18.792				
162	B FAHRNER	2	165	J ASHCROFT	10	N/A	C BLURTON	18.800				
162	L ZHOU	2	165	A CARTER	10	N/A	B GEBAUERS	18.875				
162	B COOK	2	165	B FAHRNER	10	N/A	S HENDRY	19.188				
162	J FLETCHER	2	165	B COOK	10	N/A	D ROYTHORNE	19.375				
162	L HAYMES	2	165	J FLETCHER	10	N/A	M JUBB	19.408				
162	J GRAHAM (26)	2	165	L HAYMES	10	N/A	S BENNETT	19.417				
162	S WHITTACKER (28Nov24)	2	171	L ZHOU	9	N/A	J JOHNSON	19.500				
172	S WHITE	1	172	C SLATER	7	N/A	A HARTLEY	19.750				
172	P DUNNE	1	173	T MAKUNI	6	N/A	W PARKIN	19.813				
172	A HARTLEY	1	173	S WHITTACKER	6	N/A	T MAKUNI	20.000				
172	C SLATER	1	175	S WHITE	5	N/A	P DUNNE	20.750				
172	P ZIMMERMANN	1	175	R HEATON	5	N/A	P MELLOR	20.882				
172	L HENDERSON	1	175	A HARTLEY	5	N/A	A CARTER	21.625				
172	G HADDON (26)	1	175	G HADDON (143)	5	N/A	L ELMORE	21.786				
172	T MAKUNI	1	179	P DUNNE	4	N/A	P PURKIS	22.667				
172	R HEATON	1	180	J GRAHAM (75)	3	N/A	H VD HEUVEL	22.917				

ADULT STATISTICS 1992-2024, AFTER DHORC 717

Sheet 5 of 5 (Note: Highlighted Names are Current 2024 Members, CS = Best Consecutive Results)

POLES				IQR's				WINS				FASTEST LAPS				BEST RACE LAPS				CHAMPIONSHIPS	
Pos	ADULT	No	CS	Pos	ADULT	No	CS	Pos	ADULT	No	CS	Pos	ADULT	No	CS	Pos	ADULT	No	CS	YEAR	ADULT
1	L PATEMAN	131	(7)	1	L PATEMAN	514	(19)	1	L PATEMAN	124	(4)	1	L PATEMAN	288	(14)	1	L PATEMAN	192	(6)	1992	N SISMEY
2	S GOODLIP	102	(7)	2	N SISMEY	400	(5)	2	S GOODLIP	98	(5)	2	A SMITH	78	(6)	2	N SISMEY	91	(5)	1993	J TAGUE
3	M CHADWICK	101	(9)	3	S GOODLIP	363	(6)	3	N SISMEY	86	(4)	3	S GOODLIP	73	(5)	3	S GOODLIP	82	(5)	1994	J TAGUE
4	N SISMEY	86	(3)	4	M CHADWICK	304	(10)	4	M CHADWICK	83	(7)	4	N SISMEY	51	(4)	3	A SMITH	82	(3)	1995	J TAGUE (3)
5	A SMITH	78	(4)	5	J SISMEY	210	(8)	5	A SMITH	67	(3)	5	J TAGUE	48	(5)	5	M CHADWICK	66	(3)	1996	M CHADWICK
6	J SISMEY	50	(4)	6	A SMITH	199	(5)	6	J SISMEY	59	(3)	6	J SISMEY	38	(4)	6	J SISMEY	39	(3)	1997	M CHADWICK
7	W LANDER	42	(11)	7	W LANDER	183	(14)	7	W LANDER	41	(9)	7	W LANDER	28	(5)	7	W LANDER	37	(11)	1998	N SISMEY
8	J TAGUE	26	(4)	8	J TAGUE	126	(5)	8	P REES	34	(2)	8	M CHADWICK	22	(2)	8	J TAGUE	28	(3)	1999	N SISMEY
9	P REES	21	(2)	9	P REES	108	(3)	9	J TAGUE	28	(4)	9	P REES	14	(3)	8	P REES	28	(2)	2000	M CHADWICK
10	A McPEAKE	16		10	A McPEAKE	101	(4)	10	A McPEAKE	16	(2)	10	A McPEAKE	13	(2)	10	A McPEAKE	13		2001	M CHADWICK
11	J LYMER	14		11	J NEALE	45	(6)	11	J LYMER	13	(2)	11	J NEALE	8	(2)	11	L SMITH	10	(2)	2002	S GOODLIP
12	J NEALE	9	(3)	12	L SMITH	37	(3)	12	J NEALE	9	(2)	12	L SMITH	7		12	D GARBETT	7		2003	L PATEMAN
13	L SMITH	6		13	J LYMER	36	(3)	13	S ANAND	5		13	C ROYTHORNE	6		13	J NEALE	6		2004	L PATEMAN
14	T BALDOCK	5	(2)	14	D GARBETT	30	(3)	13	M ALLSOPP	5		14	D GARBETT	5		13	M ALLSOPP	6		2005	M CHADWICK (5)
15	D GARBETT	5		15	S ANAND	25	(2)	13	T BALDOCK	5		15	T BALDOCK	4		15	J LYMER	5		2006	W LANDER
16	S ANAND	3		16	M ALLSOPP	21	(2)	16	C ROYTHORNE	4		15	T CHADWICK	4		16	T CHADWICK	4		2007	W LANDER
16	S REVITT	3	(2)	17	T BALDOCK	19	(8)	16	L SMITH	4	(2)	15	A BULLOCK	4		16	T BALDOCK	4	(2)	2008	W LANDER (3)
16	P LEVERS	3		18	G PEACH	18	(3)	16	D GARBETT	4		15	C BOWLES	4	(2)	16	JJ HUGHES-DOWD	4		2009	J SISMEY
16	J LAMB	3		19	A TURNBULL	15	(2)	16	A TURNBULL	4		19	D BRENTNALL	3		19	S ANAND	3		2010	L PATEMAN
20	S LANDER	2		20	C ROYTHORNE	12	(2)	20	S LANDER	3		19	G PEACH	3		20	S REVITT	2	(2)	2011	L PATEMAN
20	D McPEAKE	2		20	S LANDER	12	(2)	20	G PEACH	3		19	J LYMER	3		20	D BRENTNALL	2		2012	L PATEMAN (5)
20	A BULLOCK	2		22	D McPEAKE	11		20	JJ HUGHES-DOWD	3		19	J LAMB	3		20	D McPEAKE	2		2013	J SISMEY
20	C ROYTHORNE	2		23	S REVITT	10	(5)	23	S REVITT	2		23	S REVITT	2		20	R BLAKE	2		2014	J SISMEY (3)
20	G PEACH	2	(2)	23	T CHADWICK	10		23	AJ McPEAKE	2		23	A DAVIES	2	(2)	20	K LYE	2		2015	N SISMEY (4)
20	C BOWLES	2		23	A BULLOCK	10	(3)	23	R SEAMAN	2		23	A TURNBULL	2		20	P LEVERS	2		2016	S GOODLIP
20	A TURNBULL	2		26	T MEASHAM	9		23	D McPEAKE	2		26	M ROGERS	1		20	J LAMB	2		2017	S GOODLIP
20	R LITHERLAND	2		26	P LEVERS	9		23	T CHADWICK	2		26	I BRENTNALL	1		20	C ROYTHORNE	2		2018	S GOODLIP
28	T MEASHAM	1		26	J LAMB	9	(3)	23	J LAMB	2		26	AJ McPEAKE	1		20	G PEACH	2		2019	A SMITH
28	K LYE	1		29	R LITHERLAND	8	(2)	23	R LITHERLAND	2		26	D McPEAKE	1		20	A TURNBULL	2		2020	N/A
28	A DAVIES	1		30	N LAMBERT	7		23	C BOWLES	2		26	B JOHNSON	1		20	C BOWLES	2		2021	A SMITH
28	JJ HUGHES-DOWD	1		31	T DINGLEY	6		31	K LYE	1		26	S LANDER	1		31	M ROGERS	1		2022	A SMITH
28	D HUGHES-DOWD	1		32	AJ McPEAKE	5	(2)	31	R HILL	1		26	R SEAMAN	1		31	S MINNIS	1		2023	S GOODLIP (5)
				32	R SEAMAN	5	(3)	31	R BLAKE	1		26	G WESTON	1		31	I BRENTNALL	1		2024	A SMITH (4)
				32	J LEVERS	5		31	P LEVERS	1		26	T MEASHAM	1		31	S PANK	1			
				35	M ROGERS	4		31	J ROYTHORNE	1		26	J LEVERS	1		31	T DINGLEY	1			
				35	S MINNIS	4		31	S SMITH	1		26	R BLAKE	1		31	S LANDER	1			
				35	K LYE	4						26	S ANAND	1		31	G WESTON	1			
				35	C BOWLES	4						26	P LEVERS	1		31	J LEVERS	1			
				39	D BRENTNALL	3						26	J ROYTHORNE	1		31	R HILL	1			
				39	R BLAKE	3						26	K ALCOCK	1		31	S SUMNER	1			
				39	R CROSSLAND	3						26	JJ HUGHES-DOWD	1		31	R CROSSLAND	1			
				42	I BRENTNALL	2						26	M GRAHAM	1		31	J ROYTHORNE	1			
				42	R MASTERS	2						26	R LITHERLAND	1		31	S SMITH	1			
				44	P FOXLEY	1															
				44	S PANK	1															
				44	G WESTON	1															
				44	A FEARN	1															
				44	K PAYNE	1															
				44	J ROYTHORNE	1															
				44	K ALCOCK	1															
				44	A DAVIES	1															
				44	JJ HUGHES-DOWD	1															
				44	J CHELL	1															
				44	D HUGHES-DOWD	1															

IQR Means Individual Qualifying Rounds I.E. Yellow, Green, Red and Blue Lane on a Normal Club Night

JUNIOR STATISTICS 1992-2024 - AFTER DHORC 717

Sheet 1 of 4 (Note: Highlighted Names are Current 2024 Members, CS = Best Consecutive Results)

MEETINGS ATTENDED		RACES COMPLETED		DRIVER RANKING		FINALS WON						
Pos	JUNIOR (1st Race)	No	Pos	JUNIOR	No	Pos	JUNIOR	No	CS			
1	A TURNBULL	152	1	R LITHERLAND	917	1	* L SMITH	1.113	1	R LITHERLAND	61	(5)
1	R LITHERLAND	152	2	A TURNBULL	905	2	* A HUGHES	1.175	2	J HENRY	59	(3)
3	T CHADWICK	147	3	L TURNBULL	807	3	* AJ McPEAKE	1.275	3	A HALL	56	
4	L TURNBULL	133	4	T CHADWICK	774	4	* J MELLOR	1.400	3	A TURNBULL	56	(2)
5	F HOLMES	130	5	F HOLMES	789	5	* J HENRY	1.438	5	T CHADWICK	51	
6	G REYES-ENGLAND	128	6	G REYES-ENGLAND	786	6	* A HALL	1.475	6	J SISMEY	47	
7	J HENRY	127	7	J HENRY	658	7	* R LITHERLAND	1.600	7	L BOWLES	40	
8	J SISMEY	120	8	J SISMEY	654	8	* L BOWLES	1.613	8	H SMITH	37	(2)
9	H SMITH	113	9	Z ROYTHORNE	602	9	* T MEASHAM	1.638	9	J MELLOR	36	
10	R REES	103	10	H SMITH	595	10	* A TURNBULL	1.663	9	JJ HUGHES-DOWD	36	(2)
11	Z ROYTHORNE	100	11	T MEASHAM	550	11	* T CHADWICK	1.825	11	L SMITH	33	
12	P CONNALLY	95	12	L BROOKS	539	12	* J SISMEY	1.838	12	P CONNALLY	32	(2)
13	C BRENTNALL	94	13	B ROYTHORNE	504	13	* JJ HUGHES-DOWD	1.913	13	M MINNIS	31	(2)
14	T MEASHAM	93	14	P CONNALLY	500	14	* M MINNIS	2.000	13	A HUGHES	31	
15	B ROYTHORNE	84	15	A HALL	490	15	* J PATEMAN	2.025	15	AJ McPEAKE	30	(2)
15	J LAWSON (18Aug15)	84	16	C BRENTNALL	486	16	* P CONNALLY	2.175	15	C BRENTNALL	30	(2)
17	L BROOKS	83	17	J MELLOR	481	17	* C BRENTNALL	2.275	15	J PATEMAN	30	
18	J MELLOR	82	18	R REES	467	18	* C BULLOCK	2.300	15	G REYES-ENGLAND	30	
19	A HALL	80	19	J PATEMAN	428	19	* C BOWLES	2.313	19	C BOWLES	28	
20	C BOWLES	78	20	J LAWSON	416	20	* K ASHWORTH	2.613	19	L TURNBULL	28	(2)
20	L BOWLES	78	21	C BOWLES	402	21	* JT HUGHES-DOWD	2.688	21	F HOLMES	26	
22	T PANK	74	22	C BULLOCK	391	22	* N GULL	2.763	22	B ROYTHORNE	25	(2)
23	J PATEMAN	71	23	K LEVERS	381	23	* T PANK	2.800	22	Z ROYTHORNE	25	(3)
24	M MINNIS	68	24	T PANK	378	24	* J LAWSON	2.813	24	R REES	24	
25	C BULLOCK	66	25	A HUGHES	372	25	* J WOODHOUSE	2.850	25	J STEVENSON	23	
25	K LEVERS	66	25	Ca HOLLAND	372	26	* H SMITH	2.975	25	T MEASHAM	23	(3)
27	AJ McPEAKE	65	27	J MARTINEZ	369	27	* Z ROYTHORNE	3.038	25	J LAWSON	23	(2)
27	JJ HUGHES-DOWD (18Oct22)	65	28	L BOWLES	353	28	* K LEVERS	3.125	28	L BROOKS	21	(2)
29	A HUGHES	61	29	L SMITH	352	29	* K ALI	3.188	29	T PANK	20	
29	Ca HOLLAND	61	29	M LITHERLAND	352	30	* L TURNBULL	3.238	30	K LEVERS	15	
31	J MARTINEZ	59	31	M MINNIS	343	31	* B ROYTHORNE	3.250	31	D BARKER	14	
32	L SMITH	55	32	AJ McPEAKE	326	32	* P WALKER	3.325	31	M LITHERLAND	14	
33	J STEVENSON	54	33	B BROOKS	325	33	* J THOMPSON	3.400	33	J MARTINEZ	13	
33	J WOODHOUSE (09Aug22)	54	34	D PAUL	308	34	* J LISTER	3.700	34	C DAVENPORT	12	
35	M LITHERLAND	53	35	L CHADWICK	277	35	* T GREEN	3.725	34	K ALI	12	
36	D BARKER	51	36	J STEVENSON	276	36	* P MARTIN	3.763	34	D PAUL	12	(2)
36	B BROOKS	51	37	D BARKER	266	36	* R COOK	3.763	34	J WOODHOUSE	12	
36	T STEVENSON (19Oct22)	51	38	P MARTIN	263	38	* C DAVENPORT	3.775	38	M McNULTY	10	
39	D PAUL	49	39	S BOWMAN	244	39	* S SLATER	3.813	38	P MARTIN	10	
40	S SCHULE	47	40	P WALKER	236	40	* K SCHOFIELD	3.888	38	S BOWMAN	10	
40	L CHADWICK	47	41	S SCHULE	234	41	* T STEVENSON	3.938	41	G HADDON	9	
42	P WALKER	46	41	J LISTER	234	42	* K COOK	4.050	41	T GREEN	9	
43	P MARTIN	45	43	J HAGUES	221	42	* J GRAHAM	4.050	41	N GULL	9	
44	J LISTER	41	44	JJ HUGHES-DOWD	214	44	* F HOLMES	4.250	41	M BRADLEY	9	
44	S BOWMAN	41	45	R COOK	197	45	* G HADDON	4.500	41	J THOMPSON	9	
46	J HAGUES	38	46	M BRADLEY	194	46	* E WOODHOUSE	4.625	46	K SCHOFIELD	8	
47	E WOODHOUSE (31Jan23)	37	47	D JACKSON	190	47	* E HENRY	4.650	46	L CHADWICK	8	
48	K ALI	30	48	I BRADLEY	189	48	* G REYES-ENGLAND	4.738	46	C BULLOCK	8	
49	M McNULTY	29	49	K ALI	185	49	* A OXSPRING	4.750	46	B BROOKS	8	(2)
49	J BULLOCK	29	49	E JACKSON	185	50	* R REES	4.800	46	Ca HOLLAND	8	

(Driver Ranking = Average Position in Qualifying, Final Position, Fastest Lap & Race Laps Over Last 20 club nights)

JUNIOR STATISTICS 1992-2024 - AFTER DHORC 717

Sheet 2 of 4 (Note: Highlighted Names are Current 2024 Members, CS = Best Consecutive Results)

MEETINGS ATTENDED		RACES COMPLETED		DRIVER RANKING		FINALS WON					
Pos	JUNIOR (1st Race)	No	Pos	JUNIOR	No	Pos	JUNIOR	No	CS		
49	R COOK	29	51	J WOODHOUSE	188	51	* M BRADLEY	4.900	46	H TAYLOR	8
49	A OXSPRING	29	52	T STEVENSON	174	52	* D BARKER	5.038	46	T STEVENSON	8
49	I BRADLEY	29	53	N BRADFORD	172	53	* J STEVENSON	5.125	46	JT HUGHES-DOWD	8
49	M BRADLEY	29	54	A BRADFORD	169	54	* R HUGHES	5.275	54	R LEY	7
49	D JACKSON	29	55	M SEO	163	55	* J ELMORE	5.600	54	A CHATTLE	7
56	C DAVENPORT	28	55	K COOK	163	55	* J MARTINEZ	5.600	54	A BRADFORD	7
56	E HENRY	28	55	A OXSPRING	163	57	* M SEO	5.675	57	S SLATER	6 (2)
56	E JACKSON	28	55	S ROYTHORNE	163	58	* A CHATTLE	5.863	57	P WALKER	6 (2)
59	K SCHOFIELD	27	59	N GULL	156	59	* L CHADWICK	6.025	57	G CONNALLY	6
60	N GULL	26	60	M McNULTY	154	60	* J WATSON	6.063	57	E HENRY	6
60	N BRADFORD	26	60	J PERRY	154	61	* M LUTHERLAND	6.250	57	R COOK	6
60	JT HUGHES-DOWD (20Feb24)	26	62	R HUGHES	151	62	* M McNULTY	6.288	57	E JACKSON	6
63	G HADDON	25	63	J BULLOCK	150	63	* J BULLOCK	6.300	57	D JACKSON	6 (2)
63	A BRADFORD	25	64	C DAVENPORT	149	64	* B BROOKS	6.488	57	T JAMES	6 (2)
63	S ROYTHORNE	25	65	K SCHOFIELD	144	65	* D PAUL	6.550	57	J HAGUES	6 (2)
66	K COOK	24	66	E HENRY	143	66	* D JACKSON	7.088	66	L HAWLEY	5
66	J PERRY	24	67	G HADDON	138	67	* H TAYLOR	7.513	66	J BULLOCK	5
66	J THOMPSON	24	68	A CHATTLE	136	68	* S SCHULE	7.825	66	A HARTLEY	5 (2)
66	J GRAHAM (20Feb24)	24	69	L STOTT-ZAFIROPOULOS	135	69	* S BOWMAN	8.050	66	B CARRINGTON	5
70	A CHATTLE	23	70	H TAYLOR	134	70	* E STOTT-ZAFIROPOULOS	8.063	66	K ASHWORTH	5
70	L STOTT-ZAFIROPOULOS	23	71	K ASHWORTH	132	71	* S MAFFIN	8.275	66	M WARREN	5
70	J ELMORE	23	71	J ELMORE	132	72	* L BROOKS	8.475	66	K COOK	5
73	J WATSON	22	73	T JAMES	131	73	* S MARTINEZ	8.600	66	N BRADFORD	5
73	R MAFFIN	22	74	E STOTT-ZAFIROPOULOS	130	74	* T SHARP	8.663	66	I PAUL	5 (2)
73	T GREEN	22	75	B RILEY	124	75	* L STOTT-ZAFIROPOULOS	8.900	75	A REES	4
73	R HUGHES	22	76	T GREEN	119	76	* Ca HOLLAND	8.913	75	J WATSON	4
73	E STOTT-ZAFIROPOULOS	22	77	S MARTINEZ	117	77	* R MAFFIN	8.988	75	T SHARP	4
78	K ASHWORTH	21	78	E WOODHOUSE	116	78	* N BRADFORD	9.550	75	M WATTS	4
78	H TAYLOR	21	79	J WATSON	113	79	* I BRADLEY	9.688	75	J LISTER	4
78	S MARTINEZ	21	80	R MAFFIN	109	80	* J HAGUES	9.800	75	B JEFFRIES	4
81	S SLATER	20	81	S SLATER	108	81	* S ROYTHORNE	10.000	75	E STOTT-ZAFIROPOULOS	4
81	T SHARP	20	81	B CARRINGTON	108	82	* A BRADFORD	10.775	75	L STOTT-ZAFIROPOULOS	4
81	S MAFFIN	20	83	T SHARP	103	83	* T JAMES	10.863	75	J ELMORE	4
81	T JAMES	20	83	J GRATTON	103	84	* E JACKSON	12.500	75	S ROYTHORNE	4
85	B RILEY	19	85	S MAFFIN	99	85	* J PERRY	13.813	75	E DOYLE	4
85	E DOYLE	19	86	M WARREN	98	N/A	L CAPEWELL	2.438	86	A PANK	3
87	B CARRINGTON	18	87	F McCANDLESS	96	N/A	S GILLARD	2.725	86	C CLARK	3
88	R LEY	17	88	R LEY	92	N/A	M WARREN	2.817	86	R HUGHES	3
88	G CONNALLY	17	88	J THOMPSON	92	N/A	A WATHEY	3.545	86	J PERRY	3
88	J GRATTON	17	90	G CONNALLY	91	N/A	K JACKSON	3.563	86	J BLURTON	3
91	A HARTLEY	15	91	A HARTLEY	83	N/A	T REES	3.667	86	J GRAHAM	3
91	J MOSEDALE	15	91	JT HUGHES-DOWD	83	N/A	S TAGUE	3.813	92	C WOODCOCK	2
91	M WARREN	15	93	J GRAHAM	75	N/A	A FEARN	3.850	92	Mat McNULTY	2
94	C KAVANAGH	13	94	A WATHEY	72	N/A	E DOYLE	3.895	92	J MOSEDALE	2
94	M WATTS	13	94	J MOSEDALE	72	N/A	N ZIMMERMANN	3.969	92	D SPENCER	2
96	J DOBBINS	12	94	B JEFFRIES	72	N/A	R LEY	4.103	92	N ZIMMERMANN	2
96	F McCANDLESS	12	97	M WATTS	69	N/A	C CLARK	4.179	92	A OXSPRING	2
98	A PANK	11	98	I PAUL	68	N/A	D SPENCER	4.375	92	L BLAKE	2
98	A WATHEY	11	99	C KAVANAGH	65	N/A	N BLACK	4.375	92	D JEFFRIES	2 (2)
98	N McDONALD	11	99	E DOYLE	65	N/A	M BUCKLEY	4.417	92	J GRATTON	2

JUNIOR STATISTICS 1992-2024 - AFTER DHORC 717

Sheet 3 of 4 (Note: Highlighted Names are Current 2024 Members, CS = Best Consecutive Results)

MEETINGS ATTENDED		RACES COMPLETED		DRIVER RANKING		FINALS WON					
Pos	JUNIOR (1st Race)	No	Pos	JUNIOR	No	Pos	JUNIOR	No	CS		
101	S GILLARD	10	101	D JEFFRIES	62	N/A	M WESTON	4.438	92	F McCANDLESS	2
101	A FEARN	10	102	A FEARN	61	N/A	T KERR	4.458	92	I BRADLEY	2
101	I MATTHEWS	10	102	I MATTHEWS	61	N/A	L BLAKE	4.500	92	E PAUL	2
104	L HAWLEY	9	104	J DOBBINS	60	N/A	M YEOMANS	4.563	92	B RILEY	2
104	D NEALE	9	105	A PANK	58	N/A	I MATTHEWS	5.075	92	J McDONALD	2
104	C WOODCOCK	9	106	N McDONALD	57	N/A	J DOBBINS	5.083	92	T KERR	2
104	Mat McNULTY	9	107	J BLURTON	56	N/A	N McDONALD	5.114	92	E WOODHOUSE	2
104	B JEFFRIES	9	108	Ca BLURTON	55	N/A	L WHITTAKER	5.125	108	S GILLARD	1
104	D JEFFRIES	9	109	E PAUL	54	N/A	A HARTLEY	5.212	108	C KAVANAGH	1
104	I PAUL	9	110	N ZIMMERMANN	51	N/A	B REES	5.350	108	D NEALE	1
104	E PAUL	9	111	S GILLARD	50	N/A	J MOSEDALE	5.462	108	A MILNER	1
112	M SEO	8	111	L HAWLEY	50	N/A	M WILLIS	5.750	108	T REES	1
112	TI REES	8	113	S LIVESEY	49	N/A	B CARRINGTON	5.847	108	R MAFFIN	1
112	C BARTLETT	8	114	C BARTLETT	48	N/A	J McDONALD	6.458	108	T ALLDREAD	1
112	Ca BLURTON	8	115	Mat McNULTY	47	N/A	B JEFFRIES	6.472	108	M HART	1
112	J BLURTON	8	116	C WOODCOCK	46	N/A	L BELL	6.550	108	S MAFFIN	1
117	A MILNER	7	117	D NEALE	44	N/A	D GEBAUERS	6.750	108	D GEBAUERS	1
117	A REES	7	118	C CLARK	41	N/A	D NEALE	7.063	108	L BELL	1
117	C CLARK	7	119	TI REES	40	N/A	L HAWLEY	7.083	108	M SEO	1
117	N ZIMMERMANN	7	120	A REES	38	N/A	D JEFFRIES	7.111	108	A FEARN	1
117	M BUCKLEY	7	120	J McDONALD	38	N/A	Mat McNULTY	7.167	108	I MATTHEWS	1
122	M HART	6	122	A MILNER	36	N/A	C BARTLETT	7.344	108	M WILLIS	1
122	S LIVESEY	6	123	B REES	35	N/A	J GRATTON	7.426	108	B REES	1
122	SM BLURTON	6	124	M BUCKLEY	33	N/A	M WATTS	7.519	108	S TAGUE	1
122	J McDONALD	6	125	M HART	31	N/A	C WOODCOCK	8.056	108	L CAPEWELL	1
122	T KERR	6	125	A PARKIN	31	N/A	R FREEMAN	8.417	108	M BUCKLEY	1
127	L BELL	5	125	SM BLURTON	31	N/A	H MOHAMMED	8.500	108	S LIVESEY	1
127	B REES	5	128	L PARKIN	30	N/A	G CONNALLY	8.588	108	L PARKIN	1
127	L BLAKE	5	129	K JACKSON	29	N/A	B RILEY	8.697	108	A PARKIN	1
127	A PARKIN	5	129	M WESTON	29	N/A	A STOTT	8.750	108	R FREEMAN	1
127	L PARKIN	5	129	R FREEMAN	29	N/A	A MILNER	8.786	108	S MARTINEZ	1
132	D SPENCER	4	132	L BELL	26	N/A	M HART	9.417	108	E DOYLE	1
132	M YEOMANS	4	132	M YEOMANS	26	N/A	Ca BLURTON	9.594			
132	M WILLIS	4	134	S TAGUE	24	N/A	J BLURTON	9.761			
132	S TAGUE	4	134	T KERR	24	N/A	A PANK	10.114			
132	K JACKSON	4	136	D SPENCER	23	N/A	T ALLDREAD	10.167			
132	L CAPEWELL	4	137	M WILLIS	20	N/A	E GIBBS	10.417			
132	M WESTON	4	137	L CAPEWELL	20	N/A	F McCANDLESS	10.558			
139	T REES	3	139	T REES	16	N/A	C KAVANAGH	10.692			
139	D ALLDREAD	3	139	T ALLDREAD	16	N/A	TI REES	10.719			
139	T ALLDREAD	3	139	D GEBAUERS	16	N/A	D ALLDREAD	10.750			
139	D GEBAUERS	3	142	D ALLDREAD	15	N/A	A REES	10.786			
139	E GIBBS	3	142	E GIBBS	15	N/A	SM BLURTON	10.833			
139	R FREEMAN	3	144	H MOHAMMED	14	N/A	A PARKIN	11.300			
145	N BLACK	2	145	L BLAKE	13	N/A	E PAUL	11.806			
145	L WHITTAKER (26Nov24)	2	146	N BLACK	10	N/A	L PARKIN	12.900			
147	H MOHAMMED	1	147	L WHITTAKER	6	N/A	S LIVESEY	13.083			
147	A STOTT	1	148	A STOTT	5	N/A	I PAUL	13.667			

Outright Track Record Holders After DHORC 717

Adults

Pos	Name	Qualifying	F1	GC	F1	GC	Total
			Fastest Laps	Fastest Laps	Race Laps	Race Laps	
1	L Pateman	35	46	60	28	48	217
2	S Goodlip	27	43	10	34	19	133
3	A Smith	44	10	34	13	31	132
4	N Sismey	16	7	12	15	16	66
5	J Sismey	15	7	8	13	12	55
6	M Chadwick	12			8	9	29
7	P Rees	5	3		12	3	23
8	W Lander	8	5	3	6		22
9	A McPeake	4	3	5	7		19
10	J Tague	4	3	2	2	5	16
11	J Lymer	4	2	1	2	1	10
12	T Baldock	3	1	1	1	2	8
13	D Garbett	1	1	1	3	1	7
14	L Smith	2	1	3			6
15	A Turnbull		2		3		5
15	C Roythorne		2	2		1	5
17	J Neale				2	1	3
17	S Anand	1			1	1	3
17	T Chadwick		1		2		3
17	J Lamb	1		1	1		3
21	M Allsopp				2		2
21	S Lander			1	1		2
21	C Bowles	1	1				2
24	JJ Hughes-Dowd				1		1
24	G Peach		1				1
24	D McPeake		1				1
24	J Roythorne				1		1
24	S Smith				1		1
24	S Pank				1		1
24	D Hughes-Dowd	1					1
24	M Graham			1			1
Total		183	140	144	160	150	777

Note: Some Records Can Be Held By More Than One Member - Highlighted Names 2024 Members

Outright Track Record Holders After DHORC 717

Juniors

Pos	Name	Qualifying	F1	GC	F1	GC	Total
			Fastest Laps	Fastest Laps	Race Laps	Race Laps	
1	A Turnbull	31	21	16	33	17	118
2	R Litherland	24	21	26	13	28	112
3	J Sismey	15	15	12	11	17	70
4	A Hall	12	8	6	13	11	50
5	T Chadwick	7	6	10	7	19	49
6	JJ Hughes-Dowd	18	9	4	10	2	43
7	AJ McPeake	10	9	4	9	4	36
8	L Bowles	12	3	5	3	8	31
9	T Measham	6	4	1	13	3	27
9	J Henry	2	9	5	9	2	27
11	J Mellor	10	4	4	2	4	24
11	H Smith	7	5	5	3	4	24
13	M Minnis	6	2	4	2	5	19
14	Z Roythorne	2	2	6		8	18
15	J Pateman	4	4	5	1	3	17
16	B Roythorne	1	1	6		2	10
17	F Holmes	1	3	2	3		9
17	C Brentnall		2	3		4	9
19	A Hughes	2	1	5			8
19	L Smith		4		4		8
21	J Woodhouse	4	1	1	1		7
21	J Lawson	2		1	2	2	7
23	JT Hughes-Dowd	2		2		2	6
23	T Pank		1	3	2		6
23	C Bowles	2	1		1	2	6
23	E Woodhouse	2	1	2	1		6
27	P Connally		1	3			4
27	R Rees	1	1	1		1	4
27	K Ashworth	1	1	1		1	4
27	L Turnbull	1	1		2		4
31	K Levers		1		1	1	3
32	P Martin		1		1		2
32	N Gull		1		1		2
34	Ca Holland			1			1
34	E Henry		1				1
34	C Clark					1	1
34	K Ali				1		1
34	B Brooks				1		1
34	J Elmore		1				1
34	S Roythorne			1			1
34	A Hartley			1			1
Total		185	146	146	150	151	778

Note: Some Records Can Be Held By More Than One Member - Highlighted Names 2024 Members

DHORC Statistics 2024

Poles		Adult			Junior			Poles	
Records		Name	Total	2024	Name	Total	2024	Records	
All Time		L Pateman	131	2	JJ Hughes-Dowd	29	19	All Time	
L Pateman	131	S Goodlip	102	8	J Lawson	12	2	R Litherland	61
Season		N Sismey	86		J Woodhouse	7	5	Season	
A Smith	18	A Smith	78	18	JT Hughes-Dowd	6	6	L Smith	21
		P Rees	21	2	E Woodhouse	2			
		L Smith	6		T Stevenson	1	1		
		G Peach	2						
		A Turnbull	2						
		C Bowles	2						
		R Litherland	2	2					
		JJ Hughes-Dowd	1	1					
		D Hughes-Dowd	1	1					
Race Wins		Adult			Junior			Race Wins	
Records		Name	Total	2024	Name	Total	2024	Records	
All Time		L Pateman	124	2	JJ Hughes-Dowd	31	21	All Time	
L Pateman	124	S Goodlip	98	8	J Lawson	10		A Hall	49
Season		N Sismey	86		J Woodhouse	6	3	Season	
W Lander	16	A Smith	67	14	JT Hughes-Dowd	6	6	JJ Hughes-Dowd	21
		P Rees	34	5	E Woodhouse	2	2		
		A Turnbull	4		T Stevenson	1	1		
		L Smith	4						
		G Peach	3						
		JJ Hughes-Dowd	3	3					
		R Litherland	2						
		C Bowles	2	1					
		S Smith	1						
Fast Laps		Adult			Junior			Fast Laps	
Records		Name	Total	2024	Name	Total	2024	Records	
All Time		L Pateman	288	2	JJ Hughes-Dowd	26	20	All Time	
L Pateman	288	A Smith	78	18	J Lawson	13	2	J Sismey	59
Season		S Goodlip	73	10	E Woodhouse	5	2	Season	
L Pateman	19	N Sismey	51		JT Hughes-Dowd	6	6	L Smith	21
A Smith	19	P Rees	14	2	J Woodhouse	4	2		
		L Smith	7		T Stevenson	1	1		
		C Bowles	4						
		G Peach	3						
		A Turnbull	2						
		JJ Hughes-Dowd	1						
		B Johnson	1						
		M Graham	1	1					
		R Litherland	1	1					
Race Laps		Adult			Junior			Race Laps	
Records		Name	Total	2024	Name	Total	2024	Records	
All Time		L Pateman	192	2	JJ Hughes-Dowd	27	19	All Time	
L Pateman	192	N Sismey	91		J Lawson	10	1	R Litherland	63
Season		S Goodlip	82	8	J Woodhouse	6	3	Season	
W Lander	16	A Smith	82	16	JT Hughes-Dowd	6	6	A Hall	22
A Smith	16	P Rees	28	5	T Stevenson	2	2		
		L Smith	10		E Woodhouse	2	2		
		JJ Hughes-Dowd	4	3					
		G Peach	2						
		A Turnbull	2						
		C Bowles	2						
		S Smith	1						

Current Members Best Ever Position Records after DHORC 717

Qualifying					Final Position					Fastest Laps					Race Laps				
Pos	Adult	DHORC	Gap	Date	Pos	Adult	DHORC	Gap	Date	Pos	Adult	DHORC	Gap	Date	Pos	Adult	DHORC	Gap	Date
1	A Smith	717	0	26-Nov-24	1	A Smith	717	0	26-Nov-24	1	S Goodlip	717	0	26-Nov-24	1	A Smith	717	0	26-Nov-24
1	S Goodlip	715	2	12-Nov-24	1	P Rees	716	1	26-Nov-24	1	A Smith	716	1	26-Nov-24	1	P Rees	716	1	26-Nov-24
1	P Rees	708	9	24-Sep-24	1	S Goodlip	714	3	12-Nov-24	1	R Litherland	709	8	24-Sep-24	1	S Goodlip	714	3	12-Nov-24
1	R Litherland	705	12	23-Jul-24	1	C Bowles	711	6	01-Oct-24	1	M Graham	703	14	23-Jul-24	1	L Pateman	703	14	23-Jul-24
1	D Hughes-Dowd	703	14	23-Jul-24	1	L Pateman	703	14	23-Jul-24	1	L Pateman	702	15	23-Jul-24	1	JJ Hughes-Dowd	702	15	23-Jul-24
1	L Pateman	702	15	23-Jul-24	1	JJ Hughes-Dowd	702	15	23-Jul-24	1	P Rees	694	23	14-May-24	1	N Sismey	673	44	25-Jul-23
1	JJ Hughes-Dowd	696	21	04-Jun-24	1	A Turnbull	675	42	08-Aug-23	1	N Sismey	672	45	25-Jul-23	1	S Smith	671	46	25-Jul-23
1	N Sismey	672	45	25-Jul-23	1	N Sismey	673	44	25-Jul-23	1	C Bowles	669	48	18-Jul-23	1	C Bowles	653	64	08-Nov-22
1	A Turnbull	671	46	25-Jul-23	1	S Smith	671	46	25-Jul-23	1	A Turnbull	625	92	19-Oct-22	1	A Turnbull	635	82	22-Feb-22
1	C Bowles	647	70	09-Aug-22	1	R Litherland	652	65	18-Oct-22	1	L Smith	591	126	23-Feb-19	1	L Smith	579	138	04-Sep-18
1	L Smith	591	126	23-Feb-19	1	L Smith	566	151	24-Feb-18	1	G Peach	565	152	24-Feb-18	1	G Peach	565	152	24-Feb-18
1	G Peach	565	152	24-Feb-18	1	G Peach	537	180	25-Feb-17	1	B Johnson	132	585	16-Nov-99	2	R Litherland	624	93	28-Sep-21
2	A Woodhouse	674	43	25-Jul-23	3	D Latham	704	13	23-Jul-24	2	D Hughes-Dowd	702	15	23-Jul-24	3	D Latham	704	13	23-Jul-24
3	D Latham	704	13	23-Jul-24	3	JT Hughes-Dowd	702	15	23-Jul-24	3	L Blacker	691	26	09-Apr-24	3	JT Hughes-Dowd	702	15	23-Jul-24
4	S Gray	705	12	23-Jul-24	3	L Blacker	673	44	25-Jul-23	4	S Gray	705	12	23-Jul-24	3	L Blacker	674	43	25-Jul-23
4	A Stevenson	703	14	23-Jul-24	3	A Woodhouse	672	45	25-Jul-23	4	M Dutton	702	15	23-Jul-24	3	A Woodhouse	672	45	23-Jul-23
4	JT Hughes-Dowd	702	15	23-Jul-24	3	D Turnbull	627	190	13-Sep-16	4	D Latham	700	17	16-Jul-24	4	M Graham	702	15	23-Jul-24
4	D Turnbull	658	59	13-Dec-22	4	M Graham	702	15	23-Jul-24	4	S Smith	671	46	25-Jul-23	4	S Gray	672	45	25-Jul-23
4	L Blacker	650	67	27-Sep-22	4	S Gray	672	45	25-Jul-23	4	D Turnbull	564	153	24-Feb-18	5	J Lawson	701	16	16-Jul-24
5	S Smith	671	46	25-Jul-23	5	J Lawson	701	16	16-Jul-24	5	JT Hughes-Dowd	695	22	14-May-24	5	D Turnbull	596	121	09-Apr-19
5	B Johnson	242	475	11-Jan-05	6	D Hughes-Dowd	709	8	24-Sep-24	5	A Woodhouse	674	43	25-Jul-23	6	D Hughes-Dowd	709	8	24-Sep-24
6	M Dutton	699	18	25-Jun-24	6	M Dutton	699	18	25-Jun-24	6	A Stevenson	703	14	23-Jul-24	6	R Lawson	530	187	18-Oct-16
7	H Smith	672	45	25-Jul-23	6	R Lawson	530	187	18-Oct-16	6	JJ Hughes-Dowd	670	47	18-Jul-23	6	B Johnson	132	585	16-Nov-99
7	R Lawson	629	88	30-Nov-21	6	B Johnson	236	481	28-Sep-04	6	H Smith	658	59	13-Dec-22	7	A Stevenson	702	15	23-Jul-24
8	M Graham	690	27	09-Apr-24	7	A Stevenson	702	15	23-Jul-24	6	J Lawson	650	67	27-Sep-22	8	J Graham	708	9	24-Sep-24
8	J Lawson	650	67	27-Sep-22	8	H Smith	657	60	13-Dec-22	8	R Lawson	530	187	18-Oct-16	8	H Smith	657	60	13-Dec-22
10	S Whittaker	717	0	26-Nov-24	9	J Graham	708	9	24-Sep-24	9	J Graham	708	9	24-Sep-24	8	M Dutton	647	70	09-Aug-22
11	J Graham	708	9	24-Sep-24	16	S Whittaker	716	1	26-Nov-24	14	S Whittaker	716	1	26-Nov-24	14	S Whittaker	717	0	26-Nov-24
1	JT Hughes-Dowd	717	1	26-Nov-24	1	JT Hughes-Dowd	717	0	26-Nov-24	1	JT Hughes-Dowd	717	0	26-Nov-24	1	JT Hughes-Dowd	717	0	26-Nov-24
1	J Woodhouse	716	1	26-Nov-24	1	JJ Hughes-Dowd	716	1	26-Nov-24	1	JJ Hughes-Dowd	716	1	26-Nov-24	1	JJ Hughes-Dowd	716	1	26-Nov-24
1	JJ Hughes-Dowd	714	3	12-Nov-24	1	J Woodhouse	707	10	06-Aug-24	1	J Lawson	713	4	22-Oct-24	1	J Woodhouse	707	10	06-Aug-24
1	J Lawson	713	4	22-Oct-24	1	E Woodhouse	705	12	23-Jul-24	1	J Woodhouse	707	10	06-Aug-24	1	E Woodhouse	705	12	23-Jul-24
1	T Stevenson	699	18	25-Jun-24	1	T Stevenson	703	14	23-Jul-24	1	E Woodhouse	705	12	23-Jul-24	1	T Stevenson	703	14	23-Jul-24
1	E Woodhouse	674	43	25-Jul-23	1	J Lawson	656	61	29-Nov-22	1	T Stevenson	703	14	23-Jul-24	1	J Lawson	691	26	09-Apr-24
2	J Graham	696	21	04-Jun-24	2	J Graham	697	20	04-Jun-24	2	J Graham	696	21	04-Jun-24	4	L Whittaker	716	1	26-Nov-24
3	L Whittaker	716	1	26-Nov-24	4	L Whittaker	716	1	26-Nov-24	6	L Whittaker	716	1	26-Nov-24	4	J Graham	696	21	04-Jun-24

Distance Covered In DHORC Club Championship 2024							
Pos	Competitor	Class	Laps	Feet	Feet / Race	Miles	Races
1	N Sismey	A	2,366.9	252,972	2,364	47.9	107
2	A Smith	A	2,229.0	246,244	2,706	46.6	91
3	P Rees	A	2,263.5	240,014	2,308	45.5	104
4	S Goodlip	A	2,167.0	233,845	2,627	44.3	89
5	L Blacker	A	2,194.4	223,519	2,213	42.3	101
6	JJ Hughes-Dowd	J	1,969.0	207,378	2,074	39.3	100
7	S Gray	A	1,891.0	200,122	1,924	37.9	104
8	A Woodhouse	A	1,806.3	193,044	2,032	36.6	95
9	J Woodhouse	J	1,823.6	192,389	1,924	36.4	100
10	L Pateman	A	1,580.0	188,010	2,442	35.6	77
11	R Litherland	A	1,784.7	184,811	2,400	35.0	77
12	D Turnbull	A	1,604.6	176,336	2,150	33.4	82
13	D Hughes-Dowd	A	1,678.3	175,760	1,890	33.3	93
14	D Latham	A	1,518.4	162,369	2,055	30.8	79
15	JT Hughes-Dowd	J	1,531.7	157,115	1,893	29.8	83
16	A Stevenson	A	1,396.4	149,312	1,914	28.3	78
17	C Bowles	A	1,382.9	147,951	2,208	28.0	67
18	M Graham	A	1,446.7	145,492	1,865	27.6	78
19	B Johnson	A	1,224.3	138,173	2,032	26.2	68
20	T Stevenson	J	1,251.9	134,440	1,681	25.5	80
21	J Graham	J	1,256.1	124,041	1,654	23.5	75
22	JJ Hughes-Dowd	A	1,178.6	123,195	2,369	23.3	52
23	G Peach	A	700.1	85,659	2,447	16.2	35
24	E Woodhouse	J	814.9	85,317	1,524	16.2	56
25	L Smith	A	757.9	84,069	2,102	15.9	40
26	JT Hughes-Dowd	A	738.3	78,817	2,318	14.9	34
27	R Lawson	A	736.0	75,909	2,109	14.4	36
28	J Lawson	J	655.3	69,276	1,924	13.1	36
29	M Dutson	A	579.4	66,362	1,746	12.6	38
30	J Lawson	A	305.5	33,773	2,252	6.4	15
31	A Turnbull	A	113.0	16,545	2,758	3.1	6
32	H Smith	A	102.3	14,979	2,140	2.8	7
33	S Smith	A	86.1	12,607	2,101	2.4	6
34	S Whittaker	A	100.5	11,222	1,870	2.1	6
35	L Whittaker	J	86.8	9,693	1,615	1.8	6
36	J Graham	A	59.9	5,591	1,864	1.1	3
Pos	Competitor	Class	43,381.3	4,646,349.8	2,097.1	880.0	2,204

Next Circuit



Zandvoort 

Where Do We Race Next?

What Are The Records?

Who Has Been On The Podium?

Circuit History

Circuit Zandvoort known for sponsorship reasons as **CM.com Circuit Zandvoort**, and previously known as Circuit Park Zandvoort until 2017, is a 4.259 km (2.646 mi) motorsport racetrack located in the dunes north of Zandvoort, Netherlands, near the North Sea coast line. It returned to the Formula One calendar in 2021 as the location of the revived Dutch Grand Prix.

Our track is the Nationaal Circuit, which includes two thirds of the F1 track, with **Phil Rees'** excellent banked sections.

Round 34		Zandvoort (Netherlands)				Round 35	
Previous Results							
	Adults			1st	2nd	3rd	
DHORC 172	16-Oct	2001	127' 7"	M Chadwick	S Goodlip	J Tague	
DHORC 195	29-Oct	2002	127' 7"	S Goodlip	L Pateman	N Sismey	
DHORC 217	28-Oct	2003	127' 7"	M Chadwick	S Goodlip	L Pateman	
DHORC 239	26-Oct	2004	127' 7"	L Pateman	M Chadwick	N Sismey	
DHORC 302	25-Sep	2007	127' 7"	W Lander	P Rees	N Sismey	
DHORC 341	14-Jul	2009	127' 7"	J Sismey	L Pateman	T Chadwick	
DHORC 392	12-Jul	2011	127' 7"	L Pateman	J Sismey	P Rees	
DHORC 518	19-Apr	2016	130' 2"	S Goodlip	J Sismey	L Pateman	
DHORC 568	27-Mar	2018	130' 2"	J Lymer	N Sismey	S Goodlip	
DHORC 637 F1	15-Mar	2022	98' 6"	S Goodlip	P Rees	C Bowles	
DHORC 638 GC	15-Mar	2022	98' 6"	A Smith	L Pateman	A Turnbull	
DHORC 649 F1	27-Sep	2022	98' 6"	A Turnbull	A Smith	P Rees	
DHORC 650 GC	27-Sep	2022	98' 6"	A Smith	N Sismey	P Rees	
DHORC 665 F1	02-May	2023	98' 6"	P Rees	L Pateman	S Goodlip	
DHORC 666 GC	02-May	2023	98' 6"	L Pateman	S Goodlip	C Bowles	
DHORC 679 F1	17-Oct	2023	98' 6"	S Goodlip	A Smith	L Pateman	
DHORC 680 GC	17-Oct	2023	98' 6"	A Smith	L Pateman	R Litherland	
DHORC 718 F1	10-Dec	2024	98' 6"				
DHORC 719 GC	10-Dec	2024	98' 6"				
	Juniors			1st	2nd	3rd	
DHORC 172	16-Oct	2001	127' 7"	J Henry	J Sismey	T Chadwick	
DHORC 195	29-Oct	2002	127' 7"	J Sismey	T Chadwick	T Green	
DHORC 217	28-Oct	2003	127' 7"	J Sismey	T Chadwick	T Measham	
DHORC 239	26-Oct	2004	127' 7"	T Chadwick	J Sismey	T Measham	
DHORC 302	25-Sep	2007	127' 7"	A Hughes	R Hughes	C Bullock	
DHORC 341	14-Jul	2009	127' 7"	L Smith	A Oxspring	L Capewell	
DHORC 392	12-Jul	2011	127' 7"	J Mellor	J Pateman	K Levers	
DHORC 518	19-Apr	2016	130' 2"	F Holmes	A Turnbull	D Jackson	
DHORC 568	27-Mar	2018	130' 2"	F Holmes	A Turnbull	Z Roythorne	
DHORC 637 F1	15-Mar	2022	98' 6"	L Bowles	J Thompson	J Lawson	
DHORC 638 GC	15-Mar	2022	98' 6"	L Bowles	J Lawson	J Thompson	
DHORC 649 F1	27-Sep	2022	98' 6"	E Doyle	H Smith	L Bowles	
DHORC 650 GC	27-Sep	2022	98' 6"	J Lawson	L Bowles	H Smith	
DHORC 665 F1	02-May	2023	98' 6"	JJ Hughes-Dowd	H Smith	J Thompson	
DHORC 666 GC	02-May	2023	98' 6"	L Bowles	JJ Hughes-Dowd	H Smith	
DHORC 679 F1	17-Oct	2023	98' 6"	JJ Hughes-Dowd	L Bowles	J Woodhouse	
DHORC 680 GC	17-Oct	2023	98' 6"	L Bowles	JJ Hughes-Dowd	J Woodhouse	
DHORC 718 F1	10-Dec	2024	98' 6"				
DHORC 719 GC	10-Dec	2024	98' 6"				

Circuit Records		Lap Length 98' 6"	
Qualifying			
F1	A Smith	27Sep22	
GC	A Smith	17Oct23	51.3 Laps
Fastest Laps			
F1	S Goodlip.	17Oct23	5.85 secs (11.480 mph)
GC	A Smith	17Oct23	4.33 secs (15.510 mph)
Race Laps			
F1	P Rees	27Sep22	
GC	A Smith	27Sep22	26.7 Laps
GC	A Smith	17Oct23	39.2 Laps
Final Points			
7.0 Points	J Lamb	15Mar22	

The diagram shows the layout of the Zandvoort circuit with 9 numbered corners. A legend indicates the colors for the corners: 1 (Red), 2 (Blue), 3 (Green), 4 (Yellow), 5 (Red), 6 (Blue), 7 (Green), 8 (Yellow), 9 (Red). Power inputs are marked with red 'X' symbols. The Dutch flag is shown in the top right corner.

DHORC 718 & 719

Zandvoort Best Off Chart 1

Qualifying Combined					Final Points			
Pos	Adult	Laps	MPH	Date	Pos	Adult	Pts	Date
1	A Holliday	N/A	N/A	N/A	1	J Lamb	7.0	15-Mar-22
1	A Smith (M)	N/A	N/A	N/A	2	P Rees (M)	4.0	02-May-23
1	A Stevenson	N/A	N/A	N/A	3	D Turnbull	3.5	15-Mar-22
1	A Thompson	N/A	N/A	N/A	3	L Blacker	3.5	02-May-23
1	A Turnbull	N/A	N/A	N/A	3	G Peach (M)	3.5	02-May-23
1	A Woodhouse	N/A	N/A	N/A	3	A Turnbull	3.5	02-May-23
1	C Bowles	N/A	N/A	N/A	7	C Bowles	3.0	15-Mar-22
1	C Cooper	N/A	N/A	N/A	7	R Litherland	3.0	15-Mar-22
1	D Edwards	N/A	N/A	N/A	7	L Smith	3.0	15-Mar-22
1	D Garbett (M)	N/A	N/A	N/A	7	S Goodlip (M)	3.0	15-Mar-22
1	D Hughes-Dowd	N/A	N/A	N/A	7	H Smith	3.0	27-Sep-22
1	D Latham	N/A	N/A	N/A	7	A Smith (M)	3.0	02-May-23
1	D Turnbull	N/A	N/A	N/A	7	H Smith	3.0	02-May-23
1	G Peach (M)	N/A	N/A	N/A	14	L Pateman	2.5	15-Mar-22
1	H Smith	N/A	N/A	N/A	14	JJ Hughes-Dowd	2.5	02-May-23
1	H Smith	N/A	N/A	N/A	14	N Sismey (M)	2.5	02-May-23
1	J Lamb	N/A	N/A	N/A	17	L Edwards	1.5	15-Mar-22
1	J Lawson	N/A	N/A	N/A	17	M Dutson	1.5	15-Mar-22
1	JJ Hughes-Dowd	N/A	N/A	N/A	17	D Edwards	1.5	15-Mar-22
1	L Blacker	N/A	N/A	N/A	17	C Cooper	1.5	15-Mar-22
1	L Edwards	N/A	N/A	N/A	17	J Lawson	1.5	27-Sep-22
1	L Pateman	N/A	N/A	N/A	17	S Smith	1.5	02-May-23
1	L Smith	N/A	N/A	N/A	17	D Latham	1.5	17-Oct-23
1	M Dutson	N/A	N/A	N/A	24	S Gray (M)	1.0	15-Mar-22
1	N Sismey (M)	N/A	N/A	N/A	24	R Lawson	1.0	27-Sep-22
1	P Rees (M)	N/A	N/A	N/A	24	D Hughes-Dowd	1.0	02-May-23
1	R Lawson	N/A	N/A	N/A	24	A Holliday	1.0	17-Oct-23
1	R Litherland	N/A	N/A	N/A	28	D Garbett (M)	0.5	15-Mar-22
1	S Goodlip (M)	N/A	N/A	N/A	29	A Thompson	0.0	15-Mar-22
1	S Gray (M)	N/A	N/A	N/A	29	A Woodhouse	0.0	17-Oct-23
1	S Smith	N/A	N/A	N/A	29	A Stevenson	0.0	02-May-23
Pos	Junior	Laps	MPH	Date	Pos	Junior	Pts	Date
1	E Doyle	N/A	N/A	N/A	1	J Thompson	3.0	02-May-23
1	E Woodhouse	N/A	N/A	N/A	2	T Stevenson	2.5	17-Oct-23
1	H Smith	N/A	N/A	N/A	3	L Bowles	2.0	15-Mar-22
1	J Lawson	N/A	N/A	N/A	3	E Doyle	2.0	27-Sep-22
1	J Thompson	N/A	N/A	N/A	3	JJ Hughes-Dowd	2.0	02-May-23
1	J Woodhouse	N/A	N/A	N/A	6	J Lawson	1.5	15-Mar-22
1	JJ Hughes-Dowd	N/A	N/A	N/A	6	H Smith	1.5	27-Sep-22
1	L Bowles	N/A	N/A	N/A	6	E Woodhouse	1.5	17-Oct-23
1	T Stevenson	N/A	N/A	N/A	9	J Woodhouse	1.0	17-Oct-23

Zandvoort Best Off Chart 2 - F1

Qualifying					Fastest Laps					Race Laps				
Pos	Adult	Laps	MPH	Date	Pos	Adult	Time	MPH	Date	Pos	Adult	Laps	MPH	Date
1	A Smith (M)	51.3	9.570	27-Sep-22	1	S Goodlip (M)	5.85	11.480	17-Oct-23	1	P Rees (M)	26.7	9.962	27-Sep-22
2	L Pateman	50.0	9.328	17-Oct-23	2	L Pateman	5.90	11.383	17-Oct-23	1	A Smith (M)	26.7	9.962	27-Sep-22
3	C Bowles	49.1	9.160	27-Sep-22	3	A Smith (M)	6.22	10.797	02-May-23	3	S Goodlip (M)	26.5	9.887	17-Oct-23
4	S Goodlip (M)	48.6	9.066	02-May-23	4	C Bowles	6.37	10.543	02-May-23	4	A Turnbull	26.1	9.738	27-Sep-22
5	A Turnbull	48.1	8.973	27-Sep-22	5	A Turnbull	6.43	10.445	27-Sep-22	5	L Pateman	25.8	9.626	02-May-23
6	P Rees (M)	46.9	8.749	15-Mar-22	5	G Peach (M)	6.43	10.445	17-Oct-23	6	R Litherland	25.4	9.477	17-Oct-23
7	N Sismey (M)	46.8	8.731	27-Sep-22	7	P Rees (M)	6.48	10.364	02-May-23	7	C Bowles	25.3	9.440	15-Mar-22
8	A Holliday	44.1	4.113	17-Oct-23	8	N Sismey (M)	6.61	10.160	15-Mar-22	8	N Sismey (M)	24.8	9.253	27-Sep-22
9	G Peach (M)	43.9	8.190	17-Oct-23	9	R Litherland	6.70	10.024	17-Oct-23	8	G Peach (M)	24.8	9.253	02-May-23
10	R Litherland	43.8	8.171	17-Oct-23	10	D Garbett (M)	6.80	9.876	15-Mar-22	10	L Smith	22.7	8.470	27-Sep-22
11	S Gray (M)	42.8	7.984	17-Oct-23	11	D Edwards	6.82	9.847	15-Mar-22	11	L Edwards	22.5	8.395	15-Mar-22
12	D Garbett (M)	42.6	7.947	15-Mar-22	12	JJ Hughes-Dowd	6.84	9.819	02-May-23	12	S Gray (M)	22.4	8.358	17-Oct-23
13	D Hughes-Dowd	42.0	3.918	17-Oct-23	13	S Gray (M)	6.87	9.776	15-Mar-22	12	A Holliday	22.4	8.358	17-Oct-23
14	D Turnbull	41.5	7.742	27-Sep-22	14	D Turnbull	6.96	9.649	03-May-23	14	JJ Hughes-Dowd	22.3	8.320	02-May-23
15	L Blacker	41.2	7.686	17-Oct-23	15	L Blacker	7.00	9.594	15-Mar-22	15	D Turnbull	22.2	8.283	15-Mar-22
16	D Edwards	40.9	7.630	15-Mar-22	16	D Hughes-Dowd	7.08	9.486	17-Oct-23	15	L Blacker	22.2	8.283	02-May-23
17	A Woodhouse	40.5	3.778	17-Oct-23	17	L Smith	7.15	9.393	15-Mar-22	17	D Garbett (M)	21.8	8.134	15-Mar-22
18	D Latham	40.0	3.731	17-Oct-23	18	C Cooper	7.18	9.354	15-Mar-22	18	A Woodhouse	21.5	8.022	17-Oct-23
19	M Dutson	39.3	7.332	27-Sep-22	19	D Latham	7.30	9.200	17-Oct-23	18	D Latham	21.5	8.022	17-Oct-23
20	JJ Hughes-Dowd	38.9	3.628	02-May-23	20	J Lamb	7.31	9.187	15-Mar-22	20	D Edwards	21.3	7.947	15-Mar-22
21	A Stevenson	38.5	3.591	17-Oct-23	21	A Holliday	7.34	9.150	17-Oct-23	20	D Hughes-Dowd	21.3	7.947	17-Oct-23
22	L Smith	38.1	7.108	27-Sep-22	22	H Smith	7.36	9.125	02-May-23	22	A Stevenson	20.7	7.723	17-Oct-23
23	L Edwards	37.3	6.958	15-Mar-22	23	M Dutson	7.46	9.003	27-Sep-22	23	M Dutson	20.3	7.574	27-Sep-22
24	C Cooper	36.7	6.846	15-Mar-22	24	L Edwards	7.47	8.991	15-Mar-22	24	J Lamb	19.6	7.313	15-Mar-22
25	S Smith	36.5	3.405	02-May-23	25	H Smith	7.52	8.931	27-Sep-22	25	H Smith	19.5	7.276	27-Sep-22
26	J Lamb	36.2	6.753	15-Mar-22	26	A Stevenson	7.60	8.837	17-Oct-23	26	C Cooper	19.4	7.238	15-Mar-22
27	R Lawson	35.4	6.604	15-Mar-22	27	J Lawson	7.64	8.790	27-Sep-22	27	J Lawson	19.3	7.201	27-Sep-22
28	H Smith	35.1	3.274	02-May-23	28	R Lawson	7.72	8.699	15-Mar-22	28	R Lawson	18.6	6.940	15-Mar-22
29	A Thompson	34.8	6.492	02-May-23	29	A Woodhouse	7.73	8.688	17-Oct-23	29	S Smith	18.5	6.902	02-May-23
30	J Lawson	34.1	6.361	27-Sep-22	30	A Thompson	7.79	8.621	15-Mar-22	30	H Smith	18.3	6.828	02-May-23
31	H Smith	34.0	6.343	27-Sep-22	31	S Smith	8.00	8.395	02-May-23	31	A Thompson	17.5	6.529	02-May-23
Pos	Junior	Laps	MPH	Date	Pos	Junior	Time	MPH	Date	Pos	Junior	Laps	MPH	Date
1	JJ Hughes-Dowd	46.6	8.693	17-Oct-23	1	L Bowles	6.72	9.994	02-May-23	1	JJ Hughes-Dowd	24.6	9.178	17-Oct-23
2	L Bowles	41.0	7.649	17-Oct-23	2	JJ Hughes-Dowd	6.77	9.920	17-Oct-23	2	L Bowles	21.1	7.873	02-May-23
3	H Smith	35.1	6.548	02-May-23	3	H Smith	7.36	9.125	02-May-23	3	E Doyle	20.3	7.574	27-Sep-22
4	J Thompson	33.5	6.250	15-Mar-22	4	J Lawson	7.74	8.677	15-Mar-22	4	H Smith	18.3	6.828	02-May-23
4	T Stevenson	33.5	3.125	17-Oct-23	5	J Thompson	7.76	8.655	02-May-23	5	J Thompson	18.1	6.753	15-Mar-22
4	J Woodhouse	33.5	3.125	17-Oct-23	6	E Doyle	7.98	8.416	27-Sep-22	6	J Woodhouse	17.4	6.492	17-Oct-23
7	J Lawson	32.8	6.119	27-Sep-22	7	J Woodhouse	8.20	8.190	17-Oct-23	7	J Lawson	17.1	6.380	27-Sep-22
8	E Doyle	30.0	5.597	27-Sep-22	8	T Stevenson	8.65	7.764	17-Oct-23	8	T Stevenson	16.2	6.044	02-May-23
9	E Woodhouse	23.5	2.192	17-Oct-23	9	E Woodhouse	9.00	7.462	17-Oct-23	9	E Woodhouse	14.0	5.223	17-Oct-23



Zandvoort Best Off Chart 3 - GC

Qualifying					Fastest Laps					Race Laps				
Pos	Adult	Laps	MPH	Date	Pos	Adult	Time	MPH	Date	Pos	Adult	Laps	MPH	Date
1	A Smith (M)	71.9	13.413	17-Oct-23	1	A Smith (M)	4.33	15.510	17-Oct-23	1	A Smith (M)	39.2	14.626	17-Oct-23
2	L Pateman	66.8	12.462	02-May-23	2	L Pateman	4.67	14.381	15-Mar-22	2	L Pateman	35.3	13.171	02-May-23
3	S Goodlip (M)	62.0	11.566	02-May-23	3	R Litherland	4.72	14.229	17-Oct-23	3	S Goodlip (M)	33.9	12.648	17-Oct-23
4	C Bowles	60.6	11.305	02-May-23	4	S Goodlip (M)	4.87	13.790	17-Oct-23	4	R Litherland	33.5	12.499	17-Oct-23
5	N Sismey (M)	59.4	11.081	27-Sep-22	5	G Peach (M)	5.10	13.168	17-Oct-23	5	N Sismey (M)	31.8	11.865	27-Sep-22
6	A Turnbull	58.7	10.951	15-Mar-22	6	C Bowles	5.14	13.066	27-Sep-22	6	G Peach (M)	31.5	11.753	17-Oct-23
7	R Litherland	58.3	10.876	17-Oct-23	7	L Smith	5.25	12.792	27-Sep-22	7	A Turnbull	31.1	11.604	15-Mar-22
8	P Rees (M)	57.2	10.671	17-Oct-23	8	A Turnbull	5.29	12.695	02-May-23	7	C Bowles	31.1	11.604	02-May-23
9	L Blacker	56.0	10.447	17-Oct-23	9	P Rees (M)	5.32	12.624	17-Oct-23	9	P Rees (M)	30.7	11.454	17-Oct-23
10	D Garbett (M)	55.8	10.410	15-Mar-22	10	N Sismey (M)	5.33	12.600	27-Sep-22	10	L Smith	30.6	11.417	27-Sep-22
11	G Peach (M)	55.6	10.372	15-Mar-22	11	L Blacker	5.36	12.530	02-May-23	11	L Blacker	30.3	11.305	17-Oct-23
12	D Turnbull	51.8	9.663	02-May-23	12	D Garbett (M)	5.59	12.014	15-Mar-22	12	D Garbett (M)	28.5	10.634	15-Mar-22
13	L Smith	50.9	9.496	15-Mar-22	12	JJ Hughes-Dowd	5.59	12.014	02-May-23	13	D Hughes-Dowd	28.4	10.596	17-Oct-23
14	A Stevenson	48.4	4.515	02-May-23	14	J Lawson	5.68	11.824	27-Sep-22	14	D Turnbull	27.8	10.372	27-Sep-22
15	JJ Hughes-Dowd	48.3	4.505	02-May-23	15	D Turnbull	5.73	11.721	02-May-23	15	J Lamb	27.5	10.260	15-Mar-22
16	S Gray (M)	46.7	8.712	17-Oct-23	15	D Hughes-Dowd	5.73	11.721	17-Oct-23	16	C Cooper	27.3	10.186	15-Mar-22
17	C Cooper	46.6	8.693	15-Mar-22	17	J Lamb	5.74	11.700	15-Mar-22	17	JJ Hughes-Dowd	26.7	9.962	02-May-23
17	J Lawson	46.6	8.693	27-Sep-22	18	D Edwards	5.76	11.660	15-Mar-22	18	S Gray (M)	26.5	9.887	17-Oct-23
19	D Hughes-Dowd	46.0	4.291	17-Oct-23	19	C Cooper	5.77	11.639	15-Mar-22	19	D Edwards	26.2	9.775	15-Mar-22
20	A Thompson	45.6	8.507	02-May-23	20	H Smith	5.94	11.306	27-Sep-22	20	J Lawson	26.1	9.738	27-Sep-22
21	R Lawson	45.0	8.395	27-Sep-22	21	A Stevenson	5.96	11.268	17-Oct-23	21	H Smith	25.8	9.626	27-Sep-22
22	H Smith	44.5	4.151	02-May-23	22	A Thompson	5.97	11.249	02-May-23	22	H Smith	25.7	9.589	02-May-23
23	S Smith	43.4	4.048	02-May-23	23	S Gray (M)	6.07	11.064	17-Oct-23	22	A Stevenson	25.7	9.589	02-May-23
24	L Edwards	43.2	8.059	15-Mar-22	24	R Lawson	6.08	11.046	27-Sep-22	24	R Lawson	25.5	9.514	27-Sep-22
25	D Edwards	43.0	8.022	15-Mar-22	25	A Woodhouse	6.23	10.780	17-Oct-23	25	S Smith	24.8	9.253	27-Sep-22
26	A Woodhouse	42.7	7.966	17-Oct-23	25	D Latham	6.23	10.780	17-Oct-23	26	D Latham	24.5	9.141	17-Oct-23
27	A Holliday	42.5	7.929	17-Oct-23	27	H Smith	6.32	10.626	02-May-23	27	A Thompson	23.5	8.768	02-May-23
28	H Smith	39.5	7.369	27-Sep-22	28	S Smith	6.34	10.593	02-May-23	27	A Holliday	23.5	8.768	17-Oct-23
29	J Lamb	38.6	7.201	15-Mar-22	29	M Dutson	6.40	10.494	15-Mar-22	29	L Edwards	23.4	8.731	15-Mar-22
30	D Latham	38.5	7.182	17-Oct-23	30	A Holliday	6.53	10.285	17-Oct-23	30	A Woodhouse	22.7	8.470	17-Oct-23
31	M Dutson	31.1	5.802	27-Sep-22	31	L Edwards	6.84	9.819	15-Mar-22	31	M Dutson	21.3	7.947	27-Sep-22

Pos	Junior	Laps	MPH	Date	Pos	Junior	Time	MPH	Date	Pos	Junior	Laps	MPH	Date
1	L Bowles	50.8	9.477	02-May-23	1	J Lawson	5.63	11.929	27-Sep-22	1	L Bowles	27.0	10.074	02-May-23
2	JJ Hughes-Dowd	48.3	9.011	02-May-23	2	L Bowles	5.69	11.803	27-Sep-22	2	J Lawson	26.2	9.775	27-Sep-22
3	J Lawson	44.8	8.358	27-Sep-22	3	JJ Hughes-Dowd	5.73	11.721	17-Oct-23	3	JJ Hughes-Dowd	24.9	9.290	17-Oct-23
4	H Smith	44.5	8.302	02-May-23	4	H Smith	6.12	10.974	27-Sep-22	4	J Thompson	24.1	8.992	02-May-23
5	J Thompson	41.0	7.649	02-May-23	5	J Thompson	6.33	10.610	02-May-23	5	H Smith	23.1	8.619	02-May-23
6	J Woodhouse	38.1	3.554	17-Oct-23	6	J Woodhouse	6.48	10.364	17-Oct-23	5	J Woodhouse	23.1	8.619	17-Oct-23
7	T Stevenson	33.4	3.115	17-Oct-23	7	E Woodhouse	7.61	8.825	17-Oct-23	7	T Stevenson	19.7	7.350	17-Oct-23
8	E Woodhouse	24.9	2.323	17-Oct-23	8	T Stevenson	7.62	8.814	17-Oct-23	8	E Doyle	14.6	5.447	27-Sep-22
9	E Doyle	16.7	3.115	27-Sep-22	9	E Doyle	8.20	8.190	27-Sep-22	8	E Woodhouse	14.6	5.447	17-Oct-23



Visit dhorc.co.uk or Find us on **facebook**

Derby HO Racing Club **f**
www.dhorc.co.uk

dhorc
Home of HO Le Mans

TOMY AFX
TYCO

Club Night

R&R

Rules & Regulations 2024



Derby HO Racing Club **f** www.dhorc.co.uk

dhorc
Home of HO Le Mans

TOMY AFX
TYCO

Derby HO Racing Club **f** www.dhorc.co.uk

dhorc
Home of HO Le Mans

Carrera
DIGITAL

<https://www.dhorc.co.uk/images/ruleimages/RR24.pdf>



LEXAN BODY CATALOGUE

Legends

SWB = 38mm (1.5")
between axle centres

LWB = 41mm (1.6")
between axle centres



AC Cobra
Convertible
LWB



Acura NSX
GT3 2017
LWB
30mm Clip



Alfa Romeo 155
Touring Car
LWB
29mm Clip



Alfa Romeo
BTCC
LWB
30mm Clip



Alfa Romeo
TZ3 Corsa
SWB
29mm Clip



Aston Martin
Vantage GT3
LWB



Audi
R8LMS GT3
LWB



Audi S3
BTCC
LWB
27mm Clip



Austin
Mini Cooper
SWB
28mm Clip



Bentley
Continental GT3
LWB
30mm Clip














BMW
320i Turbo Grp5
SWB
27mm Clip



BMW 1 Series
BTCC
LWB
29mm Clip








































BMW
M1
SWB
30mm Clip
















			
BMW M3 GT2 LWB 27mm Clip	BMW Z4 GT3 LWB	BMW Z8 Convertible LWB 30mm Clip	Bugatti EB110 SWB 32mm Clip
			
Bugatti Veyron LWB 31mm Clip			
			
Chevrolet Nastruck LWB 30mm Clip	Chevron B19 SWB or LWB 29mm Clip	Corvette C5r GT SWB 30mm Clip	Corvette C7r GT 2017 LWB 31mm Clip
			
Corvette C8r GT3 LWB	Corvette Daytona Prototype SWB 30mm Clip	Corvette 1969 Stingray SWB 30mm Clip	
			
Datsun 240Z SWB 27mm Clip	Datsun Fairlady 2000 LWB 26mm Clip	Dodge Challenger LWB 31mm Clip	

			
Ferrari 250 gt Berlinetta Lusso SWB 30mm Clip	Ferrari 250 GTO LWB 29mm Clip	Ferrari 308 GTb LWB 28mm Clip	Ferrari 365 GTb Daytona SWB 28mm Clip
			
Ferrari 488 Gte LWB 29mm Clip	Ferrari 512 LM SWB or LWB 29mm Clip	Ferrari 575 GTc LWB 30mm Clip	Ferrari 612 Can-Am SWB 32mm Clip
			
Ferrari F40 SWB 32mm Clip	Ferrari Testarossa SWB 32mm Clip	Ford Capri SWB 30mm Clip	Ford Escort SWB 29mm Clip
			
Ford Custom Van LWB 30mm Clip	Ford Focus RS BTCC LWB 29mm Clip	Ford 2006 GT LWB 29mm Clip	Ford 2016 GT LWB Body Pins Only
			
Ford GT40 SWB 29mm Clip	Ford 2005 Mustang LWB 27mm Clip		

			
Honda Civic BTCC LWB 28mm Clip	Honda Integra LWB 28mm Clip	Honda S2000 SWB 26mm Clip	
			
Jaguar D Type LWB 30mm Clip	Jaguar XJ 220 LWB 32mm Clip	Jaguar XJR 5 (Grp 44) SWB 32mm Clip	Jaguar XJR 9 (Grp C) SWB or LWB 33mm Clip
			
Jaguar XKR GT3 LWB 30mm Clip			Koenigsegg CCX LWB 30mm Clip
			
Lamborghini Contach SWB 29mm Clip	Lamborghini Huracan GT3 LWB 32mm Clip	Lamborghini Miura Concept LWB 30mm Clip	Lamborghini Miura Jota SWB 28mm Clip
			
Lancia LC2 SWB 31mm Clip	Lotus Elise LWB 27mm Clip	Lotus Espirit LWB	Lotus Europa LWB 31mm Clip

			
Matchbox Hi-Tailer LWB 33mm Clip	Mazda 787b (Grp C) LWB 30mm Clip	Mazda RX7 SWB 27mm Clip	McLaren F1 GTr LWB
			
McLaren MP4 12C GT3 LWB 28mm Clip	Mercedes Gullwing 300SL SWB	Mercedes 300SLR LWB	Mercedes CLK GTB LWB 30mm Clip
			
Mercedes DTM Car LWB 30mm Clip	MG 6GT BTCC LWB 28mm Clip	Mini Mini Cooper LWB 27mm Clip	Morris Minor LWB 27mm Clip
			
Mustang 1967 GT 500 SWB 30mm Clip	Mustang Mach 1 SWB 30mm Clip		
			
Nascar SWB 32mm Clip	Nissan 300ZX SWB 31mm Clip	Nissan March 86G Gtp SWB or LWB 30mm Clip	Nissan R390 GT LWB 32mm Clip

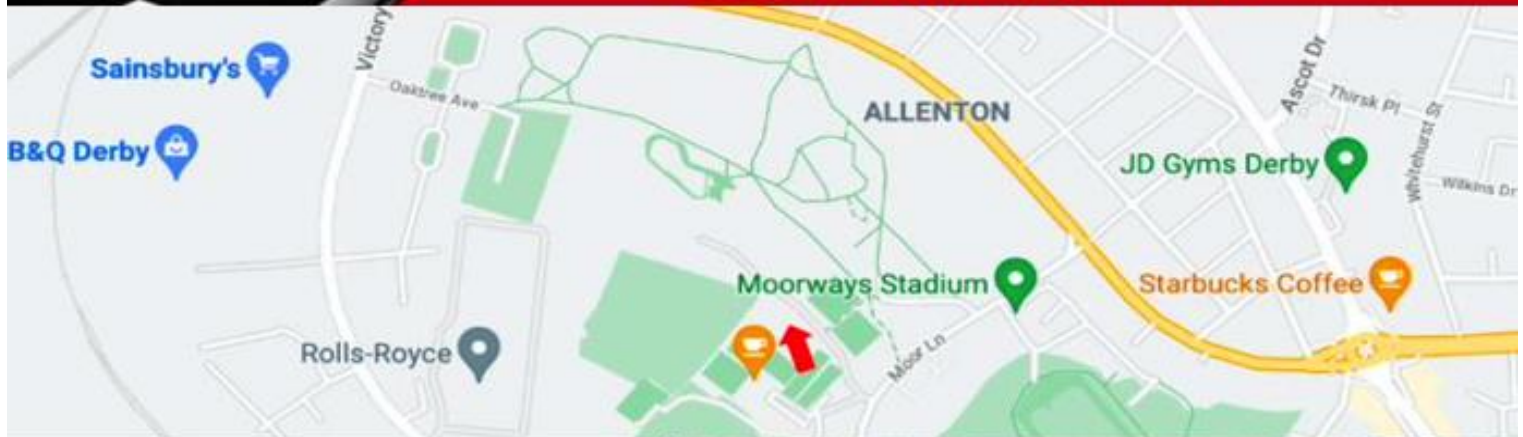
			
Nissan 1989 R89C LWB 32mm Clip	Nissan 1977 Skyline GT-R LWB 27mm Clip	Nissan R32 Skyline SWB 30mm Clip	Nissan Grp C SWB 32mm Clip
			
Pagani Huayra LWB 29mm Clip	Pagini Zonda C12 LWB 30mm Clip	Panoz 1999 LMP-1 LWB 32mm Clip	Peugeot 905 Grp C SWB or LWB 31mm Clip
			
Pontiac 1977 Firebird LWB 30mm Clip	Porsche 908 SWB 29mm Clip	Porsche 910 LWB 32mm Clip	Porsche 911 GT3 SWB 27mm Clip
			
Porsche 911 Turbo RSR GT3 LWB 28mm Clip	Porsche 917 SWB or LWB 31mm Clip	Porsche 934 Turbo RSR SWB 26mm Clip	Porsche 935 Turbo SWB 28mm Clip
			
Porsche 956 Grp C SWB 31mm Clip	Porsche 959 SWB 29mm Clip	Porsche 962 Grp C LWB 32mm Clip	

			
Renault Clio Cup Car LWB 30mm Clip	Renault Clio V6 LWB 29mm Clip	Renault Megane Trophy LWB 30mm Clip	Renault RS01 GT LWB 28mm Clip
			
Saleen S7 LWB	Sauber Mercedes C11 Grp C SWB or LWB 32mm Clip	Shadow MK 11a LWB 31mm Clip	Shelby Cobra Daytona Coupe SWB 31mm Clip
			
Subaru Levorg BTCC LWB 28mm Clip			
			
Toyota 88C-V Grp C SWB or LWB 32mm Clip	Toyota GT-One LWB	Triumph TR7 LWB 28mm Clip	TVR Sagaris LWB
			
Wiesmann GT MF5 SWB or LWB			Zakspeed Grp 5 Capri SWB or LWB 30mm Clip

Where is DHORC?



www.dhorc.co.uk



Derby Leisure & Events
Moor Lane, Allenton,
Derby, DE24 9HY

Nick Sismey
sismey@hotmail.co.uk
07984339192