

Visit dhorc.co.uk or Find us on **facebook**

Derby HO Racing Club 

www.dhorc.co.uk

dhorc

Home of HO Le Mans

TOMY AFX
TYCO

Club Night

7 2 1

Round 02

Miami – GC

07Jan25

Losing control in Miami!



ADULTS

- 01 A SMITH
- 02 C BOWLES
- 03 S GOODLIP

JUNIORS

- 01 JJ HUGHES-DOWD
- 02 JT HUGHES-DOWD
- 03 J WOODHOUSE

This Week: Holiday Break - Facebook Followers - Bring in from the cold





About:



History and Key Facts

HO Club founded on 7 July 1992

- DHORC: Derby HO Racing Club ("HO" Is The Scale = 1/64th)
- Tenant at Great Northern Classics, open to all!
- Home of world famous international Le Mans 24 Hour race.
- Smaller scale version of Scalextric, once set up works all night!
- Four and Eight lane circuits
- Computerised timing
- Statistics for every meeting and every member since July 1992
- Over 20 race meetings each year
- 50+ circuit designs, up to 567 feet in length
- Eight-lane routed DHORCingham oval
- Two car categories – Tyco open wheel (F1)
 - Tomy SGP, BSRT, VSR enclosed wheel (GC)



Carrera Digital Club 1st race 18 January 2022

- 1/32nd Carrera Digital GT Cars
- 15 Evenings a year, minimum 3x15-minute races per driver per evening.
- 13 circuits, including 2 Sprint circuits
- Full computerised timing and stats through SmartRace App



The Club Nights and Magazine Coverage

HO

- Racing starts between 18:45 and 19:00 hours – Finished by 21:30 hours
- Minimum of four 3-minute qualifying races & up to two Finals (F1 & GC) for each member
- Championship points for all members
- Magazine produced for every meeting covering every member & track statistic

Carrera Digital

- Racing starts between 18:00 and 18:15 hours – Finished by 21:30 hours
- Magazine produced after each evening
- Championship points for all members

- Rules & regulations booklet covering all the DHORC rules produced each year
- Great family atmosphere, a help-all culture

Membership Fees, Car Costs and Prizes

- Adult £40 and junior (under 16) £20 for HO & Carrera, £50/£25 combined
- Only £50 Total expenditure for two cars HO Cars, £65 one Carrera
- All cars and spares can be bought at club
- Adult, Masters (over 56), Junior (16 & under) HO Championships
- Adult & 70+ Carrera Championships





Editorial 721



Phil Rees is back! Well to be honest he never left. While DHORC 719, the last Club Night of 2024, was to be the last regular HO Club Night he would attend it all went wrong on 02Jan25 when I stepped on some black ice while “enjoying” my other passion, Bird Watching!

To cut a long story short I broke my lower tibia in several places and therefore asked Phil if he would mind coming out of semi-retirement before he ever went in! He kindly agreed. Page 5.

The good news is I don't need an operation; I just need to wear the boot for six weeks but of course cannot drive! Therefore crutches and a very nice wheelchair, colour coded to my, car that a friend lent me, are my best friends at present!



Other issues effected by the cold weather we believe were the Tomy Timers on Tuesday. Leaving them in our cupboards in the stairwell, which isn't heated, seemed to be the reason the Red Lane kept on counting multi laps. As you can see, with the help of **Steve Whittaker**, on Page 11 we have moved them to a better environment.

Congratulations to **Angus Smith** for taking the GC Adults, **Phil Rees** and **Simon Goodlip** the Masters and **JJ Hughes-Dowd** the Juniors in our second race of the year.

Nick Sismey



Front Cover: “Let's get this party started” thinks Early Parents Final winner Mike Graham!

Derby HO Racing Club		Committee...2025		Derby HO Racing Club	
www.dhorc.co.uk				www.dhorc.co.uk	
Chairman / Treasurer	Nick Sismey	M 07984 339 192		sismey80@hotmail.co.uk	
Vice Chairman	Phil Rees	M 07912 378 652		dhorcman.p.r@ntlworld.com	
Secretary	Laura Edwards	M 07501 217 254		laurabubbles07@hotmail.co.uk	
CD Spares	Stuart Gray	M 07874 253 955		stuartcgray7@btinternet.com	
HO Spares + HO & CD Race Control	Lewis Blacker	M 07713 059 906		lewisjayblacker@outlook.com	
HO Race Control	Dan Turnbull	M 07751 302 255		danielturnbull@btinternet.com	
HO Race Control & YouTube	Dan Hughes-Dowd	M 07568 480 438		dthd1984@gmail.com	
HO & CD Race Control	Liam Smith	M 07477 698 158		liam-smith-93@hotmail.co.uk	
Carrera Digital Race Control	Dean Garbett	M 07964 854 084		garbettd@sky.com	
HO Carrera Digital Scrutineer	Angus Smith	M 07591 813 431		angus@angussmith500.plus.com	
HO Carrera Digital Scrutineer	Simon Goodlip	M 07803 551708		simon.goodlip@sky.com	
Carrera Digital	Steve White	M 07859 999 480		wslotcarsteve@gmail.com	

THIS SLOT CAR MAGAZINE IS PUBLISHED AND COPYRIGHT 2025 BY DHORC, AND NO PORTION MAY BE REPRODUCED OR TRANSMITTED WITHOUT WRITTEN PERMISSION, AND MAY CONTAIN ARTICLES AND GRAPHICS REPRINTED WITH THE PERMISSION OF THE ORIGINAL COPYRIGHT HOLDER, WHO RETAINS ALL RIGHTS,

Contents.....721

Page	Details
003	Editorial
004	Contents
005	News & Views Including..... 1. Acknowledgements 2. Thank you for preventing a "break" in proceedings 3. Facebook Followers continue to increase! 4. Rules & Regulations 2025 5. Too cold for our Tomy Timer! 6. Ten more Viper chassis
006	2025 Calendar
008	2025 Winners & Continuous Club Night Attendance Records
010	DHRC Official Clothing
012	Slot Cars & Spares
014	Razorlite Lexans HO
015	Race Report – Miami GC – 07 January 2025 - Round 02 of 36 Including..... Page 25 - Race Results Page 31 - Best Results Page 35 - Championship Tables
041	Members' Statistics
055	Next Circuit - Interlagos – 28 January 2025 - Rounds 03 & 04 of 36
062	Rules and Regulations
063	Razorlite Lexans HO Catalogue



SLOT CARSDIRECT
UK's HO 1/64th Slot Car Specialist
We specialize in Tomy AFX, Viper Scale Racing
and Bulldog Racing Products.

AFX
RACING

Viper Scale Racing

News & Views.....721

1. Acknowledgements for DHORC 721

Phil Rees	Parc Ferme & everything else	Macaully Dutson	Marshalling & Locking Up
Angus Smith	Setting Up and Marshalling	Liam Smith	Marshalling & PA
John Lamb	Setting Up	Reuben Litherland	Marshalling & PA
Stuart Gray	Setting Up	JJ Hughes-Dowd	Marshalling
Leo Sismey	Setting Up	Chris Bowles	Marshalling & PA
Dan Turnbull	Race Control & Packing Away	Lee Pateman	Marshalling & PA
Dan Hughes-Dowd	Marshalling & YouTube	JT Hughes-Dowd	Marshalling
Mike Graham	Marshalling	Jimmy Graham	Marshalling
Andrew Woodhouse	Marshalling	Jenson Woodhouse	Marshalling
Alan Stevenson	Marshalling	Timmy Stevenson	Marshalling
Simon Goodlip	Parc Ferme, Marshalling & PA	Luca Whittaker	Marshalling
Lewis Blacker	Parc Ferme, RC, Spares & PA	Denis Latham	Marshalling & PA
Gracie Blake	Marshalling	Colin Blake	Marshalling

2. Thank you for preventing a “break” in proceedings

Thank you all so much in doubling up your efforts in supporting DHORC after I broke my lower tibia on 02Jan25 on black ice while following my other passion, bird watching!



With thanks to **Stuart Gray, John Lamb, Leo Sismey** and **Angus Smith** we had four setting up with a little help from me sticking down barriers etc from my crutches and wheelchair! **Phil Rees** also kindly came straight out of HO retirement to help with the Evening and will continue to do so until I'm fully mobile again. Thank you Phil.

Apologies for the few hiccups we had with the timing which meant we went on a little later than normal. We already have plans to sort that. Thank you to all for packing away so quickly and to **Macaully Dutson** helping to lock up the site after the Club Night in treacherously icy conditions.

Derby HO Racing Club		HO Calendar 2025			Derby HO Racing Club	
Day	Date	Location	Rounds	Track		
Tuesday	07-Jan	Conference Room	1 (F1) 2 (GC)	Miami		
Tuesday	28-Jan	Conference Room	3 (F1) 4 (GC)	Interlagos		
Sat/Sun	08/09Feb	Mezzanine / Café Miura	Corporate 01	Italian Day		
Tuesday	18-Feb	Conference Room	5 (F1) 6 (GC)	Cadwell Park		
Wednesday	19-Feb	Conference Room	Corporate 02	Swadlincote Round Table		
Sunday	23-Feb	The Yard, Dolomite Brewery	Corporate 03	Birthday Party		
Tuesday	11-Mar	Mezzanine / Café Miura	7 (F1) 8 (GC)	Monaco (New)		
Tuesday	01-Apr	Conference Room	9 (F1) 10 (GC)	Long Beach		
Tuesday	29-Apr	Conference Room	11 (F1) 12 (GC)	Zandvoort		
Sat/Sun	03/04May	Donington Park	Corporate 04	Donington Historic Festival		
Tuesday	13-May	Conference Room	13 (F1) 14 (GC)	Nashville		
Tuesday	03-Jun	Conference Room	15 (F1) 16 (GC)	Dijon-Prenois		
Tuesday	24-Jun	Conference Room	17 (F1) 18 (GC)	Autodromo de Brasilia		
Tuesday	15-Jul	Conference Room	19 (F1) 20 (GC)	Jacarepagua		
Tuesday	22-Jul	Mezzanine / Café Miura	21 (F1) 22 (GC)	DHORC Ingham Oval		
			23 (F1) 24 (GC)			
Sat/Sun	02/03Aug	Mallory Park	Corporate 05	RSOC National Day		
Tuesday	05-Aug	Conference Room	25 (F1) 26 (GC)	Florano		
Sat/Sun	09/10Aug	Donington Park	Corporate 06	Convoy in the Park		
Tuesday	23-Sep	Conference Room	27 (F1) 28 (GC)	Jarama		
Tuesday	30-Sep	Conference Room	29 (F1) 30 (GC)	Pukekohe Park		
Tuesday	21-Oct	Conference Room	31 (F1) 32 (GC)	Misano		
Tuesday	11-Nov	Conference Room	33 (F1) 34 (GC)	Trois-Rivieres		
Tuesday	18-Nov	Café Miura		AGM		
Tuesday	25-Nov	Conference Room	35 (F1) 36 (GC)	Watkins Glen		

Derby HO Racing Club		CD Calendar 2025			Carrera DIGITAL	
Day	Date	Location	Rounds	Track		
Tuesday	14-Jan	Conference Room	Test Night	Mugello (New)		
Tuesday	21-Jan	Conference Room	1 2 3	Mugello		
Friday	07-Feb	Mezzanine / Café Miura	4 5	Monza		
Saturday	08-Feb	Mezzanine / Café Miura	6 7 8 9	Monza		
Tuesday	11-Feb	Conference Room	10 11 12	Daytona		
Tuesday	25-Feb	Conference Room	Test Night	Mount Panorama (New)		
Tuesday	18-Mar	Conference Room	13 14 15	Mount Panorama		
Tuesday	08-Apr	Conference Room	16 17 18	Fuji		
Tuesday	06-May	Conference Room	Test Night	Okayama (New)		
Tuesday	27-May	Conference Room	19 20 21	Okayama		
Friday	06-Jun	Mezzanine / Café Miura	TN 22 23	Le Mans		
Saturday	07-Jun	Mezzanine / Café Miura	24 25 26 27	Le Mans		
Tuesday	17-Jun	Conference Room	28 29 30	Okayama		
Tuesday	08-Jul	Conference Room	31 32 33	Sakhir		
Tuesday	29-Jul	Conference Room	34 35 36	Mount Panorama		
Tuesday	19-Aug	Conference Room	Test Night	Circuit of the Americas (New)		
Tuesday	16-Sep	Conference Room	37 38 39	Circuit of the Americas		
Tuesday	14-Oct	Conference Room	40 41 42/43	Mugello <small>Sprint Races</small>		
Friday	24-Oct	Mezzanine / Café Miura	TN 44 45	Suzuka (New)		
Saturday	25-Oct	Mezzanine / Café Miura	46 47 48 49	Suzuka		
Tuesday	04-Nov	Conference Room	50 51 52/53	Circuit of the Americas <small>Sprint Races</small>		
Tuesday	18-Nov	Café Miura		AGM		
Tuesday	02-Dec	Conference Room	54 55 56	Luanda		

3. Facebook Followers continue to increase!

We surpassed 23,000 followers on 12Jan25 just as we were proof reading this magazine.

Derby HO Racing Club

dho

Carrera DIGITAL

TOMY AFX TYCO

23,000 Thank You's

facebook

23,000

23,000




Winners 2025







F1 Qualifies on Yellow & Red, F1 on Green & Blue Lanes


Day	Date	Rnd	Track	Final	Adults	Masters	Juniors	Early Parents
Tue	07-Jan	1	Miami	F1	C Bowles	S Goodlip / N Sismey	JJ Hughes-Dowd	A Woodhouse
Tue	07-Jan	2	Miami	GC	A Smith	S Goodlip / P Rees	JJ Hughes-Dowd (2)	M Graham
Tue	28-Jan	3	Interlagos	F1				
Tue	28-Jan	4	Interlagos	GC				
Tue	18-Feb	5	Cadwell Park	F1				
Tue	18-Feb	6	Cadwell Park	GC				
Tue	11-Mar	7	Monaco	F1				
Tue	11-Mar	8	Monaco	GC				
Tue	01-Apr	9	Long Beach	F1				
Tue	01-Apr	10	Long Beach	GC				
Tue	29-Apr	11	Zandvoort	F1				
Tue	29-Apr	12	Zandvoort	GC				
Tue	13-May	13	Nashville	F1				
Tue	13-May	14	Nashville	GC				
Tue	03-Jun	15	Dijon-Prenois	F1				
Tue	03-Jun	16	Dijon-Prenois	GC				
Tue	24-Jun	17	Brasilia	F1				
Tue	24-Jun	18	Brasilia	GC				
Tue	15-Jul	19	Jacarepagua	F1				
Tue	15-Jul	20	Jacarepagua	GC				
Tue	22-Jul	21	dhorcingham	F1				
Tue	22-Jul	22	dhorcingham	GC				
Tue	22-Jul	23	dhorcingham	F1				
Tue	22-Jul	24	dhorcingham	GC				
Tue	05-Aug	25	Fiorano	F1				
Tue	05-Aug	26	Fiorano	GC				
Tue	23-Sep	27	Jarama	F1				
Tue	23-Sep	28	Jarama	GC				
Tue	30-Sep	29	Pukekohe	F1				
Tue	30-Sep	30	Pukekohe	GC				
Tue	21-Oct	31	Misano	F1				
Tue	21-Oct	32	Misano	GC				
Tue	11-Nov	33	Trois-Rivieres	F1				
Tue	11-Nov	34	Trois-Rivieres	GC				
Tue	25-Nov	35	Watkins Glen	F1				
Tue	25-Nov	36	Watkins Glen	GC				




Race Winners



Adults	Masters	Juniors	Early Parents
			
Angus Smith	Phil / Simon	JJ Hughes-Dowd	Mike Graham
Adults	Masters	Juniors	Early Parents



Derby HO Racing Club  www.dhorc.co.uk
 Home of HO Le Mans TOMY / PK TYCO

Continuous Club Night Attendance Records

Members below have built up ten or more continuous Club Night attendances, including DHORC 720:-

Nick Sismey	270 Club Nights	Phil Rees	39	Andrew Woodhouse	24
Jenson Woodhouse	24	Lewis Blacker	22	Simon Goodlip	22
Mike Graham	14	Dan Hughes-Dowd	14	JJ Hughes-Dowd	14
JT Hughes-Dowd	14	Alan Stevenson	12	Timmy Stevenson	12
Angus Smith	10				

Record Club Night Attendance Phil Rees 704

Record Continuous Club Night Attendance Nick Sismey 270

Record Continuous Evening Attendance Nick Sismey 222

4. Rules & Regulations 2025

Our updated Rules & Regulations can be found here:-

<https://dhorc.co.uk/wp-content/uploads/2025/01/DHORC-Rules-Regs-2025.pdf>

Visit dhorc.co.uk or Find us on **facebook**

Derby HO Racing Club

dhorc

TOMY AFX TYCO Carrera DIGITAL

Club Night

R&R

Rules & Regulations 2025

Derby HO Racing Club www.dhorc.co.uk

dhorc

Home of HO Le Mans

TOMY AFX TYCO

Derby HO Racing Club www.dhorc.co.uk

dhorc

Home of HO Le Mans

Carrera DIGITAL

Derby HO Racing Club f www.dharc.co.uk
dharc
Home of HO Le Mans TOMY TYCO
07984 33032 jimmy80@hotmail.co.uk

Official Clothing

Derby HO Racing Club f www.dharc.co.uk
dharc
Home of HO Le Mans Carrera DIGITAL
07984 33032 jimmy80@hotmail.co.uk



Derby HO Racing Club f www.dharc.co.uk
dharc
Home of HO Le Mans TOMY TYCO
07984 33032 jimmy80@hotmail.co.uk

Polo Shirts

Derby HO Racing Club f www.dharc.co.uk
dharc
Home of HO Le Mans Carrera DIGITAL
07984 33032 jimmy80@hotmail.co.uk

Polo Shirts



Derby HO Racing Club f www.dharc.co.uk
dharc
Home of HO Le Mans TOMY TYCO
07984 33032 jimmy80@hotmail.co.uk

Hoodies

Derby HO Racing Club f www.dharc.co.uk
dharc
Home of HO Le Mans TOMY TYCO
07984 33032 jimmy80@hotmail.co.uk

Caps

Contact
Nick Sismey

5. Too cold for our Tomy Timers!



We believe the problems we had with Red Lane multi-counting on Tuesday night was down to the Tomy Timers being kept out in the cupboards in the stairwell where there is no heating. With the current freezing weather we looked for somewhere else to store them. Luckily there were drawers in the cabinets in the Conference Room that weren't being used so we were able to utilise those. Thanks to **Steve Whittaker** for helping with the move.

We will also buy new batteries in case that is an issue as well.





Slot Cars & Spares



Open Wheel (F1)

Body	£10.00	Bulkhead	£3.70
Chassis	£10.00	Armature	£5.60
Whole Car	£20.00	Crown/Pinion Gear	£2.50
Pickup Shoes (Pair)	£1.20	Rear Tyres (Pair)	£2.00
Pickup Springs	£0.82	Sponge (Pair)	£2.50
Pinion Gear	£1.50	Rear Axle with tyres	£4.50
Front Tyres (Pair)	£1.00	Guide Pins	£1.20
Front Axle	£2.00	Traction Magnets (Pair)	£2.00
Brush Springs (Pair)	£1.18	Brush Tubes (Pair)	£2.00
Brushes (Pair)	£1.70		
Motor Magnets (Pair)	£2.45		



Enclosed Wheel (GC)



VSR Chassis	£30.00
Painted Lexan Body	£10.00
Pickup Shoes (Pair)	£1.40
Pickup Springs	£0.52
#417 7T Delrin Pinion Gear	£1.38
Front Axle, Wheels and Tyres	£4.00
Rear Axle, Crown Gear & Tyres	£8.00
Rear Narrow Hubs (Pair)	£3.00
Viper Endbell	£7.45
Armature	£4.95
22T VSR Crown Gear	£2.08
Rear Tyres (Pair)	£2.50
Guide Pins	£2.25
VSR Pro Blank Chassis	£8.50

Please Note: The Spares box may carry more items than listed here.



Updated 22May24

6. Ten more Viper chassis.

With thanks to **Barry Johnson** at <https://slotcarsdirect.com/> we have 10 more Viper GC chassis. He kindly sold them to us at cost following shipping and import duty from the US at £42.25 each. Thanks to our Corporate events etc we continue to discount them down to £30 for Club Members. Thanks to Suzy for driving me and to Barry popping out to the car to do the transaction.





Visit our
Facebook Page
or the back of
this magazine



Clear plastic bodies to suit a variety of HO
chassis. Many not found elsewhere



Race Report



Round 02

Miami – GC

7th January 2025



Reigning Champion Angus Smith took the GC Adult win.

Round 1 **Miami International Autodrome (USA)** **Round 2**

Previous Results

	Adults	1st	2nd	3rd
DHRC 659 F1	10-Jan 2023 99'4"	L Pateman	A Smith	P Rees
DHRC 668 GC	27-Jun 2023 99'4"	A Smith	L Pateman	S Goodlip
DHRC 720 F1	07-Jan 2025 99'4"	C Bowles	A Smith	P Rees
DHRC 721 GC	07-Jan 2025 99'4"	A Smith	C Bowles	S Goodlip
	Juniors	1st	2nd	3rd
DHRC 659 F1	10-Jan 2023 99'4"	L Bowles	JJ Hughes-Dowd	H Smith
DHRC 668 GC	27-Jun 2023 99'4"	L Bowles	JJ Hughes-Dowd	J Woodhouse
DHRC 720 F1	07-Jan 2025 99'4"	JJ Hughes-Dowd	J Woodhouse	T Stevenson
DHRC 721 GC	07-Jan 2025 99'4"	JJ Hughes-Dowd	JT Hughes-Dowd	J Woodhouse

Circuit Records

Lap Length 99'4"

Qualifying

F1/GC	Driver	Date
F1	L Pateman	10Jan23
	103.0 Laps	
GC	C Bowles	07Jan25
	42.9 Laps	
GC	C Bowles	07Jan25
	57.3 Laps	

Fastest Laps

F1	Driver	Date
F1	L Pateman	10Jan23
	6.97 secs	
GC	S Goodlip	27Jun23
	5.28 secs	

Race Laps

F1	Driver	Date
F1	L Pateman	10Jan23
	23.5 Laps	
GC	S Goodlip	07Jan25
	31.6 Laps	

Final Points

3.5 Points	S Goodlip	10Jan23
	D Hughes-Dowd	10Jan23



DHRC 720 & 721



Dan Turnbull refuelling at Race Control



Reuben Litherland qualified straight into the 'A' taking 4th overall

Angus back at the top

'A' Final – Angus Smith started 2025 how he finished 2024 with a win. He took the F1 victory at Zandvoort while he was top of the GC proceedings at Miami. His 69th (1st) career win was also his 100th Final win. This followed his 79th (1st) Pole where he beat the earlier F1 winner **Chris Bowles** by 0.6 laps over the 6-minutes of Qualifying. Chris also gave the best chase of Angus in the 'A' but lost out by 0.8 laps in the last 3-minute race of the night. During Qualifying Angus set the most race laps (84th) of the night and the fastest lap (80th) to secure a maximum 50 points haul, as well as setting a new Pole record as this was the first time we had run double Finals at Miami. His perfect score took him ahead of Chris in the Championship.

Simon Goodlip broke free of the 'B' Final and challenged **Reuben Litherland** for third place. That almost went wrong towards the end with a big off but the gap to Reuben was still 0.6 laps as the power was finally switched off for the Evening. Simon's third place also gave him the lead in the Final Challenge.

Derby HO Racing Club f
www.dharc.co.uk
dharc
Home of HO Le Mans
TOMY
TYCO

Round 02 - ADULTS
Miami GC - USA
7th January 2025

TOMY	TYCO	dharc	TYCO	dharc
TYCO	dharc	TOMY	dharc	TOMY
dharc	TYCO	dharc	TYCO	TYCO
dharc	TOMY	dharc	dharc	dharc
TOMY	TOMY	dharc	dharc	dharc
TYCO	dharc	dharc	dharc	TOMY
dharc	dharc	dharc	dharc	TYCO
dharc	TYCO	dharc	dharc	dharc
dharc	TOMY	dharc	dharc	dharc

3rd Chris Bowles	1st Angus Smith	2nd Simon Goodlip
---------------------	--------------------	----------------------



Friends Macaully Dutson and Liam Smith



Lewis Blacker took his turn at Race Control with Dan keeping an eye on him!

'B' Final – **Lewis Blacker** saw Simon at his best in the 'B' as he was Simon's closest competitor and yet even he could only get to within 2.5 laps of him as he finished the night in fifth. **Phil Rees**, in his 704th Club Night, won through from the 'C' but in turn couldn't do anything about Lewis, the gap here being even greater at 3.4 laps.

That was nothing however compared to the gap between **Lee Pateman** and Phil, which was 8.7 laps. Lee had taken fifth on the grid and should have been Simon's biggest nemesis however car problems saw him only recording 14.3 laps, despite being just 0.01 seconds a lap slower than his friend, finishing in seventh.

'C' Final – **Nick Sismey** loved Green Lane in Qualifying so chose the same lane in the 'C'. Had he recorded the same number of laps he did in Qualifying he would have made the 'B' but he fell 1.5 laps short, despite lapping quicker, so losing out to Phil by 0.7 laps. Behind him was **Dan Turnbull** in ninth who held off 'D' Final winner **Liam Smith** by the small margin of 0.2 laps. This left Liam 0.5 points behind Simon in the Final Challenge with Nick and Phil another point back.

'D' Final – **Denis Latham** matched his F1 finishing position with 11th again, however just 0.1 laps more would have seen him possibly making the 'C' as that was the distance between him and Liam, who took tenth again. Another 3.6 laps back was **Macaully Dutson** in 12th with **Colin Blake** in 13th, again both matching their previous finishing positions.

'Early Parents' E' Final – **Mike Graham** celebrated his 30th Club Night and 90th three-minute race with a win in the second Early Parents' Final of the Evening beating **Dan Hughes-Dowd** by 1.2 laps and friend **Andrew Woodhouse**, who had taken back-to-back Poles, by 2.8 laps. Reigning Champion Andrew leads the Early Parents' Championship while **Alan Stevenson** joins Mike in the lead of the Wooden Spoon category.

MASTERS REPORT

Phil and Simon take Round 2

Simon matched his F1 win in GC and shared it with Phil this time, with Angus in third, Nick in fourth. Simon therefore takes the Championship lead.





Jimmy Graham won through from the 'B' Final to take 4th in the Junior 'A'



With 24 racers on the night there were plenty of marshals

JUNIOR REPORT

JJ makes it four in a row!

'A' Final – JJ Hughes-Dowd made it back-to-back wins to start 2025 in Miami like he finished 2024 in Zandvoort. It must be the sea air! However it very nearly wasn't the result he wanted as older brother JT Hughes-Dowd took Pole (7th) with a new track record, the fastest lap (7th) and most race laps (7th). In his 30th Junior start JT also lead the 'A' for a considerable amount of time before JJ burst into the lead to take his 35th (2nd) win by 0.2 laps!

While JJ and JT swapped their grid positions in the 'A' Jenson Woodhouse maintained his third place but three laps back with 'B' Final winner Jimmy Graham lapping quicker than Jenson but dropping back 2.8 laps in fourth. JJ, JT and Jimmy all lead the Final Challenge on 4.0 points.

Derby HO Racing Club f www.dhrc.co.uk
dherc
 Home of HO Le Mans TOMY TYCO

Round 02 - JUNIORS
Miami GC - USA
 7th January 2025

TOMY	TYCO	dherc	TYCO	BSRT	dherc	dherc
TYCO	BSRT	dherc	TOMY	BSRT	dherc	TOMY
dherc	dherc	TYCO	dherc	BSRT	dherc	TYCO
BSRT	TOMY	TYCO	TYCO	TOMY	dherc	BSRT
dherc	TOMY	TYCO	TYCO	TOMY	dherc	BSRT
TOMY	TYCO	dherc	TYCO	dherc	TOMY	dherc
TYCO	dherc	TYCO	TYCO	dherc	TOMY	TYCO
BSRT	TYCO	TYCO	TYCO	TOMY	dherc	BSRT
dherc	TOMY	TOMY	TOMY	dherc	BSRT	BSRT

2nd JT Hughes-Dowd
 1st JJ Hughes-Dowd
 3rd Jenson Woodhouse

'B' Final – Lucas Whittaker took his Man City coloured Porsche 917 to fifth, with Timmy Stevenson in sixth, 1.7 laps separating the two of them.

Tommy Tyco



Junior 'A' – Winner Jimmy, Timmy Stevenson (6th) and Luca Whittaker (5th)



Race Results



Who Came Where?

Who Scored What?



Junior 'A' – Jimmy (4th), Jenson Woodhouse (3rd), winner JJ Hughes-Dowd and JT Hughes-Dowd (2nd)



DERBY H:O RACING CLUB CHAMPIONSHIP RACE 721											
Miami GC - 07 January 2025 - Round 02											
MASTER POINTS TABLE (NM = NON MEMBER)											
QUALIFYING				FASTEST LAPS				POINTS TOTAL			
POS	ADULT	LAPS	PTS	POS	ADULT	TIME	MPH	POS	ADULT	LAPS	PTS
1	A Smith (M)	57.3	45	1	A Smith (M)	5.32	12.731	1	A Smith (M)	29.4	50
2	C Bowles	56.7	38	2	C Bowles	5.46	12.404	2	S Goodlip (M)	28.9	38
3	R Litherland	54.0	34	3	S Goodlip (M)	5.48	12.359	3	C Bowles	28.8	34
4	S Goodlip (M)	52.2	31	4	L Pateman	5.54	12.225	4	L Pateman	28.0	31
5	L Pateman	51.6	29	5	R Litherland	5.78	11.717	5	R Litherland	27.8	29
6	L Blaker	49.0	28	6	L Blaker	6.12	11.067	6	L Blaker	26.4	28
7	N Sismey (M)	48.6	27	7	N Sismey (M)	6.53	10.372	7	L Pateman	25.3	27
8	P Rees (M)	44.9	26	8	P Rees (M)	6.72	10.078	8	P Rees (M)	24.5	26
9	D Turnbull	44.2	25	9	L Smith	6.84	9.902	9	L Smith	22.7	25
10	D Latham	43.0	24	10	A Woodhouse	7.01	9.661	10	D Turnbull	22.6	24
11	L Smith	42.8	23	11	M Dutson	7.02	9.648	10	D Latham	22.6	23
12	A Woodhouse	41.9	22	12	D Turnbull	7.04	9.620	12	M Graham	22.4	22
13	M Graham	39.5	21	13	D Latham	7.07	9.579	13	A Woodhouse	21.0	21
14	D Hughes-Dowd	37.9	20	14	D Hughes-Dowd	7.12	9.512	13	D Hughes-Dowd	21.0	20
15	A Stevenson	37.1	19	15	M Graham	7.27	9.316	15	A Stevenson	20.0	19
16	M Dutson	33.9	18	16	A Stevenson	8.05	8.413	16	M Dutson	19.0	18
17	C Blake	30.2	17	17	C Blake	9.87	6.862	17	C Blake	15.8	17
18	G Blake (NM)	25.4	NM	18	G Blake (NM)	11.37	5.957	18	G Blake (NM)	13.2	NM
QUALIFYING				FASTEST LAPS				POINTS TOTAL			
POS	JUNIOR	LAPS	PTS	POS	JUNIOR	TIME	MPH	POS	JUNIOR	LAPS	PTS
1	JT Hughes-Dowd	44.2	45	1	JT Hughes-Dowd	6.98	9.703	1	JT Hughes-Dowd	22.6	45
2	JJ Hughes-Dowd	42.2	38	2	JJ Hughes-Dowd	7.12	9.512	2	JJ Hughes-Dowd	21.6	43
3	J Woodhouse	38.1	34	3	J Graham	7.74	8.750	3	J Woodhouse	19.1	34
4	T Stevenson	35.8	31	4	J Woodhouse	7.81	8.672	4	T Stevenson	18.1	31
5	J Graham	30.4	29	5	L Whittaker	8.11	8.351	5	J Graham	17.6	29
6	L Whittaker	28.0	28	6	T Stevenson	8.15	8.310	6	L Whittaker	16.5	28

Final Points

POS	ADULT	PTS
1	S Goodlip (M)	3.0
1	P Rees (M)	3.0
3	L Smith	2.5
4	A Smith (M)	2.0
4	M Graham	2.0
6	C Bowles	1.5
6	L Blaker	1.5
6	N Sismey (M)	1.5
6	D Latham	1.5
6	D Hughes-Dowd	1.5
11	D Turnbull	1.0
11	A Woodhouse	1.0
11	M Dutson	1.0
14	R Litherland	0.5
14	L Pateman	0.5
14	A Stevenson	0.5
14	C Blake	0.5
18	G Blake	NM

FINAL POINTS

POS	ADULT	PTS
1	J Graham	2.5
2	JJ Hughes-Dowd	2.0
3	JT Hughes-Dowd	1.5
3	J Whittaker	1.5
5	J Woodhouse	1.0
5	T Stevenson	1.0



Early Adults (E) – Alan Stevenson (17th), winner Mike Graham (14th), Dan Hughes-Dowd (15th) and Andrew Woodhouse (16th)



CL		NAME		GREEN		BLUE		FINAL 1		FINAL 2		FINAL 3		BEST		TOTAL		
				LAPS	TIME	LAPS	TIME	FIN	PTS	LAPS	TIME	LAPS	TIME	LAPS	TIME	LAPS	TIME	LAPS
A	A	A	Smith (M)	29.4	5.32	27.9	5.78	57.3	A1	2.0	29.2	5.35			29.4	5.32	86.5	
A	C	Bowles		27.9	5.48	28.8	5.46	56.7	A2	1.5	28.4	5.57			28.8	5.46	85.1	
A	R	Litherland		27.8	5.78	26.2	6.79	54.0	A4	0.5	24.8	5.97			27.8	5.78	78.8	
A	S	Goodlip (M)		26.6	5.71	25.6	5.48	52.2	A3	3.0	28.9	5.53	25.4	5.74	28.9	5.48	106.5	
A	L	Pateman		23.6	5.68	28.0	5.85	51.6	B4	0.5	14.3	5.54			28.0	5.54	65.9	
A	L	Blacker		24.6	6.36	24.4	6.50	49.0	B2	1.5	26.4	6.12			26.4	6.12	75.4	
A	N	Sismey (M)		25.3	6.62	23.3	7.01	48.6	C2	1.5	23.8	6.53			25.3	6.53	72.4	
A	P	Rees (M)		22.9	7.05	22.0	7.62	44.9	B3	3.0	24.5	6.72	23.0	7.04	24.5	6.72	92.4	
A	D	Turnbull		22.6	7.04	21.6	7.45	44.2	C3	1.0	21.2	7.45			22.6	7.04	65.4	
A	D	Latham		20.9	7.07	22.1	7.24	43.0	D2	1.5	22.6	7.36			22.6	7.07	65.6	
A	L	Smith		21.5	6.96	21.3	6.99	42.8	C4	2.5	22.7	6.84	21.0	6.90	22.7	6.84	86.5	
A	A	Woodhouse		20.9	7.17	21.0	7.95	41.9	E3	1.0	19.6	7.01			21.0	7.01	61.5	
A	M	Graham		18.6	7.67	20.9	7.91	39.5	E1	2.0	22.4	7.27			22.4	7.27	61.9	
A	D	Hughes-Dowd		17.9	7.46	20.0	7.47	37.9	E2	1.5	21.0	7.12			21.0	7.12	58.9	
A	A	Stevenson		17.1	8.07	20.0	8.05	37.1	E4	0.5	17.5	8.10			20.0	8.05	54.6	
A	M	Dutson		15.7	7.96	18.2	7.97	33.9	D3	1.0	19.0	7.02			19.0	7.02	52.9	
A	C	Blake		14.4	11.06	15.8	10.14	30.2	D4	0.5	15.2	9.87			15.8	9.87	45.4	
AS	G	Blake		13.2	11.37	12.2	11.62	25.4	F1						13.2	11.37	25.4	
J	JT	Hughes-Dowd		21.6	7.18	22.6	6.98	44.2	A2	1.5	21.4	7.51			22.6	6.98	65.6	
J	JJ	Hughes-Dowd		21.2	7.12	21.0	7.20	42.2	A1	2.0	21.6	7.33			21.6	7.12	63.8	
J	J	Woodhouse		19.1	8.20	19.0	8.14	38.1	A3	1.0	18.4	7.81			19.1	7.81	56.5	
J	T	Stevenson		17.7	8.99	18.1	9.28	35.8	B3	1.0	14.8	8.15			18.1	8.15	50.6	
J	J	Graham		14.8	7.92	15.6	9.19	30.4	A4	2.5	17.6	8.45	15.6	7.74	17.6	7.74	63.6	
J	L	Whittaker		14.8	9.19	13.2	8.65	28.0	B2	1.5	16.5	8.11			16.5	8.11	44.5	
TOTAL FEET													157,512.3	TOTAL LAPS		1,585.7		



Adult 'D' – Colin Blake (13th), Macaully (12th), Denis Latham (11th) and winner Liam



Everyone's
Best Results
At This Circuit



What are my Best Scores?
Who Have I Beaten?



Adult 'C' – Nick Sismey (8th), Liam (10th), winner Phil Rees and Dan (9th)



TOMY AFX

Miami Best Off Chart 3 - GC

Qualifying					Fastest Laps					Race Laps				
Pos	Adult	Laps	MPH	Date	Pos	Adult	Time	MPH	Date	Pos	Adult	Laps	MPH	Date
1	A Smith (M)	57.3	5.390	07-Jan-25	1	S Goodlip (M)	5.28	12.827	27-Jun-23	1	L Pateman	31.6	11.890	27-Jun-23
2	C Bowles	56.7	5.334	07-Jan-25	2	A Smith (M)	5.32	12.731	07-Jan-25	2	A Smith (M)	30.8	11.589	27-Jun-23
3	R Litherland	54.0	5.080	07-Jan-25	3	L Pateman	5.41	12.519	27-Jun-23	3	S Goodlip (M)	29.6	11.137	27-Jun-23
4	S Goodlip (M)	52.2	4.910	07-Jan-25	4	C Bowles	5.46	12.404	07-Jan-25	4	R Litherland	29.5	11.100	10-Jan-23
5	L Pateman	51.6	4.854	07-Jan-25	5	R Litherland	5.54	12.225	27-Jun-23	5	C Bowles	28.8	10.836	07-Jan-25
6	L Blacker	49.0	4.609	07-Jan-25	6	N Sismey (M)	5.95	11.383	10-Jan-23	6	A Turnbull	26.9	10.121	10-Jan-23
7	N Sismey (M)	48.6	4.572	07-Jan-25	7	A Turnbull	6.00	11.288	27-Jun-23	7	N Sismey (M)	26.8	10.084	10-Jan-23
8	P Rees (M)	44.9	4.224	07-Jan-25	8	L Blacker	6.12	11.067	07-Jan-25	8	L Blacker	26.4	9.933	07-Jan-25
9	D Turnbull	44.2	4.158	07-Jan-25	9	G Peach (M)	6.18	10.959	10-Jan-23	9	D Garbett (M)	25.5	9.595	10-Jan-23
10	D Latham	43.0	4.045	07-Jan-25	10	D Garbett (M)	6.20	10.924	10-Jan-23	9	G Peach (M)	25.5	9.595	10-Jan-23
11	L Smith	42.8	4.026	07-Jan-25	11	JJ Hughes-Dowd	6.56	10.324	10-Jan-23	11	P Rees (M)	24.6	9.256	10-Jan-23
12	A Woodhouse	41.9	3.941	07-Jan-25	12	P Rees (M)	6.72	10.078	27-Jun-23	12	D Turnbull	23.8	8.955	27-Jun-23
13	M Graham	39.5	3.716	07-Jan-25	13	D Turnbull	6.79	9.975	27-Jun-23	13	JJ Hughes-Dowd	23.6	8.880	27-Jun-23
14	D Hughes-Dowd	37.9	3.565	07-Jan-25	14	L Smith	6.84	9.902	07-Jan-25	14	R Lawson	22.8	8.579	27-Jun-23
15	A Stevenson	37.1	3.490	07-Jan-25	15	S Gray (M)	6.99	9.689	10-Jan-23	15	L Smith	22.7	8.541	07-Jan-25
16	M Dutton	33.9	3.189	07-Jan-25	16	A Thompson	7.00	9.675	27-Jun-23	16	J Lawson	22.6	8.504	27-Jun-23
17	C Blake	30.2	2.841	07-Jan-25	17	A Woodhouse	7.01	9.661	07-Jan-25	16	D Latham	22.6	8.504	07-Jan-25
18	A Thompson	N/A	N/A	N/A	18	M Dutton	7.02	9.648	07-Jan-25	18	D Hughes-Dowd	22.5	8.466	27-Jun-23
18	A Turnbull	N/A	N/A	N/A	19	D Latham	7.07	9.579	07-Jan-25	19	M Graham	22.4	8.428	07-Jan-25
18	D Garbett (M)	N/A	N/A	N/A	20	D Hughes-Dowd	7.12	9.512	07-Jan-25	20	S Gray (M)	22.2	8.353	10-Jan-23
18	G Peach (M)	N/A	N/A	N/A	21	H Smith	7.14	9.486	10-Jan-23	21	A Stevenson	21.8	8.202	10-Jan-23
18	H Smith	N/A	N/A	N/A	22	R Lawson	7.18	9.433	27-Jun-23	22	H Smith	21.3	8.014	10-Jan-23
18	J Lawson	N/A	N/A	N/A	23	J Lawson	7.26	9.329	27-Jun-23	22	A Thompson	21.3	8.014	27-Jun-23
18	JJ Hughes-Dowd	N/A	N/A	N/A	24	M Graham	7.27	9.316	07-Jan-25	24	A Woodhouse	21.0	7.901	07-Jan-25
18	R Lawson	N/A	N/A	N/A	25	S Smith	7.50	9.030	10-Jan-23	25	S Smith	20.3	7.638	10-Jan-23
18	S Gray (M)	N/A	N/A	N/A	26	A Stevenson	7.52	9.006	27-Jun-23	26	M Dutton	19.0	7.149	07-Jan-25
18	S Smith	N/A	N/A	N/A	27	C Blake	9.87	6.862	07-Jan-25	27	C Blake	15.8	5.945	07-Jan-25
Pos	Junior	Laps	MPH	Date	Pos	Junior	Time	MPH	Date	Pos	Junior	Laps	MPH	Date
1	JT Hughes-Dowd	44.2	4.158	07-Jan-25	1	L Bowles	6.41	10.566	10-Jan-23	1	L Bowles	24.4	9.181	10-Jan-23
2	JJ Hughes-Dowd	42.2	3.970	07-Jan-25	2	JJ Hughes-Dowd	6.52	10.388	27-Jun-23	2	JJ Hughes-Dowd	23.6	8.880	27-Jun-23
3	J Woodhouse	38.1	3.584	07-Jan-25	3	JT Hughes-Dowd	6.98	9.703	07-Jan-25	3	JT Hughes-Dowd	22.6	8.504	07-Jan-25
4	T Stevenson	35.8	3.368	07-Jan-25	4	H Smith	7.14	9.486	10-Jan-23	4	H Smith	21.3	8.014	10-Jan-23
5	J Graham	30.4	2.860	07-Jan-25	5	J Lawson	7.26	9.329	27-Jun-23	5	J Thompson	21.0	7.901	27-Jun-23
6	L Whittaker	28.0	2.634	07-Jan-25	6	J Woodhouse	7.40	9.152	27-Jun-23	6	J Lawson	20.3	7.638	27-Jun-23
7	E Woodhouse	N/A	N/A	N/A	7	J Thompson	7.45	9.091	27-Jun-23	7	J Woodhouse	19.1	7.187	07-Jan-25
7	H Smith	N/A	N/A	N/A	8	J Graham	7.74	8.750	07-Jan-25	8	T Stevenson	18.1	6.810	07-Jan-25
7	J Lawson	N/A	N/A	N/A	9	L Whittaker	8.11	8.351	07-Jan-25	9	J Graham	17.6	6.622	07-Jan-25
7	J Thompson	N/A	N/A	N/A	10	T Stevenson	8.15	8.310	07-Jan-25	10	L Whittaker	16.5	6.208	07-Jan-25
7	L Bowles	N/A	N/A	N/A	11	E Woodhouse	11.18	6.058	27-Jun-23	11	E Woodhouse	12.6	4.741	27-Jun-23





Adult 'B' – Phil (6th), winner Simon Goodlip, Lewis (5th) and Lee Pateman (7th)



Championship Tables



Those All Important
Points!



Adult 'A' – Simon (3rd), winner Angus, Chris Bowles (2nd) and Reuben (4th)



Championship Leaders 07Jan25 After Round 02



Adult

Championship

Angus Smith

Challenge

Simon Goodlip

King of Speed

TBA

Top Adult Points at dhorcingham oval

Junior

Championship

JJ Hughes-Dowd

Challenge

Jimmy Graham,
JJ & JT Hughes-Dowd

King of Speed

TBA

Top Junior Points at dhorcingham oval

Other

Masters (56+)

Simon Goodlip

Early Parents

Andrew Woodhouse

Alan Bullock

TBA

Winner of last Adult Club Night in August

Bob Chadwick

TBA

Winner of last Adult Club Night in October

Key: **Green** = Champion

MIAMI			
Y	P REES	Y NSISMEY	Y A SMITH
G	M DUTSON	G D TURNBULL	G L PATEMAN
R	D LATHAM	R R LITHERLAND	R C BOWLES
B	L BLACKER	B L SMITH	B S GOODUP
Y	A WOODHOUSE	Y T STEVENSON	Y JJ HUGHES-DOWN
G	M GRAHAM	G G BLAKE	G J WOODHOUSE
R	D HUGHES-DOWN	R J GRAHAM	R JT HUGHES-DOWN
B	A STEVENSON	B C BLAKE	B L WHITTAKER
A	F I CHRIS ANGUS PHIL	GC ANGUS CHRIS SIMON	
J	JJ JENSON TIMMY	JJ JT JENSON	

24 on the grid for the first Evening of the year

DHORC Championship 2025 Round 02

Pos	Competitor	Wins	MIA F1	MIA GC	Total	Best (75%)	Diff
	Name		1	2	36	27	
	(Adults)		07-Jan	07-Jan	Scores	Scores	
1	A Smith (M)	1	38	50	88	88	
2	C Bowles	1	46	38	84	84	4
3	S Goodlip (M)		31	34	65	65	19
4	P Rees (M)		36	28	64	64	1
5	R Litherland		28	31	59	59	5
6	L Pateman		31	27	58	58	1
7	L Blacker		26	29	55	55	3
8	N Sismey (M)		27	26	53	53	2
9	D Turnbull		25	25	50	50	3
10	L Smith		24	24	48	48	2
11	D Latham		23	23	46	46	2
12	M Dutson		22	22	44	44	2
13	C Blake		21	21	42	42	2
14	A Woodhouse		20	18	38	38	4
15	D Hughes-Dowd		18	19	37	37	1
15	M Graham		17	20	37	37	
17	A Stevenson		19	17	36	36	1
Pos	(Juniors)	Wins	720	721	Total	75%	Diff
1	JJ Hughes-Dowd	2	50	45	95	95	
2	JT Hughes-Dowd		31	43	74	74	21
3	J Woodhouse		38	34	72	72	2
4	T Stevenson		34	28	62	62	10
5	J Graham		29	31	60	60	2
6	L Whittaker		28	29	57	57	3
Pos	(Masters)	Wins	720	721	Total	75%	Diff
1	S Goodlip (M)	2	2.5	3.0	5.5	5.5	
2	N Sismey (M)	1	2.5	1.5	4.0	4.0	1.5
2	P Rees (M)	1	1.0	3.0	4.0	4.0	
4	A Smith (M)		1.5	2.0	3.5	3.5	0.5
Pos	(Early Parents)	Wins	720	721	Total	75%	Diff
1	A Woodhouse	1	2.0	1.0	3.0	3.0	
2	D Hughes-Dowd		1.0	1.5	2.5	2.5	0.5
2	M Graham	1	0.5	2.0	2.5	2.5	
4	A Stevenson		1.5	0.5	2.0	2.0	0.5

DHORC Final Challenge 2025 Round 02

Pos	Competitor	Wins	MIA F1	MIA GC	Results	
	Name		1	2	(36)	Turn Up
	(Adult)		07-Jan	07-Jan	Points	Rate
1	S Goodlip (M)	2	2.5	3.0	5.5	100.00%
2	L Smith	2	2.5	2.5	5.0	100.00%
3	N Sismey (M)	1	2.5	1.5	4.0	100.00%
3	P Rees (M)	1	1.0	3.0	4.0	100.00%
5	C Bowles	1	2.0	1.5	3.5	100.00%
5	A Smith (M)	1	1.5	2.0	3.5	100.00%
7	A Woodhouse	1	2.0	1.0	3.0	100.00%
7	L Blacker		1.5	1.5	3.0	100.00%
7	D Latham		1.5	1.5	3.0	100.00%
10	D Hughes-Dowd		1.0	1.5	2.5	100.00%
10	M Graham		0.5	2.0	2.5	100.00%
12	L Pateman		1.5	0.5	2.0	100.00%
12	A Stevenson		1.5	0.5	2.0	100.00%
12	D Turnbull		1.0	1.0	2.0	100.00%
12	M Dutson		1.0	1.0	2.0	100.00%
16	R Litherland		1.0	0.5	1.5	100.00%
17	C Blake		0.5	0.5	1.0	100.00%
Pos	(Junior)	Wins	720	721	Points	Rate
1	JT Hughes-Dowd	1	2.5	1.5	4.0	100.00%
1	JJ Hughes-Dowd	2	2.0	2.0	4.0	100.00%
1	J Graham	1	1.5	2.5	4.0	100.00%
4	J Woodhouse		1.5	1.0	2.5	100.00%
4	L Whittaker		1.0	1.5	2.5	100.00%
6	T Stevenson		1.0	1.0	2.0	100.00%
Turn Up Rates			100%	100%	AVE	100.00%

Members' Statistics

ADULT STATISTICS 1992-2025 - AFTER DHORC 721

Sheet 1 of 5 (Note: Highlighted Names are Current 2025 Members, CS = Best Consecutive Results)

MEETINGS (Junior & Adult) ATTENDED		RACES (Junior & Adult) COMPLETED		DRIVER RANKING		FINALS WON						
Pos	ADULT (1st Race)	No	Pos	ADULT	No	Pos	ADULT	No	CS			
1	P REES (07Jul92)	704	1	P REES	3,990	1	* S GOODLIP	2,625	1	L PATEMAN	288	(5)
2	N SISMEY (07Jul92)	668	2	N SISMEY	3,635	2	* J SISMEY	2,750	2	P REES	255	(3)
3	L PATEMAN (01Sep92)	619	3	L PATEMAN	3,432	3	* W LANDER	2,838	3	S GOODLIP	195	(4)
4	G PEACH (07Jan97)	457	4	G PEACH	2,548	4	* A SMITH	3,113	4	N SISMEY	182	(2)
5	S GOODLIP (01Jun93)	416	5	S GOODLIP	2,156	5	* M CHADWICK	3,813	5	M CHADWICK	117	(3)
6	P BARBER	363	6	P BARBER	2,102	6	* J TAGUE	4,538	6	J SISMEY	103	(4)
7	A McPEAKE	299	7	A BULLOCK	1,802	7	* L PATEMAN	4,588	7	G PEACH	102	(2)
8	A BULLOCK	292	8	A McPEAKE	1,658	8	* T MEASHAM	5,113	8	A SMITH	100	(5)
9	M CHADWICK	287	9	R MASTERS	1,598	9	* J NEALE	5,200	9	L SMITH	94	(3)
10	R MASTERS	280	10	M CHADWICK	1,537	10	* P REES	5,413	10	D McPEAKE	77	(2)
11	N LAMBERT	269	11	C ROYTHORNE	1,513	11	* R LITHERLAND	5,713	11	A McPEAKE	66	(2)
12	C ROYTHORNE	249	12	N LAMBERT	1,479	12	* A TURNBULL	5,725	11	A BULLOCK	66	(2)
13	D McPEAKE	245	13	D McPEAKE	1,366	13	* C BOWLES	6,013	13	J TAGUE	64	(2)
14	D TURNBULL (07Nov13)	238	14	L SMITH (1,715)	1,363	14	* K LYE	6,063	14	N LAMBERT	61	(2)
15	R SEAMAN	235	15	R SEAMAN	1,313	15	* C ROYTHORNE	6,350	14	M ALLSOPP	61	(3)
16	L SMITH (29May07) (285)	232	16	J SISMEY (1,957)	1,303	16	* G PEACH	6,438	16	R SEAMAN	60	(2)
17	A SMITH (07Jul92)	214	17	M ALLSOPP	1,265	17	* D GARBETT	6,450	17	W LANDER	56	(2)
18	J SISMEY (331)	211	18	D TURNBULL	1,207	18	* A McPEAKE	6,488	18	C ROYTHORNE	55	(2)
19	M ALLSOPP	203	19	J LAMB	1,048	19	* R SEAMAN	6,550	19	R MASTERS	54	(2)
20	J LAMB	179	20	A SMITH	998	20	* N SISMEY	6,938	20	S ANAND	53	(3)
21	P LEVERS	166	21	S ANAND	976	21	* R BLAKE	7,125	21	J LAMB	49	(3)
22	J TAGUE	165	22	P LEVERS	957	22	* T CHADWICK	7,250	21	L BLACKER	49	(3)
23	S ANAND	154	23	J LYMER	948	22	* S ANAND	7,250	23	P LEVERS	48	(2)
24	J LYMER	146	24	J TAGUE	858	24	* A BULLOCK	7,438	24	A HOLLIDAY	43	(3)
25	C BOWLES (28Mar95) (223)	145	25	K ALCOCK	848	25	* M ALLSOPP	7,488	25	I BRENTNALL	41	(3)
26	D EDWARDS	139	26	D EDWARDS	801	26	* R CROSSLAND	8,175	25	P BARBER	41	(2)
27	S GRAY (10Apr18)	135	27	G WESTON	682	27	* L BLACKER	8,250	27	C BOWLES	39	(3)
28	K ALCOCK	131	28	A HOLLIDAY	679	28	* L SMITH	8,275	28	J LYMER	38	(2)
29	A HOLLIDAY	123	29	C BOWLES (1,067)	665	29	* D McPEAKE	8,563	29	D TURNBULL	35	(3)
30	B JOHNSON (29Mar94)	121	30	W LANDER	661	30	* D BRENTNALL	8,838	29	JJ HUGHES-DOWD	35	(4)
31	L EDWARDS	116	31	L EDWARDS	654	31	* K PAYNE	8,850	31	G WESTON	33	(2)
32	S SMITH	115	32	J HOLMES	639	32	* J ROYTHORNE	8,938	32	B JOHNSON	31	(3)
33	R LAWSON (03Mar15)	115	33	B JOHNSON	583	33	* J LEVERS	9,063	33	K ALCOCK	30	(3)
34	L BLACKER (30Apr19)	115	34	S SMITH	581	34	* A DAVIES	9,138	34	D EDWARDS	29	(2)
35	G WESTON	113	35	R LAWSON	577	35	* P LEVERS	9,188	34	D GARBETT	29	(2)
36	C HENRY	109	36	S GRAY	556	36	* JJ HUGHES-DOWD	9,275	34	A TURNBULL	29	(2)
37	D GARBETT	109	37	C HENRY	552	37	* J LYMER	9,288	37	R BLAKE	26	(2)
38	W LANDER	104	38	D GARBETT	523	38	* S PANK	9,775	38	D BRENTNALL	25	(5)
39	J HOLMES	98	39	I BRENTNALL	511	39	* D PASSELL	9,850	38	M ROGERS	25	(3)
40	I BRENTNALL	94	40	L BLACKER	471	40	* D TURNBULL	10,063	38	J HOLMES	25	
41	T DINGLEY	87	41	R CROSSLAND	456	40	* J LAMB	10,063	41	J NEALE	24	(2)
42	A TURNBULL (238)	86	42	T DINGLEY	455	42	* T DINGLEY	10,125	42	J LEVERS	22	(3)
43	R CROSSLAND	81	43	J ROYTHORNE	432	43	* I BRENTNALL	10,325	42	R CROSSLAND	22	(2)
44	A STAMPER	76	44	R BLAKE	383	44	* M KNIGHTON	10,363	42	R LITHERLAND	22	(2)
45	R LITHERLAND (21May13) (226)	74	45	A TURNBULL (1,287)	382	45	* G WESTON	10,375	45	S MINNIS	21	(3)
46	S PANK	69	46	A STAMPER	366	46	* B JOHNSON	10,425	45	S PANK	21	(2)
47	J ROYTHORNE	69	47	S PANK	364	47	* D EDWARDS	10,438	45	T DINGLEY	21	
48	S MINNIS	67	48	J LITHERLAND	362	48	* M ROGERS	10,463	48	J ROYTHORNE	20	(2)
49	D HUGHES-DOWD (18Oct22)	64	49	S MINNIS	356	49	* JT HUGHES-DOWD	11,238	49	C HENRY	19	
50	JJ HUGHES-DOWD (18Oct22) (132)	63	50	J LEVERS	322	50	* D LATHAM	11,275	50	A FEARN	18	(2)

(Driver Ranking = Average Position in Qualifying, Final Position, Fastest Lap & Race Laps Over Last 20 club nights)

ADULT STATISTICS 1992-2025 - AFTER DHORC 721

Sheet 2 of 5 (Note: Highlighted Names are Current 2025 Members, CS = Best Consecutive Results)

MEETINGS (Junior & Adult)		RACES (Junior & Adult)		DRIVER RANKING		FINALS WON					
ATTENDED		COMPLETED		ADULT		ADULT					
Pos	ADULT (1st Race)	No	Pos	ADULT	No	Pos	ADULT				
51	R BLAKE	62	51	A FEARN (380)	319	51	* D HUGHES-DOWD	11.375	51	S GRAY	16
51	J LITHERLAND	62	52	J NEALE	318	52	* S MINNIS	11.400	52	S LANDER	14 (2)
53	J NEALE	60	53	M ROGERS	308	53	* A WOODHOUSE	12.075	53	T CHADWICK	13 (2)
54	A WOODHOUSE (09Aug22)	58	54	M MARTINEZ	289	54	* J HOLMES	12.350	54	J HITCHCOCK	12 (2)
55	M ROGERS	57	55	K LYE	263	55	* A HOLLIDAY	12.463	54	P FOXLEY	12 (2)
56	J LEVERS	53	56	R LITHERLAND (1,179)	262	56	* K ALCOCK	12.613	54	R LAWSON	12
56	A STEVENSON (18Oct22)	53	57	G SCHULE	258	57	* A FEARN	12.625	57	T MEASHAM	11
58	G SCHULE	52	58	C BULLOCK (639)	248	58	* M STURGESS	12.675	57	S SMITH	11
59	A FEARN	49	59	D BRENTNALL	225	59	* N LAMBERT	12.950	57	H SMITH	11
59	M MARTINEZ	49	59	T CHADWICK (999)	225	60	* P FOXLEY	12.963	57	J LAWSON	11 (3)
61	D LATHAM (21Feb23)	47	61	D OLIVER	216	61	* H SMITH	13.138	61	D WALKER	10
62	D OLIVER	45	62	D HUGHES-DOWD	214	62	* S GRAY	13.200	61	D PASSELL	10 (2)
63	M DUTSON (15Mar22)	44	63	D WALKER	212	63	* G SCHULE	13.238	61	L EDWARDS	10
64	D WALKER	42	64	A DAVIES	211	64	* J TETLEY	13.313	61	D HUGHES-DOWD	10
64	K LYE	42	65	T MEASHAM (758)	208	65	* J LAWSON	13.488	65	S DUNN	9 (2)
66	D BRENTNALL	41	66	M KNIGHTON	206	66	* C HENRY	13.763	65	K LYE	9
67	A THOMPSON	39	67	J CHELL	202	67	* D GREEN	13.850	67	G LAMBERT	8 (4)
68	M KNIGHTON	36	68	D PASSELL	191	68	* R LAWSON	13.950	67	J LITHERLAND	8
68	T CHADWICK (183)	36	69	S DUNN	183	68	* S SMITH	13.950	67	C COOPER	8
68	C BULLOCK (102)	36	70	A WOODHOUSE	181	70	* J LITHERLAND	14.125	67	JT HUGHES-DOWD	8 (2)
71	S DUNN	35	71	A THOMPSON	179	71	* A STEVENSON	14.150	71	R CHADWICK	7 (2)
72	D PASSELL	34	72	A STEVENSON	173	72	* A STAMPER	14.300	71	A DAVIES	7
72	A DAVIES	34	73	P FOXLEY	172	73	* R MASTERS	14.325	71	D LATHAM	7
74	T MEASHAM (126)	33	74	G LAMBERT	168	74	* M HOLLAND	14.375	74	M JUBB	6
75	G LAMBERT	32	75	M STURGESS	163	75	* M GRAHAM	14.400	74	A STAMPER	6
75	P FOXLEY	32	76	S SUMNER	157	76	* N CHATTLE	14.488	74	C BULLOCK	6
77	J CHELL	30	77	D LATHAM	154	77	* B BRUCE	14.563	74	K PAYNE	6
77	M GRAHAM (20Feb24)	30	78	B BRUCE	148	78	* L EDWARDS	14.800	74	J TETLEY	6 (2)
79	M STURGESS	29	79	R CHADWICK	146	79	* C BULLOCK	15.138	74	T BALDOCK	6
80	JT HUGHES-DOWD (20Feb24) (58)	28	80	J TETLEY	143	80	* M DUTSON	15.213	80	C SCHOFIELD	5 (2)
81	R HITCHCOCK	27	81	K PAYNE	140	81	* D OLIVER	15.688	80	AJ McPEAKE	5 (2)
81	R CHADWICK	27	82	R HITCHCOCK	138	82	* S DUNN	15.963	80	I HOLLAND	5
83	S SUMNER	26	83	M HOLLAND	129	83	* A THOMPSON	16.063	80	M TANSLEY	5
84	B BRUCE	25	84	J HITCHCOCK	127	84	* G LAMBERT	16.175	80	D OLIVER	5
85	C STANNARD	24	85	C SCHOFIELD	124	85	* S SUMNER	16.425	80	D GREEN	5
85	H SMITH (137)	24	86	M DUTSON	122	86	* M MARTINEZ	16.763	80	J CHELL	5
85	J LAWSON (18Aug15) (108)	24	87	I HOLLAND	120	87	* J CHELL	17.138	80	R JAMES	5
88	I HOLLAND	23	87	D GREEN	120	88	* C STANNARD	17.325	88	S REVITT	4 (2)
88	J HITCHCOCK	23	89	N CHATTLE	119	89	* R HITCHCOCK	18.063	88	R HITCHCOCK	4
88	C SCHOFIELD	23	90	S LANDER	118	90	* C SCHOFIELD	18.113	88	M KNIGHTON	4
88	D GREEN	23	90	C STANNARD	118	91	* D WALKER	18.163	88	M STURGESS	4
88	M HOLLAND	23	92	T HAGUES	111	92	* P BARBER	18.938	88	M BLOOD	4
88	K PAYNE	23	93	R JAMES	105	93	* J HITCHCOCK	21.388	93	S PATCHING	3
94	J TETLEY	21	94	C CARRINGTON	100	94	* R CHADWICK	22.013	93	C NORRIS	3
95	N CHATTLE	20	95	M JUBB	99	95	* I HOLLAND	22.288	93	J HENRY	3
96	M JUBB	19	96	C BRADFORD	97	N/A	T BALDOCK	2.583	93	C CARRINGTON	3
97	C CARRINGTON	18	97	JJ HUGHES-DOWD (321)	95	N/A	S REVITT	3.792	93	A HUGHES	3
97	T HAGUES	18	98	P MELLOR	93	N/A	S LANDER	4.485	93	M HOLLAND	3
99	N MAFFIN	17	99	M GRAHAM	90	N/A	AJ McPEAKE	6.659	93	C STANNARD	3
99	S LANDER	17	100	N MAFFIN	82	N/A	A HUGHES	6.792	93	A WOODHOUSE	3

ADULT STATISTICS 1992-2025 - AFTER DHORC 721

Sheet 3 of 5 (Note: Highlighted Names are Current 2025 Members, CS = Best Consecutive Results)

MEETINGS (Junior & Adult) ATTENDED		RACES (Junior & Adult) COMPLETED		DRIVER RANKING		FINALS WON						
Pos	ADULT (1st Race)	No	Pos	ADULT	No	Pos	ADULT	No	CS			
99	P MELLOR	17	101	P COCKBILL	81	N/A	S WHITE	8.000	101	H VD HEUVEL	2	(2)
99	C BRADFORD	17	102	D LEVERTON	75	N/A	C SLATER	9.250	101	J KELLY	2	
99	C COOPER	17	103	M TANSLEY	73	N/A	L BOWLES	10.357	101	C SLATER	2	(2)
104	P COCKBILL	16	104	YAN SHEN	68	N/A	S SIDDANS	10.417	101	YAN SHEN	2	
105	R JAMES	15	105	J KELLY	67	N/A	J KELLY	10.500	101	I HALL	2	
106	M TANSLEY	14	106	S REVITT	63	N/A	J GRAHAM	10.625	101	S SUMNER	2	
106	L BOWLES (92)	14	107	M WATTS (130)	61	N/A	J HENRY	11.000	101	B BRUCE	2	
108	J KELLY	13	107	C COOPER	61	N/A	F HOLMES	11.194	101	C BRADFORD	2	
108	D LEVERTON	13	109	J McDONALD (98)	60	N/A	C COOPER	11.500	101	M MARTINEZ	2	
110	S REVITT	12	110	M BLOOD	58	N/A	M BLOOD	11.639	101	L BOWLES	2	
110	P PURKIS	12	110	W BLURTON	58	N/A	C ATKINSON	12.125	111	R GILLARD	1	
110	M WATTS (25)	12	110	F HOLMES (827)	58	N/A	J MELLOR	12.650	111	D ROYTHORNE	1	
110	T STACEY	12	113	I HALL	57	N/A	A DOBBINS	12.925	111	P COCKBILL	1	
114	AJ McPEAKE (76)	11	113	T STACEY	57	N/A	P WRIGHT	13.250	111	J JOHNSON	1	
114	YAN SHEN	11	115	T CASH	54	N/A	T STACEY	13.271	111	G SCHULE	1	
116	R GILLARD	10	116	N WRIGHT	52	N/A	P ZIMMERMAN	13.500	111	M WATTS	1	
116	A DOBBINS	10	117	AJ McPEAKE (376)	50	N/A	M TANSLEY	13.500	111	B GEBAUERS	1	
116	I HALL	10	117	T BALDOCK	50	N/A	L COPLEY	13.500	111	G CLARK	1	
116	J McDONALD (16)	10	119	R GILLARD	49	N/A	N WRIGHT	13.556	111	L COPLEY	1	
120	N WRIGHT	9	119	A DOBBINS	49	N/A	C WILKINSON	14.083	111	A DOBBINS	1	
120	M BLOOD	9	119	D KENNING	49	N/A	C CARRINGTON	14.111	111	C WILKINSON	1	
120	T BALDOCK	9	122	P PURKIS	47	N/A	K JEFFRIES	14.688	111	R HILL	1	
120	T CASH	9	123	A LEE	46	N/A	Da BUCKLEY	14.844	111	N CHATTLE	1	
120	F HOLMES (139)	9	123	Z MIDDLETON	46	N/A	S ALLDREAD	14.917	111	C ATKINSON	1	
125	C NORRIS	8	125	Da BUCKLEY	43	N/A	B COOK	15.000	111	A THOMPSON	1	
125	Da BUCKLEY	8	125	J LAWSON (459)	43	N/A	S WHITTACKER	15.125	111	A LEE	1	
125	W BLURTON	8	127	A HUGHES (414)	42	N/A	J FLETCHER	15.125	111	D LLOYD	1	
125	D KENNING	8	127	H SMITH (637)	42	N/A	W BLURTON	15.438	111	Z MIDDLETON	1	
129	S PATCHING	7	129	P WRIGHT	40	N/A	R HEATON	15.500	111	T STACEY	1	
129	G CLARK	7	130	G CLARK	39	N/A	R GILLARD	15.575	111	F HOLMES	1	
129	J HENRY (134)	7	131	S PATCHING	38	N/A	R JAMES	15.617	111	J McDONALD	1	
129	R HILL	7	131	C NORRIS	38	N/A	G CLARK	15.750	111	J GRAHAM	1	
129	L ELMORE	7	133	J HENRY (695)	37	N/A	L HENDERSON	15.750	111	M GRAHAM	1	
134	D HARROP	6	134	JT HUGHES-DOWD (132)	36	N/A	A LEE	15.833				
134	D HART	6	135	C WILKINSON	35	N/A	D LEVERTON	15.846				
134	P WRIGHT	6	135	YUAN ZHI	35	N/A	R SPENCER	15.850				
134	C WILKINSON	6	135	L ELMORE	35	N/A	YUAN ZHI	15.875				
134	A HUGHES (67)	6	138	D BUCKLEY	33	N/A	R HILL	16.071				
134	Ch HOLLAND	6	139	R HILL	32	N/A	S KERR	16.083				
134	D BUCKLEY	6	140	D HART	30	N/A	P COCKBILL	16.156				
134	YUAN ZHI	6	140	D HARROP	30	N/A	D LLOYD	16.167				
134	A LEE	6	140	Ch HOLLAND	30	N/A	S PATCHING	16.179				
134	Z MIDDLETON	6	143	St BOWMAN	29	N/A	Z MIDDLETON	16.250				
134	S KERR	6	143	C BLURTON	29	N/A	J McDONALD	16.375				
145	R SPENCER	5	145	R SPENCER	28	N/A	C BLAKE	16.375				
145	J MELLOR (87)	5	146	C ATKINSON	27	N/A	D KENNING	16.469				
145	C BLURTON	5	147	K JEFFRIES	26	N/A	L HAYMES	16.500				
148	B GEBAUERS	4	148	L COPLEY	25	N/A	M WATTS	16.625				
148	C ROBINSON	4	148	D LLOYD	25	N/A	C NORRIS	16.714				
148	S HENDRY	4	150	S SIDDONS	23	N/A	T CASH	16.889				

ADULT STATISTICS 1992-2025 - AFTER DHORC 721

Sheet 4 of 5 (Note: Highlighted Names are Current 2025 Members, CS = Best Consecutive Results)

MEETINGS (Junior & Adult) ATTENDED		RACES (Junior & Adult) COMPLETED		DRIVER RANKING		FINALS WON			
Pos	ADULT (1st Race)	No	Pos	ADULT	No	Pos	ADULT	No	CS
148	C ATKINSON	4	151	S KERR	22	N/A	G HADDON	17.000	
148	K JEFFRIES	4	152	B GEBAUERS	21	N/A	D HARROP	17.500	
148	W PARKIN	4	153	C ROBINSON	20	N/A	St BOWMAN	17.500	
148	St BOWMAN	4	153	S HENDRY	20	N/A	YAN SHEN	17.636	
148	S WHITTACKER (26Nov24)	4	155	L BOWLES (372)	19	N/A	I HALL	17.650	
156	H VD HEUVEL	3	156	W PARKIN	17	N/A	L ZHOU	17.750	
156	J JOHNSON	3	157	J JOHNSON	16	N/A	C ROBINSON	18.000	
156	S ALLDREAD	3	157	J MELLOR (497)	16	N/A	N MAFFIN	18.103	
156	L COPLEY	3	159	S ALLDREAD	15	N/A	D HART	18.208	
156	S SIDDONS	3	159	S BENNETT	15	N/A	T HAGUES	18.236	
156	D LLOYD	3	161	H VD HEUVEL	14	N/A	C BRADFORD	18.279	
156	S BENNETT	3	161	P ZIMMERMANN	14	N/A	D BUCKLEY	18.333	
163	D ROYTHORNE	2	161	L HENDERSON	14	N/A	J ASHCROFT	18.375	
163	J ASHCROFT	2	164	S WHITTACKER	12	N/A	B FAHRNER	18.750	
163	A CARTER	2	165	D ROYTHORNE	11	N/A	Ch HOLLAND	18.792	
163	B FAHRNER	2	166	J ASHCROFT	10	N/A	C BLURTON	18.800	
163	L ZHOU	2	166	A CARTER	10	N/A	B GEBAUERS	18.875	
163	B COOK	2	166	B FAHRNER	10	N/A	S HENDRY	19.188	
163	J FLETCHER	2	166	B COOK	10	N/A	D ROYTHORNE	19.375	
163	L HAYMES	2	166	J FLETCHER	10	N/A	M JUBB	19.408	
163	J GRAHAM (30)	2	166	L HAYMES	10	N/A	S BENNETT	19.417	
163	C BLAKE (07Jan25)	2	172	L ZHOU	9	N/A	J JOHNSON	19.500	
173	S WHITE	1	173	C SLATER	7	N/A	A HARTLEY	19.750	
173	P DUNNE	1	174	T MAKUNI	6	N/A	W PARKIN	19.813	
173	A HARTLEY	1	174	C BLAKE	6	N/A	T MAKUNI	20.000	
173	C SLATER	1	176	S WHITE	5	N/A	P DUNNE	20.750	
173	P ZIMMERMANN	1	176	R HEATON	5	N/A	P MELLOR	20.882	
173	L HENDERSON	1	176	A HARTLEY	5	N/A	A CARTER	21.625	
173	G HADDON (26)	1	176	G HADDON (143)	5	N/A	L ELMORE	21.786	
173	T MAKUNI	1	180	P DUNNE	4	N/A	P PURKIS	22.667	
173	R HEATON	1	181	J GRAHAM (92)	3	N/A	H VD HEUVEL	22.917	

ADULT STATISTICS 1992-2025, AFTER DHORC 721

Sheet 5 of 5 (Note: Highlighted Names are Current 2025 Members, CS = Best Consecutive Results)

POLES				IQR's				WINS				FASTEST LAPS				BEST RACE LAPS				CHAMPIONSHIPS		
Pos	ADULT	No	CS	Pos	ADULT	No	CS	Pos	ADULT	No	CS	Pos	ADULT	No	CS	Pos	ADULT	No	CS	YEAR	ADULT	
1	L PATEMAN	131	(7)	1	L PATEMAN	514	(19)	1	L PATEMAN	124	(4)	1	L PATEMAN	290	(14)	1	L PATEMAN	192	(6)	1992	N SISMEY	
2	S GOODLIP	103	(7)	2	N SISMEY	400	(9)	2	S GOODLIP	99	(5)	2	A SMITH	80	(6)	2	N SISMEY	91	(5)	1993	J TAGUE	
3	M CHADWICK	101	(9)	3	S GOODLIP	364	(8)	3	N SISMEY	86	(4)	3	S GOODLIP	73	(5)	3	S GOODLIP	84	(5)	1994	J TAGUE	
4	N SISMEY	86	(3)	4	M CHADWICK	304	(10)	4	M CHADWICK	83	(7)	4	N SISMEY	51	(4)	3	A SMITH	84	(3)	1995	J TAGUE (3)	
5	A SMITH	79	(4)	5	J SISMEY	210	(8)	5	A SMITH	69	(3)	5	J TAGUE	48	(5)	5	M CHADWICK	66	(3)	1996	M CHADWICK	
6	J SISMEY	50	(4)	6	A SMITH	201	(5)	6	J SISMEY	59	(3)	6	J SISMEY	38	(4)	6	J SISMEY	39	(3)	1997	M CHADWICK	
7	W LANDER	42	(11)	7	W LANDER	183	(16)	7	W LANDER	41	(9)	7	W LANDER	28	(5)	7	W LANDER	37	(11)	1998	N SISMEY	
8	J TAGUE	28	(4)	8	J TAGUE	126	(5)	8	P REES	34	(2)	8	M CHADWICK	22	(2)	8	J TAGUE	28	(3)	1998	N SISMEY	
9	P REES	21	(2)	9	P REES	109	(3)	9	J TAGUE	28	(4)	9	P REES	14	(3)	8	P REES	28	(2)	2000	M CHADWICK	
10	A McPEAKE	16		10	A McPEAKE	101	(4)	10	A McPEAKE	16	(2)	10	A McPEAKE	13	(2)	10	A McPEAKE	13	(2)	2001	M CHADWICK	
11	J LYMER	14		11	J NEALE	45	(6)	11	J LYMER	13	(2)	11	J NEALE	8	(2)	11	L SMITH	10	(2)	2002	S GOODLIP	
12	J NEALE	9	(3)	12	L SMITH	39	(3)	12	J NEALE	9	(2)	12	L SMITH	7		12	D GARBETT	7		2003	L PATEMAN	
13	L SMITH	7		13	J LYMER	36	(3)	13	S ANAND	5		13	C ROYTHORNE	6		13	J NEALE	6		2004	L PATEMAN	
14	T BALDOCK	5	(2)	14	D GARBETT	30	(3)	13	M ALLSOPP	5		14	D GARBETT	5		13	M ALLSOPP	6		2005	M CHADWICK (5)	
15	D GARBETT	5		15	S ANAND	25	(2)	13	T BALDOCK	5		15	T BALDOCK	4		15	J LYMER	5		2006	W LANDER	
16	S ANAND	3		16	M ALLSOPP	21	(2)	16	C ROYTHORNE	4		15	T CHADWICK	4		16	T CHADWICK	4		2007	W LANDER	
16	S REVITT	3	(2)	17	T BALDOCK	19	(8)	16	L SMITH	4	(2)	15	A BULLOCK	4		16	T BALDOCK	4	(2)	2008	W LANDER (3)	
16	P LEVERS	3		18	G PEACH	18	(3)	16	D GARBETT	4		15	C BOWLES	4	(2)	16	JJ HUGHES-DOWD	4		2009	J SISMEY	
16	J LAMB	3		19	A TURNBULL	15	(2)	16	A TURNBULL	4		19	D BRENTNALL	3		19	S ANAND	3		2010	L PATEMAN	
16	C BOWLES	3		20	C ROYTHORNE	12	(2)	20	S LANDER	3		19	G PEACH	3		20	S REVITT	2	(2)	2011	L PATEMAN	
21	S LANDER	2		20	S LANDER	12	(2)	20	G PEACH	3		19	J LYMER	3		20	D BRENTNALL	2		2012	L PATEMAN (5)	
21	D McPEAKE	2		22	D McPEAKE	11		20	JJ HUGHES-DOWD	3		19	J LAMB	3		20	D McPEAKE	2		2013	J SISMEY	
21	A BULLOCK	2		23	S REVITT	10	(5)	20	C BOWLES	3		23	S REVITT	2		20	R BLAKE	2		2014	J SISMEY (3)	
21	C ROYTHORNE	2		23	T CHADWICK	10		24	S REVITT	2		23	A DAVIES	2	(2)	20	K LYE	2		2015	N SISMEY (4)	
21	G PEACH	2	(2)	23	A BULLOCK	10	(3)	24	AJ McPEAKE	2		23	A TURNBULL	2		20	P LEVERS	2		2016	S GOODLIP	
21	A TURNBULL	2		26	T MEASHAM	9		24	R SEAMAN	2		26	M ROGERS	1		20	J LAMB	2		2017	S GOODLIP	
21	R LITHERLAND	2		26	P LEVERS	9		24	D McPEAKE	2		26	J BRENTNALL	1		20	C ROYTHORNE	2		2018	S GOODLIP	
28	T MEASHAM	1		26	J LAMB	9	(3)	24	T CHADWICK	2		26	AJ McPEAKE	1		20	G PEACH	2		2019	A SMITH	
28	K LYE	1		29	R LITHERLAND	8	(2)	24	J LAMB	2		26	D McPEAKE	1		20	A TURNBULL	2		2020	N/A	
28	A DAVIES	1		30	N LAMBERT	7		24	R LITHERLAND	2		26	B JOHNSON	1		20	C BOWLES	2		2021	A SMITH	
28	JJ HUGHES-DOWD	1		31	T DINGLEY	6		31	K LYE	1		26	S LANDER	1		31	M ROGERS	1		2022	A SMITH	
28	D HUGHES-DOWD	1		31	C BOWLES	6		31	R HILL	1		26	R SEAMAN	1		31	S MINNIS	1		2023	S GOODLIP (5)	
				33	AJ McPEAKE	5	(2)	31	R BLAKE	1		26	G WESTON	1		31	I BRENTNALL	1		2024	A SMITH (4)	
				33	R SEAMAN	5	(3)	31	P LEVERS	1		26	T MEASHAM	1		31	S PANK	1				
				33	J LEVERS	5		31	J ROYTHORNE	1		26	J LEVERS	1		31	T DINGLEY	1				
				36	M ROGERS	4		31	S SMITH	1		26	R BLAKE	1		31	S LANDER	1				
				36	S MINNIS	4						26	S ANAND	1		31	G WESTON	1				
				36	K LYE	4						26	P LEVERS	1		31	J LEVERS	1				
				39	D BRENTNALL	3						26	J ROYTHORNE	1		31	R HILL	1				
				39	R BLAKE	3						26	K ALCOCK	1		31	S SUMNER	1				
				39	R CROSSLAND	3						26	JJ HUGHES-DOWD	1		31	R CROSSLAND	1				
				42	I BRENTNALL	2						26	M GRAHAM	1		31	J ROYTHORNE	1				
				42	R MASTERS	2						26	R LITHERLAND	1		31	S SMITH	1				
				44	P FOXLEY	1																
				44	S PANK	1																
				44	G WESTON	1																
				44	A FEARN	1																
				44	K PAYNE	1																
				44	J ROYTHORNE	1																
				44	K ALCOCK	1																
				44	A DAVIES	1																
				44	JJ HUGHES-DOWD	1																
				44	J CHELL	1																
				44	D HUGHES-DOWD	1																

IQR Means Individual Qualifying Rounds I.E. Yellow, Green, Red and Blue Lane on a Normal Club Night

JUNIOR STATISTICS 1992-2025 - AFTER DHORC 721

Sheet 1 of 4 (Note: Highlighted Names are Current 2025 Members, CS = Best Consecutive Results)

MEETINGS ATTENDED			RACES COMPLETED			DRIVER RANKING			FINALS WON			
Pos	JUNIOR (1st Race)	No	Pos	JUNIOR	No	Pos	JUNIOR	SCORE	Pos	JUNIOR	No	CS
1	A TURNBULL	152	1	R LITHERLAND	917	1	* L SMITH	1.113	1	R LITHERLAND	61	(9)
1	R LITHERLAND	152	2	A TURNBULL	905	2	* A HUGHES	1.175	2	J HENRY	59	(3)
3	T CHADWICK	147	3	L TURNBULL	807	3	* AJ McPEAKE	1.275	3	A HALL	56	
4	L TURNBULL	133	4	T CHADWICK	774	4	* J MELLOR	1.400	3	A TURNBULL	56	(2)
5	F HOLMES	130	5	F HOLMES	789	5	* J HENRY	1.438	5	T CHADWICK	51	
6	G REYES-ENGLAND	128	6	G REYES-ENGLAND	786	6	* A HALL	1.475	6	J SISMEY	47	
7	J HENRY	127	7	J HENRY	658	7	* R LITHERLAND	1.600	7	L BOWLES	40	
8	J SISMEY	120	8	J SISMEY	654	8	* L BOWLES	1.613	8	JJ HUGHES-DOWD	39	(2)
9	H SMITH	113	9	Z ROYTHORNE	602	9	* T MEASHAM	1.638	9	H SMITH	37	(2)
10	R REES	103	10	H SMITH	595	10	* A TURNBULL	1.663	10	J MELLOR	36	
11	Z ROYTHORNE	100	11	T MEASHAM	590	11	* T CHADWICK	1.625	11	L SMITH	33	
12	P CONNALLY	95	12	L BROOKS	539	12	* J SISMEY	1.638	12	P CONNALLY	32	(2)
13	C BRENTNALL	94	13	B ROYTHORNE	504	13	* JJ HUGHES-DOWD	1.888	13	M MINNIS	31	(2)
14	T MEASHAM	93	14	P CONNALLY	500	14	* M MINNIS	2.000	13	A HUGHES	31	
15	B ROYTHORNE	84	15	A HALL	490	15	* J PATEMAN	2.025	15	AJ McPEAKE	30	(2)
15	J LAWSON (18Aug15)	84	16	C BRENTNALL	486	16	* P CONNALLY	2.175	15	C BRENTNALL	30	(2)
17	L BROOKS	83	17	J MELLOR	481	17	* C BRENTNALL	2.275	15	J PATEMAN	30	
18	J MELLOR	82	18	R REES	467	18	* C BULLOCK	2.300	15	G REYES-ENGLAND	30	
19	A HALL	80	19	J PATEMAN	428	19	* C BOWLES	2.313	19	C BOWLES	28	
20	C BOWLES	78	20	J LAWSON	416	20	* K ASHWORTH	2.613	19	L TURNBULL	28	(2)
20	L BOWLES	78	21	C BOWLES	402	21	* JT HUGHES-DOWD	2.713	21	F HOLMES	26	
22	T PANK	74	22	C BULLOCK	391	22	* J WOODHOUSE	2.738	22	B ROYTHORNE	25	(2)
23	J PATEMAN	71	23	K LEVERS	381	23	* N GULL	2.763	22	Z ROYTHORNE	25	(3)
24	JJ HUGHES-DOWD (18Oct22)	69	24	T PANK	378	24	* T PANK	2.800	24	R REES	24	
25	M MINNIS	68	25	A HUGHES	372	25	* J LAWSON	2.813	25	J STEVENSON	23	
26	C BULLOCK	66	25	Ca HOLLAND	372	26	* H SMITH	2.975	25	T MEASHAM	23	(3)
26	K LEVERS	66	27	J MARTINEZ	369	27	* Z ROYTHORNE	3.038	25	J LAWSON	23	(2)
28	AJ McPEAKE	65	28	L BOWLES	353	28	* K LEVERS	3.125	28	L BROOKS	21	(2)
29	A HUGHES	61	29	L SMITH	352	29	* K ALI	3.188	29	T PANK	20	
29	Ca HOLLAND	61	29	M LITHERLAND	352	30	* L TURNBULL	3.238	30	K LEVERS	15	
31	J MARTINEZ	59	31	M MINNIS	343	31	* B ROYTHORNE	3.250	31	D BARKER	14	
32	J WOODHOUSE (09Aug22)	58	32	AJ McPEAKE	326	32	* P WALKER	3.325	31	M LITHERLAND	14	
33	L SMITH	55	33	B BROOKS	325	33	* J THOMPSON	3.400	33	J MARTINEZ	13	
33	T STEVENSON (19Oct22)	55	34	D PAUL	308	34	* J LISTER	3.700	34	C DAVENPORT	12	
35	J STEVENSON	54	35	L CHADWICK	277	35	* T GREEN	3.725	34	K ALI	12	
36	M LITHERLAND	53	36	J STEVENSON	276	36	* P MARTIN	3.763	34	D PAUL	12	(2)
37	D BARKER	51	37	D BARKER	266	36	* R COOK	3.763	34	J WOODHOUSE	12	
37	B BROOKS	51	38	P MARTIN	263	38	* C DAVENPORT	3.775	38	M McNULTY	10	
39	D PAUL	49	39	S BOWMAN	244	39	* S SLATER	3.813	38	P MARTIN	10	
40	S SCHULE	47	40	P WALKER	236	40	* K SCHOFIELD	3.888	38	S BOWMAN	10	
40	L CHADWICK	47	41	S SCHULE	234	41	* K COOK	4.050	41	G HADDON	9	
42	P WALKER	46	41	J LISTER	234	42	* T STEVENSON	4.188	41	T GREEN	9	
43	P MARTIN	45	43	JJ HUGHES-DOWD	226	43	* J GRAHAM	4.213	41	N GULL	9	
44	J LISTER	41	44	J HAGUES	221	44	* F HOLMES	4.250	41	M BRADLEY	9	
44	S BOWMAN	41	45	R COOK	197	45	* G HADDON	4.500	41	J THOMPSON	9	
46	E WOODHOUSE (31Jan23)	39	46	M BRADLEY	194	46	* E WOODHOUSE	4.575	41	JT HUGHES-DOWD	9	
47	J HAGUES	38	47	J WOODHOUSE	193	47	* E HENRY	4.650	47	K SCHOFIELD	8	
48	K ALI	30	48	D JACKSON	190	48	* G REYES-ENGLAND	4.738	47	L CHADWICK	8	
48	JT HUGHES-DOWD (20Feb24)	30	49	I BRADLEY	189	49	* A OXSPRING	4.750	47	C BULLOCK	8	
50	M McNULTY	29	50	T STEVENSON	185	50	* R REES	4.800	47	B BROOKS	8	(2)

(Driver Ranking = Average Position in Qualifying, Final Position, Fastest Lap & Race Laps Over Last 20 club nights)

JUNIOR STATISTICS 1992-2025 - AFTER DHORC 721

Sheet 2 of 4 (Note: Highlighted Names are Current 2025 Members, CS = Best Consecutive Results)

MEETINGS ATTENDED		RACES COMPLETED		DRIVER RANKING		FINALS WON					
Pos	JUNIOR (1st Race)	No	Pos	JUNIOR	No	Pos	JUNIOR	No	CS		
50	J BULLOCK	29	51	K ALI	185	51	* M BRADLEY	4.900	47	Ca HOLLAND	8
50	R COOK	29	51	E JACKSON	185	52	* D BARKER	5.038	47	H TAYLOR	8
50	A OXSPRING	29	53	N BRADFORD	172	53	* J STEVENSON	5.125	47	T STEVENSON	8
50	I BRADLEY	29	54	A BRADFORD	169	54	* R HUGHES	5.275	54	R LEY	7
50	M BRADLEY	29	55	M SEO	163	55	* J ELMORE	5.600	54	A CHATTLE	7
50	D JACKSON	29	55	K COOK	163	55	* J MARTINEZ	5.600	54	A BRADFORD	7
57	C DAVENPORT	28	55	A OXSPRING	163	57	* M SEO	5.675	57	S SLATER	6 (2)
57	E HENRY	28	55	S ROYTHORNE	163	58	* A CHATTLE	5.863	57	P WALKER	6 (2)
57	E JACKSON	28	59	N GULL	156	59	* L CHADWICK	6.025	57	G CONNALLY	6
57	J GRAHAM (20Feb24)	28	60	M McNULTY	154	60	* J WATSON	6.063	57	E HENRY	6
61	K SCHOFIELD	27	60	J PERRY	154	61	* M LITHERLAND	6.250	57	R COOK	6
62	N GULL	26	62	R HUGHES	151	62	* M McNULTY	6.288	57	E JACKSON	6
62	N BRADFORD	26	63	J BULLOCK	150	63	* J BULLOCK	6.300	57	D JACKSON	6 (2)
64	G HADDON	25	64	C DAVENPORT	149	64	* B BROOKS	6.488	57	T JAMES	6 (2)
64	A BRADFORD	25	65	K SCHOFIELD	144	65	* D PAUL	6.550	57	J HAGUES	6 (2)
64	S ROYTHORNE	25	66	E HENRY	143	66	* D JACKSON	7.088	66	L HAWLEY	5
67	K COOK	24	67	G HADDON	138	67	* H TAYLOR	7.513	66	J BULLOCK	5
67	J PERRY	24	68	A CHATTLE	136	68	* S SCHULE	7.825	66	A HARTLEY	5 (2)
67	J THOMPSON	24	69	L STOTT-ZAFIROPOULOS	135	69	* S BOWMAN	8.050	66	B CARRINGTON	5
70	A CHATTLE	23	70	H TAYLOR	134	70	* E STOTT-ZAFIROPOULOS	8.063	66	K ASHWORTH	5
70	L STOTT-ZAFIROPOULOS	23	71	K ASHWORTH	132	71	* S MAFFIN	8.275	66	M WARREN	5
70	J ELMORE	23	71	J ELMORE	132	72	* L BROOKS	8.475	66	K COOK	5
73	J WATSON	22	73	T JAMES	131	73	* S MARTINEZ	8.600	66	N BRADFORD	5
73	R MAFFIN	22	74	E STOTT-ZAFIROPOULOS	130	74	* T SHARP	8.663	66	I PAUL	5 (2)
73	T GREEN	22	75	B RILEY	124	75	* L STOTT-ZAFIROPOULOS	8.900	66	J GRAHAM	5
73	R HUGHES	22	76	E WOODHOUSE	122	76	* Ca HOLLAND	8.913	76	A REES	4
73	E STOTT-ZAFIROPOULOS	22	77	T GREEN	119	77	* R MAFFIN	8.988	76	J WATSON	4
78	K ASHWORTH	21	78	S MARTINEZ	117	78	* N BRADFORD	9.550	76	T SHARP	4
78	H TAYLOR	21	79	J WATSON	113	79	* I BRADLEY	9.688	76	M WATTS	4
78	S MARTINEZ	21	80	R MAFFIN	109	80	* J HAGUES	9.800	76	J LISTER	4
81	S SLATER	20	81	S SLATER	108	81	* S ROYTHORNE	10.000	76	B JEFFRIES	4
81	T SHARP	20	81	B CARRINGTON	108	82	* A BRADFORD	10.775	76	E STOTT-ZAFIROPOULOS	4
81	S MAFFIN	20	83	T SHARP	103	83	* T JAMES	10.863	76	L STOTT-ZAFIROPOULOS	4
81	T JAMES	20	83	J GRATTON	103	84	* E JACKSON	12.500	76	J ELMORE	4
85	B RILEY	19	85	S MAFFIN	99	85	* J PERRY	13.813	76	S ROYTHORNE	4
85	E DOYLE	19	86	M WARREN	98	N/A	L CAPEWELL	2.438	76	E DOYLE	4
87	B CARRINGTON	18	87	F McCANDLESS	96	N/A	S GILLARD	2.725	87	A PANK	3
88	R LEY	17	87	JT HUGHES-DOWD	96	N/A	M WARREN	2.817	87	C CLARK	3
88	G CONNALLY	17	89	R LEY	92	N/A	A WATHEY	3.545	87	R HUGHES	3
88	J GRATTON	17	89	J THOMPSON	92	N/A	K JACKSON	3.563	87	J PERRY	3
91	A HARTLEY	15	91	G CONNALLY	91	N/A	T REES	3.667	87	J BLURTON	3
91	J MOSEDALE	15	92	J GRAHAM	89	N/A	S TAGUE	3.813	92	C WOODCOCK	2
91	M WARREN	15	93	A HARTLEY	83	N/A	A FEARN	3.850	92	Mat McNULTY	2
94	C KAVANAGH	13	94	A WATHEY	72	N/A	E DOYLE	3.895	92	J MOSEDALE	2
94	M WATTS	13	94	J MOSEDALE	72	N/A	N ZIMMERMANN	3.969	92	D SPENCER	2
96	J DOBBINS	12	94	B JEFFRIES	72	N/A	R LEY	4.103	92	N ZIMMERMANN	2
96	F McCANDLESS	12	97	M WATTS	69	N/A	C CLARK	4.179	92	A OXSPRING	2
98	A PANK	11	98	I PAUL	68	N/A	D SPENCER	4.375	92	L BLAKE	2
98	A WATHEY	11	99	C KAVANAGH	65	N/A	N BLACK	4.375	92	D JEFFRIES	2 (2)
98	N McDONALD	11	99	E DOYLE	65	N/A	M BUCKLEY	4.417	92	J GRATTON	2

JUNIOR STATISTICS 1992-2025 - AFTER DHORC 721

Sheet 3 of 4 (Note: Highlighted Names are Current 2025 Members, CS = Best Consecutive Results)

MEETINGS ATTENDED			RACES COMPLETED			DRIVER RANKING			FINALS WON			
Pos	JUNIOR (1st Race)	No	Pos	JUNIOR	No	Pos	JUNIOR	SCORE	Pos	JUNIOR	No	CS
101	S GILLARD	10	101	D JEFFRIES	62	N/A	M WESTON	4.438	92	F McCANDLESS	2	
101	A FEARN	10	102	A FEARN	61	N/A	T KERR	4.458	92	I BRADLEY	2	
101	I MATTHEWS	10	102	I MATTHEWS	61	N/A	L BLAKE	4.500	92	E PAUL	2	(2)
104	L HAWLEY	9	104	J DOBBINS	60	N/A	M YEOMANS	4.563	92	B RILEY	2	
104	D NEALE	9	105	A PANK	58	N/A	I MATTHEWS	5.075	92	J McDONALD	2	
104	C WOODCOCK	9	106	N McDONALD	57	N/A	J DOBBINS	5.083	92	T KERR	2	
104	Mat McNULTY	9	107	J BLURTON	56	N/A	N McDONALD	5.114	92	E WOODHOUSE	2	
104	B JEFFRIES	9	108	Ca BLURTON	55	N/A	A HARTLEY	5.212	108	S GILLARD	1	
104	D JEFFRIES	9	109	E PAUL	54	N/A	B REES	5.350	108	C KAVANAGH	1	
104	I PAUL	9	110	N ZIMMERMANN	51	N/A	J MOSEDALE	5.462	108	D NEALE	1	
104	E PAUL	9	111	S GILLARD	50	N/A	M WILLIS	5.750	108	A MILNER	1	
112	M SEO	8	111	L HAWLEY	50	N/A	B CARRINGTON	5.847	108	T REES	1	
112	TI REES	8	113	S LIVESEY	49	N/A	L WHITTAKER	5.875	108	R MAFFIN	1	
112	C BARTLETT	8	114	C BARTLETT	48	N/A	J McDONALD	6.458	108	T ALLDREAD	1	
112	Ca BLURTON	8	115	Mat McNULTY	47	N/A	B JEFFRIES	6.472	108	M HART	1	
112	J BLURTON	8	116	C WOODCOCK	46	N/A	L BELL	6.550	108	S MAFFIN	1	
117	A MILNER	7	117	D NEALE	44	N/A	D GEBAUERS	6.750	108	D GEBAUERS	1	
117	A REES	7	118	C CLARK	41	N/A	D NEALE	7.083	108	L BELL	1	
117	C CLARK	7	119	TI REES	40	N/A	L HAWLEY	7.083	108	M SEO	1	
117	N ZIMMERMANN	7	120	A REES	38	N/A	D JEFFRIES	7.111	108	A FEARN	1	
117	M BUCKLEY	7	120	J McDONALD	38	N/A	Mat McNULTY	7.167	108	I MATTHEWS	1	
122	M HART	6	122	A MILNER	36	N/A	C BARTLETT	7.344	108	M WILLIS	1	
122	S LIVESEY	6	123	B REES	35	N/A	J GRATTON	7.426	108	B REES	1	
122	SM BLURTON	6	124	M BUCKLEY	33	N/A	M WATTS	7.519	108	S TAGUE	1	
122	J McDONALD	6	125	M HART	31	N/A	C WOODCOCK	8.056	108	L CAPEWELL	1	
122	T KERR	6	125	A PARKIN	31	N/A	R FREEMAN	8.417	108	M BUCKLEY	1	
122	L WHITTAKER (26Nov24)	6	125	SM BLURTON	31	N/A	H MOHAMMED	8.500	108	S LIVESEY	1	
128	L BELL	5	128	L PARKIN	30	N/A	G CONNALLY	8.588	108	L PARKIN	1	
128	B REES	5	129	K JACKSON	29	N/A	B RILEY	8.697	108	A PARKIN	1	
128	L BLAKE	5	129	M WESTON	29	N/A	A STOTT	8.750	108	R FREEMAN	1	
128	A PARKIN	5	129	R FREEMAN	29	N/A	A MILNER	8.786	108	S MARTINEZ	1	
128	L PARKIN	5	132	L BELL	26	N/A	M HART	9.417	108	E DOYLE	1	
133	D SPENCER	4	132	M YEOMANS	26	N/A	Ca BLURTON	9.594				
133	M YEOMANS	4	134	S TAGUE	24	N/A	J BLURTON	9.781				
133	M WILLIS	4	134	T KERR	24	N/A	A PANK	10.114				
133	S TAGUE	4	136	D SPENCER	23	N/A	T ALLDREAD	10.167				
133	K JACKSON	4	137	M WILLIS	20	N/A	E GIBBS	10.417				
133	L CAPEWELL	4	137	L CAPEWELL	20	N/A	F McCANDLESS	10.558				
133	M WESTON	4	139	L WHITTAKER	18	N/A	C KAVANAGH	10.692				
140	T REES	3	140	T REES	16	N/A	TI REES	10.719				
140	D ALLDREAD	3	140	T ALLDREAD	16	N/A	D ALLDREAD	10.750				
140	T ALLDREAD	3	140	D GEBAUERS	16	N/A	A REES	10.786				
140	D GEBAUERS	3	143	D ALLDREAD	15	N/A	SM BLURTON	10.833				
140	E GIBBS	3	143	E GIBBS	15	N/A	A PARKIN	11.300				
140	R FREEMAN	3	145	H MOHAMMED	14	N/A	E PAUL	11.806				
146	N BLACK	2	146	L BLAKE	13	N/A	L PARKIN	12.900				
147	H MOHAMMED	1	147	N BLACK	10	N/A	S LIVESEY	13.083				
147	A STOTT	1	148	A STOTT	5	N/A	I PAUL	13.667				

JUNIOR STATISTICS 1992-2025, AFTER DHORC 721																																	
Sheet 1 of 4 (Note: Highlighted Names are Current 2025 Members, CS = Best Consecutive Results)																																	
POLES						IQR's Column 1						IQR's Column 2						WINS				FASTEST LAPS				BEST RACE LAPS				CHAMPIONSHIPS			
Pos	JUNIOR	No	CS	Pos	JUNIOR	No	CS	Pos	JUNIOR	No	CS	Pos	JUNIOR	No	CS	Pos	JUNIOR	No	CS	Pos	JUNIOR	No	CS	Pos	JUNIOR	No	CS	YEAR	JUNIOR				
1	R LITHERLAND	61	(8)	1	J SISMEY	215	(14)	56	M BRADLEY	2	1	A HALL	49	(13)	1	J SISMEY	58	(11)	1	R LITHERLAND	63	(7)	1992	S SLATER									
2	J SISMEY	56	(11)	2	R LITHERLAND	201	(12)	56	M WESTON	2	2	R LITHERLAND	46	(9)	2	R LITHERLAND	58	(7)	2	T CHADWICK	51	(7)	1993	M MINNIS									
3	J MELLOR	46	(15)	3	A TURNBULL	194	(16)	56	M LITHERLAND	2	3	J SISMEY	45	(6)	3	A HALL	45	(15)	3	A HALL	50	(16)	1994	M MINNIS (2)									
4	A TURNBULL	44	(5)	4	J MELLOR	193	(15)	56	E STOTT-ZAFIROPOULOS	2	4	A TURNBULL	45	(9)	4	T CHADWICK	43	(8)	4	J SISMEY	45	(11)	1995	AJ McPEAKE									
5	A HALL	42	(11)	5	A HALL	177	(22)	58	L BROOKS	2	5	T CHADWICK	44	(9)	5	A HUGHES	35	(12)	5	AJ McPEAKE	33	(5)	1996	AJ McPEAKE (2)									
6	AJ McPEAKE	34	(12)	6	T CHADWICK	165	(13)	58	D JACKSON	2	6	J MELLOR	35	(9)	6	AJ McPEAKE	33	(7)	6	S L SMITH	33	(23)	1997	C BRENTNALL									
7	T CHADWICK	33	(4)	7	L SMITH	135	(29)	58	J THOMPSON	2	7	J HUGHES-DOWD	35	(9)	7	L SMITH	33	(18)	7	J MELLOR	33	(6)	1998	T PANK									
8	L SMITH	33	(18)	8	M MINNIS	129	(18)	58	E WOODHOUSE	2	8	L SMITH	33	(9)	8	M MINNIS	30	(8)	8	L BOWLES	33	(7)	1999	C BOWLES									
9	JJ HUGHES-DOWD	32	(5)	9	AJ McPEAKE	123	(8)	69	P WALKER	1	9	M MINNIS	31	(9)	9	J PATEMAN	29	(5)	9	A HUGHES	32	(11)	2000	J HENRY									
10	J HENRY	31	(6)	10	A HUGHES	112	(24)	69	T SHARP	1	10	L BOWLES	31	(8)	10	L BOWLES	29	(5)	10	J PATEMAN	31	(6)	2001	J HENRY (2)									
11	L BOWLES	31	(7)	11	J HENRY	110	(12)	69	R L EY	1	11	AJ McPEAKE	29	(8)	11	J HUGHES-DOWD	29	(12)	11	A TURNBULL	31	(4)	2002	T CHADWICK									
12	M MINNIS	30	(8)	12	J PATEMAN	104	(6)	69	A HARTLEY	1	12	J HENRY	28	(4)	12	A TURNBULL	28	(4)	12	JJ HUGHES-DOWD	30	(6)	2003	J SISMEY (2)									
13	J PATEMAN	29	(6)	13	T MEASHAM	93	(11)	69	J MOSEDALE	1	12	J PATEMAN	28	(4)	13	J HENRY	25	(5)	13	M MINNIS	27	(8)	2004	T CHADWICK									
14	A HUGHES	28	(11)	14	C BRENTNALL	87	(5)	69	D SPENCER	1	14	A HUGHES	22	(6)	13	J MELLOR	25	(6)	14	J HENRY	25	(5)	2005	T CHADWICK (2)									
15	C BRENTNALL	24	(8)	15	JJ HUGHES-DOWD	78	(16)	69	T REES	1	15	C BRENTNALL	18	(3)	15	C BRENTNALL	20	(7)	15	C BRENTNALL	22	(7)	2006	T MEASHAM									
16	T MEASHAM	20	(5)	16	L BOWLES	66	(10)	69	M YEOMANS	1	15	T MEASHAM	18	(3)	15	T PANK	20	(5)	16	Z ROYTHORNE	17	(8)	2007	A HUGHES									
17	T PANK	16	(2)	17	C BOWLES	58	(4)	69	A GIBSPRING	1	17	C BOWLES	15	(2)	15	H SMITH	20	(4)	17	T PANK	18	(3)	2008	L SMITH									
18	J LAWSON	12	(4)	18	F HOLMES	52	(2)	69	E BLAKE	1	18	K LEVERS	13	(2)	18	K LEVERS	13	(2)	18	C BOWLES	13	(2)	2009	L SMITH (2)									
19	C BOWLES	11	(3)	19	T PANK	51	(4)	69	J GRATTON	1	18	H SMITH	13	(2)	19	B ROYTHORNE	14	(4)	18	K LEVERS	13	(2)	2010	K LEVERS									
20	H SMITH	11	(4)	20	P CONNALLY	44	(0)	69	G REYES-ENGLAND	1	20	T PANK	12	(2)	19	Z ROYTHORNE	14	(4)	20	P CONNALLY	12	(2)	2011	J MELLOR									
21	N GULL	9	(2)	21	K LEVERS	42	(4)	69	S ROYTHORNE	1	21	F HOLMES	10	(2)	21	J LAWSON	13	(3)	20	T MEASHAM	12	(3)	2012	J MELLOR (2)									
22	P CONNALLY	7	(3)	22	Z ROYTHORNE	40	(2)	69	J MARTINEZ	1	21	Z ROYTHORNE	10	(2)	22	P CONNALLY	10	(5)	21	M SMITH	12	(4)	2013	J PATEMAN									
23	K ASHWORTH	7	(2)	23	J LAWSON	30	(4)	69	E DOYLE	1	21	J LAWSON	10	(2)	22	T MEASHAM	10	(2)	22	N GULL	10	(3)	2014	A HALL									
24	K LEVERS	7	(2)	24	N GULL	29	(4)	69	R HUGHES	1	24	P CONNALLY	7	(1)	24	N GULL	9	(4)	23	J LAWSON	10	(3)	2015	A HALL (2)									
25	Z ROYTHORNE	7	(2)	25	H SMITH	28	(6)	69	T STEVENSON	1	24	N GULL	7	(1)	25	C BOWLES	7	(2)	25	JT HUGHES-DOWD	7	(2)	2016	R LITHERLAND									
26	J WOODHOUSE	7	(2)	26	B ROYTHORNE	24	(4)				26	J WOODHOUSE	6	(2)	25	JT HUGHES-DOWD	7	(2)	26	J WOODHOUSE	6	(2)	2017	R LITHERLAND (2)									
27	JT HUGHES-DOWD	7	(2)	27	R REES	23	(2)				27	JT HUGHES-DOWD	6	(1)	27	P MARTIN	6	(2)	27	K ASHWORTH	5	(2)	2018	A TURNBULL									
28	B ROYTHORNE	6	(2)	28	K ASHWORTH	21	(5)				28	J STEVENSON	5	(2)	28	K ASHWORTH	5	(2)	27	B ROYTHORNE	5	(2)	2019	A TURNBULL (2)									
29	F HOLMES	5	(2)	29	L TURNBULL	18	(2)				29	R REES	5	(1)	29	J LISTER	5	(1)	29	M WARREN	5	(1)	2020	N/A									
30	G HADDON	5	(2)	30	K ALI	16	(5)				30	K ALI	5	(1)	28	F HOLMES	5	(2)	29	J LISTER	4	(1)	2021	H SMITH									
31	S GILLARD	3	(2)	31	J LISTER	18	(2)				28	C BULLOCK	5	(1)	28	E WOODHOUSE	5	(2)	31	C DAVENPORT	3	(1)	2022	L BOWLES									
32	S SLATER	3	(2)	32	C BULLOCK	14	(4)				28	K ASHWORTH	5	(2)	31	D BARKER	4	(2)	31	S SLATER	3	(2)	2023	L BOWLES (2)									
33	C BULLOCK	3	(2)	33	M WARREN	13	(2)				33	G HADDON	4	(2)	32	Ca HOLLAND	4	(2)	31	D BARKER	3	(1)	2024	JJ HUGHES-DOWD									
34	M WARREN	3	(2)	34	S GILLARD	12	(3)				33	M WARREN	4	(2)	32	J WOODHOUSE	4	(2)	34	K ALI	2	(2)											
35	J LISTER	3	(2)	34	J WOODHOUSE	12	(3)				33	J LISTER	4	(2)	35	C DAVENPORT	3	(1)	34	C BULLOCK	2	(2)											
36	L TURNBULL	3	(2)	34	JT HUGHES-DOWD	12	(3)				33	B ROYTHORNE	4	(1)	35	M WARREN	3	(1)	34	L BLAKE	2	(1)											
37	J STEVENSON	2	(1)	37	C DAVENPORT	10	(1)				37	S SLATER	3	(2)	35	M BUCKLEY	3	(1)	34	P MARTIN	2	(1)											
38	R REES	2	(1)	37	G HADDON	10	(1)				37	K SCHOFIELD	3	(1)	38	S SLATER	2	(1)	34	F HOLMES	2	(1)											
39	Ca HOLLAND	2	(1)	37	P MARTIN	10	(2)				37	L TURNBULL	3	(2)	38	J STEVENSON	2	(1)	34	G REYES-ENGLAND	2	(1)											
40	A CHATTLE	2	(1)	40	S SLATER	9	(4)				40	C DAVENPORT	2	(1)	38	R REES	2	(1)	34	T STEVENSON	2	(1)											
41	E WOODHOUSE	2	(1)	40	R COOK	9	(2)				40	L BLAKE	2	(1)	38	K ALI	2	(2)	34	E WOODHOUSE	2	(1)											
42	C DAVENPORT	1	(1)	42	K COOK	8	(3)				40	A CHATTLE	2	(1)	38	M LITHERLAND	2	(1)	42	S GILLARD	1	(1)											
43	K ALI	1	(1)	43	J STEVENSON	6	(1)				40	P MARTIN	2	(1)	43	K SCHOFIELD	1	(1)	42	K SCHOFIELD	1	(1)											
44	K COOK	1	(1)	43	Ca HOLLAND	6	(1)				40	G REYES-ENGLAND	2	(1)	43	J BULLOCK	1	(1)	43	G HADDON	1	(1)											
45	R COOK	1	(1)	45	D BARKER	4	(1)				40	E WOODHOUSE	2	(2)	43	A HARTLEY	1	(1)	42	J STEVENSON	1	(1)											
46	L BLAKE	1	(1)	45	C CLARK	4	(1)				46	S GILLARD	1	(1)	43	C BULLOCK	1	(1)	42	E HENRY	1	(1)											
47	P MARTIN	1	(1)	45	R HUGHES	4	(1)				46	E HENRY	1	(1)	43	K COOK	1	(1)	42	J BULLOCK	1	(1)											
48	B JEFFRIES	1	(1)	45	B BROOKS	4	(1)				46	J BULLOCK	1	(1)	43	K JACKSON	1	(1)	42	C CLARK	1	(1)											
49	M LITHERLAND	1	(1)	46	K SCHOFIELD	3	(2)				46	S TAGUE	1	(1)	43	M BRADLEY	1	(1)	42	R REES	1	(1)											
50	D PAUL	1	(1)	48	M McNILTY	3	(1)				46	L CAPEWELL	1	(1)	43	J ELMORE	1	(1)	42	K COOK	1	(1)											
51	T STEVENSON	1	(1)	48	K JACKSON	3	(1)				46	M BUCKLEY	1	(1)	43	D PAUL	1	(1)	42	S TAGUE	1	(1)											
				48	A WATHEY	3	(1)				46	B JEFFRIES	1	(1)	43	S ROYTHORNE	1	(1)	42	K JACKSON	1	(1)											
				48	A CHATTLE	3	(1)				46	M LITHERLAND	1	(1)	43	T STEVENSON	1	(1)	42	A WATHEY	1	(1)											
				48	B JEFFRIES	3	(1)				46	J THOMPSON	1	(1)					42	Ca HOLLAND	1	(1)											
				48	D PAUL	3	(2)				46	E DOYLE	1	(1)					42	M BUCKLEY	1	(1)											
				56	J WATSON	2	(1)				48	T STEVENSON	1	(1)					42	A CHATTLE	1	(1)											
				56	S SCHULE	2	(1)												42	M BRADLEY	1	(1)											
				56	E HENRY	2	(1)												42	M LITHERLAND	1	(1)											
				56	J BULLOCK	2	(1)												42	L TURNBULL	1	(1)											
				56	S TAGUE	2	(1)												42	L TURNBULL	1	(1)											

IQR Means Individual Qualifying Rounds i.e. Yellow, Green, Red and Blue Laps on a Normal Club Night

Outright Track Record Holders After DHORC 721

Adults

Pos	Name	Qualifying	F1	GC	F1	GC	Total
			Fastest Laps	Fastest Laps	Race Laps	Race Laps	
1	L Pateman	35	46	60	28	48	217
2	S Goodlip	27	43	10	35	19	134
3	A Smith	45	10	34	13	31	133
4	N Sismey	16	7	12	15	16	66
5	J Sismey	15	7	8	13	12	55
6	M Chadwick	12			8	9	29
7	P Rees	5	3		11	3	22
7	W Lander	8	5	3	6		22
9	A McPeake	4	3	5	7		19
10	J Tague	4	3	2	2	5	16
11	J Lymer	4	2	1	2	1	10
12	T Baldock	3	1	1	1	2	8
13	D Garbett	1	1	1	3	1	7
14	L Smith	2	1	3			6
15	A Turnbull		2		3		5
15	C Roythorne		2	2		1	5
17	J Neale				2	1	3
17	S Anand	1			1	1	3
17	T Chadwick		1		2		3
17	J Lamb	1		1	1		3
17	C Bowles	2	1				3
22	M Allsopp				2		2
22	S Lander			1	1		2
24	JJ Hughes-Dowd				1		1
24	G Peach		1				1
24	D McPeake		1				1
24	J Roythorne				1		1
24	S Smith				1		1
24	S Pank				1		1
24	D Hughes-Dowd	1					1
24	M Graham			1			1
Total		185	140	144	160	150	779

Note: Some Records Can Be Held By More Than One Member - Highlighted Names 2025 Members

Outright Track Record Holders After DHORC 721

Juniors

Pos	Name	Qualifying	F1	GC	F1	GC	Total
			Fastest Laps	Fastest Laps	Race Laps	Race Laps	
1	A Turnbull	31	21	16	33	17	118
2	R Litherland	24	21	26	13	28	112
3	J Sismey	15	15	12	11	17	70
4	A Hall	12	8	6	13	11	50
5	T Chadwick	7	6	10	7	19	49
6	JJ Hughes-Dowd	19	9	4	11	2	45
7	AJ McPeake	10	9	4	9	4	36
8	L Bowles	12	3	5	2	8	30
9	T Measham	6	4	1	13	3	27
9	J Henry	2	9	5	9	2	27
11	J Mellor	10	4	4	2	4	24
11	H Smith	7	5	5	3	4	24
13	M Minnis	6	2	4	2	5	19
14	Z Roythorne	2	2	6		8	18
15	J Pateman	4	4	5	1	3	17
16	B Roythorne	1	1	6		2	10
17	F Holmes	1	3	2	3		9
17	C Brentnall		2	3		4	9
19	A Hughes	2	1	5			8
19	L Smith		4		4		8
21	J Woodhouse	4	1	1	1		7
21	J Lawson	2		1	2	2	7
21	JT Hughes-Dowd	3		2		2	7
24	T Pank		1	3	2		6
24	C Bowles	2	1		1	2	6
24	E Woodhouse	2	1	2	1		6
27	P Connally		1	3			4
27	R Rees	1	1	1		1	4
27	K Ashworth	1	1	1		1	4
27	L Turnbull	1	1		2		4
31	K Levers		1		1	1	3
32	P Martin		1		1		2
32	N Gull		1		1		2
34	Ca Holland			1			1
34	E Henry		1				1
34	C Clark					1	1
34	K Ali				1		1
34	B Brooks				1		1
34	J Elmore		1				1
34	S Roythorne			1			1
34	A Hartley			1			1
Total		187	146	146	150	151	780

Note: Some Records Can Be Held By More Than One Member - Highlighted Names 2025 Members

DHORC Statistics 2025

Poles		Adult			Junior			Poles	
Records		Name	Total	2025	Name	Total	2025	Records	
All Time		L Pateman	131		JJ Hughes-Dowd	32	1	All Time	
L Pateman	131	S Goodlip	103		J Woodhouse	7		R Litherland	61
Season		N Sismey	86		JT Hughes-Dowd	7	1	Season	
A Smith	18	A Smith	79	1	T Stevenson	1		L Smith	21
		L Smith	7					JJ Hughes-Dowd	21
		C Bowles	3	1					
		R Litherland	2						
		D Hughes-Dowd	1						
Race Wins		Adult			Junior			Race Wins	
Records		Name	Total	2025	Name	Total	2025	Records	
All Time		L Pateman	124		JJ Hughes-Dowd	35	2	All Time	
L Pateman	124	S Goodlip	99		J Woodhouse	6		A Hall	49
Season		N Sismey	86		JT Hughes-Dowd	6		Season	
W Lander	16	A Smith	69	1	T Stevenson	1		JJ Hughes-Dowd	23
		L Smith	4						
		C Bowles	3	1					
		R Litherland	2						
Fast Laps		Adult			Junior			Fast Laps	
Records		Name	Total	2025	Name	Total	2025	Records	
All Time		L Pateman	290	1	JJ Hughes-Dowd	29	1	All Time	
L Pateman	290	A Smith	80	1	JT Hughes-Dowd	7	1	J Sismey	59
Season		S Goodlip	73		J Woodhouse	4		Season	
L Pateman	19	N Sismey	51		T Stevenson	1		JJ Hughes-Dowd	22
A Smith	19	L Smith	7						
		C Bowles	4						
		M Graham	1						
		R Litherland	1						
Race Laps		Adult			Junior			Race Laps	
Records		Name	Total	2025	Name	Total	2025	Records	
All Time		L Pateman	192		JJ Hughes-Dowd	30	1	All Time	
L Pateman	192	N Sismey	91		JT Hughes-Dowd	7	1	R Litherland	63
Season		S Goodlip	84	1	J Woodhouse	6		Season	
A Smith	17	A Smith	84	1	T Stevenson	2		A Hall	22
		L Smith	10						
		C Bowles	2						

Current Members Best Ever Position Records after DHORC 721																			
Qualifying					Final Position					Fastest Laps					Race Laps				
Pos	Adult	DHORC	Gap	Date	Pos	Adult	DHORC	Gap	Date	Pos	Adult	DHORC	Gap	Date	Pos	Adult	DHORC	Gap	Date
1	A Smith	720	0	07-Jan-25	1	A Smith	720	0	07-Jan-25	1	A Smith	721	0	07-Jan-25	1	A Smith	721	0	07-Jan-25
1	C Bowles	720	1	07-Jan-25	1	C Bowles	720	1	07-Jan-25	1	L Pateman	720	1	07-Jan-25	1	S Goodlip	720	1	07-Jan-24
1	S Goodlip	719	2	10-Dec-24	1	S Goodlip	719	2	10-Dec-24	1	S Goodlip	717	4	26-Nov-24	1	P Rees	716	5	26-Nov-24
1	L Smith	718	3	10-Dec-24	1	P Rees	716	5	26-Nov-24	1	R Litherland	709	12	24-Sep-24	1	L Pateman	703	18	23-Jul-24
1	P Rees	708	13	24-Sep-24	1	L Pateman	703	18	23-Jul-24	1	M Graham	703	18	23-Jul-24	1	N Sismey	673	48	25-Jul-23
1	R Litherland	705	16	23-Jul-24	1	N Sismey	673	48	25-Jul-23	1	P Rees	694	27	14-May-24	1	C Bowles	653	68	08-Nov-22
1	D Hughes-Dowd	703	18	23-Jul-24	1	R Litherland	652	69	18-Oct-22	1	N Sismey	672	49	25-Jul-23	1	L Smith	579	142	04-Sep-18
1	L Pateman	702	19	23-Jul-24	1	L Smith	566	155	24-Feb-18	1	C Bowles	669	52	18-Jul-23	2	R Litherland	624	97	28-Sep-21
1	N Sismey	672	49	25-Jul-23	3	D Latham	704	17	23-Jul-24	1	L Smith	591	130	23-Feb-19	3	D Latham	704	17	23-Jul-24
2	A Woodhouse	674	47	25-Jul-23	3	L Blacker	673	48	25-Jul-23	2	D Hughes-Dowd	702	19	23-Jul-24	3	L Blacker	674	47	25-Jul-23
3	D Latham	704	17	23-Jul-24	3	A Woodhouse	672	49	25-Jul-23	3	L Blacker	691	30	09-Apr-24	3	A Woodhouse	672	49	25-Jul-23
4	A Stevenson	703	18	23-Jul-24	3	D Turnbull	527	194	13-Sep-16	4	M Dutton	702	19	23-Jul-24	4	M Graham	702	19	23-Jul-24
4	D Turnbull	658	63	13-Dec-22	4	M Graham	702	19	23-Jul-24	4	D Latham	700	21	16-Jul-24	5	D Turnbull	596	125	09-Apr-19
4	L Blacker	650	71	27-Sep-22	6	D Hughes-Dowd	709	12	24-Sep-24	4	D Turnbull	564	157	24-Feb-18	6	D Hughes-Dowd	709	12	24-Sep-24
6	M Dutton	699	22	25-Jun-24	6	M Dutton	699	22	25-Jun-24	5	A Woodhouse	674	47	25-Jul-23	7	A Stevenson	702	19	23-Jul-24
8	M Graham	690	31	09-Apr-24	7	A Stevenson	702	19	23-Jul-24	6	A Stevenson	703	18	23-Jul-24	8	M Dutton	647	74	09-Aug-22
10	S Whitaker	717	4	26-Nov-24	13	C Blake	720	1	07-Jan-25	12	S Whitaker	717	4	10-Dec-24	14	S Whitaker	717	4	26-Nov-24
17	C Blake	721	0	07-Jan-25	16	S Whitaker	716	5	26-Nov-24	17	C Blake	721	0	07-Jan-25	17	C Blake	721	0	07-Jan-25
1	JT Hughes-Dowd	721	0	07-Jan-24	1	JJ Hughes-Dowd	721	0	07-Jan-25	1	JT Hughes-Dowd	721	0	07-Jan-25	1	JT Hughes-Dowd	721	0	07-Jan-25
1	JJ Hughes-Dowd	720	1	07-Jan-25	1	JT Hughes-Dowd	717	4	26-Nov-24	1	JJ Hughes-Dowd	720	1	07-Jan-25	1	JJ Hughes-Dowd	720	1	07-Jan-24
1	J Woodhouse	716	5	26-Nov-24	1	J Woodhouse	707	14	06-Aug-24	1	J Woodhouse	707	14	06-Aug-24	1	J Woodhouse	707	14	06-Aug-24
1	T Stevenson	699	22	25-Jun-24	1	T Stevenson	703	18	23-Jul-24	1	T Stevenson	703	18	23-Jul-24	1	T Stevenson	703	18	23-Jul-24
2	J Graham	696	25	04-Jun-24	2	J Graham	697	24	04-Jun-24	2	J Graham	696	25	04-Jun-24	4	L Whitaker	716	5	26-Nov-24
3	L Whitaker	716	5	26-Nov-24	4	L Whitaker	716	5	26-Nov-24	5	L Whitaker	719	2	10-Dec-24	4	J Graham	696	25	04-Jun-24

Distance Covered In DHORC Club Championship 2025							
Pos	Competitor	Class	Laps	Feet	Feet / Race	Miles	Races
1	S Goodlip	A	192.3	19,102	2,388	3.6	8
2	P Rees	A	156.5	15,546	2,221	2.9	7
3	C Bowles	A	151.2	15,019	2,503	2.8	6
4	L Smith	A	151.1	15,009	1,876	2.8	8
5	A Smith	A	150.9	14,989	2,498	2.8	6
6	N Sismey	A	148.6	14,761	2,109	2.8	7
7	R Litherland	A	138.0	13,708	2,285	2.6	6
8	L Pateman	A	129.1	12,824	2,137	2.4	6
9	L Blacker	A	127.1	12,625	2,104	2.4	6
10	JT Hughes-Dowd	J	124.2	12,337	1,762	2.3	7
11	JJ Hughes-Dowd	J	122.6	12,178	2,030	2.3	6
12	D Turnbull	A	117.9	11,711	1,952	2.2	6
13	D Latham	A	113.2	11,244	1,874	2.1	6
14	A Woodhouse	A	112.4	11,165	1,861	2.1	6
15	M Graham	A	107.3	10,658	1,776	2.0	6
16	D Hughes-Dowd	A	106.8	10,609	1,768	2.0	6
17	J Graham	J	106.6	10,589	1,513	2.0	7
18	J Woodhouse	J	105.8	10,509	1,752	2.0	6
19	A Stevenson	A	103.5	10,281	1,713	1.9	6
20	M Dutson	A	95.4	9,476	1,579	1.8	6
21	T Stevenson	J	94.1	9,347	1,558	1.8	6
22	C Blake	A	81.2	8,066	1,344	1.5	6
23	L Whittaker	J	73.2	7,271	1,212	1.4	6
Pos	Competitor	Class	2,809.0	279,026.4	1,905.0	52.8	146

Next Circuit

Interlagos



Where Do We Race Next?

What Are The Records?

Who Has Been On The Podium?

Circuit History

The Autódromo José Carlos Pace, better known as Autódromo de Interlagos or simply **Interlagos**, is a 4.309 km (2.677 mi) motorsport circuit located in the city of São Paulo, Brazil. It was inaugurated on 12 May 1940, by the federal intervener of the São Paulo province, Adhemar de Barros. In 1985, the circuit was renamed to honour the Formula 1 driver José Carlos Pace, who died in a plane crash in 1977. Attached to its facilities there is a kart circuit named after Ayrton Senna. It runs counterclockwise.

It is internationally known for hosting the Lollapalooza music festival. It has hosted the Formula One Brazilian Grand Prix since 1973. It also hosted the Brazilian motorcycle Grand Prix in 1992, the Deutsche Tourenwagen Meisterschaft in 1996, the FIA GT1 World Championship in 2010, and the FIA World Endurance Championship from 2012 to 2014. As the major racetrack in the country it also hosted many previous and active national championships such as Stock Car Brasil, Campeonato Sudamericano de GT, Fórmula Truck, Copa Truck, Formula 3 Sudamericana, Brazilian Formula Three Championship, and Mil Milhas Brasil. In addition, the Prova Ciclística 9 de Julho road cycling race was held at the venue from 2002 to 2006 and from 2008 to 2013.

Interlagos Adult Best Off Chart 1									
Qualifying Combined					Final Points				
Pos	Adult	Laps	MPH	Date	Pos	Adult	Pts	Date	
1	S Goodlip	97.7	10.547	31-Jan-23	1	M Allsopp	5.0	27-Jun-17	
2	A Smith	94.2	10.169	22-Oct-19	2	D Edwards	4.5	22-Oct-19	
3	N Simey	91.9	9.921	13-Oct-15	3	D Turnbull	3.5	13-Oct-15	
4	L Pateman	91.2	9.845	22-Oct-19	3	N Simey	3.5	27-Jun-17	
5	A Turnbull	88.2	9.522	22-Oct-19	3	P Rees	3.5	31-Jan-23	
6	P Rees	88.1	9.511	22-Oct-19	3	L Bowles	3.5	31-Jan-23	
7	J Simey	87.4	9.435	08-Oct-13	7	R Crossland	3.0	08-Oct-13	
8	J Lymer	86.7	9.360	27-Jun-17	7	D Passell	3.0	13-Oct-15	
9	L Smith	84.3	9.101	08-Oct-13	7	K Alcock	3.0	27-Jun-17	
10	C Bowles	82.8	8.939	31-Jan-23	7	L Blacker	3.0	22-Oct-19	
11	G Peach	80.6	8.701	27-Jun-17	7	A Turnbull	3.0	31-Jan-23	
12	R Blake	78.3	8.453	08-Oct-13	7	H Smith	3.0	31-Jan-23	
13	J Holmes	78.2	8.442	13-Oct-15	13	G Peach	2.5	08-Oct-13	
14	D Turnbull	78.0	8.420	22-Oct-19	13	J Lamb	2.5	13-Oct-15	
15	D Passell	77.8	8.399	13-Oct-15	13	JJ Hughes-Dowd	2.5	18-Jul-23	
16	D Edwards	76.5	8.259	22-Oct-19	16	J Simey	2.0	08-Oct-13	
17	D Garbett	76.2	8.226	31-Jan-23	16	S Goodlip	2.0	27-Jun-17	
18	J Tetley	76.1	8.215	13-Oct-15	16	A Smith	2.0	22-Oct-19	
19	J Lamb	75.5	8.151	13-Oct-15	19	R Blake	1.5	08-Oct-13	
20	C Roythorne	72.2	7.794	08-Oct-13	19	K Payne	1.5	08-Oct-13	
21	M Allsopp	71.9	7.762	27-Jun-17	19	J Litherland	1.5	08-Oct-13	
22	R Masters	71.5	7.719	27-Jun-17	19	L Pateman	1.5	13-Oct-15	
23	L Williamson	71.4	7.708	22-Oct-19	19	L Smith	1.5	13-Oct-15	
24	K Payne	71.1	7.676	08-Oct-13	19	L Williamson	1.5	13-Oct-15	
25	L Blacker	70.8	7.643	22-Oct-19	19	J Holmes	1.5	27-Jun-17	
26	S Gray	70.3	7.589	31-Jan-23	19	D Garbett	1.5	22-Oct-19	
27	R Crossland	69.5	7.503	08-Oct-13	19	S Smith	1.5	31-Jan-23	
28	L Bowles	68.8	7.427	31-Jan-23	19	D Hughes-Dowd	1.5	31-Jan-23	
29	M Martinez	66.5	7.179	22-Oct-19	19	S Gray	1.5	18-Jul-23	
30	A Thompson	66.0	7.125	31-Jan-23	19	C Bowles	1.5	18-Jul-23	
31	D Latham	65.6	7.082	31-Jan-23	31	J Tetley	1.0	13-Oct-15	
32	S Smith	65.5	7.071	31-Jan-23	31	R Masters	1.0	13-Oct-15	
33	K Alcock	64.7	6.985	22-Oct-19	31	C Stannard	1.0	13-Oct-15	
34	H Smith	63.1	6.812	31-Jan-23	31	J Lymer	1.0	08-Oct-13	
35	JJ Hughes-Dowd	62.8	6.780	31-Jan-23	31	P Barber	1.0	08-Oct-13	
36	R Lawson	62.1	6.704	27-Jun-17	31	D Latham	1.0	18-Jul-23	
37	J Litherland	61.0	6.585	08-Oct-13	37	C Roythorne	0.5	08-Oct-13	
38	P Barber	59.4	6.413	08-Oct-13	38	R Lawson	0.0	27-Jun-17	
39	C Stannard	58.0	6.261	13-Oct-15	38	T Hagues	0.0	27-Jun-17	
40	A Woodhouse	57.3	6.186	31-Jan-23	38	M Martinez	0.0	27-Jun-17	
41	T Hagues	56.5	6.099	27-Jun-17	38	L Elmore	0.0	13-Oct-15	
42	L Elmore	55.7	6.013	13-Oct-15	38	A Thompson	0.0	31-Jan-23	
43	D Hughes-Dowd	54.9	5.927	31-Jan-23	38	A Woodhouse	0.0	31-Jan-23	
44	A Stevenson	10.0	N/A	N/A	38	A Stevenson	0.0	18-Jul-23	

Round 3		Interlagos (Brazil)			Round 4	
Previous Results						
Adults			1st	2nd	3rd	
DHRC 23	04-Jan	1994	203'1"	N Sismey	J Tague	S Goodlip
DHRC 24	28-Jan	1994	203'1"	S Goodlip	M Chadwick	N Sismey
DHRC 25	15-Feb	1994	203'1"	J Neale	N Sismey	J Tague
DHRC 26	08-Mar	1994	203'1"	J Tague	A Smith	J Neale
DHRC 78	01-Apr	1997	203'1"	M Chadwick	S Goodlip	N Sismey
DHRC 98	31-Mar	1998	203'1"	N Sismey	M Chadwick	S Goodlip
DHRC 118	30-Mar	1999	203'1"	N Sismey	P Rees	R Seaman
DHRC 138	28-Mar	2000	203'1"	L Pateman	M Chadwick	S Goodlip
DHRC 249	03-May	2005	203'1"	M Chadwick	N Sismey	W Lander
DHRC 304	16-Oct	2007	203'1"	W Lander	N Sismey	J Sismey
DHRC 347	06-Oct	2009	203'1"	J Sismey	L Pateman	N Sismey
DHRC 400	11-Oct	2011	203'1"	L Pateman	P Rees	S Anand
DHRC 452	08-Oct	2013	114'0"	J Sismey	N Sismey	L Smith
DHRC 504	13-Oct	2015	114'0"	N Sismey	P Rees	D Passell
DHRC 510	09-Feb	2016	414'2"	J Sismey	S Goodlip	N Sismey
DHRC 548	27-Jun	2017	114'0"	S Goodlip	N Sismey	L Pateman
DHRC 610	22-Oct	2019	114'0"	A Smith	L Pateman	P Rees
DHRC 660	31-Jan	2023	114'0"	A Smith	S Goodlip	A Turnbull
DHRC 669	18-Jul	2023	114'0"	S Goodlip	A Smith	N Sismey
DHRC 670	18-Jul	2023	114'0"	A Smith	S Goodlip	A Turnbull
DHRC 722 F1	28-Jan	2025	114'0"			
DHRC 723 GC	28-Jan	2025	114'0"			
Juniors			1st	2nd	3rd	
DHRC 23	04-Jan	1994	203'1"	M Minnis	AJ McPeake	K Schofield
DHRC 24	28-Jan	1994	203'1"	M Minnis	AJ McPeake	J Henry
DHRC 25	15-Feb	1994	203'1"	M Minnis	AJ McPeake	C Davenport
DHRC 26	08-Mar	1994	203'1"	M Minnis	AJ McPeake	C Davenport
DHRC 78	01-Apr	1997	203'1"	C Bowles	J Henry	J Stevenson
DHRC 98	31-Mar	1998	203'1"	T Pank	C Bowles	J Stevenson
DHRC 118	30-Mar	1999	203'1"	C Bowles	J Henry	D Barker
DHRC 138	28-Mar	2000	203'1"	J Henry	T Pank	P Connally
DHRC 249	03-May	2005	203'1"	T Chadwick	J Sismey	T Measham
DHRC 304	16-Oct	2007	203'1"	C Bullock	A Hughes	M Warren
DHRC 347	06-Oct	2009	203'1"	L Smith	K Levers	J Mellor
DHRC 400	11-Oct	2011	203'1"	J Mellor	J Pateman	J Lister
DHRC 452	08-Oct	2013	114'0"	A Hall	P Martin	R Litherland
DHRC 504	13-Oct	2015	114'0"	A Hall	F Holmes	M Litherland
DHRC 510	09-Feb	2016	414'2"	A Turnbull	F Holmes	R Litherland
DHRC 548	27-Jun	2017	114'0"	A Turnbull	F Holmes	L Turnbull
DHRC 610	22-Oct	2019	114'0"	A Turnbull	L Turnbull	R Litherland
DHRC 660	31-Jan	2023	114'0"	L Bowles	E Doyle	JJ Hughes-Dowd
DHRC 669	18-Jul	2023	114'0"	L Bowles	JJ Hughes-Dowd	J Woodhouse
DHRC 670	18-Jul	2023	114'0"	L Bowles	JJ Hughes-Dowd	J Woodhouse
DHRC 722 F1	28-Jan	2025	114'0"			
DHRC 723 GC	28-Jan	2025	114'0"			

Circuit Records			Lap Length 114'	
Qualifying				
F1/GC	S Goodlip	31Jan23	97.7 Laps	
F1	S Goodlip	18Jul23	42.5 Laps	
GC	A Smith	18Jul23	55.3 Laps	
Fastest Laps				
F1	S Goodlip	22Oct19	7.01 Secs	
GC	L Pateman	22Oct19	5.45 Secs	
Race Laps				
F1	S Goodlip	31Jan23	23.0 Laps	
GC	A Smith	31Jan23	28.4 Laps	
Final Points				
5.0 Points	M Allsopp	27Jun17		



DHRC 722 & 723

Interlagos Adult Best Off Chart 2 - F1

Qualifying					Fastest Laps					Race Laps				
Pos	Adult	Laps	MPH	Date	Pos	Adult	Time	MPH	Date	Pos	Adult	Laps	MPH	Date
1	S Goodlip	42.5	9.176	18-Jul-23	1	S Goodlip	7.01	11.088	22-Oct-19	1	S Goodlip	23.0	9.932	31-Jan-23
2	A Smith	41.0	8.852	18-Jul-23	2	L Pateman	7.42	10.475	27-Jun-17	2	P Rees	21.6	9.327	22-Oct-19
3	N Sismey	40.4	8.723	18-Jul-23	3	C Bowles	7.45	10.433	18-Jul-23	3	A Smith	21.5	9.284	22-Oct-19
4	P Rees	39.3	8.485	18-Jul-23	4	A Smith	7.56	10.281	18-Jul-23	4	L Pateman	21.3	9.198	22-Oct-19
5	C Bowles	38.8	8.377	18-Jul-23	5	P Rees	7.67	10.134	18-Jul-23	5	N Sismey	21.0	9.068	27-Jun-17
6	L Bowles	36.5	7.881	18-Jul-23	6	N Sismey	7.83	9.927	27-Jun-17	6	J Sismey	20.6	8.895	08-Oct-13
7	A Woodhouse	34.8	7.514	18-Jul-23	6	A Turnbull	7.83	9.927	18-Jul-23	7	C Bowles	20.4	8.809	18-Jul-23
8	D Turnbull	34.4	7.427	18-Jul-23	8	J Sismey	7.84	9.914	08-Oct-13	8	J Lymer	20.0	8.636	27-Jun-17
9	A Turnbull	32.8	7.082	18-Jul-23	9	R Blake	8.10	9.596	08-Oct-13	8	A Turnbull	20.0	8.636	18-Jul-23
10	S Gray	32.6	7.039	18-Jul-23	10	L Smith	8.16	9.525	08-Oct-13	8	L Bowles	20.0	8.636	18-Jul-23
11	A Stevenson	31.9	6.888	18-Jul-23	10	G Peach	8.16	9.525	22-Oct-19	11	R Blake	19.5	8.420	08-Oct-13
12	JJ Hughes-Dowd	31.3	6.758	18-Jul-23	12	D Edwards	8.21	9.467	27-Jun-17	12	D Edwards	19.4	8.377	22-Oct-19
13	D Hughes-Dowd	29.2	6.305	18-Jul-23	13	L Bowles	8.29	9.376	18-Jul-23	13	L Smith	19.3	8.334	08-Oct-13
14	L Blacker	21.1	4.556	18-Jul-23	14	D Garbett	8.40	9.253	31-Jan-23	14	M Allsopp	19.2	8.291	27-Jun-17
15	D Latham	11.4	2.461	18-Jul-23	15	J Lymer	8.43	9.220	27-Jun-17	15	G Peach	19.1	8.248	27-Jun-17
16	A Thompson	N/A	N/A	N/A	16	M Allsopp	8.45	9.198	27-Jun-17	16	D Turnbull	18.9	8.161	27-Jun-17
16	C Roythorne	N/A	N/A	N/A	17	J Holmes	8.49	9.155	13-Oct-15	17	J Tetley	18.6	8.032	13-Oct-15
16	C Stannard	N/A	N/A	N/A	17	D Turnbull	8.49	9.155	18-Jul-23	17	J Holmes	18.6	8.032	27-Jun-17
16	D Edwards	N/A	N/A	N/A	19	J Tetley	8.54	9.102	13-Oct-15	17	A Woodhouse	18.6	8.032	18-Jul-23
16	D Garbett	N/A	N/A	N/A	20	L Williamson	8.57	9.070	22-Oct-19	20	R Masters	17.7	7.643	13-Oct-15
16	D Passell	N/A	N/A	N/A	21	L Blacker	8.62	9.017	31-Jan-23	21	D Passell	17.6	7.600	13-Oct-15
16	G Peach	N/A	N/A	N/A	22	K Payne	8.81	8.823	08-Oct-13	21	S Gray	17.6	7.600	18-Jul-23
16	H Smith	N/A	N/A	N/A	22	A Woodhouse	8.81	8.823	18-Jul-23	23	D Garbett	17.5	7.557	22-Oct-19
16	J Holmes	N/A	N/A	N/A	24	D Hughes-Dowd	8.86	8.773	18-Jul-23	24	D Latham	17.4	7.514	31-Jan-23
16	J Lamb	N/A	N/A	N/A	25	A Stevenson	8.90	8.733	18-Jul-23	24	A Stevenson	17.4	7.514	18-Jul-23
16	J Litherland	N/A	N/A	N/A	26	R Masters	8.94	8.694	13-Oct-15	26	C Roythorne	17.2	7.427	08-Oct-13
16	J Lymer	N/A	N/A	N/A	27	K Alcock	8.96	8.675	27-Jun-17	26	L Blacker	17.2	7.427	18-Jul-23
16	J Sismey	N/A	N/A	N/A	28	JJ Hughes-Dowd	9.02	8.617	18-Jul-23	28	L Williamson	17.0	7.341	27-Jun-17
16	J Tetley	N/A	N/A	N/A	29	S Gray	9.03	8.608	18-Jul-23	28	K Alcock	17.0	7.341	27-Jun-17
16	K Alcock	N/A	N/A	N/A	30	D Passell	9.06	8.579	13-Oct-15	30	K Payne	16.6	7.168	08-Oct-13
16	K Payne	N/A	N/A	N/A	31	D Latham	9.09	8.551	31-Jan-23	31	J Lamb	16.5	7.125	13-Oct-15
16	L Elmore	N/A	N/A	N/A	32	C Roythorne	9.13	8.513	08-Oct-13	32	M Martinez	16.2	6.995	22-Oct-19
16	L Pateman	N/A	N/A	N/A	33	A Thompson	9.26	8.394	31-Jan-23	32	JJ Hughes-Dowd	16.2	6.995	18-Jul-23
16	L Smith	N/A	N/A	N/A	34	J Lamb	9.47	8.208	22-Oct-19	34	D Hughes-Dowd	16.0	6.909	18-Jul-23
16	L Williamson	N/A	N/A	N/A	35	M Martinez	9.70	8.013	22-Oct-19	35	S Smith	15.9	6.866	27-Jun-17
16	M Allsopp	N/A	N/A	N/A	36	R Crossland	9.80	7.931	08-Oct-13	36	R Crossland	15.8	6.823	08-Oct-13
16	M Martinez	N/A	N/A	N/A	36	J Litherland	9.80	7.931	08-Oct-13	37	P Barber	15.5	6.693	08-Oct-13
16	P Barber	N/A	N/A	N/A	38	S Smith	9.97	7.796	27-Jun-17	38	T Hagues	15.0	6.477	27-Jun-17
16	R Blake	N/A	N/A	N/A	39	H Smith	10.00	7.773	31-Jan-23	38	A Thompson	15.0	6.477	31-Jan-23
16	R Crossland	N/A	N/A	N/A	40	T Hagues	10.14	7.665	27-Jun-17	40	C Stannard	14.7	6.348	13-Oct-15
16	R Lawson	N/A	N/A	N/A	41	C Stannard	10.33	7.524	13-Oct-15	41	J Litherland	14.6	6.305	08-Oct-13
16	R Masters	N/A	N/A	N/A	42	R Lawson	10.34	7.517	27-Jun-17	41	H Smith	14.6	6.305	31-Jan-23
16	S Smith	N/A	N/A	N/A	43	L Elmore	10.78	7.210	13-Oct-15	43	R Lawson	14.4	6.218	27-Jun-17
16	T Hagues	N/A	N/A	N/A	44	P Barber	10.85	7.164	08-Oct-13	44	L Elmore	12.6	5.441	13-Oct-15



Interlagos Adult Best Off Chart 3 - GC

Qualifying					Fastest Laps					Race Laps				
Pos	Adult	Laps	MPH	Date	Pos	Adult	Time	MPH	Date	Pos	Adult	Laps	MPH	Date
1	A Smith	55.3	11.940	18-Jul-23	1	L Pateman	5.45	14.262	22-Oct-19	1	A Smith	28.4	12.264	31-Jan-23
2	A Turnbull	54.7	11.810	18-Jul-23	2	A Smith	5.47	14.210	31-Jan-23	2	S Goodlip	28.2	12.177	18-Jul-23
3	S Goodlip	52.5	11.335	18-Jul-23	2	S Goodlip	5.47	14.210	18-Jul-23	3	L Pateman	27.9	12.048	22-Oct-19
4	N Sismey	51.0	11.011	18-Jul-23	4	A Turnbull	5.95	13.063	18-Jul-23	4	A Turnbull	27.7	11.961	18-Jul-23
5	C Bowles	50.1	10.817	18-Jul-23	5	N Sismey	6.03	12.890	31-Jan-23	5	N Sismey	26.8	11.573	13-Oct-15
6	P Rees	45.6	9.845	18-Jul-23	6	C Bowles	6.17	12.598	31-Jan-23	6	C Bowles	26.4	11.400	18-Jul-23
7	D Turnbull	45.2	9.759	18-Jul-23	7	J Lamb	6.19	12.557	13-Oct-15	7	G Peach	25.6	11.055	31-Jan-23
8	L Blacker	44.5	9.608	18-Jul-23	8	G Peach	6.23	12.476	31-Jan-23	8	J Sismey	25.4	10.968	08-Oct-13
9	L Bowles	42.7	9.219	18-Jul-23	9	J Sismey	6.52	11.921	08-Oct-13	8	P Rees	25.4	10.968	22-Oct-19
10	JJ Hughes-Dowd	41.6	8.982	18-Jul-23	10	D Garbett	6.54	11.885	31-Jan-23	10	D Passell	24.9	10.752	13-Oct-15
11	S Gray	40.5	8.744	18-Jul-23	11	P Rees	6.58	11.813	22-Oct-19	11	J Lymer	24.5	10.580	27-Jun-17
12	A Stevenson	39.1	8.442	18-Jul-23	12	JJ Hughes-Dowd	6.74	11.532	18-Jul-23	12	J Lamb	24.4	10.536	13-Oct-15
13	D Hughes-Dowd	35.3	7.622	18-Jul-23	13	L Smith	6.75	11.515	08-Oct-13	13	L Smith	23.7	10.234	08-Oct-13
14	D Latham	35.1	7.578	18-Jul-23	13	L Blacker	6.75	11.515	18-Jul-23	14	D Turnbull	23.6	10.191	18-Jul-23
15	A Woodhouse	32.1	6.931	18-Jul-23	15	J Lymer	6.76	11.498	22-Oct-19	15	J Holmes	23.2	10.018	13-Oct-15
16	A Thompson	N/A	N/A	N/A	16	D Passell	6.78	11.464	13-Oct-15	16	L Blacker	22.8	9.845	18-Jul-23
16	C Roythorne	N/A	N/A	N/A	17	R Blake	6.85	11.347	08-Oct-13	17	D Edwards	22.5	9.716	22-Oct-19
16	C Stannard	N/A	N/A	N/A	18	D Turnbull	6.88	11.298	18-Jul-23	17	D Garbett	22.5	9.716	22-Oct-19
16	D Edwards	N/A	N/A	N/A	19	L Bowles	6.91	11.249	31-Jan-23	17	L Bowles	22.5	9.716	18-Jul-23
16	D Garbett	N/A	N/A	N/A	20	D Edwards	6.96	11.168	22-Oct-19	17	JJ Hughes-Dowd	22.5	9.716	18-Jul-23
16	D Passell	N/A	N/A	N/A	21	J Holmes	7.06	11.010	13-Oct-15	21	R Blake	22.4	9.673	08-Oct-13
16	G Peach	N/A	N/A	N/A	22	A Stevenson	7.18	10.826	18-Jul-23	22	A Stevenson	22.1	9.543	18-Jul-23
16	H Smith	N/A	N/A	N/A	23	M Allsopp	7.19	10.810	27-Jun-17	23	H Smith	21.5	9.284	31-Jan-23
16	J Holmes	N/A	N/A	N/A	24	K Alcock	7.23	10.751	22-Oct-19	24	K Payne	21.2	9.155	08-Oct-13
16	J Lamb	N/A	N/A	N/A	25	J Tetley	7.26	10.706	13-Oct-15	25	S Gray	20.8	8.982	31-Jan-23
16	J Litherland	N/A	N/A	N/A	26	H Smith	7.34	10.590	31-Jan-23	26	J Tetley	20.5	8.852	13-Oct-15
16	J Lymer	N/A	N/A	N/A	27	D Hughes-Dowd	7.36	10.561	18-Jul-23	27	R Crossland	20.4	8.809	08-Oct-13
16	J Sismey	N/A	N/A	N/A	28	S Smith	7.40	10.504	31-Jan-23	27	S Smith	20.4	8.809	31-Jan-23
16	J Tetley	N/A	N/A	N/A	29	R Masters	7.57	10.268	27-Jun-17	29	R Masters	20.2	8.723	27-Jun-17
16	K Alcock	N/A	N/A	N/A	30	S Gray	7.63	10.187	31-Jan-23	29	A Thompson	20.2	8.723	31-Jan-23
16	K Payne	N/A	N/A	N/A	31	R Crossland	7.64	10.174	08-Oct-13	31	M Allsopp	20.0	8.636	27-Jun-17
16	L Elmore	N/A	N/A	N/A	32	A Thompson	7.74	10.042	31-Jan-23	32	L Williamson	19.7	8.507	22-Oct-19
16	L Pateman	N/A	N/A	N/A	33	L Williamson	7.77	10.004	22-Oct-19	32	D Hughes-Dowd	19.7	8.507	18-Jul-23
16	L Smith	N/A	N/A	N/A	34	D Latham	7.86	9.889	31-Jan-23	34	C Roythorne	19.5	8.420	08-Oct-13
16	L Williamson	N/A	N/A	N/A	35	K Payne	7.95	9.777	08-Oct-13	35	K Alcock	19.4	8.377	27-Jun-17
16	M Allsopp	N/A	N/A	N/A	36	J Litherland	7.99	9.728	08-Oct-13	36	D Latham	18.6	8.032	31-Jan-23
16	M Martinez	N/A	N/A	N/A	37	C Roythorne	8.00	9.716	08-Oct-13	37	A Woodhouse	18.5	7.989	31-Jan-23
16	P Barber	N/A	N/A	N/A	38	A Woodhouse	8.06	9.644	31-Jan-23	38	M Martinez	18.4	7.945	22-Oct-19
16	R Blake	N/A	N/A	N/A	39	L Elmore	8.54	9.102	13-Oct-15	39	R Lawson	17.5	7.557	27-Jun-17
16	R Crossland	N/A	N/A	N/A	40	M Martinez	8.57	9.070	22-Oct-19	40	J Litherland	17.3	7.470	08-Oct-13
16	R Lawson	N/A	N/A	N/A	41	R Lawson	8.77	8.863	27-Jun-17	41	L Elmore	16.7	7.211	13-Oct-15
16	R Masters	N/A	N/A	N/A	42	T Hagues	9.10	8.541	27-Jun-17	42	P Barber	16.5	7.125	08-Oct-13
16	S Smith	N/A	N/A	N/A	43	P Barber	9.56	8.130	08-Oct-13	43	C Stannard	16.3	7.039	13-Oct-15
16	T Hagues	N/A	N/A	N/A	44	C Stannard	9.88	7.867	13-Oct-15	44	T Hagues	15.6	6.736	27-Jun-17



Interlagos Junior Best Off Chart 1

Qualifying Combined					Final Points			
Pos	Junior	Laps	MPH	Date	Pos	Junior	Pts	Date
1	R Litherland	84.3	9.101	27-Jun-17	1	P Martin	3.5	08-Oct-13
2	A Turnbull	82.9	8.949	22-Oct-19	2	L Brooks	3.0	13-Oct-15
3	A Hall	76.0	8.205	13-Oct-15	2	H Taylor	3.0	13-Oct-15
4	L Turnbull	75.8	8.183	22-Oct-19	2	M Litherland	3.0	13-Oct-15
5	F Holmes	72.5	7.827	27-Jun-17	2	L Turnbull	3.0	27-Jun-17
6	L Bowles	68.8	7.427	31-Jan-23	2	JJ Hughes-Dowd	3.0	31-Jan-23
7	E Doyle	65.0	7.017	31-Jan-23	7	T James	2.5	13-Oct-15
8	H Smith	63.1	6.812	31-Jan-23	7	J Hagues (C)	2.5	27-Jun-17
9	G Reyes-England	62.9	6.790	22-Oct-19	7	J Martinez (C)	2.5	22-Oct-19
10	JJ Hughes-Dowd	62.8	6.780	31-Jan-23	7	T Stevenson	2.5	18-Jul-23
11	M Litherland	60.2	6.499	13-Oct-15	11	A Hall	2.0	08-Oct-13
12	J Martinez	59.8	6.456	22-Oct-19	11	A Turnbull	2.0	27-Jun-17
13	J Elmore	59.4	6.413	13-Oct-15	11	L Bowles	2.0	31-Jan-23
14	L Brooks	58.0	6.261	13-Oct-15	14	I Bradley	1.5	08-Oct-13
15	Ca Holland	56.9	6.143	13-Oct-15	14	F Holmes	1.5	13-Oct-15
16	J Thompson	56.7	6.121	31-Jan-23	14	Ca Holland	1.5	13-Oct-15
17	J Woodhouse	56.3	6.078	31-Jan-23	14	D Jackson	1.5	13-Oct-15
18	M Bradley	56.1	6.056	08-Oct-13	14	E Jackson	1.5	13-Oct-15
19	P Martin	55.7	6.013	08-Oct-13	14	R Litherland	1.5	13-Oct-15
20	T James	53.9	5.819	13-Oct-15	14	G Reyes-England	1.5	27-Jun-17
21	J Lawson	52.5	5.668	27-Jun-17	14	E Doyle	1.5	31-Jan-23
21	D Jackson	52.5	5.668	13-Oct-15	14	J Thompson	1.5	31-Jan-23
23	J Perry	51.1	5.516	13-Oct-15	14	E Woodhouse	1.5	18-Jul-23
24	I Bradley	50.9	5.495	08-Oct-13	24	M Bradley	1.0	08-Oct-13
25	H Taylor	50.8	5.484	13-Oct-15	24	H Smith (C)	1.0	27-Jun-17
26	E Jackson	50.7	5.473	13-Oct-15	24	J Lawson (C)	1.0	27-Jun-17
27	J Hagues	50.5	5.452	27-Jun-17	24	J Perry	1.0	13-Oct-15
28	S Bowman	48.4	5.225	22-Oct-19	24	S Bowman	1.0	22-Oct-19
29	D Paul	46.3	4.998	27-Jun-17	24	J Woodhouse	1.0	31-Jan-23
30	E Woodhouse	43.3	4.674	31-Jan-23	30	S Martinez	0.5	22-Oct-19
31	S Martinez	31.4	3.390	22-Oct-19	30	D Paul	0.5	27-Jun-17
32	T Stevenson	N/A	N/A	N/A	30	J Elmore	0.5	13-Oct-15

Interlagos Junior Best Off Chart 2 - F1

Qualifying					Fastest Laps					Race Laps				
Pos	Junior	Laps	MPH	Date	Pos	Junior	Time	MPH	Date	Pos	Junior	Laps	MPH	Date
1	L Bowles	36.5	7.881	18-Jul-23	1	L Bowles	8.15	9.537	18-Jul-23	1	A Turnbull	20.9	9.025	27-Jun-17
2	J Woodhouse	31.5	6.801	18-Jul-23	2	A Hall	8.17	9.514	13-Oct-15	2	L Bowles	19.7	8.507	18-Jul-23
3	JJ Hughes-Dowd	31.3	6.758	18-Jul-23	3	A Turnbull	8.44	9.209	27-Jun-17	3	R Litherland	18.4	7.945	27-Jun-17
4	T Stevenson	23.6	5.095	18-Jul-23	4	J Woodhouse	8.47	9.177	18-Jul-23	4	A Hall	18.0	7.773	13-Oct-15
5	E Woodhouse	17.2	3.714	18-Jul-23	5	R Litherland	8.61	9.028	27-Jun-17	5	L Turnbull	17.8	7.686	27-Jun-17
6	A Hall	N/A	N/A	N/A	6	J Martinez	8.69	8.944	22-Oct-19	6	J Woodhouse	16.9	7.298	18-Jul-23
6	A Turnbull	N/A	N/A	N/A	7	L Brooks	8.87	8.763	13-Oct-15	7	F Holmes	16.6	7.168	13-Oct-15
6	Ca Holland	N/A	N/A	N/A	8	F Holmes	8.91	8.724	13-Oct-15	8	JJ Hughes-Dowd	16.2	6.995	18-Jul-23
6	D Jackson	N/A	N/A	N/A	9	L Turnbull	9.00	8.636	27-Jun-17	9	J Martinez	15.7	6.780	22-Oct-19
6	D Paul	N/A	N/A	N/A	10	JJ Hughes-Dowd	9.08	8.560	18-Jul-23	10	G Reyes-England	15.5	6.693	27-Jun-17
6	E Doyle	N/A	N/A	N/A	11	Ca Holland	9.41	8.260	13-Oct-15	11	P Martin	14.7	6.348	08-Oct-13
6	E Jackson	N/A	N/A	N/A	12	D Jackson	9.63	8.071	13-Oct-15	11	E Doyle	14.7	6.348	31-Jan-23
6	F Holmes	N/A	N/A	N/A	13	P Martin	9.67	8.038	08-Oct-13	13	L Brooks	14.6	6.305	13-Oct-15
6	G Reyes-England	N/A	N/A	N/A	14	J Hagues	9.71	8.005	27-Jun-17	13	H Smith	14.6	6.305	31-Jan-23
6	H Smith	N/A	N/A	N/A	15	M Bradley	9.85	7.891	08-Oct-13	15	J Perry	14.2	6.132	13-Oct-15
6	H Taylor	N/A	N/A	N/A	16	J Perry	9.92	7.835	13-Oct-15	16	J Elmore	14.0	6.045	13-Oct-15
6	I Bradley	N/A	N/A	N/A	17	H Smith	10.00	7.773	31-Jan-23	16	M Bradley	14.0	6.045	08-Oct-13
6	J Elmore	N/A	N/A	N/A	18	M Litherland	10.04	7.742	13-Oct-15	18	Ca Holland	13.9	6.002	13-Oct-15
6	J Hagues	N/A	N/A	N/A	19	D Paul	10.05	7.734	27-Jun-17	18	E Jackson	13.9	6.002	13-Oct-15
6	J Lawson	N/A	N/A	N/A	20	E Doyle	10.06	7.726	31-Jan-23	20	T James	13.7	5.916	13-Oct-15
6	J Martinez	N/A	N/A	N/A	21	E Jackson	10.32	7.532	13-Oct-15	20	H Taylor	13.7	5.916	13-Oct-15
6	J Perry	N/A	N/A	N/A	22	J Lawson	10.38	7.488	27-Jun-17	22	T Stevenson	13.6	5.873	18-Jul-23
6	J Thompson	N/A	N/A	N/A	23	J Elmore	10.63	7.312	13-Oct-15	23	J Hagues	13.5	5.830	27-Jun-17
6	L Brooks	N/A	N/A	N/A	24	G Reyes-England	10.69	7.271	27-Jun-17	24	E Woodhouse	13.1	5.657	18-Jul-23
6	L Turnbull	N/A	N/A	N/A	25	T James	10.80	7.197	13-Oct-15	25	M Litherland	13.0	5.614	13-Oct-15
6	M Bradley	N/A	N/A	N/A	26	T Stevenson	11.00	7.066	18-Jul-23	26	D Jackson	12.8	5.527	13-Oct-15
6	M Litherland	N/A	N/A	N/A	27	S Bowman	11.21	6.934	22-Oct-19	27	I Bradley	12.5	5.398	08-Oct-13
6	P Martin	N/A	N/A	N/A	28	I Bradley	11.37	6.836	08-Oct-13	28	J Thompson	12.3	5.311	31-Jan-23
6	R Litherland	N/A	N/A	N/A	29	H Taylor	11.42	6.806	13-Oct-15	29	D Paul	12.0	5.182	27-Jun-17
6	S Bowman	N/A	N/A	N/A	30	E Woodhouse	11.92	6.521	18-Jul-23	30	S Bowman	11.2	4.836	22-Oct-19
6	S Martinez	N/A	N/A	N/A	31	J Thompson	12.12	6.413	31-Jan-23	30	J Lawson	11.2	4.836	27-Jun-17
6	T James	N/A	N/A	N/A	32	S Martinez	14.24	5.458	22-Oct-19	32	S Martinez	8.1	3.498	22-Oct-19

Interlagos Junior Best Off Chart 3 - GC

Qualifying					Fastest Laps					Race Laps				
Pos	Junior	Laps	MPH	Date	Pos	Junior	Time	MPH	Date	Pos	Junior	Laps	MPH	Date
1	L Bowles	42.7	9.219	18-Jul-23	1	R Litherland	6.25	12.436	22-Oct-19	1	R Litherland	26.1	11.270	22-Oct-19
2	JJ Hughes-Dowd	41.6	8.982	18-Jul-23	2	A Turnbull	6.37	12.202	27-Jun-17	2	A Turnbull	24.6	10.623	22-Oct-19
3	J Woodhouse	31.6	6.823	18-Jul-23	3	L Bowles	6.84	11.364	18-Jul-23	3	L Bowles	24.0	10.364	18-Jul-23
4	T Stevenson	28.1	6.067	18-Jul-23	4	JJ Hughes-Dowd	6.91	11.249	18-Jul-23	4	A Hall	22.6	9.759	13-Oct-15
5	E Woodhouse	21.5	4.642	18-Jul-23	5	L Turnbull	6.95	11.184	22-Oct-19	5	JJ Hughes-Dowd	22.5	9.716	18-Jul-23
6	A Hall	N/A	N/A	N/A	6	G Reyes-England	7.05	11.025	22-Oct-19	6	L Turnbull	22.4	9.673	22-Oct-19
6	A Turnbull	N/A	N/A	N/A	7	M Litherland	7.07	10.994	13-Oct-15	7	G Reyes-England	20.8	8.982	22-Oct-19
6	Ca Holland	N/A	N/A	N/A	8	A Hall	7.43	10.461	13-Oct-15	8	F Holmes	20.6	8.895	13-Oct-15
6	D Jackson	N/A	N/A	N/A	9	J Martinez	7.45	10.433	22-Oct-19	9	H Smith	20.4	8.809	31-Jan-23
6	D Paul	N/A	N/A	N/A	10	H Smith	7.60	10.227	31-Jan-23	10	J Martinez	20.0	8.636	22-Oct-19
6	E Doyle	N/A	N/A	N/A	11	L Brooks	7.65	10.160	13-Oct-15	11	L Brooks	19.9	8.593	13-Oct-15
6	E Jackson	N/A	N/A	N/A	12	F Holmes	7.70	10.094	13-Oct-15	12	M Litherland	19.5	8.420	13-Oct-15
6	F Holmes	N/A	N/A	N/A	13	D Paul	7.78	9.991	27-Jun-17	13	E Doyle	18.7	8.075	31-Jan-23
6	G Reyes-England	N/A	N/A	N/A	14	E Doyle	7.81	9.952	31-Jan-23	14	J Thompson	17.4	7.514	31-Jan-23
6	H Smith	N/A	N/A	N/A	15	J Elmore	8.13	9.561	13-Oct-15	15	T Stevenson	16.9	7.298	18-Jul-23
6	H Taylor	N/A	N/A	N/A	16	H Taylor	8.22	9.456	13-Oct-15	16	P Martin	16.8	7.255	08-Oct-13
6	I Bradley	N/A	N/A	N/A	17	J Thompson	8.25	9.421	31-Jan-23	17	J Lawson	16.7	7.211	27-Jun-17
6	J Elmore	N/A	N/A	N/A	18	Ca Holland	8.28	9.387	13-Oct-15	18	J Woodhouse	16.3	7.039	31-Jan-23
6	J Hagues	N/A	N/A	N/A	19	E Woodhouse	8.73	8.903	31-Jan-23	19	Ca Holland	16.2	6.995	13-Oct-15
6	J Lawson	N/A	N/A	N/A	20	P Martin	8.89	8.743	08-Oct-13	20	J Elmore	16.0	6.909	13-Oct-15
6	J Martinez	N/A	N/A	N/A	21	J Woodhouse	8.98	8.656	31-Jan-23	21	T James	15.9	6.866	13-Oct-15
6	J Perry	N/A	N/A	N/A	22	T James	9.07	8.570	13-Oct-15	22	D Jackson	15.5	6.693	13-Oct-15
6	J Thompson	N/A	N/A	N/A	23	J Perry	9.12	8.523	13-Oct-15	22	D Paul	15.5	6.693	27-Jun-17
6	L Brooks	N/A	N/A	N/A	24	D Jackson	9.25	8.403	13-Oct-15	24	H Taylor	15.4	6.650	13-Oct-15
6	L Turnbull	N/A	N/A	N/A	25	J Lawson	9.37	8.295	27-Jun-17	25	M Bradley	15.0	6.477	08-Oct-13
6	M Bradley	N/A	N/A	N/A	26	T Stevenson	9.39	8.278	18-Jul-23	26	E Woodhouse	14.4	6.218	31-Jan-23
6	M Litherland	N/A	N/A	N/A	27	M Bradley	9.70	8.013	08-Oct-13	27	J Hagues	14.3	6.175	27-Jun-17
6	P Martin	N/A	N/A	N/A	28	J Hagues	9.95	7.812	27-Jun-17	28	E Jackson	14.2	6.132	13-Oct-15
6	R Litherland	N/A	N/A	N/A	28	S Bowman	9.95	7.812	22-Oct-19	29	I Bradley	13.9	6.002	08-Oct-13
6	S Bowman	N/A	N/A	N/A	30	E Jackson	10.55	7.368	13-Oct-15	30	S Bowman	13.8	5.959	22-Oct-19
6	S Martinez	N/A	N/A	N/A	31	I Bradley	10.95	7.098	08-Oct-13	31	J Perry	12.5	5.398	13-Oct-15
6	T James	N/A	N/A	N/A	32	S Martinez	12.16	6.392	22-Oct-19	32	S Martinez	9.8	4.232	22-Oct-19

Visit dhorc.co.uk or Find us on **facebook**

Derby HO Racing Club



dhorc




TOMY AFX TYCO Carrera DIGITAL

Club Night

R&R

Rules & Regulations 2025



Derby HO Racing Club  www.dhorc.co.uk

dhorc



Home of HO Le Mans

TOMY AFX TYCO Carrera DIGITAL

Derby HO Racing Club  www.dhorc.co.uk

dhorc



Home of HO Le Mans

Carrera DIGITAL

<https://dhorc.co.uk/wp-content/uploads/2025/01/DHORC-Rules-Regs-2025.pdf>



LEXAN BODY CATALOGUE

Legends

SWB = 38mm (1.5")
between axle centres

LWB = 41mm (1.6")
between axle centres



AC Cobra
Convertible
LWB



Acura NSX
GT3 2017
LWB
30mm Clip



Alfa Romeo 155
Touring Car
LWB
29mm Clip



Alfa Romeo
BTCC
LWB
30mm Clip



Alfa Romeo
TZ3 Corsa
SWB
29mm Clip



Aston Martin
Vantage GT3
LWB



Audi
R8LMS GT3
LWB



Audi S3
BTCC
LWB
27mm Clip



Austin
Mini Cooper
SWB
28mm Clip



Bentley
Continental GT3
LWB
30mm Clip







BMW
320i Turbo Grp5
SWB
27mm Clip






BMW 1 Series
BTCC
LWB
29mm Clip








































BMW
M1
SWB
30mm Clip
















			
BMW M3 GT2 LWB 27mm Clip	BMW Z4 GT3 LWB	BMW Z8 Convertible LWB 30mm Clip	Bugatti EB110 SWB 32mm Clip
			
Bugatti Veyron LWB 31mm Clip			
			
Chevrolet Nastruck LWB 30mm Clip	Chevron B19 SWB or LWB 29mm Clip	Corvette C5r GT SWB 30mm Clip	Corvette C7r GT 2017 LWB 31mm Clip
			
Corvette C8r GT3 LWB	Corvette Daytona Prototype SWB 30mm Clip	Corvette 1969 Stingray SWB 30mm Clip	
			
Datsun 240Z SWB 27mm Clip	Datsun Fairlady 2000 LWB 26mm Clip	Dodge Challenger LWB 31mm Clip	

			
Ferrari 250 gt Berlinetta Lusso SWB 30mm Clip	Ferrari 250 GTO LWB 29mm Clip	Ferrari 308 GTb LWB 28mm Clip	Ferrari 365 GTb Daytona SWB 28mm Clip
			
Ferrari 488 Gte LWB 29mm Clip	Ferrari 512 LM SWB or LWB 29mm Clip	Ferrari 575 GTc LWB 30mm Clip	Ferrari 612 Can-Am SWB 32mm Clip
			
Ferrari F40 SWB 32mm Clip	Ferrari Testarossa SWB 32mm Clip	Ford Capri SWB 30mm Clip	Ford Escort SWB 29mm Clip
			
Ford Custom Van LWB 30mm Clip	Ford Focus RS BTCC LWB 29mm Clip	Ford 2006 GT LWB 29mm Clip	Ford 2016 GT LWB Body Pins Only
			
Ford GT40 SWB 29mm Clip	Ford 2005 Mustang LWB 27mm Clip		

			
Honda Civic BTCC LWB 28mm Clip	Honda Integra LWB 28mm Clip	Honda S2000 SWB 26mm Clip	
			
Jaguar D Type LWB 30mm Clip	Jaguar XJ 220 LWB 32mm Clip	Jaguar XJR 5 (Grp 44) SWB 32mm Clip	Jaguar XJR 9 (Grp C) SWB or LWB 33mm Clip
			
Jaguar XKR GT3 LWB 30mm Clip			Koenigsegg CCX LWB 30mm Clip
			
Lamborghini Contach SWB 29mm Clip	Lamborghini Huracan GT3 LWB 32mm Clip	Lamborghini Miura Concept LWB 30mm Clip	Lamborghini Miura Jota SWB 28mm Clip
			
Lancia LC2 SWB 31mm Clip	Lotus Elise LWB 27mm Clip	Lotus Espirit LWB	Lotus Europa LWB 31mm Clip

			
Matchbox Hi-Tailer LWB 33mm Clip	Mazda 787b (Grp C) LWB 30mm Clip	Mazda RX7 SWB 27mm Clip	McLaren F1 GTr LWB
			
McLaren MP4 12C GT3 LWB 28mm Clip	Mercedes Gullwing 300SL SWB	Mercedes 300SLR LWB	Mercedes CLK GTB LWB 30mm Clip
			
Mercedes DTM Car LWB 30mm Clip	MG 6GT BTCC LWB 28mm Clip	Mini Mini Cooper LWB 27mm Clip	Morris Minor LWB 27mm Clip
			
Mustang 1967 GT 500 SWB 30mm Clip	Mustang Mach 1 SWB 30mm Clip		
			
Nascar SWB 32mm Clip	Nissan 300ZX SWB 31mm Clip	Nissan March 86G Gtp SWB or LWB 30mm Clip	Nissan R390 GT LWB 32mm Clip

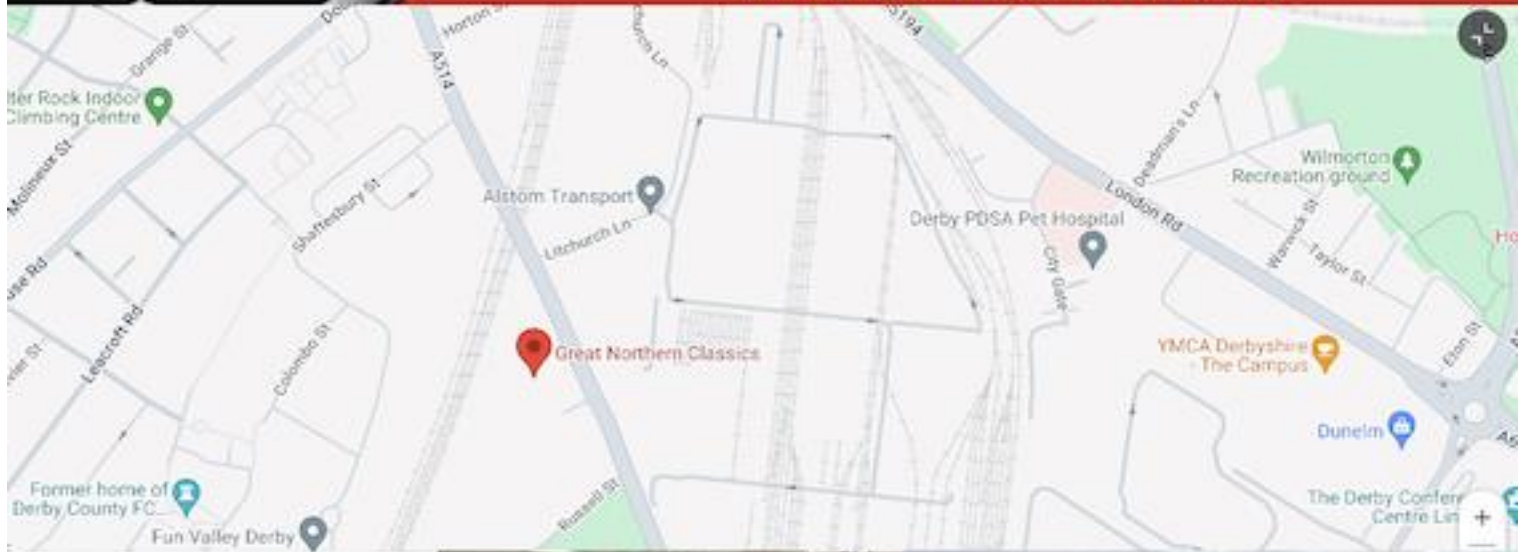
			
Nissan 1989 R89C LWB 32mm Clip	Nissan 1977 Skyline GT-R LWB 27mm Clip	Nissan R32 Skyline SWB 30mm Clip	Nissan Grp C SWB 32mm Clip
			
Pagani Huayra LWB 29mm Clip	Pagini Zonda C12 LWB 30mm Clip	Panoz 1999 LMP-1 LWB 32mm Clip	Peugeot 905 Grp C SWB or LWB 31mm Clip
			
Pontiac 1977 Firebird LWB 30mm Clip	Porsche 908 SWB 29mm Clip	Porsche 910 LWB 32mm Clip	Porsche 911 GT3 SWB 27mm Clip
			
Porsche 911 Turbo RSR GT3 LWB 28mm Clip	Porsche 917 SWB or LWB 31mm Clip	Porsche 934 Turbo RSR SWB 26mm Clip	Porsche 935 Turbo SWB 28mm Clip
			
Porsche 956 Grp C SWB 31mm Clip	Porsche 959 SWB 29mm Clip	Porsche 962 Grp C LWB 32mm Clip	

			
Renault Clio Cup Car LWB 30mm Clip	Renault Clio V6 LWB 29mm Clip	Renault Megane Trophy LWB 30mm Clip	Renault RS01 GT LWB 28mm Clip
			
Saleen S7 LWB	Sauber Mercedes C11 Grp C SWB or LWB 32mm Clip	Shadow MK 11a LWB 31mm Clip	Shelby Cobra Daytona Coupe SWB 31mm Clip
			
Subaru Levorg BTCC LWB 28mm Clip			
			
Toyota 88C-V Grp C SWB or LWB 32mm Clip	Toyota GT-One LWB	Triumph TR7 LWB 28mm Clip	TVR Sagaris LWB
			
Wiesmann GT MF5 SWB or LWB			Zakspeed Grp 5 Capri SWB or LWB 30mm Clip

Where is DHORC?



www.dhorc.co.uk



**GREAT
NORTHERN
CLASSICS**



Great Northern Classics
274 – 278 Osmaston Road
Derby DE24 8AE

Nick Sismey
sismey@hotmail.co.uk
07984339192