

Visit [dhorc.co.uk](http://dhorc.co.uk) or Find us on **facebook**

Derby HO Racing Club   
[www.dhorc.co.uk](http://www.dhorc.co.uk)

**dhorc**

Home of HO Le Mans

TOMY AFX  
TYCO

Club Night

7 2 2

Round 03

Interlagos – F1

28 Jan 25



Happy Marshals

**UK CAR EVENTS** 

**woodland**  
auto centre

**CSL**  
[cslautomation.co.uk](http://cslautomation.co.uk)

**ADULTS**

- 01 S GOODLIP**
- 02 A SMITH**
- 03 N SISMEY**

**JUNIORS**

- 01 JJ HUGHES-DOWD**
- 02 JT HUGHES-DOWD**
- 03 J GRAHAM**

**This Week:** Two New Members – Woodland Sponsorship – 27 on Grid



# About:



## History and Key Facts

### HO Club founded on 7 July 1992

- DHORC: Derby HO Racing Club ("HO" Is The Scale = 1/64th)
- Tenant at Great Northern Classics, open to all!
- Home of world famous international Le Mans 24 Hour race.
- Smaller scale version of Scalextric, once set up works all night!
- Four and Eight lane circuits
- Computerised timing
- Statistics for every meeting and every member since July 1992
- Over 20 race meetings each year
- 50+ circuit designs, up to 567 feet in length
- Eight-lane routed DHORCingham oval
- Two car categories – Tyco open wheel (F1)
  - Tomy SGP, BSRT, VSR enclosed wheel (GC)



### Carrera Digital Club 1<sup>st</sup> race 18 January 2022

- 1/32<sup>nd</sup> Carrera Digital GT Cars
- 15 Evenings a year, minimum 3x15-minute races per driver per evening.
- 13 circuits, including 2 Sprint circuits
- Full computerised timing and stats through SmartRace App



## The Club Nights and Magazine Coverage

### HO

- Racing starts between 18:45 and 19:00 hours – Finished by 21:30 hours
- Minimum of four 3-minute qualifying races & up to two Finals (F1 & GC) for each member
- Championship points for all members
- Magazine produced for every meeting covering every member & track statistic

### Carrera Digital

- Racing starts between 18:00 and 18:15 hours – Finished by 21:30 hours
- Magazine produced after each evening
- Championship points for all members

- Rules & regulations booklet covering all the DHORC rules produced each year
- Great family atmosphere, a help-all culture

### Membership Fees, Car Costs and Prizes

- Adult £40 and junior (under 16) £20 for HO & Carrera, £50/£25 combined
- Only £50 Total expenditure for two cars HO Cars, £65 one Carrera
- All cars and spares can be bought at club
- Adult, Masters (over 56), Junior (16 & under) HO Championships
- Adult & 70+ Carrera Championships





# Editorial 722



**27 racers on the Interlagos grid** and no **Phil Rees!** This was our biggest grid post COVID and Phil was unfortunately off with flu. It was only the 18<sup>th</sup> Club Night he has missed out of the 722 run to date since 07Jul92! He was due to retire from full time HO racing at the start of this year but agreed to stay on until I'm fully mobile again after breaking my leg.

However **Lewis Blacker** and **Simon Goodlip** stepped into the breach at Parc Ferme and while there was a bit of head scratching now and again they did a fine job. **Dan Turnbull** again did the bulk of the work at Race Control with the help of Simon and **Liam Smith**, with the latter also fixing the lap top when it decided not to play. What a team!

It was a big DHORC welcome to our new Junior Members **Max Blake** and **Zac Brazell** at our Brazilian circuit, taking us to our 48<sup>th</sup> and 49<sup>th</sup> Members for the year. See Page 5

And a big DHORC thank you to **Andrew Woodhouse** whose firm Woodland Auto Centre was the latest company to sponsor some of our barriers. Thanks also to **Dan Hughes-Dowd** for brokering the deal. See Page 7.

Finally congratulations to Simon for becoming our third Adult winner of the year and taking his third Masters win, together with **JJ Hughes-Dowd** sweeping up all three Junior wins in 2025.

Next stop Cadwell Park on 18Feb25, see you there.

**Nick Sismey**



## Front Cover: Reuben Litherland and Colin Blake enjoying marshalling!

DHORC		Committee...2025		DHORC	
Home of HO Le Mans				Home of HO Le Mans	
Chairman / Treasurer	Nick Sismey	M 07984 339 192		sismey80@hotmail.co.uk	
Vice Chairman	Phil Rees	M 07912 378 652		dhorcman.p.r@ntlworld.com	
Secretary	Laura Edwards	M 07501 217 254		laurabubbles07@hotmail.co.uk	
CD Spares	Stuart Gray	M 07874 253 955		stuartcgray7@btinternet.com	
HO Spares + HO & CD Race Control	Lewis Blacker	M 07713 059 906		lewisjayblacker@outlook.com	
HO Race Control	Dan Turnbull	M 07751 302 255		danielturnbull@btinternet.com	
HO Race Control & YouTube	Dan Hughes-Dowd	M 07568 480 438		dthd1984@gmail.com	
HO & CD Race Control	Liam Smith	M 07477 698 158		liam-smith-93@hotmail.co.uk	
Carrera Digital Race Control	Dean Garbett	M 07964 854 084		garbettd@sky.com	
HO Carrera Digital Scrutineer	Angus Smith	M 07591 813 431		angus@angussmith500.plus.com	
HO Carrera Digital Scrutineer	Simon Goodlip	M 07803 551708		simon.goodlip@sky.com	
Carrera Digital	Steve White	M 07859 999 480		wslotcarsteve@gmail.com	

THIS SLOT CAR MAGAZINE IS PUBLISHED AND COPYRIGHT 2025 BY DHORC, AND NO PORTION MAY BE REPRODUCED OR TRANSMITTED WITHOUT WRITTEN PERMISSION, AND MAY CONTAIN ARTICLES AND GRAPHICS REPRINTED WITH THE PERMISSION OF THE ORIGINAL COPYRIGHT HOLDER, WHO RETAINS ALL RIGHTS,

# Contents .....722

Page	Details
003	Editorial
004	Contents
005	News & Views Including..... 1. Acknowledgements 2. Welcome to DHORC Max & Zac, Members 48 & 49! 3. Thank you to Andrew for Barrier Sponsorship 4. Facebook followers surpasses 24,000
006	2025 Calendar
008	2025 Winners & Continuous Club Night Attendance Records
010	DHORC Official Clothing
011	Slot Cars & Spares
012	Razorlite Lexans HO
013	Race Report – Interlagos F1 – 28 January 2025 - Round 03 of 35 Including..... Page 22 - Race Results Page 30 - Best Results Page 43 - Championship Tables
049	Members' Statistics
066	Next Circuit - Cadwell Park – 18 February 2025 - Rounds 04 & 05 of 35
072	Rules and Regulations
073	Razorlite Lexans HO Catalogue



**SLOTCARSDIRECT**  
UK's HO 1/64th Slot Car Specialist  
We specialize in Tomy AFX, Viper Scale Racing  
and Bulldog Racing Products.

**AFX**  
RACING

**Viper Scale Racing**

# News & Views.....722

## 1. Acknowledgements for DHORC 722

<b>Phil Rees</b>	Parc Ferme & everything else	<b>Macaully Dutson</b>	Marshalling & Locking Up
<b>Angus Smith</b>	Setting Up and Marshalling	<b>Liam Smith</b>	RC, Marshalling & PA
<b>Steve Whittaker</b>	Setting Up and Marshalling	<b>Luca Whittaker</b>	Marshalling
<b>Stuart Gray</b>	Setting Up	<b>JJ Hughes-Dowd</b>	Marshalling
<b>Dan Turnbull</b>	Race Control & Packing Away	<b>Lee Pateman</b>	Marshalling & PA
<b>Dan Hughes-Dowd</b>	Marshalling & YouTube	<b>JT Hughes-Dowd</b>	Marshalling
<b>Mike Graham</b>	Marshalling	<b>Jimmy Graham</b>	Marshalling
<b>Andrew Woodhouse</b>	Marshalling	<b>Ellis Woodhouse</b>	Marshalling
<b>Alan Stevenson</b>	Marshalling	<b>Timmy Stevenson</b>	Marshalling
<b>Simon Goodlip</b>	Parc Ferme, Marshalling & PA	<b>Reuben Litherland</b>	Marshalling & PA
<b>Lewis Blacker</b>	Parc Ferme, RC, Spares & PA	<b>Denis Latham</b>	Marshalling & PA
<b>Max Blake</b>	Marshalling	<b>Colin Blake</b>	Marshalling
<b>Antony Brazell</b>	Marshalling	<b>Zac Brazell</b>	Marshalling
<b>Chris Bowles</b>	Marshalling & PA		

## 2. Welcome to DHORC Max & Zac, Members 48 & 49!

Welcome to our newest HO Members **Max Bradley** and **Zac Brazell** who became our 48th and 49th DHORC Members in 2025, across both HO and Carrera Digital, at our Interlagos Club Night.



**Max Bradley**



**Zac Brazell**

Day	Date	Location	Rounds	Track	
Tuesday	07-Jan	Conference Room	1 (F1) 2 (GC)	Miami	
Tuesday	28-Jan	Conference Room	3 (F1)	Interlagos	
Sat/Sun	08/09Feb	Mezzanine / The Tram Shed	Corporate 01	Italian Day	
Tuesday	18-Feb	Conference Room	4 (F1) 5 (GC)	Cadwell Park	
Wednesday	19-Feb	Conference Room	Corporate 02	Swadlincote Round Table	
Sunday	23-Feb	The Yard, Dolomite Brewery	Corporate 03	Birthday Party	
Saturday	01-Mar	Mezzanine / The Tram Shed	Corporate 04	UK Car Events/GNC Coffee & Car Meet	
Tuesday	11-Mar	Mezzanine / The Tram Shed	6 (F1) 7 (GC)	Monaco (New)	
Tuesday	01-Apr	Conference Room	8 (F1) 9 (GC)	Long Beach	
Tuesday	29-Apr	Conference Room	10 (F1) 11 (GC)	Zandvoort	
Sat/Sun	03/04May	Donington Park	Corporate 05	Donington Historic Festival	
Tuesday	13-May	Conference Room	12 (F1) 13 (GC)	Nashville	
Tuesday	03-Jun	Conference Room	14 (F1) 15 (GC)	Dijon-Prenois	
Tuesday	24-Jun	Conference Room	16 (F1) 17 (GC)	Autodromo de Brasilia	
Tuesday	15-Jul	Conference Room	18 (F1) 19 (GC)	Jacarepagua	
Tuesday	22-Jul	Mezzanine / The Tram Shed	20 (F1) 21 (GC) 22 (F1) 23 (GC)	DHORCIngham Oval	
Sat/Sun	02/03Aug	Mallory Park	Corporate 06	RSOC National Day	
Tuesday	05-Aug	Conference Room	24 (F1) 25 (GC)	Fiorano	
Sat/Sun	09/10Aug	Donington Park	Corporate 07	Convoy in the Park	
Tuesday	23-Sep	Conference Room	26 (F1) 27 (GC)	Jarama	
Tuesday	30-Sep	Conference Room	28 (F1) 29 (GC)	Pukekohe Park	
Tuesday	21-Oct	Conference Room	30 (F1) 31 (GC)	Misano	
Tuesday	11-Nov	Conference Room	32 (F1) 33 (GC)	Trois-Rivieres	
Tuesday	18-Nov	Conference Room		AGM	
Tuesday	25-Nov	Conference Room	34 (F1) 35 (GC)	Watkins Glen	

Day	Date	Location	Rounds	Track	
Tuesday	14-Jan	Conference Room	Test Night	Mugello (New)	
Tuesday	21-Jan	Conference Room	1 2 3	Mugello	
Friday	07-Feb	Mezzanine / The Tram Shed	4 5	Monza	
Saturday	08-Feb	Mezzanine / The Tram Shed	6 7 8 9	Monza	
Tuesday	11-Feb	Conference Room	10 11 12	Daytona	
Tuesday	25-Feb	Conference Room	Test Night	Mount Panorama (New)	
Tuesday	18-Mar	Conference Room	13 14 15	Mount Panorama	
Tuesday	08-Apr	Conference Room	16 17 18	Fuji	
Tuesday	06-May	Conference Room	Test Night	Okayama (New)	
Tuesday	27-May	Conference Room	19 20 21	Okayama	
Friday	06-Jun	Mezzanine / The Tram Shed	TN 22 23	Le Mans	
Saturday	07-Jun	Mezzanine / The Tram Shed	24 25 26 27	Le Mans	
Tuesday	17-Jun	Conference Room	28 29 30	Okayama	
Tuesday	08-Jul	Conference Room	31 32 33	Sakhir	
Tuesday	29-Jul	Conference Room	34 35 36	Mount Panorama	
Tuesday	19-Aug	Conference Room	Test Night	Circuit of the Americas (New)	
Tuesday	16-Sep	Conference Room	37 38 39	Circuit of the Americas	
Tuesday	14-Oct	Conference Room	40 41 42/43	Mugello <i>Sprint Races</i>	
Friday	24-Oct	Mezzanine / The Tram Shed	TN 44 45	Suzuka (New)	
Saturday	25-Oct	Mezzanine / The Tram Shed	46 47 48 49	Suzuka	
Tuesday	04-Nov	Conference Room	50 51 52/53	Circuit of the Americas <i>Sprint Races</i>	
Tuesday	18-Nov	Conference Room		AGM	
Tuesday	02-Dec	Conference Room	54 55 56	Luanda	

### 3. Thank you to Andrew for Barrier Sponsorship.

Thank you so much to **Andrew Woodhouse** (right) from Woodland Auto Centre for sponsoring some of our barriers. Seen here with **Dan Hughes-Dowd** who brokered the deal. This is the third company to sponsor us.



# Winners 2025

F1 Qualifies on Yellow & Red, F1 on Green & Blue Lanes

Day	Date	Rnd	Track	Final	Adults	Masters	Juniors	Early Parents
Tue	07-Jan	1	Miami	F1	C Bowles	S Goodlip / N Sismey	JJ Hughes-Dowd	A Woodhouse
Tue	07-Jan	2	Miami	GC	A Smith	S Goodlip / P Rees	JJ Hughes-Dowd	M Graham
Tue	28-Jan	3	Interlagos	F1	S Goodlip	S Goodlip (3)	JJ Hughes-Dowd (3)	D Hughes-Dowd
Tue	18-Feb	4	Cadwell Park	F1				
Tue	18-Feb	5	Cadwell Park	GC				
Tue	11-Mar	6	Monaco	F1				
Tue	11-Mar	7	Monaco	GC				
Tue	01-Apr	8	Long Beach	F1				
Tue	01-Apr	9	Long Beach	GC				
Tue	29-Apr	10	Zandvoort	F1				
Tue	29-Apr	11	Zandvoort	GC				
Tue	13-May	12	Nashville	F1				
Tue	13-May	13	Nashville	GC				
Tue	03-Jun	14	Dijon-Prenois	F1				
Tue	03-Jun	15	Dijon-Prenois	GC				
Tue	24-Jun	16	Brasilia	F1				
Tue	24-Jun	17	Brasilia	GC				
Tue	15-Jul	18	Jacarepagua	F1				
Tue	15-Jul	19	Jacarepagua	GC				
Tue	22-Jul	20	dhorcingham	F1				
Tue	22-Jul	21	dhorcingham	GC				
Tue	22-Jul	22	dhorcingham	F1				
Tue	22-Jul	23	dhorcingham	GC				
Tue	05-Aug	24	Florano	F1				
Tue	05-Aug	25	Florano	GC				
Tue	23-Sep	26	Jarama	F1				
Tue	23-Sep	27	Jarama	GC				
Tue	30-Sep	28	Pukekohe	F1				
Tue	30-Sep	29	Pukekohe	GC				
Tue	21-Oct	30	Misano	F1				
Tue	21-Oct	31	Misano	GC				
Tue	11-Nov	32	Trois-Rivieres	F1				
Tue	11-Nov	33	Trois-Rivieres	GC				
Tue	25-Nov	34	Watkins Glen	F1				
Tue	25-Nov	35	Watkins Glen	GC				

## Race Winners

Derby HO Racing Club  
www.dhorc.co.uk

**dhorc**

Home of HO Le Mans

Adults

Simon Goodlip

Adults

Masters

Simon Goodlip

Masters

Juniors

JJ Hughes-Dowd

Juniors

Early Parents

Dan Hughes-Dowd

Early Parents

## Continuous Club Night Attendance Records

Members below have built up ten or more continuous Club Night attendances, including DHORC 722:-

Nick Sismey	271 Club Nights	Andrew Woodhouse	25	Lewis Blacker	23
Simon Goodlip	23	Mike Graham	15	Dan Hughes-Dowd	15
JJ Hughes-Dowd	15	JT Hughes-Dowd	15	Alan Stevenson	13
Timmy Stevenson	13	Angus Smith	11		

**Record Club Night Attendance** Phil Rees 704


**Record Continuous Club Night Attendance** Nick Sismey 271

**Record Continuous Evening Attendance** Nick Sismey 223



## 4. Facebook Page Followers hits 24,000

Our Facebook Page followers surpassed 24,000 followers on 26Jan25 and is heading towards 25,000, with the current total being 24,891 as we go to press.



Derby HO Racing Club f www.dharc.co.uk  
**dharc**  
Home of HO Le Mans TOMY TYCO  
07984 33032 jimmy80@hotmail.co.uk

# Official Clothing

Derby HO Racing Club f www.dharc.co.uk  
**dharc**  
Home of HO Le Mans Carrera DIGITAL  
07984 33032 jimmy80@hotmail.co.uk



Derby HO Racing Club f www.dharc.co.uk  
**dharc**  
Home of HO Le Mans TOMY TYCO  
07984 33032 jimmy80@hotmail.co.uk

## Polo Shirts

Derby HO Racing Club f www.dharc.co.uk  
**dharc**  
Home of HO Le Mans Carrera DIGITAL  
07984 33032 jimmy80@hotmail.co.uk

## Polo Shirts



Derby HO Racing Club f www.dharc.co.uk  
**dharc**  
Home of HO Le Mans Carrera DIGITAL  
07984 33032 jimmy80@hotmail.co.uk

## Hoodies

Derby HO Racing Club f www.dharc.co.uk  
**dharc**  
Home of HO Le Mans TOMY TYCO  
07984 33032 jimmy80@hotmail.co.uk

## Caps

Contact  
Nick Sismey



# Slot Cars & Spares



## Open Wheel (F1)

Body	£10.00
Chassis	£10.00
Whole Car	£20.00



Pickup Shoes (Pair)	£1.20	Bulkhead	£3.70
Pickup Springs	£0.82	Armature	£5.60
Pinion Gear	£1.50	Crown/Pinion Gear	£2.50
Front Tyres (Pair)	£1.00	Rear Tyres (Pair)	£2.00
Front Axle	£2.00	Sponge (Pair)	£2.50
Brush Springs (Pair)	£1.18	Rear Axle with tyres	£4.50
Brushes (Pair)	£1.70	Guide Pins	£1.20
Motor Magnets (Pair)	£2.45	Traction Magnets (Pair)	£2.00
		Brush Tubes (Pair)	£2.00

## Enclosed Wheel (GC)



VSR Chassis	£30.00
Painted Lexan Body	£10.00

Pickup Shoes (Pair)	£1.40	Viper Endbell	£7.45
Pickup Springs	£0.52	Armature	£4.95
#417 7T Delrin Pinion Gear	£1.38	22T VSR Crown Gear	£2.08
Front Axle, Wheels and Tyres	£4.00	Rear Tyres (Pair)	£2.50
Rear Axle, Crown Gear & Tyres	£8.00	Guide Pins	£2.25
Rear Narrow Hubs (Pair)	£3.00	VSR Pro Blank Chassis	£8.50

Please Note: The Spares box may carry more items than listed here.



Updated 22May24



Visit our  
Facebook Page  
or the back of  
this magazine



Clear plastic bodies to suit a variety of HO  
chassis. Many not found elsewhere



# Race Report



## Round 03

# Interlagos – F1

## 28<sup>th</sup> January 2025

## Round 3 Interlagos (Brazil)

### Previous Results

Adults			1st	2nd	3rd
DHRC 23	04-Jan	1994	203'1" N Sismey	J Tague	S Goodlip
DHRC 24	28-Jan	1994	203'1" S Goodlip	M Chadwick	N Sismey
DHRC 25	15-Feb	1994	203'1" J Neale	N Sismey	J Tague
DHRC 26	08-Mar	1994	203'1" J Tague	A Smith	J Neale
DHRC 78	01-Apr	1997	203'1" M Chadwick	S Goodlip	N Sismey
DHRC 98	31-Mar	1998	203'1" N Sismey	M Chadwick	S Goodlip
DHRC 118	30-Mar	1999	203'1" N Sismey	P Rees	R Seaman
DHRC 138	28-Mar	2000	203'1" L Pateman	M Chadwick	S Goodlip
DHRC 249	03-May	2005	203'1" M Chadwick	N Sismey	W Lander
DHRC 304	16-Oct	2007	203'1" W Lander	N Sismey	J Sismey
DHRC 347	06-Oct	2009	203'1" J Sismey	L Pateman	N Sismey
DHRC 400	11-Oct	2011	203'1" L Pateman	P Rees	S Anand
DHRC 452	08-Oct	2013	114'0" J Sismey	N Sismey	L Smith
DHRC 504	13-Oct	2015	114'0" N Sismey	P Rees	D Passell
DHRC 510	09-Feb	2016	414'2" J Sismey	S Goodlip	N Sismey
DHRC 548	27-Jun	2017	114'0" S Goodlip	N Sismey	L Pateman
DHRC 610	22-Oct	2019	114'0" A Smith	L Pateman	P Rees
DHRC 660	31-Jan	2023	114'0" A Smith	S Goodlip	A Turnbull
DHRC 669 F1	18-Jul	2023	114'0" S Goodlip	A Smith	N Sismey
DHRC 670 GC	18-Jul	2023	114'0" A Smith	S Goodlip	A Turnbull
DHRC 722 F1	28-Jan	2025	114'0" S Goodlip	A Smith	N Sismey

Juniors			1st	2nd	3rd
DHRC 23	04-Jan	1994	203'1" M Minnis	AJ McPeake	K Schofield
DHRC 24	28-Jan	1994	203'1" M Minnis	AJ McPeake	J Henry
DHRC 25	15-Feb	1994	203'1" M Minnis	AJ McPeake	C Davenport
DHRC 26	08-Mar	1994	203'1" M Minnis	AJ McPeake	C Davenport
DHRC 78	01-Apr	1997	203'1" C Bowles	J Henry	J Stevenson
DHRC 98	31-Mar	1998	203'1" T Pank	C Bowles	J Stevenson
DHRC 118	30-Mar	1999	203'1" C Bowles	J Henry	D Barker
DHRC 138	28-Mar	2000	203'1" J Henry	T Pank	P Connally
DHRC 249	03-May	2005	203'1" T Chadwick	J Sismey	T Measham
DHRC 304	16-Oct	2007	203'1" C Bullock	A Hughes	M Warren
DHRC 347	06-Oct	2009	203'1" L Smith	K Levers	J Mellor
DHRC 400	11-Oct	2011	203'1" J Mellor	J Pateman	J Lister
DHRC 452	08-Oct	2013	114'0" A Hall	P Martin	R Litherland
DHRC 504	13-Oct	2015	114'0" A Hall	F Holmes	M Litherland
DHRC 510	09-Feb	2016	414'2" A Turnbull	F Holmes	R Litherland
DHRC 548	27-Jun	2017	114'0" A Turnbull	F Holmes	L Turnbull
DHRC 610	22-Oct	2019	114'0" A Turnbull	L Turnbull	R Litherland
DHRC 660	31-Jan	2023	114'0" L Bowles	E Doyle	JJ Hughes-Dowd
DHRC 669 F1	18-Jul	2023	114'0" L Bowles	JJ Hughes-Dowd	J Woodhouse
DHRC 670 GC	18-Jul	2023	114'0" L Bowles	JJ Hughes-Dowd	J Woodhouse
DHRC 722 F1	28-Jan	2025	114'0" JJ Hughes-Dowd	JT Hughes-Dowd	J Graham

Circuit Records		Lap Length 114'	
<b>Qualifying</b>			
F1/GC	S Goodlip	31Jan23	97.7 Laps
F1	S Goodlip	18Jul23	42.5 Laps
GC	A Smith	18Jul23	55.3 Laps
<b>Fastest Laps</b>			
F1	S Goodlip	22Oct19	7.01 Secs
GC	L Pateman	22Oct19	5.45 Secs
<b>Race Laps</b>			
F1	S Goodlip	31Jan23	23.0 Laps
GC	A Smith	31Jan23	28.4 Laps
<b>Final Points</b>			
5.0 Points	M Allsopp	27Jun17	



DHRC 722



**Simon Goodlip, chatting to Liam Smith and Macaully Dutson, became our third Adult winner in three Club Nights in 2025. He also took his third Masters' win.**

## Simon takes 100<sup>th</sup> victory on biggest grid for 5 years!

**'A' Final** – **Simon Goodlip** became our third winner in three Club Nights, which saw our largest grid since DHORC 609 on 15Oct19. On that day we had 28 on the grid, this time we had 27. Simon had to win through from the 'B' Final due to issues in Qualifying which saw him stand down to fix his GC body. To still take 5<sup>th</sup> on the grid was quite remarkable. Even more remarkable was that he was able to power through the 'B' and then take on the might of the 'A' to record his 100<sup>th</sup> Club Night win from 417 starts! The subsequent 4.0 Final points keeps him atop the Final Challenge with four Final wins from three Club Nights.

While **Chris Bowles**, winner of the other F1 race this year, put up a fight in the early stages it was **Angus Smith** who eventually gave Simon the biggest headache. Angus had taken back-to-back Poles to record his 80<sup>th</sup> (2<sup>nd</sup>) front row start, with his second Qualy race of the night being his 1,000<sup>th</sup> race. He would lose out to Simon by just 0.6 laps at the flag but earlier also recorded his 85<sup>th</sup> (2<sup>nd</sup>) most race laps, beating his own GC laps record of 28.5 set on 31Jan23 with a score of 28.8 laps. **Nick Sismey** had to rely on Chris struggling through the bends to take third exactly a lap back, which meant this podium mirrored the last F1 podium at Interlagos on 18Jul23.

Chris has been transformed in 2025 taking the first win of the year and remaining in second in the Championship behind Angus. He took back-to-back Individual Qualifying Rounds for the first time and his 5<sup>th</sup> fastest lap, his first sine 18Jul23, funnily enough on the same track!







**Pole sitter Angus Smith shooting the breeze with fellow 2025 winner Chris Bowles together with Denis Latham.**

**Angus continues to lead the Championship from Chris.**

**Denis was very pleased to Qualify in 8<sup>th</sup> place!**



**With 27 on the grid it was our biggest grid since pre COVID!**

**'B' Final** – **Reuben Litherland** matched Simon in every way during the 'B' and was on for the win with five seconds remaining until Simon nipped passed to take victory by a couple of feet. They both finished on 20.3 laps, matching what Nick did in the 'A', but Simon edged it by a very cruel margin! **Lee Pateman** was only 0.01 seconds slower than his mate Simon on fastest laps however his voice, as usual, got higher and higher pitched as he dropped 1.8 laps to take sixth. He was followed home another 0.4 laps in arrears by **Lewis Blacker** who had just recorded his 50<sup>th</sup> Final win by taking the 'C'.

**'C' Final** – **Dan Turnbull** again took the bulk of the Race Control work on the night and when not behind the computer was trying to chase Lewis down here. He finished on the same lap as Lewis but 0.8 laps back but held off **Liam Smith** who had been busy fixing the race computer (thanks Liam) and winning the 'D' Final. This was his third Final win in three Club Nights keeping Simon honest in the Final Challenge. Liam finished 0.2 laps behind Dan, with a lap time over a second quicker that should have seen him challenge Lewis, let alone Dan!

**Denis Latham** had been very pleased with 8<sup>th</sup> on the grid however things didn't go quite so well here as he dropped to tenth. However there are promising signs of better things to come!

**'D' Final** – **Stuart Gray**, fresh from his first ever overall win at DHORC in the Carrera Digital NASCAR Sprint Race the previous week, was Liam's main rival but Liam was so out of place due to a poor Qualy Stuart couldn't get near him as he took 11<sup>th</sup>. **Macaully Dutson** admits he has a good F1 car now, he just needs to drive it. He would take 12<sup>th</sup> with one of our new Members **Max Blake** taking a Final win in his very first Club Night, the 'E', finishing in 13<sup>th</sup>.

**'E' Final** – **Colin Blake** in only his third Club Night had a terrific battle with son Max here, just 0.2 laps separating the son, father duo at the flag.

**'Early Parents' 'F' Final** – Unfortunately Pole sitter and 2024 Champion **Andrew Woodhouse** had to step down from the top Final to get son Ellis home, so he would finish in fourth and 18<sup>th</sup> overall. **Dan Hughes-Dowd** had only Qualified 0.1 laps back and made the most of Andrew's absence to take his first 'Early Parents' win by 1.4 laps over 'G' Final winner **Mike Graham** who now takes the lead in the 'Early Parents' Championship. With Dan and Mike in 15<sup>th</sup> and 16<sup>th</sup> overall, respectively, **Alan Stevenson** took 17<sup>th</sup> another 1.7 laps back.

**'Early Parents' 'G' Final** – **Steve Whittaker**, in only his fifth Club Night, took on the might of Mike in his 31<sup>st</sup>, in our first double set of 'Early Parents' Finals. However there was only 0.4 laps between the two as Steve took his first Wooden Spoon.

**Antony Brazell** ran as a Non-Member and actually qualified in 18<sup>th</sup> out of 20 on the Adult grid. There wasn't however a space in the Finals to give him an extra run.

#### MASTERS REPORT

## Simon extends Championship lead

Simon extended his lead in the Masters' Championship with a double Final win from Angus and Stuart in second, with Nick in fourth.





JJ Hughes-Dowd has had a perfect start to the 2025 Junior season

JUNIOR REPORT

## JJ makes it 3 out of 3!

**'A' Final** – **JJ Hughes-Dowd** continued his dominance of 2025 with his third win from three starts. His 70<sup>th</sup> Club Night saw him take home his second perfect points haul of the year as he extends his Championship lead. He is now 7<sup>th</sup> overall in the all-time Pole records chart along with two others on 33 (2) and he took all four IQRs on the way to Pole. His 36<sup>th</sup> (3<sup>rd</sup>) win leaves him 6<sup>th</sup> in the all-time charts as he also notched up his 40<sup>th</sup> Final win, keeping him in the lead of the Final Challenge.

While he set his 30<sup>th</sup> (2<sup>nd</sup>) fastest lap his F1 lap time of 8.15 seconds matched former DHORC Member and friend Lewis Bowles' record set on 18Jul23. The best race laps of the night were also JJ's, his 31<sup>st</sup> (2<sup>nd</sup>). Older brother **JT Hughes-Dowd** celebrated his 100<sup>th</sup> race at the end of Qualifying, which placed him second on the grid in his first race at Interlagos. He held second through to the flag 3.9 laps back. **Jimmy Graham**, resplendent in his new DHORC Polo shirt, was also 3.9 laps behind JJ but a smidgen more than JT as he maintained his third place grid position at his first Interlagos visit.

**Timmy Stevenson**, like JJ, was an old hand at Interlagos at the grand ole age of 8, taking the 'B' Final win and fourth overall.

**'B' Final** – **Zac Brazell** our second new Member of the night made his intentions well known with fourth on the grid in his very first Qualifying, and with Club cars! He converted this to fifth overall, losing out to Timmy by a mere lap. Following him home was 6 year-old **Ellis Woodhouse** who has been racing with us since he was 4! He was just 0.4 laps behind Zac while **Luca Whittaker** in his seventh start won his very first Final, the 'C' to finish seventh overall.



**'C' Final** – **Max Blake** didn't know at this point, as the Junior Finals are run before the Adults, that he would also be a first time Final winner later. In this race he had to settle for second losing out to Luca by 1.5 laps despite a quicker lap time.



Timmy Stevenson won the Junior 'B' Final finishing 4<sup>th</sup> with dad Alan Stevenson in 17<sup>th</sup>

# Race Results



Who Came Where?

Who Scored What?



Lewis Blacker and Simon took over Parc Ferme duties in Phil Rees' absence (flu) and made good a difficult job.

DERBY HO RACING CLUB CHAMPIONSHIP RACE 722											
Interlagos - 28 January 2025 - Round 03 - F1 Finals											
M = HO Master				MASTER POINTS TABLE				NM = NON MEMBER			
QUALIFYING			FINAL POSITIONS			POINTS TOTAL			FINAL POINTS		
POS	ADULT	LAPS	POS	ADULT	PTS	POS	ADULT	PTS	POS	ADULT	PTS
1	A Smith (M)	97.4	1	S Goodlip (M)	45	1	S Goodlip (M)	46	1	S Goodlip (M)	4.0
2	C Bowles	93.3	2	A Smith (M)	38	2	A Smith (M)	41	2	M Graham	3.5
3	N Sismey (M)	87.9	3	N Sismey (M)	34	3	N Sismey (M)	34	3	L Smith	3.0
4	R Litherland	86.7	4	C Bowles	31	4	C Bowles	32	4	L Blacker	2.5
5	S Goodlip (M)	83.7	5	R Litherland	29	5	R Litherland	29	4	M Blake	2.5
6	L Pateman	82.0	6	L Pateman	28	6	L Pateman	28	6	D Hughes-Dowd	2.0
7	D Turnbull	76.2	7	L Blacker	27	7	L Blacker	27	7	A Smith (M)	1.5
8	D Latham	73.2	8	D Turnbull	26	8	D Turnbull	26	7	R Litherland	1.5
9	A Woodhouse	72.8	9	L Smith	25	9	L Smith	25	7	D Turnbull	1.5
10	D Hughes-Dowd	72.7	10	D Latham	24	10	D Latham	24	7	S Gray (M)	1.5
11	L Blacker	70.8	11	S Gray (M)	23	11	S Gray (M)	23	7	S Whittaker	1.5
12	A Stevenson	69.0	12	M Dutson	22	12	M Dutson	22	7	C Blake	1.5
13	L Smith	66.2	13	M Blake	21	13	M Blake	21	13	N Sismey (M)	1.0
14	S Gray (M)	65.5	14	C Blake	20	14	C Blake	20	13	L Pateman	1.0
15	M Graham	63.9	15	D Hughes-Dowd	19	15	D Hughes-Dowd	19	13	A Stevenson	1.0
16	S Whittaker	63.6	16	M Graham	18	16	M Graham	18	13	M Dutson	1.0
17	M Dutson	60.0	17	A Stevenson	17	17	A Stevenson	17	17	C Bowles	0.5
18	A Brazell (NM)	54.2	18	A Woodhouse	16	18	A Woodhouse	16	17	D Latham	0.5
19	C Blake	51.2	19	S Whittaker	15	19	S Whittaker	15	17	A Woodhouse	0.5
20	M Blake	46.1	20	A Brazell	NM	20	A Brazell	NM	20	A Brazell	NM

QUALIFYING			FINAL POSITIONS			POINTS TOTAL			FINAL POINTS		
POS	JUNIOR	LAPS	POS	JUNIOR	PTS	POS	JUNIOR	PTS	POS	JUNIOR	PTS
1	JJ Hughes-Dowd	79.6	1	JJ Hughes-Dowd	45	1	JJ Hughes-Dowd	50	1	T Stevenson	2.5
2	JT Hughes-Dowd	67.4	2	JT Hughes-Dowd	38	2	JT Hughes-Dowd	38	1	L Whittaker	2.5
3	J Graham	61.2	3	J Graham	34	3	J Graham	34	3	JJ Hughes-Dowd	2.0
4	Z Brazell	57.9	4	T Stevenson	31	4	T Stevenson	31	4	JT Hughes-Dowd	1.5
5	T Stevenson	57.5	5	Z Brazell	29	5	Z Brazell	29	4	Z Brazell	1.5
6	E Woodhouse	57.3	6	E Woodhouse	28	6	E Woodhouse	28	4	M Blake	1.5
7	L Whittaker	47.1	7	L Whittaker	27	7	L Whittaker	27	7	J Graham	1.0
8	M Blake	46.1	8	M Blake	26	8	M Blake	26	7	E Woodhouse	1.0



Antony Brazell helped out with marshalling and ran as a Non-Member





Dan Turnbull again took on most of the Race Control duties

DERBY H:O RACING CLUB CHAMPIONSHIP RACE 722													
Interlagos - 28 January 2025 - Round 03 - F1 Finals													
FORMULA 1 CAR LAPS & TIMES						GROUP 'C' CAR LAPS & TIMES							
FASTEST LAPS			BEST RACE LAPS (3 MINS)			FASTEST LAPS			BEST RACE LAPS (3 MINS)				
POS	ADULT	TIME	SPEED	POS	ADULT	LAPS	POS	ADULT	TIME	SPEED	POS	ADULT	LAPS
1	S Goodlip (M)	7.46	10.419	1	A Smith (M)	22.2	1	C Bowles	5.73	13.565	1	A Smith (M)	28.8
2	L Pateman	7.59	10.241	2	S Goodlip (M)	21.9	2	L Pateman	5.87	13.241	2	C Bowles	27.3
3	C Bowles	7.62	10.200	3	C Bowles	21.3	3	A Smith (M)	5.92	13.130	3	R Litherland	27.0
4	A Smith (M)	7.67	10.134	4	N Sismey (M)	20.3	4	S Goodlip (M)	5.98	12.998	4	L Pateman	26.8
5	L Smith	7.80	9.965	4	R Litherland	20.3	5	L Smith	6.06	12.826	5	N Sismey (M)	25.6
6	D Hughes-Dowd	8.11	9.584	6	L Smith	19.7	6	R Litherland	6.31	12.318	6	S Goodlip (M)	23.3
7	R Litherland	8.14	9.549	7	D Hughes-Dowd	19.2	7	N Sismey (M)	6.59	11.795	7	L Blacker	22.3
8	D Latham	8.21	9.467	8	L Blacker	18.8	7	L Blacker	6.59	11.795	7	L Smith	22.3
9	N Sismey (M)	8.30	9.365	9	L Pateman	18.5	9	A Woodhouse	6.85	11.347	9	D Turnbull	22.0
10	L Blacker	8.35	9.309	10	D Turnbull	18.0	10	D Latham	7.04	11.041	9	A Woodhouse	22.0
11	M Graham	8.93	8.704	11	M Graham	17.4	11	M Dutson	7.07	10.994	11	D Latham	21.9
12	D Turnbull	9.08	8.560	12	A Woodhouse	16.0	12	D Turnbull	7.17	10.841	12	M Dutson	21.4
13	A Brazell (NM)	9.10	8.541	13	S Gray (M)	15.9	13	M Graham	7.21	10.780	13	A Stevenson	20.3
14	A Stevenson	9.27	8.385	14	D Latham	15.8	14	S Whittaker	7.74	10.042	14	M Graham	20.0
15	A Woodhouse	9.54	8.148	15	A Stevenson	15.7	15	D Hughes-Dowd	8.18	9.502	15	D Hughes-Dowd	19.0
16	S Whittaker	9.58	8.113	16	S Whittaker	15.5	16	M Blake	8.22	9.456	16	S Whittaker	18.2
17	S Gray (M)	10.00	7.773	17	A Brazell (NM)	14.9	17	A Stevenson	8.29	9.376	17	S Gray (M)	17.8
18	M Blake	10.76	7.224	18	C Blake	13.2	18	A Brazell (NM)	8.49	9.155	18	C Blake	15.4
19	M Dutson	11.09	7.009	19	M Blake	12.8	19	S Gray (M)	9.05	8.589	19	M Blake	14.4
20	C Blake	11.21	6.934	20	M Dutson	12.6	20	C Blake	9.06	8.579	20	A Brazell (NM)	13.3
FASTEST LAPS			BEST RACE LAPS (3 MINS)			FASTEST LAPS			BEST RACE LAPS (3 MINS)				
POS	JUNIOR	TIME	SPEED	POS	JUNIOR	LAPS	POS	JUNIOR	TIME	SPEED	POS	JUNIOR	LAPS
1	JJ Hughes-Dowd	8.15	9.537	1	JJ Hughes-Dowd	19.5	1	JJ Hughes-Dowd	6.52	11.921	1	JJ Hughes-Dowd	22.7
2	JT Hughes-Dowd	8.64	8.996	2	JT Hughes-Dowd	15.5	2	JT Hughes-Dowd	7.11	10.932	2	JT Hughes-Dowd	21.0
3	J Graham	9.25	8.403	3	J Graham	15.4	3	L Whittaker	7.99	9.728	3	T Stevenson	18.5
4	E Woodhouse	9.35	8.313	3	E Woodhouse	15.4	4	M Blake	8.22	9.456	4	J Graham	16.7
5	Z Brazell	9.74	7.980	5	Z Brazell	14.4	5	J Graham	8.33	9.331	5	E Woodhouse	15.7
6	T Stevenson	10.19	7.628	5	T Stevenson	14.4	6	T Stevenson	8.39	9.264	6	Z Brazell	15.5
7	M Blake	11.12	6.990	7	L Whittaker	13.5	7	Z Brazell	8.75	8.883	6	L Whittaker	15.5
8	L Whittaker	11.57	6.718	8	M Blake	12.0	8	E Woodhouse	9.54	8.148	8	M Blake	14.4





Steve Whittaker, our happy marshal!

CL	NAME	DERBY H:O RACING CLUB CHAMPIONSHIP RACE 722												Derby HO Racing Club Home of HO Le Mans			
		ROUND 1 (F1) Y		ROUND 2 (GC) G		ROUND 3 (F1) R		ROUND 4 (GC) B		FINAL 1		FINAL 2		BEST		TOTAL LAPS	TOTAL FEET
		LAPS	TIME	LAPS	TIME	LAPS	TIME	LAPS	TIME	LAPS	TIME	LAPS	TIME	LAP	TIME		
A	A Smith (M)	21.1	7.71	28.8	5.92	22.2	7.67	25.3	6.49	97.4	A2	1.5	21.3	7.70	28.8	5.92	118.7
A	C Bowles	21.3	7.73	27.3	5.73	18.8	7.68	25.9	5.94	93.3	A4	0.5	19.7	7.62	27.3	5.73	113.0
A	N Sismey (M)	18.2	8.86	25.6	6.59	18.9	8.89	25.2	6.63	87.9	A3	1.0	20.3	8.30	25.6	6.59	108.2
A	R Litherland	18.4	8.69	27.0	6.31	17.8	8.74	23.5	6.93	86.7	B2	1.5	20.3	8.14	27.0	6.31	107.0
A	S Goodlip (M)	19.7	7.62	23.3	6.04	19.4	7.63	21.3	5.98	83.7	A1	4.0	20.3	7.58	23.3	5.98	125.9
A	L Pateman	15.3	8.74	26.8	6.09	15.5	8.75	24.4	5.87	82.0	B3	1.0	18.5	7.59	26.8	5.87	100.5
A	D Turnbull	16.9	9.19	22.0	7.17	16.5	9.31	20.8	7.50	76.2	C2	1.5	18.0	9.08	22.0	7.17	94.2
A	D Latham	15.8	8.60	21.9	7.04	15.2	8.91	20.3	7.22	73.2	C4	0.5	14.4	8.21	21.9	7.04	87.6
A	A Woodhouse	13.9	9.55	22.0	6.85	16.0	9.54	20.9	7.13	72.8	F4	0.5			22.0	6.85	72.8
A	D Hughes-Dowd	17.0	9.12	19.0	8.23	19.2	50.00	17.5	8.18	72.7	F1	2.0	18.6	8.11	19.2	8.11	91.3
A	L Blacker	12.7	9.04	22.3	6.59	15.4	8.46	20.4	7.16	70.8	B4	2.5	18.8	8.35	22.3	6.59	107.7
A	A Stevenson	14.2	10.11	19.3	8.29	15.2	9.95	20.3	12.15	69.0	F3	1.0	15.7	9.27	20.3	8.29	84.7
A	L Smith	8.0	8.15	20.5	6.06	15.4	7.97	22.3	6.24	66.2	C3	3.0	19.7	7.98	17.8	7.80	103.7
A	S Gray (M)	15.4	10.63	17.8	9.05	15.9	10.00	16.4	9.18	65.5	D2	1.5	14.4	10.40	17.8	9.05	79.9
A	M Graham	14.0	10.32	20.0	7.21	13.5	10.32	16.4	8.45	63.9	F2	3.5	15.0	9.48	20.0	7.21	96.3
A	S Whittaker	13.0	11.25	18.2	8.21	15.5	9.58	16.9	7.74	63.6	G2	1.5	14.6	9.80	18.2	7.74	78.2
A	M Dutton	9.4	12.23	21.4	7.07	12.2	12.00	17.0	8.24	60.0	D3	1.0	12.6	11.09	21.4	7.07	72.6
A	C Blake	11.2	11.98	11.4	12.70	13.2	11.45	15.4	9.06	51.2	E2	1.5	12.6	11.21	15.4	9.06	63.8
A	M Blake	8.5	13.57	14.4	8.23	10.3	14.84	12.9	8.22	46.1	D4	2.5	12.8	10.76	14.4	8.22	24.2
AS	A Brazell	13.4	9.10	12.6	8.49	14.9	9.39	13.3	9.10	54.2	H1				14.9	8.49	54.2
J	JJ Hughes-Dowd	19.5	8.15	22.7	6.52	18.4	8.24	19.0	7.08	79.6	A1	2.0	19.3	8.31	22.7	6.52	98.9
J	JT Hughes-Dowd	13.3	9.66	21.0	7.11	15.5	8.71	17.6	7.32	67.4	A2	1.5	15.4	8.64	21.0	7.11	82.8
J	J Graham	13.7	10.20	16.7	8.33	15.3	9.25	15.5	9.33	61.2	A3	1.0	15.4	9.56	16.7	8.33	76.6
J	Z Brazell	13.9	9.94	14.1	8.75	14.4	10.18	15.5	8.93	57.9	B2	1.5	13.4	9.74	15.5	8.75	71.3
J	T Stevenson	13.3	10.27	18.5	8.39	13.3	10.53	12.4	9.49	57.5	A4	2.5	14.4	10.19	12.5	10.56	84.4
J	E Woodhouse	15.4	9.35	15.7	9.54	13.1	11.11	13.1	10.81	57.3	B3	1.0	13.0		15.7	9.35	70.3
J	L Whittaker	10.0	12.71	15.5	7.99	9.2	12.92	12.4	10.32	47.1	B4	2.5	13.5	11.57	15.5	7.99	70.3
J	M Blake	8.5	13.57	14.4	8.23	10.3	14.84	12.9	8.22	46.1	C2	1.5	12.0	11.12	14.4	8.22	58.1
										TOTAL LAPS	273,280.8		TOTAL FEET		2,397.2		



Stuart Gray again helped with setting up – what a team!

Everyone's  
**Best Results**  
At This Circuit



**What are my Best Scores?**  
**Who Have I Beaten?**



**Mike Graham has taken the lead in the Early Parents' Championship with 2024 Champ Andrew Woodhouse currently in third.**

## Interlagos Adult Best Off Chart 1

Qualifying Combined					Final Points			
Pos	Adult	Laps	MPH	Date	Pos	Adult	Pts	Date
1	S Goodlip	97.7	10.547	31-Jan-23	1	M Allsopp	5.0	27-Jun-17
2	A Smith	97.4	10.515	28-Jan-25	2	D Edwards	4.5	22-Oct-19
3	C Bowles	93.3	10.072	28-Jan-25	3	S Goodlip	4.0	28-Jan-25
4	N Sismey	91.9	9.921	13-Oct-15	4	D Turnbull	3.5	13-Oct-15
5	L Pateman	91.2	9.845	22-Oct-19	4	N Sismey	3.5	27-Jun-17
6	A Turnbull	88.2	9.522	22-Oct-19	4	P Rees	3.5	31-Jan-23
7	P Rees	88.1	9.511	22-Oct-19	4	L Bowles	3.5	31-Jan-23
8	J Sismey	87.4	9.435	08-Oct-13	4	M Graham	3.5	28-Jan-25
9	J Lymer	86.7	9.360	27-Jun-17	9	R Crossland	3.0	08-Oct-13
9	R Litherland	86.7	9.360	28-Jan-25	9	D Passell	3.0	13-Oct-15
11	L Smith	84.3	9.101	08-Oct-13	9	K Alcock	3.0	27-Jun-17
12	G Peach	80.6	8.701	27-Jun-17	9	L Blacker	3.0	22-Oct-19
13	R Blake	78.3	8.453	08-Oct-13	9	A Turnbull	3.0	31-Jan-23
14	J Holmes	78.2	8.442	13-Oct-15	9	H Smith	3.0	31-Jan-23
15	D Turnbull	78.0	8.420	22-Oct-19	9	L Smith	3.0	28-Jan-25
16	D Passell	77.8	8.399	13-Oct-15	16	G Peach	2.5	08-Oct-13
17	D Edwards	76.5	8.259	22-Oct-19	16	J Lamb	2.5	13-Oct-15
18	D Garbett	76.2	8.226	31-Jan-23	16	JJ Hughes-Dowd	2.5	18-Jul-23
19	J Tetley	76.1	8.215	13-Oct-15	16	M Blake	2.5	28-Jan-25
20	J Lamb	75.5	8.151	13-Oct-15	20	J Sismey	2.0	08-Oct-13
21	D Latham	73.2	7.902	28-Jan-25	20	A Smith	2.0	22-Oct-19
22	A Woodhouse	72.8	7.859	28-Jan-25	20	D Hughes-Dowd	2.0	28-Jan-25
23	D Hughes-Dowd	72.7	7.848	28-Jan-25	23	R Blake	1.5	08-Oct-13
24	C Roythorne	72.2	7.794	08-Oct-13	23	K Payne	1.5	08-Oct-13
25	M Allsopp	71.9	7.762	27-Jun-17	23	J Litherland	1.5	08-Oct-13
26	R Masters	71.5	7.719	27-Jun-17	23	L Pateman	1.5	13-Oct-15
27	L Williamson	71.4	7.708	22-Oct-19	23	L Williamson	1.5	13-Oct-15
28	K Payne	71.1	7.676	08-Oct-13	23	J Holmes	1.5	27-Jun-17
29	L Blacker	70.8	7.643	22-Oct-19	23	D Garbett	1.5	22-Oct-19
30	S Gray	70.3	7.589	31-Jan-23	23	S Smith	1.5	31-Jan-23
31	R Crossland	69.5	7.503	08-Oct-13	23	S Gray	1.5	18-Jul-23
32	A Stevenson	69.0	7.449	28-Jan-25	23	C Bowles	1.5	18-Jul-23
33	L Bowles	68.8	7.427	31-Jan-23	23	R Litherland	1.5	28-Jan-25
34	M Martinez	66.5	7.179	22-Oct-19	23	S Whittakler	1.5	28-Jan-25
35	A Thompson	66.0	7.125	31-Jan-23	23	C Blake	1.5	28-Jan-25
36	S Smith	65.5	7.071	31-Jan-23	36	J Tetley	1.0	13-Oct-15
37	K Alcock	64.7	6.985	22-Oct-19	36	R Masters	1.0	13-Oct-15
38	M Graham	63.9	6.898	28-Jan-25	36	C Stannard	1.0	13-Oct-15
39	S Whittakler	63.6	6.866	28-Jan-25	36	J Lymer	1.0	08-Oct-13
40	H Smith	63.1	6.812	31-Jan-23	36	P Barber	1.0	08-Oct-13
41	JJ Hughes-Dowd	62.8	6.780	31-Jan-23	36	D Latham	1.0	18-Jul-23
42	R Lawson	62.1	6.704	27-Jun-17	36	A Stevenson	1.0	18-Jul-23
43	J Litherland	61.0	6.585	08-Oct-13	36	M Dutson	1.0	28-Jan-25
44	M Dutson	60.0	6.477	28-Jan-25	44	C Roythorne	0.5	08-Oct-13
45	P Barber	59.4	6.413	08-Oct-13	44	A Woodhouse	0.5	31-Jan-23
46	C Stannard	58.0	6.261	13-Oct-15	46	R Lawson	0.0	27-Jun-17
47	T Hagues	56.5	6.099	27-Jun-17	46	T Hagues	0.0	27-Jun-17
48	L Elmore	55.7	6.013	13-Oct-15	46	M Martinez	0.0	27-Jun-17
49	C Blake	51.2	5.527	28-Jan-25	46	L Elmore	0.0	13-Oct-15
50	M Blake	46.1	4.977	28-Jan-25	46	A Thompson	0.0	31-Jan-23






Colin Blake enjoying his second Evening of racing, now accompanied by son Max.

## Interlagos Junior Best Off Chart 1

Qualifying Combined					Final Points			
Pos	Junior	Laps	MPH	Date	Pos	Junior	Pts	Date
1	R Litherland	84.3	9.101	27-Jun-17	1	P Martin	3.5	08-Oct-13
2	A Turnbull	82.9	8.949	22-Oct-19	2	L Brooks	3.0	13-Oct-15
3	JJ Hughes-Dowd	79.6	8.593	28-Jan-25	2	H Taylor	3.0	13-Oct-15
4	A Hall	76.0	8.205	13-Oct-15	2	M Litherland	3.0	13-Oct-15
5	L Turnbull	75.8	8.183	22-Oct-19	2	L Turnbull	3.0	27-Jun-17
6	F Holmes	72.5	7.827	27-Jun-17	2	JJ Hughes-Dowd	3.0	31-Jan-23
7	L Bowles	68.8	7.427	31-Jan-23	7	T James	2.5	13-Oct-15
8	JT Hughes-Dowd	67.4	7.276	28-Jan-25	7	J Hagues (C)	2.5	27-Jun-17
9	E Doyle	65.0	7.017	31-Jan-23	7	J Martinez (C)	2.5	22-Oct-19
10	H Smith	63.1	6.812	31-Jan-23	7	T Stevenson	2.5	18-Jul-23
11	G Reyes-England	62.9	6.790	22-Oct-19	7	L Whittaker	2.5	28-Jan-25
12	J Graham	61.2	6.607	28-Jan-25	12	A Hall	2.0	08-Oct-13
13	M Litherland	60.2	6.499	13-Oct-15	12	A Turnbull	2.0	27-Jun-17
14	J Martinez	59.8	6.456	22-Oct-19	12	L Bowles	2.0	31-Jan-23
15	J Elmore	59.4	6.413	13-Oct-15	15	I Bradley	1.5	08-Oct-13
16	L Brooks	58.0	6.261	13-Oct-15	15	F Holmes	1.5	13-Oct-15
17	Z Brazell	57.9	6.251	28-Jan-25	15	Ca Holland	1.5	13-Oct-15
18	T Stevenson	57.5	6.207	28-Jan-25	15	D Jackson	1.5	13-Oct-15
19	E Woodhouse	57.3	6.186	31-Jan-23	15	E Jackson	1.5	13-Oct-15
20	Ca Holland	56.9	6.143	13-Oct-15	15	R Litherland	1.5	13-Oct-15
21	J Thompson	56.7	6.121	31-Jan-23	15	G Reyes-England	1.5	27-Jun-17
22	J Woodhouse	56.3	6.078	31-Jan-23	15	E Doyle	1.5	31-Jan-23
23	M Bradley	56.1	6.056	08-Oct-13	15	J Thompson	1.5	31-Jan-23
24	P Martin	55.7	6.013	08-Oct-13	15	E Woodhouse	1.5	18-Jul-23
25	T James	53.9	5.819	13-Oct-15	15	JT Hughes-Dowd	1.5	28-Jan-25
26	J Lawson	52.5	5.668	27-Jun-17	15	Z Brazell	1.5	28-Jan-25
26	D Jackson	52.5	5.668	13-Oct-15	15	M Blake	1.5	28-Jan-25
28	J Perry	51.1	5.516	13-Oct-15	28	M Bradley	1.0	08-Oct-13
29	I Bradley	50.9	5.495	08-Oct-13	28	H Smith (C)	1.0	27-Jun-17
30	H Taylor	50.8	5.484	13-Oct-15	28	J Lawson (C)	1.0	27-Jun-17
31	E Jackson	50.7	5.473	13-Oct-15	28	J Perry	1.0	13-Oct-15
32	J Hagues	50.5	5.452	27-Jun-17	28	S Bowman	1.0	22-Oct-19
33	S Bowman	48.4	5.225	22-Oct-19	28	J Woodhouse	1.0	31-Jan-23
34	L Whittaker	47.1	5.085	28-Jan-25	28	J Graham	1.0	28-Jan-25
35	D Paul	46.3	4.998	27-Jun-17	35	S Martinez	0.5	22-Oct-19
36	M Blake	46.1	4.977	28-Jan-25	35	D Paul	0.5	27-Jun-17
37	S Martinez	31.4	3.390	22-Oct-19	35	J Elmore	0.5	13-Oct-15



JT Hughes-Dowd took second to bruv JJ

**Interlagos Adult Best Off Chart 2 - F1**

Qualifying					Fastest Laps					Race Laps				
Pos	Adult	Laps	MPH	Date	Pos	Adult	Time	MPH	Date	Pos	Adult	Laps	MPH	Date
1	S Goodlip	42.5	9.176	18-Jul-23	1	S Goodlip	7.01	11.088	22-Oct-19	1	S Goodlip	23.0	9.932	31-Jan-23
2	A Smith	41.0	8.852	18-Jul-23	2	L Pateman	7.42	10.475	27-Jun-17	2	A Smith	22.2	9.586	28-Jan-25
3	N Sismey	40.4	8.723	18-Jul-23	3	C Bowles	7.45	10.433	18-Jul-23	3	P Rees	21.6	9.327	22-Oct-19
4	P Rees	39.3	8.485	18-Jul-23	4	A Smith	7.56	10.281	18-Jul-23	4	L Pateman	21.3	9.198	22-Oct-19
5	C Bowles	38.8	8.377	18-Jul-23	5	P Rees	7.67	10.134	18-Jul-23	4	C Bowles	21.3	9.198	28-Jan-25
6	L Bowles	36.5	7.881	18-Jul-23	6	L Smith	7.80	9.965	28-Jan-25	6	N Sismey	21.0	9.068	27-Jun-17
7	A Woodhouse	34.8	7.514	18-Jul-23	7	N Sismey	7.83	9.927	27-Jun-17	7	J Sismey	20.6	8.895	08-Oct-13
8	D Turnbull	34.4	7.427	18-Jul-23	7	A Turnbull	7.83	9.927	18-Jul-23	8	R Litherland	20.3	8.766	28-Jan-25
9	A Turnbull	32.8	7.082	18-Jul-23	9	J Sismey	7.84	9.914	08-Oct-13	9	J Lymer	20.0	8.636	27-Jun-17
10	S Gray	32.6	7.039	18-Jul-23	10	R Blake	8.10	9.596	08-Oct-13	9	A Turnbull	20.0	8.636	18-Jul-23
11	A Stevenson	31.9	6.888	18-Jul-23	11	D Hughes-Dowd	8.11	9.584	28-Jan-25	9	L Bowles	20.0	8.636	18-Jul-23
12	JJ Hughes-Dowd	31.3	6.758	18-Jul-23	12	R Litherland	8.14	9.549	28-Jan-25	12	L Smith	19.7	8.507	28-Jan-25
13	D Hughes-Dowd	29.2	6.305	18-Jul-23	13	G Peach	8.16	9.525	22-Oct-19	13	R Blake	19.5	8.420	08-Oct-13
14	L Blacker	21.1	4.556	18-Jul-23	14	D Edwards	8.21	9.467	27-Jun-17	14	D Edwards	19.4	8.377	22-Oct-19
15	D Latham	11.4	2.461	18-Jul-23	14	D Latham	8.21	9.467	25-Jan-28	15	M Allsopp	19.2	8.291	27-Jun-17
16	A Thompson	N/A	N/A	N/A	16	L Bowles	8.29	9.376	18-Jul-23	15	D Hughes-Dowd	19.2	8.291	28-Jan-25
16	C Blake	N/A	N/A	N/A	17	L Blacker	8.35	9.309	28-Jan-25	17	G Peach	19.1	8.248	27-Jun-17
16	C Roythorne	N/A	N/A	N/A	18	D Garbett	8.40	9.253	31-Jan-23	18	D Turnbull	18.9	8.161	27-Jun-17
16	C Stannard	N/A	N/A	N/A	19	J Lymer	8.43	9.220	27-Jun-17	19	L Blacker	18.8	8.118	28-Jan-25
16	D Edwards	N/A	N/A	N/A	20	M Allsopp	8.45	9.198	27-Jun-17	20	J Tetley	18.6	8.032	13-Oct-15
16	D Garbett	N/A	N/A	N/A	21	J Holmes	8.49	9.155	13-Oct-15	20	J Holmes	18.6	8.032	27-Jun-17
16	D Passell	N/A	N/A	N/A	21	D Turnbull	8.49	9.155	18-Jul-23	20	A Woodhouse	18.6	8.032	18-Jul-23
16	G Peach	N/A	N/A	N/A	23	J Tetley	8.54	9.102	13-Oct-15	23	R Masters	17.7	7.643	13-Oct-15
16	H Smith	N/A	N/A	N/A	24	L Williamson	8.57	9.070	22-Oct-19	24	D Passell	17.6	7.600	13-Oct-15
16	J Holmes	N/A	N/A	N/A	25	K Payne	8.81	8.823	08-Oct-13	24	S Gray	17.6	7.600	18-Jul-23
16	J Lamb	N/A	N/A	N/A	25	A Woodhouse	8.81	8.823	18-Jul-23	26	D Garbett	17.5	7.557	22-Oct-19
16	J Litherland	N/A	N/A	N/A	27	A Stevenson	8.90	8.733	18-Jul-23	27	D Latham	17.4	7.514	31-Jan-23
16	J Lymer	N/A	N/A	N/A	28	M Graham	8.93	8.704	28-Jan-25	27	A Stevenson	17.4	7.514	18-Jul-23
16	J Sismey	N/A	N/A	N/A	29	R Masters	8.94	8.694	13-Oct-15	27	M Graham	17.4	7.514	28-Jan-25
16	J Tetley	N/A	N/A	N/A	30	K Alcock	8.96	8.675	27-Jun-17	30	C Roythorne	17.2	7.427	08-Oct-13
16	K Alcock	N/A	N/A	N/A	31	JJ Hughes-Dowd	9.02	8.617	18-Jul-23	31	L Williamson	17.0	7.341	27-Jun-17
16	K Payne	N/A	N/A	N/A	32	S Gray	9.03	8.608	18-Jul-23	31	K Alcock	17.0	7.341	27-Jun-17
16	L Elmore	N/A	N/A	N/A	33	D Passell	9.06	8.579	13-Oct-15	33	K Payne	16.6	7.168	08-Oct-13
16	L Pateman	N/A	N/A	N/A	34	C Roythorne	9.13	8.513	08-Oct-13	34	J Lamb	16.5	7.125	13-Oct-15
16	L Smith	N/A	N/A	N/A	35	A Thompson	9.26	8.394	31-Jan-23	35	M Martinez	16.2	6.995	22-Oct-19
16	L Williamson	N/A	N/A	N/A	36	J Lamb	9.47	8.208	22-Oct-19	35	JJ Hughes-Dowd	16.2	6.995	18-Jul-23
16	M Allsopp	N/A	N/A	N/A	37	S Whittakler	9.58	8.113	28-Jan-25	37	S Smith	15.9	6.866	27-Jun-17
16	M Blake	N/A	N/A	N/A	38	M Martinez	9.70	8.013	22-Oct-19	38	R Crossland	15.8	6.823	08-Oct-13
16	M Dutson	N/A	N/A	N/A	39	R Crossland	9.80	7.931	08-Oct-13	39	P Barber	15.5	6.693	08-Oct-13
16	M Graham	N/A	N/A	N/A	39	J Litherland	9.80	7.931	08-Oct-13	39	S Whittakler	15.5	6.693	28-Jan-25
16	M Martinez	N/A	N/A	N/A	41	S Smith	9.97	7.796	27-Jun-17	41	T Hagues	15.0	6.477	27-Jun-17
16	P Barber	N/A	N/A	N/A	42	H Smith	10.00	7.773	31-Jan-23	41	A Thompson	15.0	6.477	31-Jan-23
16	R Blake	N/A	N/A	N/A	43	T Hagues	10.14	7.685	27-Jun-17	43	C Stannard	14.7	6.348	13-Oct-15
16	R Crossland	N/A	N/A	N/A	44	C Stannard	10.33	7.524	13-Oct-15	44	J Litherland	14.6	6.305	08-Oct-13
16	R Lawson	N/A	N/A	N/A	45	R Lawson	10.34	7.517	27-Jun-17	44	H Smith	14.6	6.305	31-Jan-23
16	R Litherland	N/A	N/A	N/A	46	M Blake	10.76	7.224	28-Jan-25	46	R Lawson	14.4	6.218	27-Jun-17
16	R Masters	N/A	N/A	N/A	47	L Elmore	10.78	7.210	13-Oct-15	47	C Blake	13.2	5.700	28-Jan-25
16	S Smith	N/A	N/A	N/A	48	P Barber	10.85	7.164	08-Oct-13	48	M Blake	12.8	5.527	28-Jan-25
16	S Whittakler	N/A	N/A	N/A	49	M Dutson	11.09	7.009	28-Jan-25	49	L Elmore	12.6	5.441	13-Oct-15
16	T Hagues	N/A	N/A	N/A	50	C Blake	11.21	6.934	28-Jan-25	49	M Dutson	12.6	5.441	28-Jan-25



Reuben Litherland qualified 4<sup>th</sup> finishing 5<sup>th</sup>



Jimmy Graham in his DHORC polo Christmas present finished on the podium in 3<sup>rd</sup>



Early Parents' 'G' – Steve (19<sup>th</sup>) and winner Mike  
Junior 'C' – Max Blake (8<sup>th</sup>) and winner Luca Whittaker



**Interlagos Adult Best Off Chart 3 - GC**

Qualifying					Fastest Laps					Race Laps				
Pos	Adult	Laps	MPH	Date	Pos	Adult	Time	MPH	Date	Pos	Adult	Laps	MPH	Date
1	A Smith	55.3	11.940	18-Jul-23	1	L Pateman	5.45	14.262	22-Oct-19	1	A Smith	28.8	12.436	28-Jan-25
2	A Turnbull	54.7	11.810	18-Jul-23	2	A Smith	5.47	14.210	31-Jan-23	2	S Goodlip	28.2	12.177	18-Jul-23
3	S Goodlip	52.5	11.335	18-Jul-23	3	S Goodlip	5.47	14.210	18-Jul-23	3	L Pateman	27.9	12.048	22-Oct-19
4	N Sismey	51.0	11.011	18-Jul-23	4	C Bowles	5.73	13.565	28-Jan-25	4	A Turnbull	27.7	11.961	18-Jul-23
5	C Bowles	50.1	10.817	18-Jul-23	5	A Turnbull	5.95	13.063	18-Jul-23	5	C Bowles	27.3	11.789	28-Jan-25
6	P Rees	45.6	9.845	18-Jul-23	6	N Sismey	6.03	12.890	31-Jan-23	6	R Litherland	27.0	11.659	28-Jan-25
7	D Turnbull	45.2	9.759	18-Jul-23	7	L Smith	6.06	12.826	28-Jan-25	7	N Sismey	26.8	11.573	13-Oct-15
8	L Blacker	44.5	9.608	18-Jul-23	8	J Lamb	6.19	12.557	13-Oct-15	8	G Peach	25.6	11.055	31-Jan-23
9	L Bowles	42.7	9.219	18-Jul-23	9	G Peach	6.23	12.476	31-Jan-23	9	J Sismey	25.4	10.968	08-Oct-13
10	JJ Hughes-Dowd	41.6	8.982	18-Jul-23	10	R Litherland	6.31	12.318	28-Jan-25	9	P Rees	25.4	10.968	22-Oct-19
11	S Gray	40.5	8.744	18-Jul-23	11	J Smith	6.52	11.532	18-Oct-13	11	D Passell	24.9	10.752	13-Oct-15
12	A Stevenson	39.1	8.442	18-Jul-23	12	D Garbett	6.54	11.885	31-Jan-23	12	J Lymer	24.5	10.580	27-Jun-17
13	D Hughes-Dowd	35.3	7.622	18-Jul-23	13	P Rees	6.58	11.813	22-Oct-19	13	J Lamb	24.4	10.536	13-Oct-15
14	D Latham	35.1	7.578	18-Jul-23	14	L Blacker	6.59	11.795	28-Jan-25	14	L Smith	23.7	10.234	08-Oct-13
15	A Woodhouse	32.1	6.931	18-Jul-23	15	JJ Hughes-Dowd	6.74	11.521	18-Jul-23	15	D Turnbull	23.6	10.191	18-Jul-23
16	A Thompson	N/A	N/A	N/A	16	J Lymer	6.76	11.498	22-Oct-19	16	J Holmes	23.2	10.018	13-Oct-15
16	C Roythorne	N/A	N/A	N/A	17	D Passell	6.78	11.464	13-Oct-15	17	L Blacker	22.8	9.845	18-Jul-23
16	C Stannard	N/A	N/A	N/A	18	R Blake	6.85	11.347	08-Oct-13	18	D Edwards	22.5	9.716	22-Oct-19
16	D Edwards	N/A	N/A	N/A	18	A Woodhouse	6.85	11.347	28-Jan-25	18	D Garbett	22.5	9.716	22-Oct-19
16	D Garbett	N/A	N/A	N/A	20	D Turnbull	6.88	11.298	18-Jul-23	18	L Bowles	22.5	9.716	18-Jul-23
16	D Passell	N/A	N/A	N/A	21	L Bowles	6.91	11.249	31-Jan-23	18	JJ Hughes-Dowd	22.5	9.716	18-Jul-23
16	G Peach	N/A	N/A	N/A	22	D Edwards	6.96	11.168	22-Oct-19	22	R Blake	22.4	9.673	08-Oct-13
16	H Smith	N/A	N/A	N/A	23	D Latham	7.04	11.041	28-Jan-25	23	A Stevenson	22.1	9.543	18-Jul-23
16	J Holmes	N/A	N/A	N/A	24	J Holmes	7.06	11.010	13-Oct-15	24	A Woodhouse	22.0	9.500	28-Jan-25
16	J Lamb	N/A	N/A	N/A	25	M Dutson	7.07	10.994	28-Jan-25	25	D Latham	21.9	9.457	28-Jan-25
16	J Litherland	N/A	N/A	N/A	26	A Stevenson	7.18	10.826	18-Jul-23	26	H Smith	21.5	9.284	31-Jan-23
16	J Lymer	N/A	N/A	N/A	27	M Allsopp	7.19	10.810	27-Jun-17	27	M Dutson	21.4	9.241	28-Jan-25
16	J Sismey	N/A	N/A	N/A	28	M Graham	7.21	10.780	28-Jan-25	28	K Payne	21.2	9.155	08-Oct-13
16	J Tetley	N/A	N/A	N/A	29	K Alcock	7.23	10.751	22-Oct-19	29	S Gray	20.8	8.982	31-Jan-23
16	K Alcock	N/A	N/A	N/A	30	J Tetley	7.26	10.706	13-Oct-15	30	J Tetley	20.5	8.852	13-Oct-15
16	K Payne	N/A	N/A	N/A	31	H Smith	7.34	10.590	31-Jan-23	31	R Crossland	20.4	8.809	08-Oct-13
16	L Elmore	N/A	N/A	N/A	32	D Hughes-Dowd	7.36	10.561	18-Jul-23	31	S Smith	20.4	8.809	31-Jan-23
16	L Pateman	N/A	N/A	N/A	33	S Smith	7.40	10.504	31-Jan-23	33	R Masters	20.2	8.723	27-Jun-17
16	L Smith	N/A	N/A	N/A	34	R Masters	7.57	10.268	27-Jun-17	33	A Thompson	20.2	8.723	31-Jan-23
16	L Williamson	N/A	N/A	N/A	35	S Gray	7.63	10.187	31-Jan-23	35	M Allsopp	20.0	8.636	27-Jun-17
16	M Allsopp	N/A	N/A	N/A	36	R Crossland	7.64	10.174	08-Oct-13	35	M Graham	20.0	8.636	28-Jan-25
16	M Martinez	N/A	N/A	N/A	37	A Thompson	7.74	10.042	31-Jan-23	37	L Williamson	19.7	8.507	22-Oct-19
16	P Barber	N/A	N/A	N/A	37	S Whittaker	7.74	10.042	28-Jan-25	37	D Hughes-Dowd	19.7	8.507	18-Jul-23
16	R Blake	N/A	N/A	N/A	39	L Williamson	7.77	10.004	22-Oct-19	39	C Roythorne	19.5	8.420	08-Oct-13
16	R Crossland	N/A	N/A	N/A	40	K Payne	7.95	9.777	08-Oct-13	40	K Alcock	19.4	8.377	27-Jun-17
16	R Lawson	N/A	N/A	N/A	41	J Litherland	7.99	9.728	08-Oct-13	41	M Martinez	18.4	7.945	22-Oct-19
16	R Masters	N/A	N/A	N/A	42	C Roythorne	8.00	9.716	08-Oct-13	42	S Whittaker	18.2	7.859	28-Jan-25
16	S Smith	N/A	N/A	N/A	43	M Blake	8.22	9.456	28-Jan-25	43	R Lawson	17.5	7.557	27-Jun-17
16	T Hagues	N/A	N/A	N/A	44	L Elmore	8.54	9.102	13-Oct-15	44	J Litherland	17.3	7.470	08-Oct-13
16	R Litherland	N/A	N/A	N/A	45	M Martinez	8.57	9.070	22-Oct-19	45	L Elmore	16.7	7.211	13-Oct-15
16	M Graham	N/A	N/A	N/A	46	R Lawson	8.77	8.863	27-Jun-17	46	P Barber	16.5	7.125	08-Oct-13
16	S Whittaker	N/A	N/A	N/A	47	C Blake	9.06	8.579	28-Jan-25	47	C Stannard	16.3	7.039	13-Oct-15
16	M Dutson	N/A	N/A	N/A	48	T Hagues	9.10	8.541	27-Jun-17	48	T Hagues	15.6	6.736	27-Jun-17
16	C Blake	N/A	N/A	N/A	49	P Barber	9.56	8.130	08-Oct-13	49	C Blake	15.4	6.650	28-Jan-25
16	M Blake	N/A	N/A	N/A	50	C Stannard	9.88	7.867	13-Oct-15	50	M Blake	14.4	6.218	28-Jan-25



Junior 'B' – Luca (7<sup>th</sup>), winner Timmy, Ellis Woodhouse (6<sup>th</sup>) and Zac Brazell (5<sup>th</sup>)





**Interlagos Junior Best Off Chart 3 - GC**


Qualifying					Fastest Laps					Race Laps				
Pos	Junior	Laps	MPH	Date	Pos	Junior	Time	MPH	Date	Pos	Junior	Laps	MPH	Date
1	L Bowles	42.7	9.219	18-Jul-23	1	R Litherland	6.25	12.436	22-Oct-19	1	R Litherland	26.1	11.270	22-Oct-19
2	JJ Hughes-Dowd	41.6	8.982	18-Jul-23	2	A Turnbull	6.37	12.202	27-Jun-17	2	A Turnbull	24.6	10.623	22-Oct-19
3	J Woodhouse	31.6	6.823	18-Jul-23	3	JJ Hughes-Dowd	6.52	11.921	28-Jan-25	3	L Bowles	24.0	10.364	18-Jul-23
4	T Stevenson	28.1	6.067	18-Jul-23	4	L Bowles	6.84	11.364	18-Jul-23	4	JJ Hughes-Dowd	22.7	9.802	28-Jan-25
5	E Woodhouse	21.5	4.642	18-Jul-23	5	L Turnbull	6.95	11.184	22-Oct-19	5	A Hall	22.6	9.759	13-Oct-15
6	A Hall	N/A	N/A	N/A	6	G Reyes-England	7.05	11.025	22-Oct-19	6	L Turnbull	22.4	9.673	22-Oct-19
6	A Turnbull	N/A	N/A	N/A	7	M Litherland	7.07	10.994	13-Oct-15	7	JT Hughes-Dowd	21.0	9.068	28-Jan-25
6	Ca Holland	N/A	N/A	N/A	8	JT Hughes-Dowd	7.11	10.932	28-Jan-25	8	G Reyes-England	20.8	8.982	22-Oct-19
6	D Jackson	N/A	N/A	N/A	9	A Hall	7.43	10.461	13-Oct-15	9	F Holmes	20.6	8.895	13-Oct-15
6	D Paul	N/A	N/A	N/A	10	J Martinez	7.45	10.433	22-Oct-19	10	H Smith	20.4	8.809	31-Jan-23
6	E Doyle	N/A	N/A	N/A	11	H Smith	7.60	10.227	31-Jan-23	11	J Martinez	20.0	8.636	22-Oct-19
6	E Jackson	N/A	N/A	N/A	12	L Brooks	7.65	10.160	13-Oct-15	12	L Brooks	19.9	8.593	13-Oct-15
6	F Holmes	N/A	N/A	N/A	13	F Holmes	7.70	10.094	13-Oct-15	13	M Litherland	19.5	8.420	13-Oct-15
6	G Reyes-England	N/A	N/A	N/A	14	D Paul	7.78	9.991	27-Jun-17	14	E Doyle	18.7	8.075	31-Jan-23
6	H Smith	N/A	N/A	N/A	15	E Doyle	7.81	9.952	31-Jan-23	15	T Stevenson	18.5	7.989	28-Jan-25
6	H Taylor	N/A	N/A	N/A	16	L Whittaker	7.99	9.728	28-Jan-25	16	J Thompson	17.4	7.514	31-Jan-23
6	I Bradley	N/A	N/A	N/A	17	J Elmore	8.13	9.561	13-Oct-15	17	P Martin	16.8	7.255	08-Oct-13
6	J Elmore	N/A	N/A	N/A	18	H Taylor	8.22	9.456	13-Oct-15	18	J Lawson	16.7	7.211	27-Jun-17
6	J Hagues	N/A	N/A	N/A	18	M Blake	8.22	9.456	28-Jan-25	18	J Graham	16.7	7.211	28-Jan-25
6	J Lawson	N/A	N/A	N/A	20	J Thompson	8.25	9.421	31-Jan-23	20	J Woodhouse	16.3	7.039	31-Jan-23
6	J Martinez	N/A	N/A	N/A	21	Ca Holland	8.28	9.387	13-Oct-15	21	Ca Holland	16.2	6.995	13-Oct-15
6	J Perry	N/A	N/A	N/A	22	J Graham	8.33	9.331	28-Jan-25	22	J Elmore	16.0	6.909	13-Oct-15
6	J Thompson	N/A	N/A	N/A	23	T Stevenson	8.39	9.264	28-Jan-25	23	T James	15.9	6.866	13-Oct-15
6	L Brooks	N/A	N/A	N/A	24	E Woodhouse	8.73	8.903	31-Jan-23	24	E Woodhouse	15.7	6.780	28-Jan-25
6	L Turnbull	N/A	N/A	N/A	25	Z Brazell	8.75	8.883	28-Jan-25	25	D Jackson	15.5	6.693	13-Oct-15
6	M Bradley	N/A	N/A	N/A	26	P Martin	8.89	8.743	08-Oct-13	25	D Paul	15.5	6.693	27-Jun-17
6	M Litherland	N/A	N/A	N/A	27	J Woodhouse	8.98	8.656	31-Jan-23	25	Z Brazell	15.5	6.693	28-Jan-25
6	P Martin	N/A	N/A	N/A	28	T James	9.07	8.570	13-Oct-15	25	L Whittaker	15.5	6.693	28-Jan-25
6	R Litherland	N/A	N/A	N/A	29	J Perry	9.12	8.523	13-Oct-15	29	H Taylor	15.4	6.650	13-Oct-15
6	S Bowman	N/A	N/A	N/A	30	D Jackson	9.25	8.403	13-Oct-15	30	M Bradley	15.0	6.477	08-Oct-13
6	S Martinez	N/A	N/A	N/A	31	J Lawson	9.37	8.295	27-Jun-17	31	M Blake	14.4	6.218	28-Jan-25
6	T James	N/A	N/A	N/A	32	M Bradley	9.70	8.013	08-Oct-13	32	J Hagues	14.3	6.175	27-Jun-17
6	JT Hughes-Dowd	N/A	N/A	N/A	33	J Hagues	9.95	7.812	27-Jun-17	33	E Jackson	14.2	6.132	13-Oct-15
6	J Graham	N/A	N/A	N/A	33	S Bowman	9.95	7.812	22-Oct-19	34	I Bradley	13.9	6.002	08-Oct-13
6	Z Brazell	N/A	N/A	N/A	35	E Jackson	10.55	7.368	13-Oct-15	35	S Bowman	13.8	5.959	22-Oct-19
6	L Whittaker	N/A	N/A	N/A	36	I Bradley	10.95	7.098	08-Oct-13	36	J Perry	12.5	5.398	13-Oct-15
6	M Blake	N/A	N/A	N/A	37	S Martinez	12.16	6.392	22-Oct-19	37	S Martinez	9.8	4.232	22-Oct-19



Junior 'A' – Winner JJ, Jimmy (3<sup>rd</sup>), JT (2<sup>nd</sup>) and Timmy (4<sup>th</sup>)



# Championship Tables



Those All Important  
**Points!**



Early Parents' 'F' – Winner Dan Hughes-Dowd (15<sup>th</sup>), Alan (17<sup>th</sup>) and Mike (16<sup>th</sup>)



## DHORC Championship 2025 Round 03

Pos	Competitor		Wins	MIA F1	MIA GC	INT F1	Total	Best (75%)	Diff
	Name			1	2	3	35	26	
	(Adults)			07-Jan	07-Jan	28-Jan	Scores	Scores	
1	A Smith (M)		1	38	50	41	129	129	
2	C Bowles		1	46	38	32	116	116	13
3	S Goodlip (M)		1	31	34	46	111	111	5
4	R Litherland			28	31	29	88	88	23
5	N Sismey (M)			27	26	34	87	87	1
6	L Pateman			31	27	28	86	86	1
7	L Blacker			26	29	27	82	82	4
8	D Turnbull			25	25	26	76	76	6
9	L Smith			24	24	25	73	73	3
10	D Latham			23	23	24	70	70	3
11	M Dutson			22	22	22	66	66	4
12	P Rees (M)			36	28	DNS	64	64	2
13	C Blake			21	21	20	62	62	2
14	D Hughes-Dowd			18	19	19	56	56	6
15	M Graham			17	20	18	55	55	1
16	A Woodhouse			20	18	16	54	54	1
17	A Stevenson			19	17	17	53	53	1
18	S Gray (M)			DNS	DNS	23	23	23	30
19	M Blake			DNS	DNS	21	21	21	2
20	S Whittaker			DNS	DNS	15	15	15	6
Pos	(Juniors)		Wins	720	721	722	Total	75%	Diff
1	JJ Hughes-Dowd		3	50	45	50	145	145	
2	JT Hughes-Dowd			31	43	38	112	112	33
3	J Graham			29	31	34	94	94	18
4	T Stevenson			34	28	31	93	93	1
5	L Whittaker			28	29	27	84	84	9
6	J Woodhouse			38	34	DNS	72	72	12
7	Z Brazzel			DNS	DNS	29	29	29	43
8	E Woodhouse			DNS	DNS	28	28	28	1
9	M Blake			DNS	DNS	26	26	26	2
Pos	(Masters)		Wins	720	721	722	Total	75%	Diff
1	S Goodlip (M)		3	2.5	3.0	4.0	9.5	9.5	
2	N Sismey (M)		1	2.5	1.5	1.0	5.0	5.0	4.5
2	A Smith (M)			1.5	2.0	1.5	5.0	5.0	
4	P Rees (M)		1	1.0	3.0	DNS	4.0	4.0	1.0
5	S Gray (M)			DNS	DNS	1.5	1.5	1.5	2.5
Pos	(Early Parents)		Wins	720	721	722	Total	75%	Diff
1	M Graham		2	0.5	2.0	3.5	6.0	6.0	
2	D Hughes-Dowd			1.0	1.5	2.0	4.5	4.5	1.5
3	A Woodhouse		1	2.0	1.0	0.5	3.5	3.5	1.0
4	A Stevenson			1.5	0.5	1.0	3.0	3.0	0.5
5	S Whittaker			DNS	DNS	1.5	1.5	1.5	2



Family battle! Adult 'E' – Colin (14<sup>th</sup>) and winner Max

## DHORC Final Challenge 2025 Round 03

Pos	Competitor	Wins	MIA F1	MIA GC	INT F1	Results	
	Name		1	2	3	(35)	Turn Up
	(Adult)		07-Jan	07-Jan	28-Jan	Points	Rate
1	S Goodlip (M)	4	2.5	3.0	4.0	9.5	100.00%
2	L Smith	3	2.5	2.5	3.0	8.0	100.00%
3	M Graham	2	0.5	2.0	3.5	6.0	100.00%
4	L Blacker	1	1.5	1.5	2.5	5.5	100.00%
5	N Sismey (M)	1	2.5	1.5	1.0	5.0	100.00%
5	A Smith (M)	1	1.5	2.0	1.5	5.0	100.00%
7	D Hughes-Dowd	1	1.0	1.5	2.0	4.5	100.00%
8	P Rees (M)	1	1.0	3.0	DNS	4.0	66.67%
8	C Bowles	1	2.0	1.5	0.5	4.0	100.00%
10	A Woodhouse	1	2.0	1.0	0.5	3.5	100.00%
10	D Latham		1.5	1.5	0.5	3.5	100.00%
10	D Turnbull		1.0	1.0	1.5	3.5	100.00%
13	L Pateman		1.5	0.5	1.0	3.0	100.00%
13	A Stevenson		1.5	0.5	1.0	3.0	100.00%
13	M Dutson		1.0	1.0	1.0	3.0	100.00%
13	R Litherland		1.0	0.5	1.5	3.0	100.00%
17	C Blake		0.5	0.5	1.5	2.5	100.00%
17	M Blake	1	DNS	DNS	2.5	2.5	100.00%
19	S Whittaker		DNS	DNS	1.5	1.5	100.00%
19	S Gray (M)	1	DNS	DNS	1.5	1.5	100.00%
Pos	(Junior)	Wins	720	721	722	Points	Rate
1	JJ Hughes-Dowd	3	2.0	2.0	2.0	6.0	100.00%
2	JT Hughes-Dowd	1	2.5	1.5	1.5	5.5	100.00%
3	J Graham	1	1.5	2.5	1.0	5.0	100.00%
3	L Whittaker	1	1.0	1.5	2.5	5.0	100.00%
5	T Stevenson	1	1.0	1.0	2.5	4.5	100.00%
6	J Woodhouse		1.5	1.0	DNS	2.5	66.67%
7	Z Brazell		DNS	DNS	1.5	1.5	100.00%
7	M Blake		DNS	DNS	1.5	1.5	100.00%
9	E Woodhouse		DNS	DNS	1.0	1.0	100.00%
Turn Up Rates			100%	100%	93.10%	AVE	97.33%



Adult 'D' – Max (13<sup>th</sup>), Stuart (11<sup>th</sup>), winner Liam and Macaully (12<sup>th</sup>)





# Members' Statistics

## ADULT STATISTICS 1992-2025 - AFTER DHORC 722

Sheet 1 of 5 (Note: Highlighted Names are Current 2025 Members, CS = Best Consecutive Results)

MEETINGS (Junior & Adult) ATTENDED			RACES (Junior & Adult) COMPLETED			DRIVER RANKING		FINALS WON				
Pos	ADULT (1st Race)	No	Pos	ADULT	No	Pos	ADULT	SCORE	Pos	ADULT	No	CS
1	P REES (07Jul92)	704	1	P REES	3,950	1	* S GOODLIP	2.538	1	L PATEMAN	288	(5)
2	N SISMEY (07Jul92)	669	2	N SISMEY	3,640	2	* J SISMEY	2.750	2	P REES	255	(3)
3	L PATEMAN (01Sep92)	620	3	L PATEMAN	3,437	3	* W LANDER	2.838	3	S GOODLIP	197	(4)
4	G PEACH (07Jan97)	457	4	G PEACH	2,548	4	* A SMITH	3.150	4	N SISMEY	182	(2)
5	S GOODLIP (01Jun93)	417	5	S GOODLIP	2,162	5	* M CHADWICK	3.813	5	M CHADWICK	117	(3)
6	P BARBER	363	6	P BARBER	2,102	6	* J TAGUE	4.538	6	J SISMEY	103	(4)
7	A McPEAKE	299	7	A BULLOCK	1,802	7	* L PATEMAN	4.638	7	G PEACH	102	(2)
8	A BULLOCK	292	8	A McPEAKE	1,658	8	* T MEASHAM	5.113	8	A SMITH	100	(5)
9	M CHADWICK	287	9	R MASTERS	1,598	9	* J NEALE	5.200	9	L SMITH	95	(3)
10	R MASTERS	280	10	M CHADWICK	1,537	10	* P REES	5.413	10	D McPEAKE	77	(2)
11	N LAMBERT	269	11	C ROYTHORNE	1,513	11	* R LITHERLAND	5.600	11	A McPEAKE	66	(2)
12	C ROYTHORNE	249	12	N LAMBERT	1,479	12	* C BOWLES	5.625	11	A BULLOCK	66	(2)
13	D McPEAKE	245	13	L SMITH (1,721)	1,369	13	* A TURNBULL	5.725	13	J TAGUE	64	(2)
14	D TURNBULL (07Nov13)	239	14	D McPEAKE	1,366	14	* K LYE	6.063	14	N LAMBERT	61	(2)
15	R SEAMAN	235	15	R SEAMAN	1,313	15	* C ROYTHORNE	6.350	14	M ALLSOPP	61	(3)
16	L SMITH (29May07) (286)	232	16	J SISMEY (1,957)	1,303	16	* G PEACH	6.438	16	R SEAMAN	60	(2)
17	A SMITH (07Jul92)	215	17	M ALLSOPP	1,265	16	* N SISMEY	6.438	17	W LANDER	56	(2)
18	J SISMEY (331)	211	18	D TURNBULL	1,212	18	* D GARBETT	6.450	18	C ROYTHORNE	55	(2)
19	M ALLSOPP	203	19	J LAMB	1,048	19	* A McPEAKE	6.488	19	R MASTERS	54	(2)
20	J LAMB	179	20	A SMITH	1,003	20	* R SEAMAN	6.550	20	S ANAND	53	(3)
21	P LEVERS	166	21	S ANAND	976	21	* R BLAKE	7.125	21	L BLACKER	50	(3)
22	J TAGUE	165	22	P LEVERS	957	22	* T CHADWICK	7.250	22	J LAMB	49	(3)
23	S ANAND	154	23	J LYMER	948	22	* S ANAND	7.250	23	P LEVERS	48	(2)
24	J LYMER	146	24	J TAGUE	858	24	* A BULLOCK	7.438	24	A HOLLIDAY	43	(3)
25	C BOWLES (28Mar95) (224)	146	25	K ALCOCK	848	25	* M ALLSOPP	7.488	25	I BRENTNALL	41	(3)
26	D EDWARDS	139	26	D EDWARDS	801	26	* L BLACKER	8.138	25	P BARBER	41	(2)
27	S GRAY (10Apr18)	136	27	G WESTON	682	27	* R CROSSLAND	8.175	27	C BOWLES	38	(3)
28	K ALCOCK	131	28	A HOLLIDAY	679	28	* L SMITH	8.325	28	J LYMER	38	(2)
29	A HOLLIDAY	123	29	C BOWLES (1,072)	670	29	* D McPEAKE	8.563	29	D TURNBULL	35	(3)
30	B JOHNSON (29Mar94)	121	30	W LANDER	661	30	* D BRENTNALL	8.838	29	JJ HUGHES-DOWD	35	(4)
31	L EDWARDS	116	31	L EDWARDS	654	31	* K PAYNE	8.850	31	G WESTON	33	(2)
32	L BLACKER (30Apr19)	116	32	J HOLMES	639	32	* J ROYTHORNE	8.938	32	B JOHNSON	31	(3)
33	S SMITH	115	33	B JOHNSON	583	33	* J LEVERS	9.063	33	K ALCOCK	30	(3)
34	R LAWSON (03Mar15)	115	34	S SMITH	581	34	* A DAVIES	9.138	34	D EDWARDS	29	(2)
35	G WESTON	113	35	R LAWSON	577	35	* P LEVERS	9.188	34	D GARBETT	29	(2)
36	C HENRY	109	36	S GRAY	561	36	* JJ HUGHES-DOWD	9.275	34	A TURNBULL	29	(2)
37	D GARBETT	109	37	C HENRY	552	37	* J LYMER	9.288	37	R BLAKE	26	(2)
38	W LANDER	104	38	D GARBETT	523	38	* S PANK	9.775	38	D BRENTNALL	25	(5)
39	J HOLMES	98	39	I BRENTNALL	511	39	* D TURNBULL	9.788	38	M ROGERS	25	(3)
40	I BRENTNALL	94	40	L BLACKER	477	40	* D PASSELL	9.850	38	J HOLMES	25	
41	T DINGLEY	87	41	R CROSSLAND	456	41	* J LAMB	10.063	41	J NEALE	24	(2)
42	A TURNBULL (238)	86	42	T DINGLEY	455	42	* T DINGLEY	10.125	42	J LEVERS	22	(3)
43	R CROSSLAND	81	43	J ROYTHORNE	432	43	* I BRENTNALL	10.325	42	R CROSSLAND	22	(2)
44	A STAMPER	76	44	R BLAKE	383	44	* M KNIGHTON	10.363	42	R LITHERLAND	22	(2)
45	R LITHERLAND (21May13) (227)	75	45	A TURNBULL (1,287)	382	45	* G WESTON	10.375	45	S MINNIS	21	(3)
46	S PANK	69	46	A STAMPER	366	46	* B JOHNSON	10.425	45	S PANK	21	(2)
47	J ROYTHORNE	69	47	S PANK	364	47	* D EDWARDS	10.438	45	T DINGLEY	21	
48	S MINNIS	67	48	J LITHERLAND	362	48	* M ROGERS	10.463	48	J ROYTHORNE	20	(2)
49	D HUGHES-DOWD (18Oct22)	65	49	S MINNIS	356	49	* JT HUGHES-DOWD	11.238	49	C HENRY	19	
50	JJ HUGHES-DOWD (18Oct22) (133)	63	50	J LEVERS	322	50	* S MINNIS	11.400	50	A FEARN	18	(2)

(Driver Ranking = Average Position in Qualifying, Final Position, Fastest Lap & Race Laps Over Last 20 club nights)



Adult 'C' – Liam (9<sup>th</sup>), Denis (10<sup>th</sup>), Dan (8<sup>th</sup>) and winner Lewis



**ADULT STATISTICS 1992-2025 - AFTER DHORC 722**

Sheet 2 of 5 (Note: Highlighted Names are Current 2025 Members, CS = Best Consecutive Results)

MEETINGS (Junior & Adult)		RACES (Junior & Adult)		DRIVER RANKING		FINALS WON					
ATTENDED		COMPLETED		ADULT		ADULT					
Pos	ADULT (1st Race)	No	Pos	ADULT	No	Pos	ADULT	No	CS		
51	R BLAKE	62	51	A FEARN (380)	319	50	* D LATHAM	11.400	51	S GRAY	16
51	J LITHERLAND	62	52	J NEALE	318	52	* D HUGHES-DOWD	11.488	52	S LANDER	14 (2)
53	J NEALE	60	53	M ROGERS	308	53	* A WOODHOUSE	11.625	53	T CHADWICK	13 (2)
54	A WOODHOUSE (09Aug22)	59	54	M MARTINEZ	289	54	* J HOLMES	12.350	54	J HITCHCOCK	12 (2)
55	M ROGERS	57	55	R LITHERLAND (1,184)	267	55	* A HOLLIDAY	12.463	54	P FOXLEY	12 (2)
56	A STEVENSON (18Oct22)	54	56	K LYE	263	56	* K ALCOCK	12.613	54	R LAWSON	12
57	J LEVERS	53	57	G SCHULE	258	57	* A FEARN	12.625	57	T MEASHAM	11
58	G SCHULE	52	58	C BULLOCK (639)	248	58	* M STURGESS	12.675	57	S SMITH	11
59	A FEARN	49	59	D BRENTNALL	225	59	* N LAMBERT	12.950	57	H SMITH	11
59	M MARTINEZ	49	59	T CHADWICK (999)	225	60	* P FOXLEY	12.963	57	J LAWSON	11 (3)
61	D LATHAM (21Feb23)	48	61	D HUGHES-DOWD	219	61	* H SMITH	13.138	57	D HUGHES-DOWD	11
62	D OLIVER	45	62	D OLIVER	216	61	* S GRAY	13.138	62	D WALKER	10
62	M DUTSON (15Mar22)	45	63	D WALKER	212	63	* G SCHULE	13.238	62	D PASSELL	10 (2)
64	D WALKER	42	64	A DAVIES	211	64	* J TETLEY	13.313	62	L EDWARDS	10
64	K LYE	42	65	T MEASHAM (758)	208	65	* J LAWSON	13.488	65	S DUNN	9 (2)
66	D BRENTNALL	41	66	M KNIGHTON	206	66	* C HENRY	13.763	65	K LYE	9
67	A THOMPSON	39	67	J CHELL	202	67	* D GREEN	13.850	67	G LAMBERT	8 (4)
68	M KNIGHTON	36	68	D PASSELL	191	68	* R LAWSON	13.950	67	J LITHERLAND	8
68	T CHADWICK (183)	36	69	A WOODHOUSE	185	68	* S SMITH	13.950	67	C COOPER	8
68	C BULLOCK (102)	36	70	S DUNN	183	70	* J LITHERLAND	14.125	67	JT HUGHES-DOWD	8 (2)
71	S DUNN	35	71	A THOMPSON	179	71	* A STEVENSON	14.188	71	R CHADWICK	7 (2)
72	D PASSELL	34	72	A STEVENSON	178	72	* A STAMPER	14.300	71	A DAVIES	7
72	A DAVIES	34	73	P FOXLEY	172	73	* R MASTERS	14.325	71	D LATHAM	7
74	T MEASHAM (126)	33	74	G LAMBERT	168	73	* M GRAHAM	14.325	74	M JUBB	6
75	G LAMBERT	32	75	M STURGESS	163	75	* M HOLLAND	14.375	74	A STAMPER	6
75	P FOXLEY	32	76	D LATHAM	159	76	* N CHATTLE	14.488	74	C BULLOCK	6
77	M GRAHAM (20Feb24)	31	77	S SUMNER	157	77	* B BRUCE	14.563	74	K PAYNE	6
78	J CHELL	30	78	B BRUCE	148	78	* L EDWARDS	14.800	74	J TETLEY	6 (2)
79	M STURGESS	29	79	R CHADWICK	146	79	* M DUTSON	14.938	74	T BALDOCK	6
80	JT HUGHES-DOWD (20Feb24) (59)	28	80	J TETLEY	143	80	* C BULLOCK	15.138	80	C SCHOFIELD	5 (2)
81	R HITCHCOCK	27	81	K PAYNE	140	81	* D OLIVER	15.688	80	AJ McPEAKE	5 (2)
81	R CHADWICK	27	82	R HITCHCOCK	138	82	* S DUNN	15.963	80	I HOLLAND	5
83	S SUMNER	26	83	M HOLLAND	129	83	* A THOMPSON	16.063	80	M TANSLEY	5
84	B BRUCE	25	84	J HITCHCOCK	127	84	* G LAMBERT	16.175	80	D OLIVER	5
85	C STANNARD	24	84	M DUTSON	127	85	* S SUMNER	16.425	80	D GREEN	5
85	H SMITH (137)	24	86	C SCHOFIELD	124	86	* M MARTINEZ	16.763	80	J CHELL	5
85	J LAWSON (18Aug15) (108)	24	87	I HOLLAND	120	87	* J CHELL	17.138	80	R JAMES	5
88	I HOLLAND	23	87	D GREEN	120	88	* C STANNARD	17.325	88	S REVITT	4 (2)
88	J HITCHCOCK	23	89	N CHATTLE	119	89	* R HITCHCOCK	18.063	88	R HITCHCOCK	4
88	C SCHOFIELD	23	90	S LANDER	118	90	* C SCHOFIELD	18.113	88	M KNIGHTON	4
88	D GREEN	23	90	C STANNARD	118	91	* D WALKER	18.163	88	M STURGESS	4
88	M HOLLAND	23	92	T HAGUES	111	92	* P BARBER	18.938	88	M BLOOD	4
88	K PAYNE	23	93	R JAMES	105	93	* J HITCHCOCK	21.388	93	S PATCHING	3
94	J TETLEY	21	94	C CARRINGTON	100	94	* R CHADWICK	22.013	93	C NORRIS	3
95	N CHATTLE	20	95	M JUBB	99	95	* I HOLLAND	22.288	93	J HENRY	3
96	M JUBB	19	96	C BRADFORD	97	N/A	T BALDOCK	2.583	93	C CARRINGTON	3
97	C CARRINGTON	18	97	M GRAHAM	96	N/A	S REVITT	3.792	93	A HUGHES	3
97	T HAGUES	18	98	JJ HUGHES-DOWD (326)	95	N/A	S LANDER	4.485	93	M HOLLAND	3
99	N MAFFIN	17	99	P MELLOR	93	N/A	AJ McPEAKE	6.659	93	C STANNARD	3
99	S LANDER	17	100	N MAFFIN	82	N/A	A HUGHES	6.792	93	A WOODHOUSE	3



Adult 'B' – Lee Pateman (6<sup>th</sup>), Reuben (5<sup>th</sup>), winner Simon and Lewis (7<sup>th</sup>)



**ADULT STATISTICS 1992-2025 - AFTER DHORC 722**

Sheet 3 of 5 (Note: Highlighted Names are Current 2025 Members, CS = Best Consecutive Results)

MEETINGS (Junior & Adult)		RACES (Junior & Adult)		DRIVER RANKING			FINALS WON					
ATTENDED		COMPLETED		ADULT			ADULT					
Pos	ADULT (1st Race)	No	Pos	ADULT	No	Pos	ADULT	No	CS			
99	P MELLOR	17	101	P COCKBILL	81	N/A	S WHITE	8.000	101	H VD HEUVEL	2	(2)
99	C BRADFORD	17	102	D LEVERTON	75	N/A	C SLATER	9.250	101	J KELLY	2	
99	C COOPER	17	103	M TANSLEY	73	N/A	L BOWLES	10.357	101	C SLATER	2	(2)
104	P COCKBILL	16	104	YAN SHEN	68	N/A	S SIDDANS	10.417	101	YAN SHEN	2	
105	R JAMES	15	105	J KELLY	67	N/A	J KELLY	10.500	101	I HALL	2	
106	M TANSLEY	14	106	S REVITT	63	N/A	J GRAHAM	10.625	101	S SUMNER	2	
106	L BOWLES (92)	14	107	M WATTS (130)	61	N/A	J HENRY	11.000	101	B BRUCE	2	
108	J KELLY	13	107	C COOPER	61	N/A	F HOLMES	11.194	101	C BRADFORD	2	
108	D LEVERTON	13	109	J McDONALD (98)	60	N/A	C COOPER	11.500	101	M MARTINEZ	2	
110	S REVITT	12	110	M BLOOD	58	N/A	M BLOOD	11.639	101	L BOWLES	2	
110	P PURKIS	12	110	W BLURTON	58	N/A	C ATKINSON	12.125	101	M GRAHAM	2	
110	M WATTS (25)	12	110	F HOLMES (827)	58	N/A	J MELLOR	12.650	112	R GILLARD	1	
110	T STACEY	12	113	I HALL	57	N/A	A DOBBINS	12.925	112	D ROYTHORNE	1	
114	AJ McPEAKE (76)	11	113	T STACEY	57	N/A	P WRIGHT	13.250	112	P COCKBILL	1	
114	YAN SHEN	11	115	T CASH	54	N/A	T STACEY	13.271	112	J JOHNSON	1	
116	R GILLARD	10	116	N WRIGHT	52	N/A	P ZIMMERMAN	13.500	112	G SCHULE	1	
116	A DOBBINS	10	117	AJ McPEAKE (376)	50	N/A	M TANSLEY	13.500	112	M WATTS	1	
116	I HALL	10	117	T BALDOCK	50	N/A	L COPLEY	13.500	112	B GEBAUERS	1	
116	J McDONALD (16)	10	119	R GILLARD	49	N/A	N WRIGHT	13.556	112	G CLARK	1	
120	N WRIGHT	9	119	A DOBBINS	49	N/A	C WILKINSON	14.083	112	L COPLEY	1	
120	M BLOOD	9	119	D KENNING	49	N/A	C CARRINGTON	14.111	112	A DOBBINS	1	
120	T BALDOCK	9	122	P PURKIS	47	N/A	K JEFFRIES	14.688	112	C WILKINSON	1	
120	T CASH	9	123	A LEE	46	N/A	Da BUCKLEY	14.844	112	R HILL	1	
120	F HOLMES (139)	9	123	Z MIDDLETON	46	N/A	S ALLDREAD	14.917	112	N CHATTLE	1	
125	C NORRIS	8	125	Da BUCKLEY	43	N/A	B COOK	15.000	112	C ATKINSON	1	
125	Da BUCKLEY	8	125	J LAWSON (459)	43	N/A	J FLETCHER	15.125	112	A THOMPSON	1	
125	W BLURTON	8	127	A HUGHES (414)	42	N/A	S WHITTACKER	15.350	112	A LEE	1	
125	D KENNING	8	127	H SMITH (637)	42	N/A	W BLURTON	15.438	112	D LLOYD	1	
129	S PATCHING	7	129	P WRIGHT	40	N/A	R HEATON	15.500	112	Z MIDDLETON	1	
129	G CLARK	7	130	G CLARK	39	N/A	R GILLARD	15.575	112	T STACEY	1	
129	J HENRY (134)	7	131	S PATCHING	38	N/A	R JAMES	15.617	112	F HOLMES	1	
129	R HILL	7	131	C NORRIS	38	N/A	G CLARK	15.750	112	J McDONALD	1	
129	L ELMORE	7	133	J HENRY (695)	37	N/A	L HENDERSON	15.750	112	J GRAHAM	1	
134	D HARROP	6	134	JT HUGHES-DOWD (137)	36	N/A	A LEE	15.833	112	M BLAKE	1	
134	D HART	6	135	C WILKINSON	35	N/A	D LEVERTON	15.846				
134	P WRIGHT	6	135	YUAN ZHI	35	N/A	R SPENCER	15.850				
134	C WILKINSON	6	135	L ELMORE	35	N/A	YUAN ZHI	15.875				
134	A HUGHES (67)	6	138	D BUCKLEY	33	N/A	R HILL	16.071				
134	Ch HOLLAND	6	139	R HILL	32	N/A	S KERR	16.083				
134	D BUCKLEY	6	140	D HART	30	N/A	P COCKBILL	16.156				
134	YUAN ZHI	6	140	D HARROP	30	N/A	D LLOYD	16.167				
134	A LEE	6	140	Ch HOLLAND	30	N/A	S PATCHING	16.179				
134	Z MIDDLETON	6	143	St BOWMAN	29	N/A	Z MIDDLETON	16.250				
134	S KERR	6	143	C BLURTON	29	N/A	J McDONALD	16.375				
145	R SPENCER	5	145	R SPENCER	28	N/A	D KENNING	16.469				
145	J MELLOR (87)	5	146	C ATKINSON	27	N/A	L HAYMES	16.500				
145	C BLURTON	5	147	K JEFFRIES	26	N/A	M WATTS	16.625				
145	S WHITTACKER (26Nov24)	5	148	L COPLEY	25	N/A	C NORRIS	16.714				
149	B GEBAUERS	4	148	D LLOYD	25	N/A	C BLAKE	16.750				
149	C ROBINSON	4	150	S SIDDONS	23	N/A	T CASH	16.889				



Adult 'A' – Nick Sismey (3<sup>rd</sup>), Chris (4<sup>th</sup>), Angus (2<sup>nd</sup>) and winner Simon



## ADULT STATISTICS 1992-2025 - AFTER DHORC 722

Sheet 4 of 5 (Note: Highlighted Names are Current 2025 Members, CS = Best Consecutive Results)

MEETINGS (Junior & Adult) ATTENDED		RACES (Junior & Adult) COMPLETED		DRIVER RANKING		FINALS WON						
Pos	ADULT (1st Race)	No	Pos	ADULT	No	Pos	ADULT	SCORE	Pos	ADULT	No	CS
149	S HENDRY	4	151	S KERR	22	N/A	G HADDON	17.000				
149	C ATKINSON	4	152	B GEBAUERS	21	N/A	M BLAKE	17.250				
149	K JEFFRIES	4	153	C ROBINSON	20	N/A	D HARROP	17.500				
149	W PARKIN	4	153	S HENDRY	20	N/A	St BOWMAN	17.500				
149	St BOWMAN	4	155	L BOWLES (372)	19	N/A	YAN SHEN	17.636				
156	H VD HEUVEL	3	156	W PARKIN	17	N/A	I HALL	17.650				
156	J JOHNSON	3	156	S WHITTAKER	17	N/A	L ZHOU	17.750				
156	S ALLDREAD	3	158	J JOHNSON	16	N/A	C ROBINSON	18.000				
156	L COPLEY	3	158	J MELLOR (497)	16	N/A	N MAFFIN	18.103				
156	S SIDDONS	3	160	S ALLDREAD	15	N/A	D HART	18.208				
156	D LLOYD	3	160	S BENNETT	15	N/A	T HAGUES	18.236				
156	S BENNETT	3	162	H VD HEUVEL	14	N/A	C BRADFORD	18.279				
156	C BLAKE (07Jan25)	3	162	P ZIMMERMANN	14	N/A	D BUCKLEY	18.333				
164	D ROYTHORNE	2	162	L HENDERSON	14	N/A	J ASHCROFT	18.375				
164	J ASHCROFT	2	165	D ROYTHORNE	11	N/A	B FAHRNER	18.750				
164	A CARTER	2	165	C BLAKE	11	N/A	Ch HOLLAND	18.792				
164	B FAHRNER	2	167	J ASHCROFT	10	N/A	C BLURTON	18.800				
164	L ZHOU	2	167	A CARTER	10	N/A	B GEBAUERS	18.875				
164	B COOK	2	167	B FAHRNER	10	N/A	S HENDRY	19.188				
164	J FLETCHER	2	167	B COOK	10	N/A	D ROYTHORNE	19.375				
164	L HAYMES	2	167	J FLETCHER	10	N/A	M JUBB	19.408				
164	J GRAHAM (31)	2	167	L HAYMES	10	N/A	S BENNETT	19.417				
173	S WHITE	1	173	L ZHOU	9	N/A	J JOHNSON	19.500				
173	P DUNNE	1	174	C SLATER	7	N/A	A HARTLEY	19.750				
173	A HARTLEY	1	175	T MAKUNI	6	N/A	W PARKIN	19.813				
173	C SLATER	1	176	S WHITE	5	N/A	T MAKUNI	20.000				
173	P ZIMMERMANN	1	176	R HEATON	5	N/A	P DUNNE	20.750				
173	L HENDERSON	1	176	A HARTLEY	5	N/A	P MELLOR	20.882				
173	G HADDON (26)	1	176	G HADDON (143)	5	N/A	A CARTER	21.625				
173	T MAKUNI	1	180	P DUNNE	4	N/A	L ELMORE	21.786				
173	M BLAKE (28Jan25) (2)	1	181	J GRAHAM (97)	3	N/A	P PURKIS	22.667				
173	R HEATON	1	182	M BLAKE (7)	2	N/A	H VD HEUVEL	22.917				





## JUNIOR STATISTICS 1992-2025 - AFTER DHORC 722

Sheet 1 of 4 (Note: Highlighted Names are Current 2025 Members, CS = Best Consecutive Results)

MEETINGS ATTENDED			RACES COMPLETED			DRIVER RANKING			FINALS WON			
Pos	JUNIOR (1st Race)	No	Pos	JUNIOR	No	Pos	JUNIOR	SCORE	Pos	JUNIOR	No	CS
1	A TURNBULL	152	1	R LITHERLAND	917	1	* L SMITH	1.113	1	R LITHERLAND	61	(5)
1	R LITHERLAND	152	2	A TURNBULL	905	2	* A HUGHES	1.175	2	J HENRY	59	(3)
3	T CHADWICK	147	3	L TURNBULL	807	3	* AJ McPEAKE	1.275	3	A HALL	56	
4	L TURNBULL	133	4	T CHADWICK	774	4	* J MELLOR	1.400	3	A TURNBULL	56	(2)
5	F HOLMES	130	5	F HOLMES	789	5	* J HENRY	1.438	5	T CHADWICK	51	
6	G REYES-ENGLAND	128	6	G REYES-ENGLAND	766	6	* A HALL	1.475	6	J SISMEY	47	
7	J HENRY	127	7	J HENRY	658	7	* R LITHERLAND	1.600	7	L BOWLES	40	
8	J SISMEY	120	8	J SISMEY	654	8	* L BOWLES	1.613	7	JJ HUGHES-DOWD	40	(2)
9	H SMITH	113	9	Z ROYTHORNE	602	9	* T MEASHAM	1.638	9	H SMITH	37	(2)
10	R REES	103	10	H SMITH	595	10	* A TURNBULL	1.663	10	J MELLOR	36	
11	Z ROYTHORNE	100	11	T MEASHAM	550	11	* T CHADWICK	1.825	11	L SMITH	33	
12	P CONNALLY	95	12	L BROOKS	539	12	* J SISMEY	1.838	12	P CONNALLY	32	(2)
13	C BRENTNALL	94	13	B ROYTHORNE	504	13	* JJ HUGHES-DOWD	1.875	13	M MINNIS	31	(2)
14	T MEASHAM	93	14	P CONNALLY	500	14	* M MINNIS	2.000	13	A HUGHES	31	
15	B ROYTHORNE	84	15	A HALL	490	15	* J PATEMAN	2.025	15	AJ McPEAKE	30	(2)
15	J LAWSON (18Aug15)	84	16	C BRENTNALL	486	16	* P CONNALLY	2.175	15	C BRENTNALL	30	(2)
17	L BROOKS	83	17	J MELLOR	481	17	* C BRENTNALL	2.275	15	J PATEMAN	30	
18	J MELLOR	82	18	R REES	467	18	* C BULLOCK	2.300	15	G REYES-ENGLAND	30	
19	A HALL	80	19	J PATEMAN	428	19	* C BOWLES	2.313	19	C BOWLES	28	
20	C BOWLES	78	20	J LAWSON	416	20	* K ASHWORTH	2.613	19	L TURNBULL	28	(2)
20	L BOWLES	78	21	C BOWLES	402	21	* JT HUGHES-DOWD	2.663	21	F HOLMES	26	
22	T PANK	74	22	C BULLOCK	391	22	* J WOODHOUSE	2.738	22	B ROYTHORNE	25	(2)
23	J PATEMAN	71	23	K LEVERS	381	23	* N GULL	2.763	22	Z ROYTHORNE	25	(3)
24	JJ HUGHES-DOWD (18Oct22)	70	24	T PANK	378	24	* T PANK	2.800	24	R REES	24	
25	M MINNIS	68	25	A HUGHES	372	25	* J LAWSON	2.813	25	J STEVENSON	23	
26	C BULLOCK	66	25	Ca HOLLAND	372	26	* H SMITH	2.975	25	T MEASHAM	23	(3)
26	K LEVERS	66	27	J MARTINEZ	369	27	* Z ROYTHORNE	3.038	25	J LAWSON	23	(2)
28	AJ McPEAKE	65	28	L BOWLES	353	28	* K LEVERS	3.128	28	L BROOKS	21	(2)
29	A HUGHES	61	29	L SMITH	352	29	* K ALI	3.188	29	T PANK	20	
29	Ca HOLLAND	61	29	M LITHERLAND	352	30	* L TURNBULL	3.238	30	K LEVERS	15	
31	J MARTINEZ	59	31	M MINNIS	343	31	* B ROYTHORNE	3.250	31	D BARKER	14	
32	J WOODHOUSE (09Aug22)	58	32	AJ McPEAKE	326	32	* P WALKER	3.325	31	M LITHERLAND	14	
33	T STEVENSON (18Oct22)	56	33	B BROOKS	325	33	* J THOMPSON	3.400	33	J MARTINEZ	13	
34	L SMITH	55	34	D PAUL	308	34	* J LISTER	3.700	34	C DAVENPORT	12	
35	J STEVENSON	54	35	L CHADWICK	277	35	* T GREEN	3.725	34	K ALI	12	
36	M LITHERLAND	53	36	J STEVENSON	276	36	* P MARTIN	3.763	34	D PAUL	12	(2)
37	D BARKER	51	37	D BARKER	266	36	* R COOK	3.763	34	J WOODHOUSE	12	
37	B BROOKS	51	38	P MARTIN	263	38	* C DAVENPORT	3.775	38	M McNULTY	10	
39	D PAUL	49	39	S BOWMAN	244	39	* S SLATER	3.813	38	P MARTIN	10	
40	S SCHULE	47	40	P WALKER	236	40	* K SCHOFIELD	3.888	38	S BOWMAN	10	
40	L CHADWICK	47	41	S SCHULE	234	41	* K COOK	4.050	41	G HADDON	9	
42	P WALKER	46	41	J LISTER	234	42	* T STEVENSON	4.175	41	T GREEN	9	
43	P MARTIN	45	43	JJ HUGHES-DOWD	231	43	* J GRAHAM	4.225	41	N GULL	9	
44	J LISTER	41	44	J HAGUES	221	44	* F HOLMES	4.250	41	M BRADLEY	9	
44	S BOWMAN	41	45	R COOK	197	45	* G HADDON	4.500	41	J THOMPSON	9	
46	E WOODHOUSE (31Jan23)	39	46	M BRADLEY	194	46	* E WOODHOUSE	4.638	41	JT HUGHES-DOWD	9	
47	J HAGUES	38	47	J WOODHOUSE	193	47	* E HENRY	4.650	41	T STEVENSON	9	
48	JT HUGHES-DOWD (28Feb24)	31	48	T STEVENSON	192	48	* G REYES-ENGLAND	4.738	48	K SCHOFIELD	8	
49	K ALI	30	49	D JACKSON	190	49	* A OXSPRING	4.750	48	L CHADWICK	8	
50	M McNULTY	29	50	I BRADLEY	189	50	* R REES	4.800	48	C BULLOCK	8	

(Driver Ranking = Average Position in Qualifying, Final Position, Fastest Lap & Race Laps Over Last 20 club nights)

**JUNIOR STATISTICS 1992-2025 - AFTER DHORC 722**

Sheet 2 of 4 (Note: Highlighted Names are Current 2025 Members, CS = Best Consecutive Results)

MEETINGS ATTENDED		RACES COMPLETED		DRIVER RANKING		FINALS WON						
Pos	JUNIOR (1st Race)	No	Pos	JUNIOR	No	Pos	JUNIOR	No	CS			
50	J BULLOCK	29	51	K ALI	185	51	* M BRADLEY	4.900	48	B BROOKS	8	(2)
50	R COOK	29	51	E JACKSON	185	52	* D BARKER	5.038	48	Ca HOLLAND	8	
50	A OXSPRING	29	53	N BRADFORD	172	53	* J STEVENSON	5.125	48	H TAYLOR	8	
50	I BRADLEY	29	54	A BRADFORD	169	54	* R HUGHES	5.275	54	R LEY	7	
50	M BRADLEY	29	55	M SEO	163	55	* J ELMORE	5.600	54	A CHATTLE	7	
50	D JACKSON	29	55	K COOK	163	55	* J MARTINEZ	5.600	54	A BRADFORD	7	
50	J GRAHAM (20Feb24)	29	55	A OXSPRING	163	57	* M SEO	5.675	57	S SLATER	6	(2)
58	C DAVENPORT	28	55	S ROYTHORNE	163	58	* A CHATTLE	5.863	57	P WALKER	6	(2)
58	E HENRY	28	59	N GULL	156	59	* L CHADWICK	6.025	57	G CONNALLY	6	
58	E JACKSON	28	60	M McNULTY	154	60	* J WATSON	6.063	57	E HENRY	6	
61	K SCHOFIELD	27	60	J PERRY	154	61	* M LITHERLAND	6.250	57	R COOK	6	
62	N GULL	26	62	R HUGHES	151	62	* M McNULTY	6.288	57	E JACKSON	6	
62	N BRADFORD	26	63	J BULLOCK	150	63	* J BULLOCK	6.300	57	D JACKSON	6	(2)
64	G HADDON	25	64	C DAVENPORT	149	64	* B BROOKS	6.488	57	T JAMES	6	(2)
64	A BRADFORD	25	65	K SCHOFIELD	144	65	* D PAUL	6.550	57	J HAGUES	6	(2)
64	S ROYTHORNE	25	66	E HENRY	143	66	* D JACKSON	7.088	66	L HAWLEY	5	
67	K COOK	24	67	G HADDON	138	67	* H TAYLOR	7.513	66	J BULLOCK	5	
67	J PERRY	24	68	A CHATTLE	136	68	* S SCHULE	7.825	66	A HARTLEY	5	(2)
67	J THOMPSON	24	69	L STOTT-ZAFIROPOULOS	135	69	* S BOWMAN	8.050	66	B CARRINGTON	5	
70	A CHATTLE	23	70	H TAYLOR	134	70	* E STOTT-ZAFIROPOULOS	8.063	66	K ASHWORTH	5	
70	L STOTT-ZAFIROPOULOS	23	71	K ASHWORTH	132	71	* S MAFFIN	8.275	66	M WARREN	5	
70	J ELMORE	23	71	J ELMORE	132	72	* L BROOKS	8.475	66	K COOK	5	
73	J WATSON	22	73	T JAMES	131	73	* S MARTINEZ	8.600	66	N BRADFORD	5	
73	R MAFFIN	22	74	E STOTT-ZAFIROPOULOS	130	74	* T SHARP	8.663	66	I PAUL	5	(2)
73	T GREEN	22	75	B RILEY	124	75	* L STOTT-ZAFIROPOULOS	8.900	66	J GRAHAM	5	
73	R HUGHES	22	76	E WOODHOUSE	122	76	* Ca HOLLAND	8.913	76	A REES	4	
73	E STOTT-ZAFIROPOULOS	22	77	T GREEN	119	77	* R MAFFIN	8.988	76	J WATSON	4	
78	K ASHWORTH	21	78	S MARTINEZ	117	78	* N BRADFORD	9.550	76	T SHARP	4	
78	H TAYLOR	21	79	J WATSON	113	79	* I BRADLEY	9.688	76	M WATTS	4	
78	S MARTINEZ	21	80	R MAFFIN	109	80	* J HAGUES	9.800	76	J LISTER	4	
81	S SLATER	20	81	S SLATER	108	81	* S ROYTHORNE	10.000	76	B JEFFRIES	4	
81	T SHARP	20	81	B CARRINGTON	108	82	* A BRADFORD	10.775	76	E STOTT-ZAFIROPOULOS	4	
81	S MAFFIN	20	83	T SHARP	103	83	* T JAMES	10.863	76	L STOTT-ZAFIROPOULOS	4	
81	T JAMES	20	83	J GRATTON	103	84	* E JACKSON	12.500	76	J ELMORE	4	
85	B RILEY	19	85	JT HUGHES-DOWD	101	85	* J PERRY	13.813	76	S ROYTHORNE	4	
85	E DOYLE	19	86	S MAFFIN	99	N/A	L CAPEWELL	2.438	76	E DOYLE	4	
87	B CARRINGTON	18	87	M WARREN	98	N/A	S GILLARD	2.725	87	A PANK	3	
88	R LEY	17	88	F McCANDLESS	96	N/A	M WARREN	2.817	87	C CLARK	3	
88	G CONNALLY	17	89	J GRAHAM	94	N/A	A WATHEY	3.545	87	R HUGHES	3	
88	J GRATTON	17	90	R LEY	92	N/A	K JACKSON	3.563	87	J PERRY	3	
91	A HARTLEY	15	90	J THOMPSON	92	N/A	T REES	3.667	87	J BLURTON	3	
91	J MOSEDALE	15	92	G CONNALLY	91	N/A	S TAGUE	3.813	92	C WOODCOCK	2	
91	M WARREN	15	93	A HARTLEY	83	N/A	A FEARN	3.850	92	Mat McNULTY	2	
94	C KAVANAGH	13	94	A WATHEY	72	N/A	E DOYLE	3.895	92	J MOSEDALE	2	
94	M WATTS	13	94	J MOSEDALE	72	N/A	N ZIMMERMANN	3.969	92	D SPENCER	2	
96	J DOBBINS	12	94	B JEFFRIES	72	N/A	R LEY	4.103	92	N ZIMMERMANN	2	
96	F McCANDLESS	12	97	M WATTS	69	N/A	C CLARK	4.179	92	A OXSPRING	2	
98	A PANK	11	98	I PAUL	68	N/A	D SPENCER	4.375	92	L BLAKE	2	
98	A WATHEY	11	99	C KAVANAGH	65	N/A	N BLACK	4.375	92	D JEFFRIES	2	(2)
98	N McDONALD	11	99	E DOYLE	65	N/A	M BUCKLEY	4.417	92	J GRATTON	2	

**JUNIOR STATISTICS 1992-2025 - AFTER DHORC 722**

Sheet 3 of 4 (Note: Highlighted Names are Current 2025 Members, CS = Best Consecutive Results)

MEETINGS ATTENDED		RACES COMPLETED		DRIVER RANKING		FINALS WON					
Pos	JUNIOR (1st Race)	No	Pos	JUNIOR	No	Pos	JUNIOR	No	CS		
101	S GILLARD	10	101	D JEFFRIES	62	N/A	M WESTON	4.438	92	F McCANDLESS	2
101	A FEARN	10	102	A FEARN	61	N/A	T KERR	4.458	92	I BRADLEY	2
101	I MATTHEWS	10	102	I MATTHEWS	61	N/A	L BLAKE	4.500	92	E PAUL	2
104	L HAWLEY	9	104	J DOBBINS	60	N/A	M YEOMANS	4.563	92	B RILEY	2
104	D NEALE	9	105	A PANK	58	N/A	I MATTHEWS	5.075	92	J McDONALD	2
104	C WOODCOCK	9	106	N McDONALD	57	N/A	J DOBBINS	5.083	92	T KERR	2
104	Mat McNULTY	9	107	J BLURTON	56	N/A	N McDONALD	5.114	92	E WOODHOUSE	2
104	B JEFFRIES	9	108	Ca BLURTON	55	N/A	A HARTLEY	5.212	108	S GILLARD	1
104	D JEFFRIES	9	109	E PAUL	54	N/A	B REES	5.350	108	C KAVANAGH	1
104	I PAUL	9	110	N ZIMMERMANN	51	N/A	J MOSEDALE	5.462	108	D NEALE	1
104	E PAUL	9	111	S GILLARD	50	N/A	Z BRAZELL	5.500	108	A MILNER	1
112	M SEO	8	111	L HAWLEY	50	N/A	M WILLIS	5.750	108	T REES	1
112	TI REES	8	113	S LIVESEY	49	N/A	B CARRINGTON	5.847	108	R MAFFIN	1
112	C BARTLETT	8	114	C BARTLETT	48	N/A	L WHITTAKER	5.857	108	T ALLDREAD	1
112	Ca BLURTON	8	115	Mat McNULTY	47	N/A	J McDONALD	6.458	108	M HART	1
112	J BLURTON	8	116	C WOODCOCK	46	N/A	B JEFFRIES	6.472	108	S MAFFIN	1
117	A MILNER	7	117	D NEALE	44	N/A	L BELL	6.550	108	D GEBAUERS	1
117	A REES	7	118	C CLARK	41	N/A	D GEBAUERS	6.750	108	L BELL	1
117	C CLARK	7	119	TI REES	40	N/A	M BLAKE	7.000	108	M SEO	1
117	N ZIMMERMANN	7	120	A REES	38	N/A	D NEALE	7.083	108	A FEARN	1
117	M BUCKLEY	7	120	J McDONALD	38	N/A	L HAWLEY	7.083	108	I MATTHEWS	1
117	L WHITTAKER (26Nov24)	7	122	A MILNER	36	N/A	D JEFFRIES	7.111	108	M WILLIS	1
123	M HART	6	123	B REES	35	N/A	Mat McNULTY	7.167	108	B REES	1
123	S LIVESEY	6	124	M BUCKLEY	33	N/A	C BARTLETT	7.344	108	S TAGUE	1
123	SM BLURTON	6	125	M HART	31	N/A	J GRATTON	7.426	108	L CAPEWELL	1
123	J McDONALD	6	125	A PARKIN	31	N/A	M WATTS	7.519	108	M BUCKLEY	1
123	T KERR	6	125	SM BLURTON	31	N/A	C WOODCOCK	8.056	108	S LIVESEY	1
128	L BELL	5	128	L PARKIN	30	N/A	R FREEMAN	8.417	108	L PARKIN	1
128	B REES	5	129	K JACKSON	29	N/A	H MOHAMMED	8.500	108	A PARKIN	1
128	L BLAKE	5	129	M WESTON	29	N/A	G CONNALLY	8.588	108	R FREEMAN	1
128	A PARKIN	5	129	R FREEMAN	29	N/A	B RILEY	8.697	108	S MARTINEZ	1
128	L PARKIN	5	132	L BELL	26	N/A	A STOTT	8.750	108	E DOYLE	1
133	D SPENCER	4	132	M YEOMANS	26	N/A	A MILNER	8.786	108	L WHITTAKER	1
133	M YEOMANS	4	134	S TAGUE	24	N/A	M HART	9.417			
133	M WILLIS	4	134	T KERR	24	N/A	Ca BLURTON	9.594			
133	S TAGUE	4	134	L WHITTAKER	24	N/A	J BLURTON	9.781			
133	K JACKSON	4	137	D SPENCER	23	N/A	A PANK	10.114			
133	L CAPEWELL	4	138	M WILLIS	20	N/A	T ALLDREAD	10.167			
133	M WESTON	4	138	L CAPEWELL	20	N/A	E GIBBS	10.417			
140	T REES	3	140	T REES	16	N/A	F McCANDLESS	10.558			
140	D ALLDREAD	3	140	T ALLDREAD	16	N/A	C KAVANAGH	10.692			
140	T ALLDREAD	3	140	D GEBAUERS	16	N/A	TI REES	10.719			
140	D GEBAUERS	3	143	D ALLDREAD	15	N/A	D ALLDREAD	10.750			
140	E GIBBS	3	143	E GIBBS	15	N/A	A REES	10.786			
140	R FREEMAN	3	145	H MOHAMMED	14	N/A	SM BLURTON	10.833			
146	N BLACK	2	146	L BLAKE	13	N/A	A PARKIN	11.300			
147	H MOHAMMED	1	147	N BLACK	10	N/A	E PAUL	11.806			
147	M BLAKE	1	148	M BLAKE	5	N/A	L PARKIN	12.900			
147	Z BRAZELL (28Jan25)	1	148	Z BRAZELL	5	N/A	S LIVESEY	13.083			
147	A STOTT	1	148	A STOTT	5	N/A	I PAUL	13.667			



## Outright Track Record Holders After DHORC 722

### Adults

Pos	Name	Qualifying	F1	GC	F1	GC	Total
			Fastest Laps	Fastest Laps	Race Laps	Race Laps	
1	L Pateman	35	46	60	28	48	217
2	S Goodlip	27	43	10	35	19	134
3	A Smith	45	10	34	13	31	133
4	N Sismey	16	7	12	15	16	66
5	J Sismey	15	7	8	13	12	55
6	M Chadwick	12			8	9	29
7	P Rees	5	3		11	3	22
7	W Lander	8	5	3	6		22
9	A McPeake	4	3	5	7		19
10	J Tague	4	3	2	2	5	16
11	J Lymer	4	2	1	2	1	10
12	T Baldock	3	1	1	1	2	8
13	D Garbett	1	1	1	3	1	7
14	L Smith	2	1	3			6
15	A Turnbull		2		3		5
15	C Roythorne		2	2		1	5
17	J Neale				2	1	3
17	S Anand	1			1	1	3
17	T Chadwick		1		2		3
17	J Lamb	1		1	1		3
17	C Bowles	2	1				3
22	M Allsopp				2		2
22	S Lander			1	1		2
24	JJ Hughes-Dowd				1		1
24	G Peach		1				1
24	D McPeake		1				1
24	J Roythorne				1		1
24	S Smith				1		1
24	S Pank				1		1
24	D Hughes-Dowd	1					1
24	M Graham			1			1
<b>Total</b>		<b>185</b>	<b>140</b>	<b>144</b>	<b>160</b>	<b>150</b>	<b>779</b>

Note: Some Records Can Be Held By More Than One Member - Highlighted Names 2025 Members

**Outright Track Record Holders After DHORC 722**

**Juniors**

Pos	Name	Qualifying	F1	GC	F1	GC	Total
			Fastest Laps	Fastest Laps	Race Laps	Race Laps	
1	A Turnbull	31	21	16	33	17	118
2	R Litherland	24	21	26	13	28	112
3	J Sismey	15	15	12	11	17	70
4	A Hall	12	8	6	13	11	50
5	T Chadwick	7	6	10	7	19	49
6	JJ Hughes-Dowd	19	10	4	11	2	46
7	AJ McPeake	10	9	4	9	4	36
8	L Bowles	12	3	5	2	8	30
9	T Measham	6	4	1	13	3	27
9	J Henry	2	9	5	9	2	27
11	J Mellor	10	4	4	2	4	24
11	H Smith	7	5	5	3	4	24
13	M Minnis	6	2	4	2	5	19
14	Z Roythorne	2	2	6		8	18
15	J Pateman	4	4	5	1	3	17
16	B Roythorne	1	1	6		2	10
17	F Holmes	1	3	2	3		9
17	C Brentnall		2	3		4	9
19	A Hughes	2	1	5			8
19	L Smith		4		4		8
21	J Woodhouse	4	1	1	1		7
21	J Lawson	2		1	2	2	7
21	JT Hughes-Dowd	3		2		2	7
24	T Pank		1	3	2		6
24	C Bowles	2	1		1	2	6
24	E Woodhouse	2	1	2	1		6
27	P Connally		1	3			4
27	R Rees	1	1	1		1	4
27	K Ashworth	1	1	1		1	4
27	L Turnbull	1	1		2		4
31	K Levers		1		1	1	3
32	P Martin		1		1		2
32	N Gull		1		1		2
34	Ca Holland			1			1
34	E Henry		1				1
34	C Clark					1	1
34	K Ali				1		1
34	B Brooks				1		1
34	J Elmore		1				1
34	S Roythorne			1			1
34	A Hartley			1			1
<b>Total</b>		<b>187</b>	<b>147</b>	<b>146</b>	<b>150</b>	<b>151</b>	<b>781</b>

Note: Some Records Can Be Held By More Than One Member - Highlighted Names 2025 Members

# DHORC Statistics 2025

Poles		Adult			Junior			Poles	
Records		Name	Total	2025	Name	Total	2025	Records	
<b>All Time</b>		L Pateman	131		JJ Hughes-Dowd	33	2	<b>All Time</b>	
L Pateman	131	S Goodlip	103		J Woodhouse	7		R Litherland	61
<b>Season</b>		N Sismey	86		JT Hughes-Dowd	7	1	<b>Season</b>	
A Smith	18	A Smith	80	2	E Woodhouse	2		L Smith	21
		P Rees	21		T Stevenson	1		JJ Hughes-Dowd	21
		L Smith	7						
		C Bowles	3	1					
		R Litherland	2						
		D Hughes-Dowd	1						
<b>Race Wins</b>		<b>Adult</b>			<b>Junior</b>			<b>Race Wins</b>	
Records		Name	Total	2025	Name	Total	2025	Records	
<b>All Time</b>		L Pateman	124		JJ Hughes-Dowd	36	3	<b>All Time</b>	
L Pateman	124	S Goodlip	100	1	J Woodhouse	6		A Hall	49
<b>Season</b>		N Sismey	86		JT Hughes-Dowd	6		<b>Season</b>	
W Lander	16	A Smith	69	1	E Woodhouse	2		JJ Hughes-Dowd	23
		P Rees	34		T Stevenson	1			
		L Smith	4						
		C Bowles	3	1					
		R Litherland	2						
<b>Fast Laps</b>		<b>Adult</b>			<b>Junior</b>			<b>Fast Laps</b>	
Records		Name	Total	2025	Name	Total	2025	Records	
<b>All Time</b>		L Pateman	290	1	JJ Hughes-Dowd	30	2	<b>All Time</b>	
L Pateman	290	A Smith	80	1	JT Hughes-Dowd	7	1	J Sismey	59
<b>Season</b>		S Goodlip	73		E Woodhouse	5		<b>Season</b>	
L Pateman	19	N Sismey	51		J Woodhouse	4		JJ Hughes-Dowd	22
A Smith	19	P Rees	14		T Stevenson	1			
		L Smith	7						
		C Bowles	5	1					
		M Graham	1						
		R Litherland	1						
<b>Race Laps</b>		<b>Adult</b>			<b>Junior</b>			<b>Race Laps</b>	
Records		Name	Total	2025	Name	Total	2025	Records	
<b>All Time</b>		L Pateman	192		JJ Hughes-Dowd	31	2	<b>All Time</b>	
L Pateman	192	N Sismey	91		JT Hughes-Dowd	7	1	R Litherland	63
<b>Season</b>		A Smith	85	2	J Woodhouse	6		<b>Season</b>	
A Smith	17	S Goodlip	84	1	T Stevenson	2		A Hall	22
		P Rees	28		E Woodhouse	2			
		L Smith	10						
		C Bowles	2						

## Current Members Best Ever Position Records after DHORC 722

Qualifying				Final Position				Fastest Laps				Race Laps					
Pos	Adult	DHORC	Gap	Pos	Adult	DHORC	Gap	Pos	Adult	DHORC	Gap	Pos	Adult	DHORC	Gap	Date	
1	A Smith	722	0	1	S Goodlip	722	0	1	C Bowles	722	0	1	A Smith	722	0	28-Jan-25	
1	C Bowles	720	2	1	A Smith	721	1	1	A Smith	721	1	1	S Goodlip	720	2	07-Jan-24	
1	S Goodlip	719	3	1	C Bowles	720	2	1	L Pateman	720	2	1	P Rees	716	6	26-Nov-24	
1	L Smith	718	4	1	P Rees	716	6	1	S Goodlip	717	5	1	L Pateman	703	19	23-Jul-24	
1	P Rees	708	14	1	L Pateman	703	19	1	R Litherland	709	13	1	N Sismey	673	49	25-Jul-23	
1	R Litherland	705	17	1	N Sismey	673	49	1	M Graham	703	19	1	C Bowles	653	69	08-Nov-22	
1	D Hughes-Dowd	703	19	1	R Litherland	652	70	1	P Rees	684	28	1	L Smith	579	143	04-Sep-18	
1	L Pateman	702	20	1	L Smith	566	156	1	N Sismey	672	50	2	R Litherland	624	98	28-Sep-21	
1	N Sismey	672	50	3	D Latham	704	18	1	L Smith	591	131	3	D Latham	704	18	23-Jul-24	
2	A Woodhouse	674	48	3	L Blacker	673	49	2	D Hughes-Dowd	702	20	3	L Blacker	674	48	25-Jul-23	
3	D Latham	704	18	3	A Woodhouse	672	50	3	L Blacker	691	31	3	A Woodhouse	672	50	25-Jul-23	
4	S Gray	705	17	3	D Turnbull	527	195	4	S Gray	705	17	4	M Graham	702	20	23-Jul-24	
4	A Stevenson	703	19	4	M Graham	702	20	4	M Dutton	702	20	4	S Gray	672	50	25-Jul-23	
4	D Turnbull	658	64	4	S Gray	672	50	4	D Latham	700	22	5	D Turnbull	596	126	09-Apr-19	
4	L Blacker	650	72	6	D Hughes-Dowd	709	13	4	D Turnbull	564	158	6	D Hughes-Dowd	709	13	24-Sep-24	
6	M Dutton	699	23	6	M Dutton	689	23	5	A Woodhouse	674	48	6	A Stevenson	702	20	23-Jul-24	
8	M Graham	690	32	7	A Stevenson	702	20	6	A Stevenson	703	19	7	M Dutton	647	75	09-Aug-22	
10	S Whittaker	717	5	13	M Blake	722	0	12	S Whittaker	717	5	14	S Whittaker	717	5	26-Nov-24	
17	C Blake	721	1	16	C Blake	720	2	16	M Blake	722	0	17	C Blake	721	1	07-Jan-25	
20	M Blake	722	0	18	S Whittaker	716	6	17	C Blake	721	1	20	M Blake	722	0	28-Jan-25	
Pos	Junior	DHORC	Gap	Pos	Junior	DHORC	Gap	Pos	Junior	DHORC	Gap	Pos	Junior	DHORC	Gap	Date	
1	JJ Hughes-Dowd	722	0	1	JJ Hughes-Dowd	722	0	1	JJ Hughes-Dowd	722	0	1	JJ Hughes-Dowd	722	0	28-Jan-25	
1	JT Hughes-Dowd	721	1	1	JT Hughes-Dowd	717	5	1	JT Hughes-Dowd	721	1	1	JT Hughes-Dowd	721	1	07-Jan-25	
1	J Woodhouse	716	6	1	J Woodhouse	707	15	1	J Woodhouse	707	15	1	J Woodhouse	707	15	06-Aug-24	
1	T Stevenson	699	23	1	E Woodhouse	705	17	1	E Woodhouse	705	17	1	E Woodhouse	705	17	23-Jul-24	
1	E Woodhouse	674	48	1	T Stevenson	703	19	1	T Stevenson	703	19	1	T Stevenson	703	19	23-Jul-24	
2	J Graham	696	26	2	J Graham	697	25	2	J Graham	696	26	2	L Whittaker	716	6	26-Nov-24	
3	L Whittaker	716	6	4	L Whittaker	716	6	4	M Blake	722	0	4	J Graham	696	26	04-Jun-24	
4	Z Brazell	722	0	5	Z Brazell	722	0	5	L Whittaker	719	3	10	Z Brazell	722	0	28-Jan-25	
8	M Blake	722	0	8	M Blake	722	0	7	Z Brazell	722	0	28-Jan-25	8	M Blake	722	0	28-Jan-25



Distance Covered In DHORC Club Championship 2025							
Pos	Competitor	Class	Laps	Feet	Feet / Race	Miles	Races
1	S Goodlip	A	318.2	33,454	2,390	6.3	14
2	A Smith	A	269.6	28,521	2,593	5.4	11
3	C Bowles	A	264.2	27,901	2,536	5.3	11
4	N Sismey	A	256.8	27,096	2,258	5.1	12
5	L Smith	A	254.8	26,831	1,917	5.1	14
6	R Litherland	A	245.0	25,906	2,355	4.9	11
7	L Blacker	A	234.8	24,903	2,075	4.7	12
8	L Pateman	A	229.6	24,281	2,207	4.6	11
9	JJ Hughes-Dowd	J	221.5	23,453	2,132	4.4	11
10	D Turnbull	A	212.1	22,450	2,041	4.3	11
11	JT Hughes-Dowd	J	207.0	21,776	1,815	4.1	12
12	M Graham	A	203.6	21,637	1,803	4.1	12
13	D Latham	A	200.8	21,231	1,930	4.0	11
14	D Hughes-Dowd	A	198.1	21,017	1,911	4.0	11
15	A Stevenson	A	188.2	19,937	1,812	3.8	11
16	A Woodhouse	A	185.2	19,464	1,946	3.7	10
17	J Graham	J	183.2	19,321	1,610	3.7	12
18	T Stevenson	J	178.5	18,969	1,581	3.6	12
19	M Dutson	A	168.0	17,753	1,614	3.4	11
20	P Rees	A	156.5	15,546	2,221	2.9	7
21	C Blake	A	145.0	15,339	1,394	2.9	11
22	L Whittaker	J	143.5	15,285	1,274	2.9	12
23	J Woodhouse	J	105.8	10,509	1,752	2.0	6
24	S Gray	A	79.9	9,109	1,822	1.7	5
25	S Whittaker	A	78.2	8,915	1,783	1.7	5
26	Z Brazell	J	71.3	8,128	1,626	1.5	5
27	E Woodhouse	J	70.3	8,014	1,603	1.5	5
28	M Blake	J	58.1	6,623	1,325	1.3	5
29	M Blake	A	24.2	2,759	1,379	0.5	2
Pos	Competitor	Class	5,152.0	546,128.4	1,886.3	103.4	283

# Next Circuit

Cadwell Park



**Where Do We Race Next?**

**What Are The Records?**

**Who Has Been On The Podium?**

# Circuit History

**Cadwell Park** is English motor racing's hidden gem, a roller-coaster ride of a circuit tucked away in the Lincolnshire countryside. Too narrow for anything other than club-level car events, it is bike racing which is king at Cadwell and the annual visit of the British Superbikes is one of the most popular events of the year.

Perhaps something of a best-kept secret in the four-wheeled motorsport world, once discovered, it is often a firm favourite amongst many who visit, whether as a spectator or participant.

As the circuit's reputation continues to build, there are an increasing number of club car events taking place at the circuit including the Historic Sports Car Club's Wolds Trophy and the popular Vintage Sports-Car Club Festival, along with vintage and classic motorcycle events and spectacular rallies.

Round 4		Cadwell Park (UK)			Round 5		
Previous Results							
Adults			1st	2nd	3rd		
DHORC 1	07-Jul	1992	96'	N Sismeey	S Revitt	A Smith	
DHORC 2	11-Aug	1992	96'	N Sismeey	S Revitt	J Tague	
DHORC 3	01-Sep	1992	96'	J Tague	S Revitt	N Sismeey	
DHORC 4	06-Oct	1992	96'	S Revitt	J Neale	A Smith	
DHORC 5	17-Nov	1992	96'	N Sismeey	S Revitt	J Neale	
DHORC 6	08-Dec	1992	96'	A Smith	N Sismeey	J Neale	
DHORC 197	07-Jan	2003	94' 9"	M Chadwick	L Paleman	S Goodlip	
DHORC 219	06-Jan	2004	94' 9"	L Paleman	M Chadwick	S Goodlip	
DHORC 277	05-Sep	2006	98' 7"	L Paleman	W Lander	N Sismeey	
DHORC 331	27-Jan	2009	98' 7"	J Sismeey	M Chadwick	T Chadwick	
DHORC 379	25-Jan	2011	98' 7"	M Chadwick	M Allsopp	A McPeake	
DHORC 431	29-Jan	2013	98' 7"	L Paleman	S Anand	J Sismeey	
DHORC 476	23-Sep	2014	96'	G Peach	J Lymer	R Crossland	
DHORC 601	16-Jul	2019	96'	P Rees	A Smith	N Sismeey	
DHORC 661 F1	21-Feb	2023	96'	A Smith	P Rees	N Sismeey	
DHORC 662 GC	21-Feb	2023	96'	S Goodlip	L Paleman	N Sismeey	
DHORC 675 F1	08-Aug	2023	96'	A Turnbull	L Paleman	A Smith	
DHORC 676 GC	08-Aug	2023	96'	A Smith	S Goodlip	R Litherland	
DHORC 723 F1	18-Feb	2025	96'				
DHORC 724 GC	18-Feb	2025	96'				
Juniors			1st	2nd	3rd		
DHORC 1	07-Jul	1992	96'	S Slater	S Gillard	C Davenport	
DHORC 2	11-Aug	1992	96'	S Slater	S Gillard	Ti Rees	
DHORC 3	01-Sep	1992	96'	S Slater	C Davenport	S Gillard	
DHORC 4	06-Oct	1992	96'	M Minnis	S Gillard	S Slater	
DHORC 5	17-Nov	1992	96'	S Slater	M Minnis	AJ McPeake	
DHORC 6	08-Dec	1992	96'	S Gillard	M Minnis	C Davenport	
DHORC 197	07-Jan	2003	94' 9"	J Sismeey	T Chadwick	T Measham	
DHORC 219	06-Jan	2004	94' 9"	J Sismeey	T Chadwick	R Rees	
DHORC 277	05-Sep	2006	98' 7"	T Measham	A Hughes	M Yeomans	
DHORC 331	27-Jan	2009	98' 7"	L Smith	K Jackson	R Cook	
DHORC 379	25-Jan	2011	98' 7"	J Paleman	J Mellor	Ca Holland	
DHORC 431	29-Jan	2013	98' 7"	J Lister	J Mellor	J Paleman	
DHORC 476	23-Sep	2014	96'	A Hall	R Litherland	A Turnbull	
DHORC 601	16-Jul	2019	96'	R Litherland	L Turnbull	L Bowles	
DHORC 661 F1	21-Feb	2023	96'	L Bowles	JJ Hughes-Dowd	J Lawson	
DHORC 662 GC	21-Feb	2023	96'	L Bowles	JJ Hughes-Dowd	J Lawson	
DHORC 675 F1	08-Aug	2023	96'	JJ Hughes-Dowd	H Smith	L Bowles	
DHORC 676 GC	08-Aug	2023	96'	L Bowles	JJ Hughes-Dowd	H Smith	
DHORC 723 F1	18-Feb	2025	96'				
DHORC 724 GC	18-Feb	2025	96'				

Circuit Records		Lap Length 96' 0"	
<b>Qualifying</b>			
F1/GC	A Smith	16Jul19	101.0 Laps
F1	P Rees	21Feb23	45.4 Laps
GC	A Smith	21Feb23	63.1 Laps
<b>Fastest Laps</b>			
F1	S Goodlip	08Aug23	6.28 Secs
GC	S Goodlip	08Aug23	4.80 Secs
<b>Race Laps</b>			
F1	A Smith	21Feb23	24.6 Laps
GC	A Smith	08Aug23	32.5 Laps
<b>Final Points</b>			
9.0 Points	J Sismeey	23Sep14	

**Cadwell Park**

DHORC 723 & 724

## Cadwell Park Best Off Chart 1 (Adult)

Qualifying Combined					Final Points			
Pos	Adult	Laps	MPH	Date	Pos	Adult	Pts	Date
1	A Smith	101.0	9.182	16-Jul-19	1	J Sismey	9.0	23-Sep-14
2	J Lymer	96.5	8.773	23-Sep-14	2	L Blacker	6.5	21-Feb-23
3	P Rees	96.0	8.727	23-Sep-14	3	S Goodlip	4.5	21-Feb-23
4	G Peach	95.9	8.718	23-Sep-14	4	G Peach	3.5	16-Jul-19
5	R Crossland	95.8	8.709	23-Sep-14	4	L Pateman	3.5	08-Aug-23
6	S Anand	95.4	8.673	23-Sep-14	6	P Levers	3.0	23-Sep-14
7	N Sismey	95.3	8.664	16-Jul-19	6	R Crossland	3.0	23-Sep-14
8	M Allsopp	94.5	8.591	23-Sep-14	6	D Hughes-Dowd	3.0	21-Feb-23
9	P Levers	93.1	8.464	23-Sep-14	6	R Litherland	3.0	08-Aug-23
10	S Goodlip	89.7	8.155	23-Sep-14	10	C Bowles	2.5	16-Jul-19
11	D Garbett	88.8	8.073	16-Jul-19	10	A Smith	2.5	21-Feb-23
12	C Bowles	87.9	7.991	16-Jul-19	10	S Gray	2.5	21-Feb-23
13	D Turnbull	87.5	7.955	16-Jul-19	10	D Latham	2.5	08-Aug-23
14	D Passell	87.4	7.945	23-Sep-14	10	H Smith	2.5	08-Aug-23
15	J Roythorne	87.3	7.936	23-Sep-14	15	P Rees	2.0	16-Jul-19
16	C Roythorne	85.9	7.809	23-Sep-14	15	A Turnbull	2.0	08-Aug-23
17	L Pateman	84.2	7.655	23-Sep-14	17	J Lymer	1.5	23-Sep-14
18	L Smith	82.6	7.509	16-Jul-19	17	S Anand	1.5	23-Sep-14
19	J Mellor	81.8	7.436	23-Sep-14	17	D Passell	1.5	23-Sep-14
20	J Holmes	81.3	7.391	23-Sep-14	17	J Mellor	1.5	23-Sep-14
21	K Alcock	80.2	7.291	23-Sep-14	17	J Holmes	1.5	23-Sep-14
22	D Edwards	79.9	7.264	16-Jul-19	17	J Litherland	1.5	23-Sep-14
23	J Lamb	79.7	7.245	23-Sep-14	17	L Williamson	1.5	16-Jul-19
24	L Blacker	77.5	7.045	16-Jul-19	17	L Bowles	1.5	21-Feb-23
25	J Litherland	76.0	6.909	23-Sep-14	17	R Lawson	1.5	21-Feb-23
26	A Thompson	75.3	6.845	23-Sep-14	17	J Lawson	1.5	21-Feb-23
27	S Gray	72.4	6.582	16-Jul-19	17	S Smith	1.5	08-Aug-23
28	C Bradford	71.4	6.491	23-Sep-14	28	J Roythorne	1.0	23-Sep-14
29	M Martinez	71.1	6.464	16-Jul-19	28	K Alcock	1.0	23-Sep-14
30	R Masters	69.2	6.291	16-Jul-19	28	A Thompson	1.0	23-Sep-14
31	L Williamson	66.0	6.000	16-Jul-19	28	N Sismey	1.0	16-Jul-19
32	J Sismey	65.9	5.991	23-Sep-14	28	D Turnbull	1.0	16-Jul-19
33	A Turnbull	N/A	N/A	N/A	28	L Smith	1.0	16-Jul-19
33	A Woodhouse	N/A	N/A	N/A	28	JJ Hughes-Dowd	1.0	21-Feb-23
33	D Hughes-Dowd	N/A	N/A	N/A	35	M Allsopp	0.5	23-Sep-14
33	D Latham	N/A	N/A	N/A	35	C Roythorne	0.5	23-Sep-14
33	H Smith	N/A	N/A	N/A	35	J Lamb	0.5	23-Sep-14
33	J Lawson	N/A	N/A	N/A	35	D Garbett	0.5	16-Jul-19
33	JJ Hughes-Dowd	N/A	N/A	N/A	35	D Edwards	0.5	16-Jul-19
33	L Bowles	N/A	N/A	N/A	35	R Masters	0.5	16-Jul-19
33	M Dutson	N/A	N/A	N/A	41	M Martinez	0.0	16-Jul-19
33	R Lawson	N/A	N/A	N/A	41	C Bradford	0.0	23-Sep-14
33	R Litherland	N/A	N/A	N/A	41	M Dutson	0.0	21-Feb-23
33	S Smith	N/A	N/A	N/A	41	A Woodhouse	0.0	08-Aug-23

## Cadwell Park Best Off Chart 2 (Junior)

Qualifying Combined					Final Points			
Pos	Junior	Laps	MPH	Date	Pos	Junior	Pts	Date
1	A Hall	87.9	7.991	23-Sep-14	1	L Brooks	5.0	23-Sep-14
2	R Litherland	85.2	7.745	23-Sep-14	2	H Smith	3.5	08-Aug-23
3	L Turnbull	75.7	6.882	16-Jul-19	3	L Bowles	3.0	16-Jul-19
4	A Turnbull	75.6	6.873	23-Sep-14	4	F Holmes	2.5	23-Sep-14
5	F Holmes	71.3	6.482	23-Sep-14	4	A Bradford	2.5	23-Sep-14
6	B Brooks	70.7	6.427	23-Sep-14	6	A Hall	2.0	23-Sep-14
7	M Litherland	69.8	6.345	23-Sep-14	6	R Litherland	2.0	16-Jul-19
8	G Reyes-England	65.6	5.964	16-Jul-19	6	JJ Hughes-Dowd	2.0	08-Aug-23
9	L Bowles	64.8	5.891	16-Jul-19	9	M Litherland	1.5	23-Sep-14
10	A Bradford	64.3	5.845	23-Sep-14	9	L Stott-Zafiroopoulos	1.5	23-Sep-14
11	E Stott-Zafiroopoulos	63.4	5.764	23-Sep-14	9	Ca Holland	1.5	23-Sep-14
12	L Stott-Zafiroopoulos	61.3	5.573	23-Sep-14	9	J Perry	1.5	23-Sep-14
13	J Martinez	60.5	5.500	16-Jul-19	9	L Turnbull	1.5	16-Jul-19
14	D Jackson	58.0	5.273	23-Sep-14	9	J Martinez	1.5	16-Jul-19
15	N Bradford	56.9	5.173	23-Sep-14	9	E Woodhouse	1.5	08-Aug-23
16	S Bowman	55.3	5.027	16-Jul-19	16	A Turnbull	1.0	23-Sep-14
17	Ca Holland	55.0	5.000	23-Sep-14	16	B Brooks	1.0	23-Sep-14
18	E Jackson	54.7	4.973	23-Sep-14	16	N Bradford	1.0	23-Sep-14
19	L Brooks	47.3	4.300	23-Sep-14	16	E Jackson	1.0	23-Sep-14
20	J Perry	46.9	4.264	23-Sep-14	16	S Martinez	1.0	16-Jul-19
21	S Martinez	31.7	2.882	16-Jul-19	16	J Lawson	1.0	21-Feb-23
22	E Doyle	N/A	N/A	N/A	22	E Stott-Zafiroopoulos	0.5	23-Sep-14
22	E Woodhouse	N/A	N/A	N/A	22	G Reyes-England	0.5	16-Jul-19
22	H Smith	N/A	N/A	N/A	22	S Bowman	0.5	16-Jul-19
22	J Lawson	N/A	N/A	N/A	22	D Jackson	0.5	23-Sep-14
22	J Woodhouse	N/A	N/A	N/A	22	T Stevenson	0.5	21-Feb-23
22	JJ Hughes-Dowd	N/A	N/A	N/A	22	J Woodhouse	0.5	08-Aug-23
22	T Stevenson	N/A	N/A	N/A	28	E Doyle	0.0	21-Feb-23

Cadwell Park Best Off Chart 3 - F1 (Adults)

Qualifying					Fastest Laps					Race Laps				
Pos	Adult	Laps	MPH	Date	Pos	Adult	Time	MPH	Date	Pos	Adult	Laps	MPH	Date
1	A Smith	45.4	8.255	21-Feb-23	1	S Goodlip	6.28	10.423	08-Aug-23	1	S Goodlip	24.8	9.018	08-Aug-23
1	P Rees	45.4	8.255	21-Feb-23	2	L Pateman	6.41	10.211	08-Aug-23	2	A Smith	24.6	8.945	21-Feb-23
3	N Sismey	44.4	8.073	21-Feb-23	3	A Smith	6.64	9.858	16-Jul-19	2	L Pateman	24.6	8.945	08-Aug-23
4	S Goodlip	44.1	8.018	08-Aug-23	4	J Sismey	6.67	9.813	23-Sep-14	4	P Rees	24.0	8.727	21-Feb-23
5	A Turnbull	43.2	7.855	21-Feb-23	5	A Turnbull	6.78	9.654	21-Feb-23	5	N Sismey	23.9	8.691	23-Sep-14
6	L Pateman	42.5	7.727	08-Aug-23	6	M Allsopp	6.88	9.514	23-Sep-14	6	A Turnbull	23.3	8.473	21-Feb-23
7	G Peach	42.2	7.673	21-Feb-23	7	D Garbett	6.92	9.459	16-Jul-19	7	S Anand	23.1	8.400	23-Sep-14
8	L Bowles	38.4	6.982	08-Aug-23	8	S Anand	6.99	9.364	23-Sep-14	7	P Levers	23.1	8.400	23-Sep-14
9	R Litherland	38.3	6.964	21-Feb-23	9	N Sismey	7.02	9.324	23-Sep-14	9	R Crossland	22.8	8.291	23-Sep-14
10	A Woodhouse	37.8	6.873	08-Aug-23	10	P Rees	7.09	9.232	23-Sep-14	10	C Bowles	22.4	8.145	16-Jul-19
11	D Turnbull	37.6	6.836	21-Feb-23	10	C Bowles	7.09	9.232	08-Aug-23	11	G Peach	22.3	8.109	23-Sep-14
12	D Latham	37.5	6.818	08-Aug-23	12	P Levers	7.13	9.180	23-Sep-14	12	J Lymer	22.1	8.036	23-Sep-14
13	JJ Hughes-Dowd	36.8	6.691	08-Aug-23	13	D Edwards	7.14	9.167	16-Jul-19	13	M Allsopp	21.9	7.964	23-Sep-14
14	C Bowles	36.7	N/A	08-Aug-23	14	R Crossland	7.15	9.154	23-Sep-14	14	R Litherland	21.8	7.927	08-Aug-23
15	L Blacker	34.4	6.255	08-Aug-23	15	S Gray	7.18	9.116	16-Jul-19	15	D Latham	21.3	7.745	08-Aug-23
16	S Gray	33.8	6.145	21-Feb-23	16	L Smith	7.27	9.003	16-Jul-19	16	J Sismey	21.2	7.709	23-Sep-14
17	H Smith	31.6	5.745	08-Aug-23	17	G Peach	7.31	8.954	16-Jul-19	16	L Blacker	21.2	7.709	21-Feb-23
18	M Dutson	30.5	5.545	21-Feb-23	18	R Litherland	7.33	8.930	08-Aug-23	18	D Garbett	21.0	7.636	16-Jul-19
19	R Lawson	29.1	5.291	21-Feb-23	19	K Alcock	7.38	8.869	23-Sep-14	19	D Turnbull	20.8	7.564	21-Feb-23
20	J Lawson	24.4	4.436	21-Feb-23	20	L Blacker	7.46	8.774	08-Aug-23	20	L Bowles	20.6	7.491	08-Aug-23
21	S Smith	23.4	4.255	08-Aug-23	20	D Latham	7.46	8.774	08-Aug-23	21	D Passell	20.4	7.418	23-Sep-14
22	D Hughes-Dowd	19.0	3.455	21-Feb-23	22	A Woodhouse	7.50	8.727	08-Aug-23	22	J Mellor	20.0	7.273	23-Sep-14
23	A Thompson	N/A	N/A	N/A	23	C Roythorne	7.51	8.716	23-Sep-14	22	M Martinez	20.0	7.273	16-Jul-19
23	C Bradford	N/A	N/A	N/A	24	J Holmes	7.53	8.693	23-Sep-14	24	C Roythorne	19.8	7.200	23-Sep-14
23	C Roythorne	N/A	N/A	N/A	25	J Litherland	7.66	8.545	23-Sep-14	24	L Smith	19.8	7.200	16-Jul-19
23	D Edwards	N/A	N/A	N/A	25	L Bowles	7.66	8.545	21-Feb-23	26	J Holmes	19.5	7.091	23-Sep-14
23	D Garbett	N/A	N/A	N/A	27	JJ Hughes-Dowd	7.68	8.523	08-Aug-23	27	J Roythorne	19.4	7.055	23-Sep-14
23	D Passell	N/A	N/A	N/A	28	J Lymer	7.80	8.392	23-Sep-14	27	K Alcock	19.4	7.055	23-Sep-14
23	J Holmes	N/A	N/A	N/A	29	J Roythorne	7.81	8.381	23-Sep-14	27	S Gray	19.4	7.055	21-Feb-23
23	J Lamb	N/A	N/A	N/A	30	D Turnbull	7.82	8.370	23-Sep-14	27	A Woodhouse	19.4	7.055	08-Aug-23
23	J Litherland	N/A	N/A	N/A	31	J Mellor	7.83	8.359	23-Sep-14	31	D Edwards	19.1	6.945	16-Jul-19
23	J Lymer	N/A	N/A	N/A	32	H Smith	7.95	8.233	08-Aug-23	32	JJ Hughes-Dowd	18.7	6.800	08-Aug-23
23	J Mellor	N/A	N/A	N/A	33	S Smith	7.96	8.223	08-Aug-23	33	J Lamb	18.4	6.691	23-Sep-14
23	J Roythorne	N/A	N/A	N/A	34	D Passell	7.99	8.192	23-Sep-14	34	H Smith	18.1	6.582	08-Aug-23
23	J Sismey	N/A	N/A	N/A	35	J Lamb	8.11	8.071	23-Sep-14	35	C Bradford	17.6	6.400	23-Sep-14
23	K Alcock	N/A	N/A	N/A	36	M Martinez	8.13	8.051	16-Jul-19	36	S Smith	17.3	6.291	08-Aug-23
23	L Smith	N/A	N/A	N/A	37	C Bradford	8.26	7.924	23-Sep-14	37	A Thompson	17.0	6.182	23-Sep-14
23	L Williamson	N/A	N/A	N/A	38	A Thompson	8.33	7.858	23-Sep-14	38	L Williamson	16.8	6.109	16-Jul-19
23	M Allsopp	N/A	N/A	N/A	39	M Dutson	8.47	7.728	21-Feb-23	39	J Litherland	16.6	6.036	23-Sep-14
23	M Martinez	N/A	N/A	N/A	40	L Williamson	8.57	7.638	16-Jul-19	40	M Dutson	16.0	5.818	21-Feb-23
23	P Levers	N/A	N/A	N/A	41	D Hughes-Dowd	8.61	7.602	21-Feb-23	41	R Lawson	15.9	5.782	21-Feb-23
23	R Crossland	N/A	N/A	N/A	42	R Lawson	8.93	7.330	21-Feb-23	42	D Hughes-Dowd	15.8	5.745	21-Feb-23
23	R Masters	N/A	N/A	N/A	43	R Masters	9.22	7.099	16-Jul-19	43	R Masters	14.9	5.418	16-Jul-19
23	S Anand	N/A	N/A	N/A	44	J Lawson	9.42	6.948	21-Feb-23	44	J Lawson	12.8	4.655	21-Feb-23

Cadwell Park Best Off Chart 4 - F1 (Juniors)

Qualifying					Fastest Laps					Race Laps				
Pos	Junior	Laps	MPH	Date	Pos	Junior	Time	MPH	Date	Pos	Junior	Laps	MPH	Date
1	L Bowles	38.4	6.982	08-Aug-23	1	R Litherland	7.51	8.716	23-Sep-14	1	A Hall	21.4	7.782	23-Sep-14
2	JJ Hughes-Dowd	36.8	3.345	08-Aug-23	2	H Smith	7.60	8.612	08-Aug-23	2	R Litherland	20.7	7.527	23-Sep-14
3	J Woodhouse	32.2	5.855	08-Aug-23	3	JJ Hughes-Dowd	7.72	8.479	08-Aug-23	3	L Turnbull	19.7	7.164	16-Jul-19
4	H Smith	31.6	5.745	08-Aug-23	4	L Bowles	7.73	8.468	21-Feb-23	3	L Bowles	19.7	7.164	16-Jul-19
5	T Stevenson	30.7	5.582	21-Feb-23	5	A Hall	7.81	8.381	23-Sep-14	5	B Brooks	19.4	7.055	23-Sep-14
6	E Doyle	29.5	5.364	21-Feb-23	6	J Martinez	8.02	8.161	16-Jul-19	6	A Turnbull	19.0	6.909	23-Sep-14
7	J Lawson	24.4	4.436	21-Feb-23	7	A Turnbull	8.34	7.848	23-Sep-14	7	JJ Hughes-Dowd	18.7	6.800	08-Aug-23
8	E Woodhouse	20.3	3.691	08-Aug-23	8	L Stott-Zafiroopoulos	8.44	7.755	23-Sep-14	8	E Stott-Zafiroopoulos	18.6	6.764	23-Sep-14
9	A Bradford	N/A	N/A	N/A	9	M Litherland	8.48	7.719	23-Sep-14	9	H Smith	18.0	6.545	08-Aug-23
9	A Hall	N/A	N/A	N/A	10	L Turnbull	8.49	7.710	16-Jul-19	10	M Litherland	17.8	6.473	23-Sep-14
9	A Turnbull	N/A	N/A	N/A	11	B Brooks	8.62	7.593	23-Sep-14	11	A Bradford	17.2	6.255	23-Sep-14
9	B Brooks	N/A	N/A	N/A	12	A Bradford	8.94	7.322	23-Sep-14	12	E Doyle	17.1	6.218	21-Feb-23
9	Ca Holland	N/A	N/A	N/A	13	E Stott-Zafiroopoulos	8.96	7.305	23-Sep-14	13	F Holmes	17.0	6.182	23-Sep-14
9	D Jackson	N/A	N/A	N/A	14	J Lawson	9.01	7.265	21-Feb-23	14	L Stott-Zafiroopoulos	16.8	6.109	23-Sep-14
9	E Jackson	N/A	N/A	N/A	15	F Holmes	9.02	7.257	23-Sep-14	15	D Jackson	16.6	6.036	23-Sep-14
9	E Stott-Zafiroopoulos	N/A	N/A	N/A	16	E Doyle	9.13	7.169	21-Feb-23	16	J Woodhouse	16.3	5.927	08-Aug-23
9	F Holmes	N/A	N/A	N/A	17	J Woodhouse	9.17	7.138	08-Aug-23	17	T Stevenson	15.9	5.782	21-Feb-23
9	G Reyes-England	N/A	N/A	N/A	18	N Bradford	9.22	7.099	23-Sep-14	18	Ca Holland	15.5	5.636	23-Sep-14
9	J Martinez	N/A	N/A	N/A	19	D Jackson	9.28	7.053	23-Sep-14	19	J Lawson	15.4	5.600	21-Feb-23
9	J Perry	N/A	N/A	N/A	20	T Stevenson	9.29	7.046	21-Feb-23	20	N Bradford	15.1	5.491	23-Sep-14
9	L Brooks	N/A	N/A	N/A	21	G Reyes-England	9.58	6.832	16-Jul-19	21	E Jackson	14.7	5.345	23-Sep-14
9	L Stott-Zafiroopoulos	N/A	N/A	N/A	22	S Bowman	9.62	6.804	16-Jul-19	22	J Martinez	14.4	5.236	16-Jul-19
9	L Turnbull	N/A	N/A	N/A	23	E Jackson	9.63	6.797	23-Sep-14	23	G Reyes-England	13.8	5.018	16-Jul-19
9	M Litherland	N/A	N/A	N/A	24	Ca Holland	9.78	6.693	23-Sep-14	24	S Bowman	13.3	4.836	16-Jul-19
9	N Bradford	N/A	N/A	N/A	25	E Woodhouse	11.26	5.813	08-Aug-23	25	E Woodhouse	12.6	4.582	08-Aug-23
9	R Litherland	N/A	N/A	N/A	26	J Perry	11.83	5.533	23-Sep-14	26	J Perry	11.7	4.255	23-Sep-14
9	S Bowman	N/A	N/A	N/A	27	L Brooks	11.85	5.524	23-Sep-14	27	L Brooks	10.0	3.636	23-Sep-14
9	S Martinez	N/A	N/A	N/A	28	S Martinez	17.28	3.788	16-Jul-19	28	S Martinez	6.9	2.509	16-Jul-19

**Cadwell Park Best Off Chart 5 - GC (Adults)**

Qualifying					Fastest Laps					Race Laps				
Pos	Adult	Laps	MPH	Date	Pos	Adult	Time	MPH	Date	Pos	Adult	Laps	MPH	Date
1	L Pateman	63.1	11.473	21-Feb-23	1	S Goodlip	4.80	13.636	08-Aug-23	1	A Smith	32.5	11.818	08-Aug-23
2	S Goodlip (M)	59.4	10.800	08-Aug-23	2	A Smith	4.97	13.170	16-Jul-19	2	L Pateman	32.3	11.745	21-Feb-23
3	A Smith (M)	57.3	10.418	08-Aug-23	3	L Pateman	5.01	13.065	21-Feb-23	3	S Goodlip	31.9	11.600	08-Aug-23
4	N Sismey (M)	53.3	9.691	08-Aug-23	4	R Litherland	5.36	12.212	21-Feb-23	4	J Sismey	29.9	10.873	23-Sep-14
5	R Litherland	52.1	9.473	08-Aug-23	5	J Sismey	5.44	12.032	23-Sep-14	5	G Peach	29.4	10.691	23-Sep-14
6	A Turnbull	51.7	9.400	08-Aug-23	6	A Turnbull	5.45	12.010	08-Aug-23	6	R Litherland	29.3	10.655	08-Aug-23
7	C Bowles	48.9	8.891	08-Aug-23	7	G Peach	5.52	11.858	23-Sep-14	7	J Lymer	28.7	10.436	23-Sep-14
8	L Blacker	47.6	4.327	08-Aug-23	8	N Sismey	5.55	11.794	08-Aug-23	8	P Levers	28.1	10.218	23-Sep-14
9	P Rees (M)	47.5	8.636	21-Feb-23	9	R Crossland	5.67	11.544	23-Sep-14	9	N Sismey	27.9	10.145	08-Aug-23
10	L Bowles	46.6	8.473	08-Aug-23	9	P Levers	5.67	11.544	23-Sep-14	10	P Rees	27.1	9.855	08-Aug-23
11	G Peach (M)	45.6	8.291	21-Feb-23	11	P Rees	5.79	11.305	23-Sep-14	11	R Crossland	27.0	9.818	23-Sep-14
12	JJ Hughes-Dowd	44.4	8.073	08-Aug-23	12	C Bowles	5.81	11.266	08-Aug-23	11	A Turnbull	27.0	9.818	08-Aug-23
13	H Smith	42.8	3.891	08-Aug-23	13	M Allsopp	5.82	11.246	23-Sep-14	13	S Anand	26.9	9.782	23-Sep-14
14	D Turnbull	42.5	7.727	21-Feb-23	14	L Blacker	5.88	11.132	08-Aug-23	14	L Blacker	25.9	9.418	08-Aug-23
15	S Smith	40.3	3.664	08-Aug-23	15	J Lymer	5.89	11.113	23-Sep-14	15	M Allsopp	25.8	9.382	23-Sep-14
16	J Lawson	40.2	7.309	21-Feb-23	16	C Roythorne	5.90	11.094	23-Sep-14	15	J Roythorne	25.8	9.382	23-Sep-14
17	S Gray (M)	39.9	7.255	21-Feb-23	17	L Smith	5.99	10.927	16-Jul-19	15	D Garbett	25.8	9.382	16-Jul-19
18	A Woodhouse	38.9	3.536	08-Aug-23	18	J Roythorne	6.00	10.909	23-Sep-14	15	C Bowles	25.8	9.382	08-Aug-23
19	R Lawson	38.5	7.000	21-Feb-23	18	J Holmes	6.00	10.909	23-Sep-14	19	J Holmes	25.7	9.345	23-Sep-14
20	M Dutton	36.2	6.582	21-Feb-23	20	J Litherland	6.04	10.837	23-Sep-14	20	D Passell	25.6	9.309	23-Sep-14
21	D Latham	35.2	6.400	21-Feb-23	21	D Garbett	6.06	10.801	16-Jul-19	20	L Bowles	25.6	9.309	08-Aug-23
22	D Hughes-Dowd	28.5	5.182	21-Feb-23	22	L Bowles	6.09	10.748	21-Feb-23	22	R Lawson	25.0	9.091	21-Feb-23
23	A Thompson	N/A	N/A	N/A	23	JJ Hughes-Dowd	6.15	10.643	21-Feb-23	23	H Smith	24.7	8.982	08-Aug-23
23	C Bradford	N/A	N/A	N/A	24	J Mellor	6.23	10.506	23-Sep-14	24	C Roythorne	24.5	8.909	23-Sep-14
23	C Roythorne	N/A	N/A	N/A	25	S Anand	6.27	10.439	23-Sep-14	25	D Turnbull	24.1	8.764	23-Sep-14
23	D Edwards	N/A	N/A	N/A	25	D Turnbull	6.27	10.439	23-Sep-14	26	J Litherland	24.0	8.727	23-Sep-14
23	D Garbett	N/A	N/A	N/A	27	D Passell	6.28	10.423	23-Sep-14	27	J Mellor	23.8	8.655	23-Sep-14
23	D Passell	N/A	N/A	N/A	28	K Alcock	6.39	10.243	23-Sep-14	27	J Lamb	23.8	8.655	23-Sep-14
23	J Holmes	N/A	N/A	N/A	29	R Lawson	6.44	10.164	21-Feb-23	29	L Smith	23.7	8.618	16-Jul-19
23	J Lamb	N/A	N/A	N/A	30	D Edwards	6.53	10.024	16-Jul-19	30	D Edwards	23.4	8.509	16-Jul-19
23	J Litherland	N/A	N/A	N/A	31	H Smith	6.55	9.993	08-Aug-23	31	D Latham	23.3	8.473	08-Aug-23
23	J Lymer	N/A	N/A	N/A	32	A Thompson	6.57	9.963	23-Sep-14	32	A Thompson	23.1	8.400	23-Sep-14
23	J Mellor	N/A	N/A	N/A	32	J Lawson	6.57	9.963	21-Feb-23	32	JJ Hughes-Dowd	23.1	8.400	08-Aug-23
23	J Roythorne	N/A	N/A	N/A	34	J Lamb	6.68	9.799	23-Sep-14	34	A Woodhouse	22.6	8.218	08-Aug-23
23	J Sismey	N/A	N/A	N/A	34	D Latham	6.68	9.799	08-Aug-23	35	K Alcock	22.0	8.000	23-Sep-14
23	K Alcock	N/A	N/A	N/A	36	R Masters	6.69	9.784	16-Jul-19	36	S Gray	21.9	7.964	21-Feb-23
23	L Smith	N/A	N/A	N/A	37	S Smith	6.94	9.431	08-Aug-23	37	S Smith	21.5	7.818	08-Aug-23
23	L Williamson	N/A	N/A	N/A	38	A Woodhouse	7.04	9.298	08-Aug-23	38	J Lawson	20.4	7.418	21-Feb-23
23	M Allsopp	N/A	N/A	N/A	39	S Gray	7.19	9.104	21-Feb-23	39	R Masters	20.3	7.382	16-Jul-19
23	M Martinez	N/A	N/A	N/A	40	D Hughes-Dowd	7.49	8.739	21-Feb-23	40	M Dutton	19.8	7.200	21-Feb-23
23	P Levers	N/A	N/A	N/A	41	L Williamson	7.97	8.213	16-Jul-19	41	C Bradford	19.3	7.018	23-Sep-14
23	R Crossland	N/A	N/A	N/A	42	M Martinez	8.22	7.963	16-Jul-19	42	L Williamson	18.9	6.873	16-Jul-19
23	R Masters	N/A	N/A	N/A	43	C Bradford	8.35	7.839	23-Sep-14	43	M Martinez	18.0	6.545	16-Jul-19
23	S Anand	N/A	N/A	N/A	44	M Dutton	8.72	7.506	21-Feb-23	44	D Hughes-Dowd	16.9	6.145	21-Feb-23

**Cadwell Park Best Off Chart 6 - GC (Juniors)**

Qualifying				Fastest Laps				Race Laps						
Pos	Junior	Laps	MPH	Date	Pos	Junior	Time	MPH	Date	Pos	Junior	Laps	MPH	Date
1	L Bowles	46.6	8.473	08-Aug-23	1	L Bowles	6.01	10.891	08-Aug-23	1	L Bowles	25.9	9.418	08-Aug-23
2	JJ Hughes-Dowd	44.4	4.036	08-Aug-23	2	JJ Hughes-Dowd	6.35	10.308	08-Aug-23	2	H Smith	24.7	8.982	08-Aug-23
3	H Smith	42.8	3.891	08-Aug-23	3	A Hall	6.39	10.243	23-Sep-14	3	A Hall	23.8	8.655	23-Sep-14
4	J Lawson	40.2	3.655	21-Feb-23	4	R Litherland	6.49	10.085	23-Sep-14	3	R Litherland	23.8	8.655	16-Jul-19
5	J Woodhouse	33.0	3.000	08-Aug-23	5	H Smith	6.55	9.993	08-Aug-23	5	JJ Hughes-Dowd	23.1	8.400	08-Aug-23
6	E Doyle	32.7	2.973	21-Feb-23	6	J Lawson	6.71	9.755	21-Feb-23	6	F Holmes	22.6	8.218	23-Sep-14
7	T Stevenson	31.7	2.882	21-Feb-23	7	J Woodhouse	6.91	9.472	08-Aug-23	7	M Litherland	21.4	7.782	23-Sep-14
8	E Woodhouse	21.9	1.991	08-Aug-23	8	M Litherland	7.02	9.324	23-Sep-14	8	A Turnbull	21.3	7.745	23-Sep-14
9	A Bradford	N/A	N/A	N/A	9	J Martinez	7.10	9.219	16-Jul-19	9	J Woodhouse	21.2	7.709	08-Aug-23
9	A Hall	N/A	N/A	N/A	10	L Turnbull	7.21	9.078	16-Jul-19	10	J Lawson	20.4	7.418	21-Feb-23
9	A Turnbull	N/A	N/A	N/A	11	A Turnbull	7.22	9.066	23-Sep-14	11	B Brooks	20.1	7.309	23-Sep-14
9	B Brooks	N/A	N/A	N/A	12	F Holmes	7.37	8.881	23-Sep-14	11	L Turnbull	20.1	7.309	16-Jul-19
9	Ca Holland	N/A	N/A	N/A	13	G Reyes-England	7.42	8.821	16-Jul-19	13	G Reyes-England	19.8	7.200	16-Jul-19
9	D Jackson	N/A	N/A	N/A	14	B Brooks	7.85	8.338	23-Sep-14	14	J Martinez	19.1	6.945	16-Jul-19
9	E Jackson	N/A	N/A	N/A	14	E Doyle	7.85	8.338	21-Feb-23	15	A Bradford	18.6	6.764	23-Sep-14
9	E Stott-Zafiroopoulos	N/A	N/A	N/A	16	L Brooks	7.97	8.213	23-Sep-14	16	E Doyle	18.2	6.618	21-Feb-23
9	F Holmes	N/A	N/A	N/A	17	T Stevenson	8.04	8.141	21-Feb-23	17	L Brooks	17.4	6.327	23-Sep-14
9	G Reyes-England	N/A	N/A	N/A	18	L Stott-Zafiroopoulos	8.07	8.111	23-Sep-14	18	N Bradford	16.9	6.145	23-Sep-14
9	J Martinez	N/A	N/A	N/A	19	A Bradford	8.15	8.031	23-Sep-14	19	T Stevenson	16.8	6.109	21-Feb-23
9	J Perry	N/A	N/A	N/A	20	N Bradford	8.33	7.858	23-Sep-14	20	L Stott-Zafiroopoulos	16.4	5.964	23-Sep-14
9	L Brooks	N/A	N/A	N/A	21	S Bowman	8.64	7.576	16-Jul-19	21	S Bowman	16.1	5.855	16-Jul-19
9	L Stott-Zafiroopoulos	N/A	N/A	N/A	21	S Martinez	8.64	7.576	16-Jul-19	22	D Jackson	15.3	5.564	23-Sep-14
9	L Turnbull	N/A	N/A	N/A	23	E Stott-Zafiroopoulos	8.80	7.438	23-Sep-14	22	Ca Holland	15.3	5.564	23-Sep-14
9	M Litherland	N/A	N/A	N/A	24	D Jackson	8.91	7.346	23-Sep-14	24	E Stott-Zafiroopoulos	15.0	5.455	23-Sep-14
9	N Bradford	N/A	N/A	N/A	25	E Woodhouse	9.04	7.241	08-Aug-23	25	E Jackson	14.0	5.091	23-Sep-14
9	R Litherland	N/A	N/A	N/A	26	Ca Holland	9.82	6.665	23-Sep-14	26	J Perry	13.5	4.909	23-Sep-14
9	S Bowman	N/A	N/A	N/A	27	J Perry	10.20	6.417	23-Sep-14	27	E Woodhouse	12.3	4.473	08-Aug-23
9	S Martinez	N/A	N/A	N/A	28	E Jackson	10.41	6.288	23-Sep-14	28	S Martinez	10.5	3.818	16-Jul-19

Visit [dhorc.co.uk](http://dhorc.co.uk) or Find us on **facebook**

Derby HO Racing Club



**Club Night**



**R&R**

TOMY AFX TYCO Carrera DIGITAL

# Rules & Regulations 2025




Derby HO Racing Club  [www.dhorc.co.uk](http://www.dhorc.co.uk)



Home of HO Le Mans

TOMY AFX TYCO

Derby HO Racing Club  [www.dhorc.co.uk](http://www.dhorc.co.uk)



Home of HO Le Mans

Carrera DIGITAL

<https://dhorc.co.uk/wp-content/uploads/2025/01/DHORC-Rules-Regs-2025.pdf>





## LEXAN BODY CATALOGUE

### Legends

SWB = 38mm (1.5")  
between axle centres

LWB = 41mm (1.6")  
between axle centres



AC Cobra  
Convertible  
LWB



Acura NSX  
GT3 2017  
LWB  
30mm Clip



Alfa Romeo 155  
Touring Car  
LWB  
29mm Clip



Alfa Romeo  
BTCC  
LWB  
30mm Clip



Alfa Romeo  
TZ3 Corsa  
SWB  
29mm Clip



Aston Martin  
Vantage GT3  
LWB



Audi  
R8LMS GT3  
LWB



Audi S3  
BTCC  
LWB  
27mm Clip



Austin  
Mini Cooper  
SWB  
28mm Clip



Bentley  
Continental GT3  
LWB  
30mm Clip


















BMW  
320i Turbo Grp5  
SWB  
27mm Clip




BMW 1 Series  
BTCC  
LWB  
29mm Clip








































BMW  
M1  
SWB  
30mm Clip
















			
BMW M3 GT2 LWB 27mm Clip	BMW Z4 GT3 LWB	BMW Z8 Convertible LWB 30mm Clip	Bugatti EB110 SWB 32mm Clip
			
Bugatti Veyron LWB 31mm Clip			
			
Chevrolet Nastruck LWB 30mm Clip	Chevron B19 SWB or LWB 29mm Clip	Corvette C5r GT SWB 30mm Clip	Corvette C7r GT 2017 LWB 31mm Clip
			
Corvette C8r GT3 LWB	Corvette Daytona Prototype SWB 30mm Clip	Corvette 1969 Stingray SWB 30mm Clip	
			
Datsun 240Z SWB 27mm Clip	Datsun Fairlady 2000 LWB 26mm Clip	Dodge Challenger LWB 31mm Clip	

			
Ferrari 250 gt Berlinetta Lusso SWB 30mm Clip	Ferrari 250 GTO LWB 29mm Clip	Ferrari 308 GTb LWB 28mm Clip	Ferrari 365 GTb Daytona SWB 28mm Clip
			
Ferrari 488 Gte LWB 29mm Clip	Ferrari 512 LM SWB or LWB 29mm Clip	Ferrari 575 GTc LWB 30mm Clip	Ferrari 612 Can-Am SWB 32mm Clip
			
Ferrari F40 SWB 32mm Clip	Ferrari Testarossa SWB 32mm Clip	Ford Capri SWB 30mm Clip	Ford Escort SWB 29mm Clip
			
Ford Custom Van LWB 30mm Clip	Ford Focus RS BTCC LWB 29mm Clip	Ford 2006 GT LWB 29mm Clip	Ford 2016 GT LWB Body Pins Only
			
Ford GT40 SWB 29mm Clip	Ford 2005 Mustang LWB 27mm Clip		


			
Honda Civic BTCC LWB 28mm Clip	Honda Integra LWB 28mm Clip	Honda S2000 SWB 26mm Clip	
			
Jaguar D Type LWB 30mm Clip	Jaguar XJ 220 LWB 32mm Clip	Jaguar XJR 5 (Grp 44) SWB 32mm Clip	Jaguar XJR 9 (Grp C) SWB or LWB 33mm Clip
			
Jaguar XKR GT3 LWB 30mm Clip			Koenigsegg CCX LWB 30mm Clip
			
Lamborghini Contach SWB 29mm Clip	Lamborghini Huracan GT3 LWB 32mm Clip	Lamborghini Miura Concept LWB 30mm Clip	Lamborghini Miura Jota SWB 28mm Clip
			
Lancia LC2 SWB 31mm Clip	Lotus Elise LWB 27mm Clip	Lotus Espirit LWB	Lotus Europa LWB 31mm Clip

			
Matchbox Hi-Tailer LWB 33mm Clip	Mazda 787b (Grp C) LWB 30mm Clip	Mazda RX7 SWB 27mm Clip	McLaren F1 GTr LWB
			
McLaren MP4 12C GT3 LWB 28mm Clip	Mercedes Gullwing 300SL SWB	Mercedes 300SLR LWB	Mercedes CLK GTB LWB 30mm Clip
			
Mercedes DTM Car LWB 30mm Clip	MG 6GT BTCC LWB 28mm Clip	Mini Mini Cooper LWB 27mm Clip	Morris Minor LWB 27mm Clip
			
Mustang 1967 GT 500 SWB 30mm Clip	Mustang Mach 1 SWB 30mm Clip		
			
Nascar  SWB 32mm Clip	Nissan 300ZX SWB 31mm Clip	Nissan March 86G Gtp SWB or LWB 30mm Clip	Nissan R390 GT LWB 32mm Clip

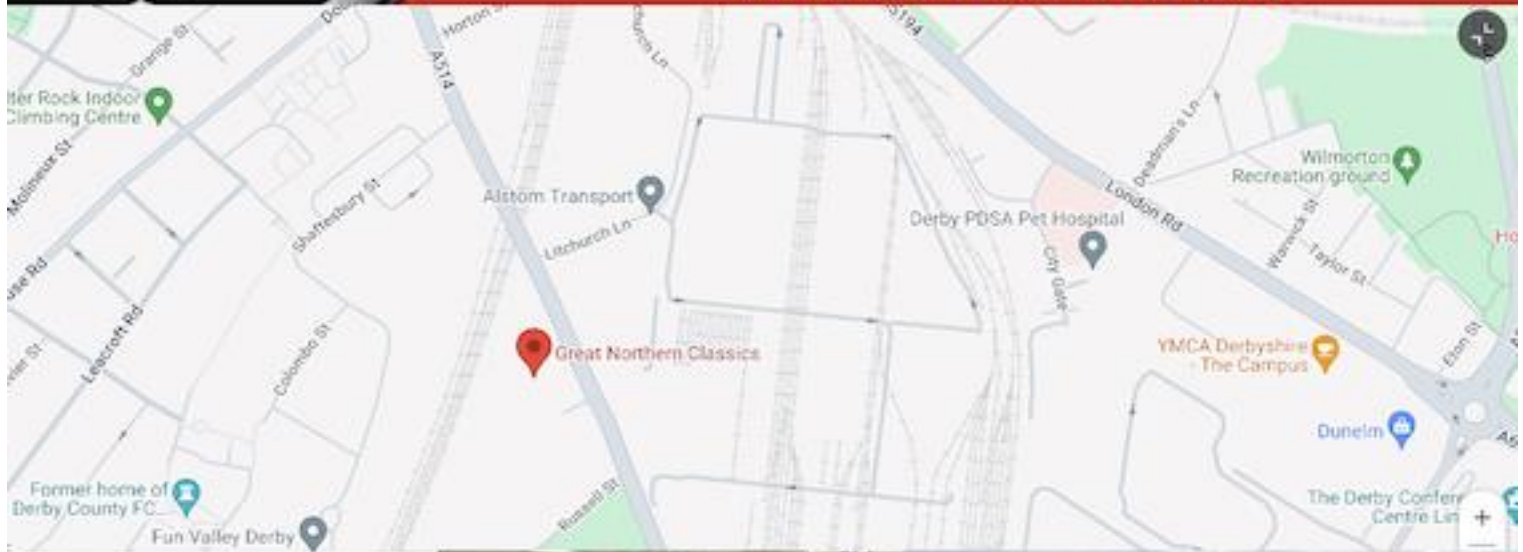
			
Nissan 1989 R89C LWB 32mm Clip	Nissan 1977 Skyline GT-R LWB 27mm Clip	Nissan R32 Skyline SWB 30mm Clip	Nissan Grp C SWB 32mm Clip
			
Pagani Huayra LWB 29mm Clip	Pagini Zonda C12 LWB 30mm Clip	Panoz 1999 LMP-1 LWB 32mm Clip	Peugeot 905 Grp C SWB or LWB 31mm Clip
			
Pontiac 1977 Firebird LWB 30mm Clip	Porsche 908 SWB 29mm Clip	Porsche 910 LWB 32mm Clip	Porsche 911 GT3 SWB 27mm Clip
			
Porsche 911 Turbo RSR GT3 LWB 28mm Clip	Porsche 917 SWB or LWB 31mm Clip	Porsche 934 Turbo RSR SWB 26mm Clip	Porsche 935 Turbo SWB 28mm Clip
			
Porsche 956 Grp C SWB 31mm Clip	Porsche 959 SWB 29mm Clip	Porsche 962 Grp C LWB 32mm Clip	

			
Renault Clio Cup Car LWB 30mm Clip	Renault Clio V6 LWB 29mm Clip	Renault Megane Trophy LWB 30mm Clip	Renault RS01 GT LWB 28mm Clip
			
Saleen S7 LWB	Sauber Mercedes C11 Grp C SWB or LWB 32mm Clip	Shadow MK 11a LWB 31mm Clip	Shelby Cobra Daytona Coupe SWB 31mm Clip
			
Subaru Levorg BTCC LWB 28mm Clip			
			
Toyota 88C-V Grp C SWB or LWB 32mm Clip	Toyota GT-One LWB	Triumph TR7 LWB 28mm Clip	TVR Sagaris LWB
			
Wiesmann GT MF5 SWB or LWB			Zakspeed Grp 5 Capri SWB or LWB 30mm Clip

# Where is DHORC?



[www.dhorc.co.uk](http://www.dhorc.co.uk)



**GREAT  
NORTHERN  
CLASSICS**



Great Northern Classics  
274 – 278 Osmaston Road  
Derby DE24 8AE

Nick Sismey  
[sismey@hotmail.co.uk](mailto:sismey@hotmail.co.uk)  
07984339192