

Visit [dhorc.co.uk](http://dhorc.co.uk) or Find us on **facebook**

Derby HO Racing Club   
[www.dhorc.co.uk](http://www.dhorc.co.uk)

**dhere**

Home of HO Le Mans

TOMY AFX  
TYCO

Club Night

7 2 8

Round 09

Zandvoort – GC

29Apr25

UK CAR  
EVENTS 

CSL  
[cslautomation.co.uk](http://cslautomation.co.uk)

woodland  
auto centre



JT finally  
beats JJ

## ADULTS

- 01 A SMITH
- 02 C BOWLES
- 03 L PATEMAN

## JUNIORS

- 01 JT HUGHES-DOWD
- 02 JJ HUGHES-DOWD
- 03 J WOODHOUSE

**This Week:** Happy Birthday Stuart – Names added to cars for 1<sup>st</sup> time





# About:



## History and Key Facts

### HO Club founded on 7 July 1992

- DHORC: Derby HO Racing Club ("HO" Is The Scale = 1/64th)
- Tenant at Great Northern Classics, open to all!
- Home of world famous international Le Mans 24 Hour race.
- Smaller scale version of Scalextric, once set up works all night!
- Four and Eight lane circuits
- Computerised timing
- Statistics for every meeting and every member since July 1992
- Over 20 race meetings each year
- 50+ circuit designs, up to 567 feet in length
- Eight-lane routed DHORCingham oval
- Two car categories – Tyco open wheel (F1)
  - Tomy SGP, BSRT, VSR enclosed wheel (GC)



### Carrera Digital Club 1<sup>st</sup> race 18 January 2022

- 1/32<sup>nd</sup> Carrera Digital GT Cars
- 15 Evenings a year, minimum 3x15-minute races per driver per evening.
- 13 circuits, including 2 Sprint circuits
- Full computerised timing and stats through SmartRace App



## The Club Nights and Magazine Coverage

### HO

- Racing starts between 18:45 and 19:00 hours – Finished by 21:30 hours
- Minimum of four 3-minute qualifying races & up to two Finals (F1 & GC) for each member
- Championship points for all members
- Magazine produced for every meeting covering every member & track statistic

### Carrera Digital

- Racing starts between 18:00 and 18:15 hours – Finished by 21:30 hours
- Magazine produced after each evening
- Championship points for all members

- Rules & regulations booklet covering all the DHORC rules produced each year
- Great family atmosphere, a help-all culture

### Membership Fees, Car Costs and Prizes

- Adult £40 and junior (under 16) £20 for HO & Carrera, £50/£25 combined
- Only £50 Total expenditure for two cars HO Cars, £65 one Carrera
- All cars and spares can be bought at club
- Adult, Masters (over 56), Junior (16 & under) HO Championships
- Adult & 70+ Carrera Championships







# Editorial 728



**Thanks for the chocolates Stuart**, what a nice gesture to celebrate your birthday and thank you for making the evening on your special day!

As covered in the DHORC 727 Editorial we really didn't think it would be double Finals at Zandvoort. How wrong we were!

Congratulations to **Angus Smith** for taking both wins on the night and his first Masters of the year. He now leads both Championships. Congrats also to **JT Hughes-Dowd** for taking his first Junior win of the year.

Our short Zandvoort is always a favourite with so many, already looking forward to racing it again in 2026.



Nick Sismey



Front Cover: Zandvoort in full swing.

Committee...2025			
Chairman / Treasurer	Nick Sismey	M 07984 339 192	sismey80@hotmail.co.uk
Vice Chairman	Phil Rees	M 07912 378 652	dhorcman.p.r@ntlworld.com
Secretary	Laura Edwards	M 07501 217 254	laurabubbles07@hotmail.co.uk
CD Spares	Stuart Gray	M 07874 253 955	stuartgray7@btinternet.com
HO Spares + HO & CD Race Control	Lewis Blacker	M 07713 059 906	lewisjayblacker@outlook.com
HO Race Control	Dan Turnbull	M 07751 302 255	danielturnbull@btinternet.com
HO Race Control & YouTube	Dan Hughes-Dowd	M 07568 480 438	dthd1984@gmail.com
HO & CD Race Control	Liam Smith	M 07477 698 158	liam-smith-93@hotmail.co.uk
Carrera Digital Race Control	Dean Garbett	M 07964 854 084	garbettd@sky.com
HO Carrera Digital Scrutineer	Angus Smith	M 07591 813 431	angus@angussmith500.plus.com
HO Carrera Digital Scrutineer	Simon Goodlip	M 07803 551708	simon.goodlip@sky.com
Carrera Digital	Steve White	M 07859 999 480	wslotcarsteve@gmail.com

THIS SLOT CAR MAGAZINE IS PUBLISHED AND COPYRIGHT 2025 BY DHORC, AND NO PORTION MAY BE REPRODUCED OR TRANSMITTED WITHOUT WRITTEN PERMISSION, AND MAY CONTAIN ARTICLES AND GRAPHICS REPRINTED WITH THE PERMISSION OF THE ORIGINAL COPYRIGHT HOLDER, WHO RETAINS ALL RIGHTS.

# Contents.....728

Page	Details
003	Editorial
004	Contents
005	News & Views Including..... 1. Acknowledgements 2. Happy Birthday Stuart 3. Names added to cars
006	2025 Calendar
008	2025 Winners & Continuous Club Night Attendance Records
009	DHORC Official Clothing
010	Slot Cars & Spares
011	Razorlite Lexans HO
012	Race Report – Zandvoort GC – 29 April 2025 - Round 09 of 33 Including..... Page 22 - Race Results Page 28 - Best Results Page 32 - Championship Tables
040	Members' Statistics
054	Next Circuit - Nashville – 13 May 2025 - Rounds 10 & 11 of 33
059	Rules and Regulations
060	Razorlite Lexans HO Catalogue



**SLOT CARSDIRECT**  
UK's HO 1/64th Slot Car Specialist  
We specialize in Tomy AFX, Viper Scale Racing  
and Bulldog Racing Products.

**AFX<sup>TM</sup> RACING**

**Viper Scale Racing**



# News & Views.....728

## 1. Acknowledgements for DHORC 728

Steve Whittaker	Setting Up, Marsh, PA & Lock Up	Luca Whittaker	Marshalling
Stuart Gray	Setting Up, Marshalling & PA	Lee Pateman	Marshalling & PA
Kev Spink	Setting Up	Reuben Litherland	Marshalling & PA
Lewis Blacker	Parc Ferme, RC, Spares & PA	Julian Mills	Marshalling
Angus Smith	Race Control, Marshalling & PA	Gordon Reynolds	Marshalling & PA
Mike Graham	Marshalling	Jimmy Graham	Marshalling
JT Hughes-Dowd	Marshalling	Chris Bowles	Marshalling & PA
Dan Hughes-Dowd	Marshalling & YouTube	JJ Hughes-Dowd	Marshalling
Andrew Woodhouse	Marshalling	Jenson Woodhouse	Marshalling
Colin Blake	Marshalling & Packing Away	Max Blake	Marshalling
Jim Dudley	Marshalling	Baxter Crunden	Marshalling
Phil Rees	Setting Up		

## 2. Happy Birthday Stuart



**Stuart Gray** celebrated his birthday at Zandvoort and kindly brought some Cadbury chocolates to share with everyone.

Thank you Stuart and again Happy birthday.



<div> <div> Derby HO Racing Club www.dhrc.co.uk Home of HO Le Mans </div> <div> <b>HO Calendar 2025</b> </div> <div> Derby HO Racing Club www.dhrc.co.uk Home of HO Le Mans </div> </div>					
Day	Date	Location	Rounds	Track	
Tuesday	07-Jan	Conference Room	1 (F1) 2 (GC)	Miami	
Tuesday	28-Jan	Conference Room	3 (F1)	Interlagos	
Sat/Sun	08/09Feb	Mezzanine / The Tram Shed	Corporate 01	Italian Day	
Tuesday	18-Feb	Conference Room	4 (F1) 5 (GC)	Cadwell Park	
Wednesday	19-Feb	Conference Room	Corporate 02	Swadlincote Round Table	
Sunday	23-Feb	The Yard, Dolomite Brewery	Corporate 03	Birthday Party	
Saturday	01-Mar	Mezzanine / The Tram Shed	Corporate 04	UK Car Events/GNC Coffee & Car Meet	
Tuesday	11-Mar	Mezzanine / The Tram Shed	6 (GC)	Monaco (New)	
Saturday	15-Mar	Mezzanine / The Tram Shed	Corporate 05	GNC's 1st Birthday	
Tuesday	01-Apr	Conference Room	7 (F1)	Long Beach	
Saturday	26-Apr	Mezzanine / The Tram Shed	Corporate 06	GNC Derby Children's Holiday Centre	
Tuesday	29-Apr	Conference Room	8 (F1) 9 (GC)	Zandvoort	
Tuesday	13-May	Conference Room	10 (F1) 11 (GC)	Nashville	
Tuesday	03-Jun	Conference Room	12 (F1) 13 (GC)	Dijon-Prenois	
Tuesday	24-Jun	Conference Room	14 (F1) 15 (GC)	Shanghai	
Tuesday	15-Jul	Conference Room	16 (F1) 17 (GC)	Red Bull Ring	
Tuesday	22-Jul	Mezzanine / The Tram Shed	18 (F1) 19 (GC) 20 (F1) 21 (GC)	DHORC Ingham Oval	
Sat/Sun	02/03Aug	Highacres Farm	Corporate 07	Cromford Steam Rally	
Sunday	03-Aug	Mallory Park	Corporate 08	RSOC National Day	
Tuesday	05-Aug	Conference Room	22 (F1) 23 (GC)	Florano	
Sat/Sun	09/10Aug	Donington Park	Corporate 09	Convoy in the Park	
Tuesday	23-Sep	Mezzanine / The Tram Shed	24 (F1) 25 (GC)	Jarama	
Thursday	25-Sep	Mezzanine / The Tram Shed	Corporate 10	Loughborough Round Table	
Tuesday	30-Sep	Conference Room	26 (F1) 27 (GC)	Pukekohe Park	
Tuesday	21-Oct	Conference Room	28 (F1) 29 (GC)	Donington Park	
Tuesday	11-Nov	Conference Room	30 (F1) 31 (GC)	Trois-Rivieres	
Tuesday	18-Nov	Conference Room		AGM	
Tuesday	25-Nov	Conference Room	32 (F1) 33 (GC)	Watkins Glen	

<div> <div> Derby HO Racing Club www.dhrc.co.uk Home of HO Le Mans </div> <div> <b>CD Calendar 2025</b> </div> <div> Carrera DIGITAL </div> </div>					
Day	Date	Location	Rounds	Track	
Tuesday	14-Jan	Conference Room	Test Night	Mugello (New)	
Tuesday	21-Jan	Conference Room	1 2 3	Mugello	
Friday	07-Feb	Mezzanine / The Tram Shed	4 5 6	Monza	
Saturday	08-Feb	Mezzanine / The Tram Shed	7 8 9 10 11	Monza	
Tuesday	11-Feb	Conference Room	12 13 14	Daytona	
Tuesday	25-Feb	Conference Room	Test Night	Catalunya (New)	
Tuesday	18-Mar	Conference Room	15 16 17	Catalunya	
Tuesday	08-Apr	Conference Room	18 19 20	Fuji	
Tuesday	06-May	Conference Room	Test Night	Okayama (New)	
Tuesday	27-May	Conference Room	21 22 23	Okayama	
Friday	06-Jun	Mezzanine / The Tram Shed	TN 24 25	Le Mans (New)	
Saturday	07-Jun	Mezzanine / The Tram Shed	26 27 28 29 30	Le Mans	
Tuesday	17-Jun	Conference Room	29 30 31	Okayama	
Tuesday	08-Jul	Conference Room	32 33 34	Sakhir	
Tuesday	29-Jul	Conference Room	35 36 37	Catalunya	
Tuesday	19-Aug	Conference Room	Test Night	Circuit of the Americas (New)	
Tuesday	16-Sep	Conference Room	38 39 40	Circuit of the Americas	
Tuesday	14-Oct	Conference Room	41 42 43	Mugello	
Friday	24-Oct	Mezzanine / The Tram Shed	TN 44 45	Suzuka (New)	
Saturday	25-Oct	Mezzanine / The Tram Shed	46 47 48 49 50	Suzuka	
Tuesday	04-Nov	Conference Room	51 52 53	Circuit of the Americas	
Tuesday	18-Nov	Conference Room		AGM	
Friday	28-Nov	Mezzanine / The Tram Shed	TN 54 55	Bathurst (New)	
Saturday	29-Nov	Mezzanine / The Tram Shed	56 57 58 59 60	Bathurst	
Tuesday	02-Dec	Conference Room	61 62 63	Luanda	



### 3. Names added to cars

With our two main experts at Parc Ferme unavailable on Tuesday it was time to do something different. That difference was to add name tags to everyone's cars for the first time in 33+ years. It worked like a dream and speeded up Parc Ferme without a single scratched head.



Nick Sismey



Winners 2025								
F1 Qualifies on Yellow & Red, F1 on Green & Blue Lanes								
Day	Date	Rnd	Track	Final	Adults	Masters	Juniors	Early Parents
Tue	07-Jan	1	Miami	F1	C Bowles	S Goodlip / N Sismey	JJ Hughes-Dowd	A Woodhouse
Tue	07-Jan	2	Miami	GC	A Smith	S Goodlip / P Rees	JJ Hughes-Dowd	M Graham
Tue	28-Jan	3	Interlagos	F1	S Goodlip	S Goodlip (3)	JJ Hughes-Dowd	D Hughes-Dowd
Tue	18-Feb	4	Cadwell Park	F1	R Litherland	Kev / Phil / Steve	JJ Hughes-Dowd	A Woodhouse
Tue	18-Feb	5	Cadwell Park	GC	C Bowles	G Reynolds	JJ Hughes-Dowd	A Woodhouse (3)
Tue	11-Mar	6	Monaco	GC	C Bowles (3)	S Whittaker (2)	JJ Hughes-Dowd	S Whittaker
Tue	01-Apr	7	Long Beach	F1	A Smith	J Dudley	JJ Hughes-Dowd	A Stevenson
Tue	29-Apr	8	Zandvoort	F1	A Smith	G Reynolds (2)	JJ Hughes-Dowd (8)	D Hughes-Dowd
Tue	29-Apr	9	Zandvoort	GC	A Smith (4)	A Smith	JT Hughes-Dowd	D Hughes-Dowd (3)
Tue	13-May	10	Nashville	F1				
Tue	13-May	11	Nashville	GC				
Tue	03-Jun	12	Dijon-Prenois	F1				
Tue	03-Jun	13	Dijon-Prenois	GC				
Tue	24-Jun	14	Brasilia	F1				
Tue	24-Jun	15	Brasilia	GC				
Tue	15-Jul	16	Jacarepagua	F1				
Tue	15-Jul	17	Jacarepagua	GC				
Tue	22-Jul	18	dhorcingham	F1				
Tue	22-Jul	19	dhorcingham	GC				
Tue	22-Jul	20	dhorcingham	F1				
Tue	22-Jul	21	dhorcingham	GC				
Tue	05-Aug	22	Fiorano	F1				
Tue	05-Aug	23	Fiorano	GC				
Tue	23-Sep	24	Jarama	F1				
Tue	23-Sep	25	Jarama	GC				
Tue	30-Sep	26	Pukekohe	F1				
Tue	30-Sep	27	Pukekohe	GC				
Tue	21-Oct	28	Misano	F1				
Tue	21-Oct	29	Misano	GC				
Tue	11-Nov	30	Trois-Rivieres	F1				
Tue	11-Nov	31	Trois-Rivieres	GC				
Tue	25-Nov	32	Watkins Glen	F1				
Tue	25-Nov	33	Watkins Glen	GC				

Race Winners				
	Adults	Masters	Juniors	Early Parents
				
	Angus Smith	Angus Smith	JT Hughes-Dowd	Dan Hughes-Dowd
	Adults	Masters	Juniors	Early Parents

## Continuous Club Night Attendance Records

Members below have built up ten or more continuous Club Night attendances, including DHORC 727:-

Nick Sismey	277 Club Nights	Andrew Woodhouse	31	Lewis Blacker	29
Dan Hughes-Dowd	21	JJ Hughes-Dowd	21	Angus Smith	17
Luca Whittaker	13	Lee Pateman	11		

Record Club Night Attendance

Phil Rees 706

Record Continuous Club Night Attendance

Nick Sismey 277

Record Continuous Evening Attendance

Nick Sismey 225



Derby HO Racing Club f  
www.dharc.co.uk  
**dharc**  
Home of HO Le Mans  
TOMY ARK  
TYCO  
07984 330252 jimmy80@hotmail.co.uk

Official  
Clothing

Derby HO Racing Club f  
www.dharc.co.uk  
**dharc**  
Home of HO Le Mans  
Carrera  
DIGITAL  
07984 330252 jimmy80@hotmail.co.uk

07984 330252 jimmy80@hotmail.co.uk

**dharc**  
Home of HO Le Mans  
TOMY ARK  
TYCO

**Polo Shirts**

07984 330252 jimmy80@hotmail.co.uk

**dharc**  
Home of HO Le Mans  
Carrera  
DIGITAL

**Polo Shirts**

07984 330252 jimmy80@hotmail.co.uk

**dharc**  
Home of HO Le Mans  
TOMY ARK  
TYCO

**Hoodies**

07984 330252 jimmy80@hotmail.co.uk

**dharc**  
Home of HO Le Mans  
TOMY ARK  
TYCO

**Caps**

Contact  
Nick Sismey

Page 9





# Slot Cars & Spares



## Open Wheel (F1)

Body	£10.00	Bulkhead	£3.70
Chassis	£10.00	Armature	£5.60
Whole Car	£20.00	Crown/Pinion Gear	£2.50
Pickup Shoes (Pair)	£1.20	Rear Tyres (Pair)	£2.00
Pickup Springs	£0.82	Sponge (Pair)	£2.50
Pinion Gear	£1.50	Rear Axle with tyres	£4.50
Front Tyres (Pair)	£1.00	Guide Pins	£1.20
Front Axle	£2.00	Traction Magnets (Pair)	£2.00
Brush Springs (Pair)	£1.18	Brush Tubes (Pair)	£2.00
Brushes (Pair)	£1.70		
Motor Magnets (Pair)	£2.45		



## Enclosed Wheel (GC)



TOMY AFX

VSR Chassis	£30.00		
Painted Lexan Body	£10.00		
Pickup Shoes (Pair)	£1.40	Viper Endbell	£7.45
Pickup Springs	£0.52	Armature	£4.95
#417 7T Delrin Pinion Gear	£1.38	22T VSR Crown Gear	£2.08
Front Axle, Wheels and Tyres	£4.00	Rear Tyres (Pair)	£2.50
Rear Axle, Crown Gear & Tyres	£8.00	Guide Pins	£2.25
Rear Narrow Hubs (Pair)	£3.00	VSR Pro Blank Chassis	£8.50

Please Note: The Spares box may carry more items than listed here.



Updated 22May24





Visit our  
Facebook Page  
or the back of  
this magazine



Clear plastic bodies to suit a variety of HO  
chassis. Many not found elsewhere





# Race Report



## Round 09

## Zandvoort – GC

## 29<sup>th</sup> April 2025



Chris Bowles, rifling through the Spares Box, took second in GC



## Round 08

## Zandvoort (Netherlands)

## Round 09

## Previous Results

	Adults			1st	2nd	3rd
DHORE 172	16-Oct	2001	127' 7"	M Chadwick	S Goodlip	J Tague
DHORE 195	29-Oct	2002	127' 7"	S Goodlip	L Pateman	N Sismey
DHORE 217	28-Oct	2003	127' 7"	M Chadwick	S Goodlip	L Pateman
DHORE 239	26-Oct	2004	127' 7"	L Pateman	M Chadwick	N Sismey
DHORE 302	25-Sep	2007	127' 7"	W Lander	P Rees	N Sismey
DHORE 341	14-Jul	2009	127' 7"	J Sismey	L Pateman	T Chadwick
DHORE 392	12-Jul	2011	127' 7"	L Pateman	J Sismey	P Rees
DHORE 518	19-Apr	2016	130' 2"	S Goodlip	J Sismey	L Pateman
DHORE 568	27-Mar	2018	130' 2"	J Lymer	N Sismey	S Goodlip
DHORE 637 F1	15-Mar	2022	98' 6"	S Goodlip	P Rees	C Bowles
DHORE 638 GC	15-Mar	2022	98' 6"	A Smith	L Pateman	A Turnbull
DHORE 649 F1	27-Sep	2022	98' 6"	A Turnbull	A Smith	P Rees
DHORE 650 GC	27-Sep	2022	98' 6"	A Smith	N Sismey	P Rees
DHORE 665 F1	02-May	2023	98' 6"	P Rees	L Pateman	S Goodlip
DHORE 666 GC	02-May	2023	98' 6"	L Pateman	S Goodlip	C Bowles
DHORE 679 F1	17-Oct	2023	98' 6"	S Goodlip	A Smith	L Pateman
DHORE 680 GC	17-Oct	2023	98' 6"	A Smith	L Pateman	R Litherland
DHORE 718 F1	10-Dec	2024	98' 6"	A Smith	P Rees	S Goodlip
DHORE 719 GC	10-Dec	2024	98' 6"	S Goodlip	A Smith	L Pateman
DHORE 727 F1	29-Apr	2025	98' 6"	A Smith	R Litherland	L Pateman
DHORE 728 GC	29-Apr	2025	98' 6"	A Smith	C Bowles	L Pateman
	Juniors			1st	2nd	3rd
DHORE 172	16-Oct	2001	127' 7"	J Henry	J Sismey	T Chadwick
DHORE 195	29-Oct	2002	127' 7"	J Sismey	T Chadwick	T Green
DHORE 217	28-Oct	2003	127' 7"	J Sismey	T Chadwick	T Measham
DHORE 239	26-Oct	2004	127' 7"	T Chadwick	J Sismey	T Measham
DHORE 302	25-Sep	2007	127' 7"	A Hughes	R Hughes	C Bullock
DHORE 341	14-Jul	2009	127' 7"	L Smith	A Oxspring	L Capewell
DHORE 392	12-Jul	2011	127' 7"	J Mellor	J Pateman	K Levers
DHORE 518	19-Apr	2016	130' 2"	F Holmes	A Turnbull	D Jackson
DHORE 568	27-Mar	2018	130' 2"	F Holmes	A Turnbull	Z Roythorne
DHORE 637 F1	15-Mar	2022	98' 6"	L Bowles	J Thompson	J Lawson
DHORE 638 GC	15-Mar	2022	98' 6"	L Bowles	J Lawson	J Thompson
DHORE 649 F1	27-Sep	2022	98' 6"	E Doyle	H Smith	L Bowles
DHORE 650 GC	27-Sep	2022	98' 6"	J Lawson	L Bowles	H Smith
DHORE 665 F1	02-May	2023	98' 6"	JJ Hughes-Dowd	H Smith	J Thompson
DHORE 666 GC	02-May	2023	98' 6"	L Bowles	JJ Hughes-Dowd	H Smith
DHORE 679 F1	17-Oct	2023	98' 6"	JJ Hughes-Dowd	L Bowles	J Woodhouse
DHORE 680 GC	17-Oct	2023	98' 6"	L Bowles	JJ Hughes-Dowd	J Woodhouse
DHORE 718 F1	10-Dec	2024	98' 6"	JJ Hughes-Dowd	J Woodhouse	JT Hughes-Dowd
DHORE 719 GC	10-Dec	2024	98' 6"	JJ Hughes-Dowd	JT Hughes-Dowd	J Graham
DHORE 727 F1	29-Apr	2025	98' 6"	JJ Hughes-Dowd	JT Hughes-Dowd	J Woodhouse
DHORE 728 GC	29-Apr	2025	98' 6"	JT Hughes-Dowd	JJ Hughes-Dowd	J Woodhouse

## Circuit Records

Lap Length 98' 6"

## Qualifying

F1	A Smith	27Sep22
	51.3 Laps	
GC	A Smith	17Oct23
	71.9 Laps	

## Fastest Laps

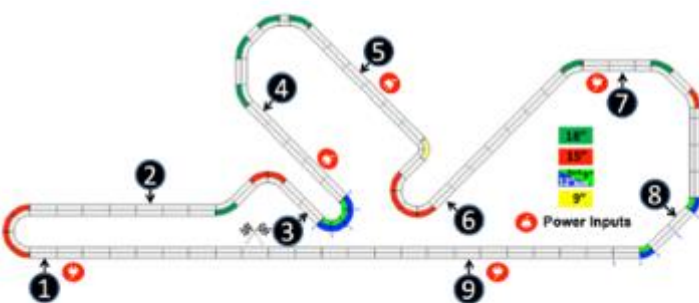
F1	S Goodlip.	17Oct23
	5.85 secs (11.480 mph)	
GC	A Smith	17Oct23
	4.33 secs (15.510 mph)	

## Race Laps

F1	A Smith	29Apr25
	28.1 Laps	
GC	A Smith	17Oct23
	39.2 Laps	

## Final Points

7.0 Points	J Lamb	15Mar22
------------	--------	---------



## DHORE 727 &amp; 728





Lee Pateman took 3<sup>rd</sup> in both Club Nights, Dan Hughes-Dowd won both Early Parents'



GC Finals ADULT REPORT GC Finals

## Angus' Double Dutch

**'A' Final** – Angus Smith completed the double at Zandvoort on Tuesday night taking his six win at the Dutch track. His 72<sup>nd</sup> career victory and 4<sup>th</sup> in 2025 made it a hattrick of wins for Angus which equals his best sequence to date. He also made it a PB equalling four Poles in a row taking his 85<sup>th</sup> (7<sup>th</sup>) beating his own PB of six Individual Qualifying Rounds in a row with his seventh. **Chris Bowles** prevented him from making it eight by taking Blue lane in Qualifying.

Angus also set his 84<sup>th</sup> (5<sup>th</sup>) fastest lap and 89<sup>th</sup> (6<sup>th</sup>) best race laps, both third consecutive. While Chris beat him on Blue in Qualifying he was still 3.3 laps overall behind Angus and then come the 'A' he dropped 4.4 laps to our Championship leader.

**Lee Pateman** made it back-to-back third place finishes (and three in a row at Zandvoort) just two tenths behind Chris while **Reuben Litherland** again conquered the 'B' but this time had to settle for fourth overall, 6.1 laps back. The GC 'A' was absolutely frantic with the speed of the cars through the two sets of banking, the start of which is shown in one of our Facebook videos



**Round 09 - ADULTS**

**Zandvoort GC - Netherlands**

**29 April 2025**





<b>2nd</b> <b>Chris Bowles</b>	<b>1st</b> <b>Angus Smith</b>	<b>3rd</b> <b>Lee Pateman</b>
-----------------------------------	----------------------------------	----------------------------------





Colin Blake (right) won his first Final in GC while Jim Dudley took home his first two Wooden Spoons



**'B' Final** – **Nick Sismey** was again beaten to the 'A' by Reuben. However he was very lucky to have been in the 'B' to start with. Earlier in the evening he had superglued one of his front tyres onto its wheel only to have missed the fact that the glue had dripped onto his axle! At the start of his Qualifying run on Green his car was extremely sluggish and wouldn't go anywhere! Luckily for him the race was restarted for another issue whereupon Lee kindly leant him one of his axles! Reuben beat him by 3.2 laps this time.

Sixth went to **Steve Whittaker** beating his PB of eighth in the previous Round, he was 2.6 laps behind Nick. He also recorded his best grid slot of sixth beating his ninth at Monaco on 11Mar25. From 11<sup>th</sup> on the grid **Lewis Blacker** took the soul lead in the DHORC Challenge after his second Final win of the night as he finished seventh, two tenths short of Steve's score.

**'C' Final** – **Stuart Gray** was Lewis' biggest threat here but even he was 5.6 laps back in eighth while **Julian Mills** recorded his best finish to date from four starts, ninth. **Colin Blake** took his first Final win, the 'D', to finish 2.6 laps behind Julian, closing out the top ten.

**'D' Final** – Having won the 'D' in F1 **Gordon Reynolds** had to settle for runner up spot this time, 3.3 laps behind our inaugural winner.

**'Early Parents' 'E' Final** – **Dan Hughes-Dowd** made it back to back Early Final wins in a very close field. Just 0.3 laps covered the top three in Qualifying.

**Mike Graham** took a PB seventh on the grid beating his eighth on 09Apr24 at Pukekohe, while **Andrew Woodhouse** and Dan shared eighth. Dan got the nod for second lane choice by recording the most individual race laps and used it to good stead to take the win by 4.4 laps from Mike who was 2.6 ahead of Championship leader Andrew.

**Jim Dudley** backed up his first Wooden Spoon in F1 with his second here.

#### MASTERS REPORT

### Angus takes 1<sup>st</sup> win & Championship lead

Angus took his first Masters win of the year and with it the lead in the Championship. Nick took second in both the race and the Championship, 1.5 points back. Gordon and Stuart also shared second with Nick while Steve took fifth and Jim sixth.





Thumbs up from Junior GC 'B' Final winner Luca Whittaker



# JUNIOR REPORT

## JT breaks the chain!

**'A' Final** – JT Hughes-Dowd finally broke younger brother JJ Hughes-Dowd's strangle hold on the 2025 Junior Championship by becoming only the second Junior to take a win this year. It was initially thought not the case however as JJ's car was but a tenth ahead of JT on the same lap. However dad Dan, on Race Control, had to break the news to his boy's that someone had run on JJ's lane through the light bridge and therefore added an extra lap that wasn't his. Naturally after deleting that lap one of Dan's own was distraught and one euphoric. This was JT's seventh career win as he attempts to challenge JJ for the title in what is JT's last year as a Junior.

JT's 27.4 laps in the Final, 0.9 ahead of his brother, matched JJ's lap score on Green in Qualifying. Both therefore took best race laps, and both now hold the new track record previously held by Lewis Bowles of 27.0 laps back on 02May23. This was JT's 8<sup>th</sup> (2<sup>nd</sup>) best race laps and JJ's 37<sup>th</sup> (8<sup>th</sup>). His seven in a row beating his six in a row. JJ also broke Lewis' Qualifying record, set on the same date, with 51.2 laps beating 50.8, on the way to his 39<sup>th</sup> (8<sup>th</sup>) Pole. This was his seventh Pole in a row beating his six. Finally, he also took his 35<sup>th</sup> (7<sup>th</sup>) fastest lap.

**Jenson Woodhouse** stayed put in third place on the podium as JJ and JT swapped places between races. He finished 2.8 laps back. **Luca Whittaker** took his fourth career Final win, with the 'B', finishing in a PB equalling fourth.



**'B' Final** – Jimmy Graham tried his best to stay with Luca with only six tenths separating them at the flag. Baxter Crunden was another 1.4 laps back in sixth with Max Blake closing out the night 0.8 laps behind Baxter in seventh.



Birthday boy Stuart Gray helped set up and brought a tub of Cadbury chocolates for all



# Race Results



Who Came Where?

Who Scored What?



Steve Whittaker took a career best finish of 6<sup>th</sup> in GC



The forever smiling Julian Mills took a career best of 9<sup>th</sup> in GC



DERBY H:O RACING CLUB CHAMPIONSHIP RACE 728															Derby HO Racing Club Home of HO Le Mans														
Zandvoort - 29 April 2025 - Round 09 - GC Finals															Derby HO Racing Club Home of HO Le Mans														
MASTER POINTS TABLE (NM = NON MEMBER)															MASTER POINTS TABLE (NM = NON MEMBER)														
QUALIFYING					FINAL POSITIONS					FASTEST LAPS					BEST RACE LAPS (3 MINS)					POINTS TOTAL									
POS	JUNIOR	ADULT	LAPS	PTS	POS	ADULT	PTS	POS	ADULT	TIME	MPH	POS	ADULT	LAPS	POS	ADULT	LAPS	POS	ADULT	PTS									
1	JJ Hughes-Dowd	52.1	1	45	1	A Smith (A)	45	1	A Smith (A)	4.78	14.050	1	A Smith (A)	35.3	1	A Smith (A)	35.3	1	A Smith (A)	50									
2	JT Hughes-Dowd	46.2	2	38	2	C Bowles	38	2	L Pateman	4.87	13.790	2	C Bowles	34.1	2	C Bowles	34.1	2	C Bowles	38									
3	J Woodhouse	45.5	3	34	3	L Pateman	34	3	C Bowles	4.89	13.734	3	L Pateman	33.2	3	L Pateman	33.2	3	L Pateman	34									
4	L Whittaker	41.7	4	31	4	R Litherland	31	4	R Litherland	5.03	13.352	4	R Litherland	31.1	4	R Litherland	31.1	4	R Litherland	31									
5	J Graham	40.8	5	29	5	N Sismey (A)	29	5	N Sismey (A)	5.24	12.817	5	L Blacker	30.1	5	N Sismey (A)	30.1	5	N Sismey (A)	29									
6	B Crunden	40.5	6	28	6	S Whittaker (A)	28	5	L Blacker	5.24	12.817	6	N Sismey (A)	29.4	6	S Whittaker (A)	29.4	6	S Whittaker (A)	28									
7	M Blake	37.5	7	27	7	M Graham	27	7	D Hughes-Dowd	5.78	11.619	7	D Hughes-Dowd	27.5	7	L Blacker	27.5	7	L Blacker	27									
					8	A Woodhouse	26	8	S Gray (A)	5.96	11.268	8	S Whittaker (A)	25.5	8	S Gray (A)	25.5	8	S Gray (A)	26									
					8	D Hughes-Dowd	25	9	M Graham	6.13	10.956	9	A Woodhouse	25.1	9	J Mills	25.1	9	J Mills	25									
					10	S Gray (A)	24	9	A Woodhouse	6.13	10.956	10	S Gray (A)	24.5	10	C Blake	24.5	10	C Blake	24									
					11	L Blacker	23	11	S Whittaker (A)	6.18	10.867	11	M Graham	24.4	11	G Reynolds (A)	24.4	11	G Reynolds (A)	23									
					12	J Mills	22	12	J Mills	6.73	9.979	12	C Blake	23.1	12	D Hughes-Dowd	23.1	12	D Hughes-Dowd	22									
					13	C Blake	21	13	C Blake	7.02	9.567	13	J Mills	21.1	13	M Graham	21.1	13	M Graham	21									
					14	J Dudley (A)	20	14	J Dudley (A)	7.16	9.380	14	J Dudley (A)	20.3	14	A Woodhouse	20.3	14	A Woodhouse	20									
					15	G Reynolds (A)	19	15	G Reynolds (A)	7.34	9.150	15	G Reynolds (A)	19.8	15	J Dudley (A)	19.8	15	J Dudley (A)	19									
QUALIFYING					FINAL POSITIONS					FASTEST LAPS					BEST RACE LAPS (3 MINS)					POINTS TOTAL									
POS	JUNIOR	ADULT	LAPS	PTS	POS	JUNIOR	PTS	POS	JUNIOR	TIME	MPH	POS	JUNIOR	LAPS	POS	JUNIOR	LAPS	POS	JUNIOR	PTS									
1	JJ Hughes-Dowd	52.1	1	45	1	JT Hughes-Dowd	45	1	JJ Hughes-Dowd	5.75	11.680	1	JJ Hughes-Dowd	27.4	1	JT Hughes-Dowd	27.4	1	JT Hughes-Dowd	45									
2	JT Hughes-Dowd	46.2	2	38	2	JJ Hughes-Dowd	38	2	J Woodhouse	5.98	11.231	1	JT Hughes-Dowd	27.4	2	JJ Hughes-Dowd	27.4	2	JJ Hughes-Dowd	43									
3	J Woodhouse	45.5	3	34	3	J Woodhouse	34	3	JT Hughes-Dowd	6.27	10.711	3	J Woodhouse	23.7	3	J Woodhouse	23.7	3	J Woodhouse	34									
4	L Whittaker	41.7	4	31	4	L Whittaker	31	4	J Graham	6.37	10.543	4	L Whittaker	22.7	4	L Whittaker	22.7	4	L Whittaker	31									
5	J Graham	40.8	5	29	5	J Graham	29	5	B Crunden	6.42	10.461	5	J Graham	22.1	5	J Graham	22.1	5	J Graham	29									
6	B Crunden	40.5	6	28	6	B Crunden	28	6	M Blake	6.55	10.253	6	B Crunden	21.0	6	B Crunden	21.0	6	B Crunden	28									
7	M Blake	37.5	7	27	7	M Blake	27	7	L Whittaker	6.56	10.238	7	M Blake	19.9	7	M Blake	19.9	7	M Blake	27									

Derby HO Racing Club  
Home of HO Le Mans

Derby HO Racing Club  
Home of HO Le Mans

Final Points



Junior 'B' – Max Blake (7<sup>th</sup>), Baxter Crunden (6<sup>th</sup>), Jimmy Graham (5<sup>th</sup>) & winner Luca





<div> <div> Derby HO Racing Club www.dharc.co.uk </div> <div> DERBY H:O RACING CLUB CHAMPIONSHIP RACE 728 </div> <div> Derby HO Racing Club www.dharc.co.uk </div> </div>															
Zandvoort - 29 April 2025 - Round 09 - GC Finals															
QUALIFYING AND FINAL RACE RESULTS															
CL	NAME	GREEN		BLUE		QUAL	FIN	FIN	FINAL 1		FINAL 2		BEST		TOTAL
		LAPS	TIME	LAPS	TIME	LAPS	POS	PTS	LAPS	TIME	LAPS	TIME	LAPS	TIME	LAPS
A	A Smith (A)	34.8	4.80	31.2	4.84	66.0	A1	2.0	35.3	4.78			35.3	4.78	101.3
A	C Bowles	28.6	5.27	34.1	4.89	62.7	A2	1.5	30.9	5.12			34.1	4.89	93.6
A	L Pateman	29.3	5.10	33.2	4.98	62.5	A3	1.0	30.7	4.87			33.2	4.87	93.2
A	R Litherland	29.9	5.71	28.3	5.40	58.2	A4	2.5	31.1	5.35	24.6	5.03	31.1	5.03	113.9
A	N Sismey (A)	28.1	5.51	29.4	5.37	57.5	B2	1.5	27.9	5.24			29.4	5.24	85.4
A	S Whittaker (A)	24.4	6.24	25.5	6.20	49.9	B3	1.0	25.3	6.18			25.5	6.18	75.2
A	M Graham	22.1	6.49	24.4	6.65	46.5	E2	1.5	23.1	6.13			24.4	6.13	69.6
A	A Woodhouse	21.1	6.43	25.1	6.44	46.2	E3	1.0	20.5	6.13			25.1	6.13	66.7
A	D Hughes-Dowd	20.5	6.32	25.7	6.06	46.2	E1	2.0	27.5	5.78			27.5	5.78	73.7
A	S Gray (A)	21.7	7.13	23.5	7.06	45.2	C2	1.5	24.5	5.96			24.5	5.96	69.7
A	L Blacker	27.5	5.24	16.2	5.33	43.7	B4	2.5	30.1	5.26	25.1	5.35	30.1	5.24	98.9
A	J Mills	20.9	7.49	20.5	6.73	41.4	C3	1.0	21.1	6.87			21.1	6.73	62.5
A	C Blake	20.4	7.56	19.1	7.19	39.5	C4	2.5	23.1	7.02	18.5	7.39	23.1	7.02	81.1
A	J Dudley (A)	18.2	7.33	20.3	7.16	38.5	E4	0.5	18.5	7.89			20.3	7.16	57.0
A	G Reynolds (A)	18.5	7.85	19.4	7.34	37.9	D2	1.5	19.8	7.71			19.8	7.34	57.7
J	JJ Hughes-Dowd	27.4	5.75	24.7	6.23	52.1	A2	1.5	26.5				27.4	5.75	78.6
J	JT Hughes-Dowd	20.2	6.42	26.0	6.37	46.2	A1	2.0	27.4	6.27			27.4	6.27	73.6
J	J Woodhouse	22.9	6.60	22.6	6.53	45.5	A3	1.0	23.7	5.98			23.7	5.98	69.2
J	L Whittaker	20.4	8.03	21.3	6.92	41.7	A4	2.5	22.7	6.56	17.4	7.38	22.7	6.56	81.8
J	J Graham	19.5	7.10	21.3	6.77	40.8	B2	1.5	22.1	6.37			22.1	6.37	62.9
J	B Crunden	19.5	6.81	21.0	7.26	40.5	B3	1.0	20.7	6.42			21.0	6.42	61.2
J	M Blake	19.3	6.55	18.2	7.56	37.5	B4	0.5	19.9	7.29			19.9	6.55	57.4
TOTAL FEET										165,893.7	TOTAL LAPS		1,684.2		



Junior 'A' – Luca (4<sup>th</sup>), JJ Hughes-Dowd (2<sup>nd</sup>), Jenson Woodhouse (3<sup>rd</sup>)  
& winner JT Hughes-Dowd





# Everyone's Best Results At This Circuit



What are my Best Scores?  
Who Have I Beaten?



Early Parents' – Jim (15<sup>th</sup>), Andrew Woodhouse (14<sup>th</sup>), winner Dan (12<sup>th</sup>) & Mike Graham (13<sup>th</sup>)





### Zandvoort Best Off Chart 3 - GC

Qualifying					Fastest Laps					Race Laps				
Pos	Adult	Laps	MPH	Date	Pos	Adult	Time	MPH	Date	Pos	Adult	Laps	MPH	Date
1	A Smith (M)	71.9	13.413	17-Oct-23	1	A Smith (M)	4.33	15.510	17-Oct-23	1	A Smith (M)	39.2	14.626	17-Oct-23
2	L Pateman	66.8	12.462	02-May-23	2	L Pateman	4.67	14.381	15-Mar-22	2	L Pateman	35.3	13.171	02-May-23
3	S Goodlip (M)	63.6	11.865	10-Dec-24	3	R Litherland	4.72	14.229	17-Oct-23	3	S Goodlip (M)	34.4	12.835	10-Dec-24
4	C Bowles	62.7	11.697	29-Apr-25	4	S Goodlip (M)	4.87	13.790	17-Oct-23	4	C Bowles	34.1	12.723	29-Apr-25
5	N Sismey (M)	59.4	11.081	27-Sep-22	5	C Bowles	4.89	13.734	29-Apr-25	5	R Litherland	33.5	12.499	17-Oct-23
6	A Turnbull	58.7	10.951	15-Mar-22	6	G Peach (M)	5.10	13.168	17-Oct-23	6	N Sismey (M)	31.8	11.865	27-Sep-22
7	R Litherland	58.3	10.876	17-Oct-23	7	N Sismey (M)	5.24	12.817	29-Apr-25	7	G Peach (M)	31.5	11.753	17-Oct-23
8	P Rees (M)	57.2	10.671	17-Oct-23	7	L Blacker	5.24	12.817	29-Apr-25	8	A Turnbull	31.1	11.604	15-Mar-22
9	L Blacker	56.0	10.447	17-Oct-23	9	L Smith	5.25	12.792	27-Sep-22	9	P Rees (M)	30.7	11.454	17-Oct-23
10	D Garbett (M)	55.8	10.410	15-Mar-22	10	A Turnbull	5.29	12.695	02-May-23	10	L Smith	30.6	11.417	27-Sep-22
11	G Peach (M)	55.6	10.372	15-Mar-22	11	P Rees (M)	5.32	12.624	17-Oct-23	11	L Blacker	30.3	11.305	17-Oct-23
11	L Smith	55.6	10.372	10-Dec-24	12	D Turnbull	5.47	12.278	10-Dec-24	12	D Garbett (M)	28.5	10.634	15-Mar-22
13	D Turnbull	51.8	9.663	02-May-23	13	JJ Hughes-Dowd	5.57	12.057	10-Dec-24	13	D Hughes-Dowd	28.4	10.596	17-Oct-23
14	S Whittaker	49.9	9.309	29-Apr-25	14	D Garbett (M)	5.59	12.014	15-Mar-22	14	D Turnbull	27.8	10.372	27-Sep-22
15	A Stevenson	48.4	9.029	02-May-23	15	J Lawson	5.68	11.824	27-Sep-22	15	J Lamb	27.5	10.260	15-Mar-22
16	JJ Hughes-Dowd	48.3	9.011	02-May-23	16	D Hughes-Dowd	5.70	11.782	10-Dec-24	16	C Cooper	27.3	10.186	15-Mar-22
17	S Gray (M)	46.7	8.712	17-Oct-23	17	J Lamb	5.74	11.700	15-Mar-22	16	A Woodhouse	27.3	10.186	10-Dec-24
18	C Cooper	46.6	8.693	15-Mar-22	18	D Edwards	5.76	11.660	15-Mar-22	18	JJ Hughes-Dowd	27.1	10.111	10-Dec-24
18	J Lawson	46.6	8.693	27-Sep-22	19	C Cooper	5.77	11.639	15-Mar-22	19	S Gray (M)	26.5	9.887	17-Oct-23
20	M Graham	46.5	8.675	29-Apr-25	20	H Smith	5.94	11.306	27-Sep-22	19	A Stevenson	26.5	9.887	10-Dec-24
21	D Hughes-Dowd	46.2	8.619	29-Apr-25	21	A Stevenson	5.96	11.268	17-Oct-23	21	D Edwards	26.2	9.775	15-Mar-22
21	A Woodhouse	46.2	8.619	29-Apr-25	21	A Woodhouse	5.96	11.268	10-Dec-24	22	J Lawson	26.1	9.738	27-Sep-22
23	A Thompson	45.6	8.507	02-May-23	21	S Gray (M)	5.96	11.268	29-Apr-25	23	H Smith	25.8	9.626	27-Sep-22
24	R Lawson	45.0	8.395	27-Sep-22	24	A Thompson	5.97	11.249	02-May-23	24	R Lawson	25.5	9.514	27-Sep-22
25	H Smith	44.5	8.302	02-May-23	24	M Graham	5.97	11.249	10-Dec-24	24	S Whittaker	25.5	9.514	29-Apr-25
26	S Smith	43.4	8.096	02-May-23	26	JT Hughes-Dowd	6.05	11.101	10-Dec-24	26	S Smith	24.8	9.253	27-Sep-22
27	L Edwards	43.2	8.059	15-Mar-22	27	R Lawson	6.08	11.046	27-Sep-22	27	JT Hughes-Dowd	24.7	9.216	10-Dec-24
28	D Edwards	43.0	8.022	15-Mar-22	28	S Whittaker	6.18	10.867	29-Apr-25	28	M Graham	24.6	9.178	10-Dec-24
29	A Holliday	42.5	7.929	17-Oct-23	29	D Latham	6.23	10.780	17-Oct-23	29	D Latham	24.5	9.141	17-Oct-23
30	JT Hughes-Dowd	41.7	7.779	10-Dec-24	30	S Smith	6.34	10.593	02-May-23	30	A Thompson	23.5	8.768	02-May-23
31	J Mills	41.4	7.723	29-Apr-25	31	M Dutton	6.40	10.494	15-Mar-22	30	A Holliday	23.5	8.768	17-Oct-23
32	C Blake	39.5	7.369	29-Apr-25	32	A Holliday	6.53	10.285	17-Oct-23	32	L Edwards	23.4	8.731	15-Mar-22
33	M Dutton	39.2	7.313	10-Dec-24	33	J Mills	6.73	9.979	29-Apr-25	33	C Blake	23.1	8.619	29-Apr-25
34	J Lamb	38.6	7.201	15-Mar-22	34	L Edwards	6.84	9.819	15-Mar-22	34	M Dutton	21.5	8.022	10-Dec-24
35	D Latham	38.5	7.182	17-Oct-23	35	C Blake	7.02	9.567	29-Apr-25	35	J Mills	21.1	7.873	29-Apr-25
35	J Dudley (M)	38.5	7.182	29-Apr-25	36	J Dudley (M)	7.16	9.380	29-Apr-25	36	J Dudley (M)	20.3	7.574	29-Apr-25
37	G Reynolds (M)	37.9	7.070	29-Apr-25	37	G Reynolds (M)	7.34	9.150	29-Apr-25	37	G Reynolds (M)	19.8	7.388	29-Apr-25
Pos	Junior	Laps	MPH	Date	Pos	Junior	Time	MPH	Date	Pos	Junior	Laps	MPH	Date
1	JJ Hughes-Dowd	52.1	9.719	29-Apr-25	1	J Lawson	5.63	11.929	27-Sep-22	1	JJ Hughes-Dowd	27.4	10.223	29-Apr-25
2	L Bowles	50.8	9.477	02-May-23	2	JJ Hughes-Dowd	5.64	11.908	10-Dec-24	1	JT Hughes-Dowd	27.4	10.223	29-Apr-25
3	JT Hughes-Dowd	46.2	8.619	29-Apr-25	3	L Bowles	5.69	11.803	27-Sep-22	3	L Bowles	27.0	10.074	02-May-23
4	J Woodhouse	45.5	8.488	29-Apr-25	4	JT Hughes-Dowd	5.98	11.231	10-Dec-24	4	J Lawson	26.2	9.775	27-Sep-22
5	J Lawson	44.8	8.358	27-Sep-22	4	J Woodhouse	5.98	11.231	29-Apr-25	5	J Woodhouse	24.4	9.104	10-Dec-24
6	H Smith	44.5	8.302	02-May-23	6	H Smith	6.12	10.974	27-Sep-22	6	J Thompson	24.1	8.992	02-May-23
7	L Whittaker	41.7	7.779	29-Apr-25	7	J Graham	6.29	10.677	10-Dec-24	7	H Smith	23.1	8.619	02-May-23
8	J Thompson	41.0	7.649	02-May-23	8	J Thompson	6.33	10.610	02-May-23	8	L Whittaker	22.7	8.470	29-Apr-25
9	J Graham	40.8	7.611	29-Apr-25	9	B Crunden	6.42	10.461	29-Apr-25	9	J Graham	22.4	8.358	10-Dec-24
10	B Crunden	40.5	7.555	29-Apr-25	10	M Blake	6.55	10.253	29-Apr-25	10	B Crunden	21.0	7.835	29-Apr-25
11	M Blake	37.5	6.996	29-Apr-25	11	L Whittaker	6.56	10.238	29-Apr-25	11	T Stevenson	20.7	7.723	10-Dec-24
12	T Stevenson	33.4	6.231	17-Oct-23	12	E Woodhouse	6.90	9.733	10-Dec-24	12	M Blake	19.9	7.425	29-Apr-25
13	E Woodhouse	29.8	5.559	10-Dec-24	13	T Stevenson	7.01	9.580	10-Dec-24	13	E Woodhouse	17.5	6.529	10-Dec-24
14	E Doyle	16.7	3.115	27-Sep-22	14	E Doyle	8.20	8.190	27-Sep-22	14	E Doyle	14.6	5.447	27-Sep-22





Adult 'D' – Gordon Reynolds (11<sup>th</sup>) & first time winner Colin



# Championship Tables



Those All Important  
**Points!**

# Championship Leaders 29Apr25 After Round 09



## Adult

### Championship

Angus Smith

### Challenge

Lewis Blacker

### King of Speed

TBA

Top Adult Points at dhorcingham oval

## Junior

### Championship

JJ Hughes-Dowd

### Challenge

JJ Hughes-Dowd

### King of Speed

TBA

Top Junior Points at dhorcingham oval

## Other

### Masters (56+)

Angus Smith

### Early Parents

Andrew Woodhouse

### Alan Bullock

TBA

Winner of last Adult Club Night in August

### Bob Chadwick

TBA

Winner of last Adult Club Night in October

Key: Orange = New Leader, Green = Champion





Adult 'C' – Colin (10<sup>th</sup>), Julian (9<sup>th</sup>), Stuart (8<sup>th</sup>) & winner Lewis Blacker





DHORC Championship 2025 Round 09														
Pos	Competitor Name (Adults)	Wins	MIA F1 1 07-Jan	MIA GC 2 07-Jan	INT F1 3 28-Jan	CAD F1 4 18-Feb	CAD GC 5 18-Feb	MON GC 6 11-Mar	LB F1 7 01-Apr	ZAN F1 8 29-Apr	ZAN GC 9 29-Apr	Total 33 Scores	Best (75%) 25 Scores	Diff
1	A Smith (M)	4	38	50	41	39	38	36	50	50	50	392	392	
2	C Bowles	3	46	38	32	28	47	46	34	31	38	340	340	52
3	R Litherland	1	28	31	29	45	31	30	38	38	31	301	301	39
4	L Pateman		31	27	28	31	37	39	29	34	34	290	290	11
5	N Sismey (M)		27	26	34	27	27	28	28	29	29	255	255	35
6	L Blacker		26	29	27	22	29	25	27	27	27	239	239	16
7	C Blake		21	21	20	16	20	18	19	25	24	184	184	55
8	D Turnbull		25	25	26	25	28	24	25	DNS	DNS	178	178	6
9	S Goodlip (M)	1	31	34	46	DNS	DNS	31	31	DNS	DNS	173	173	5
10	D Latham		23	23	24	24	25	27	26	DNS	DNS	172	172	1
11	D Hughes-Dowd		18	19	19	20	14	13	13	22	22	160	160	12
12	S Gray (M)		DNS	DNS	23	18	23	17	24	28	26	159	159	1
13	A Woodhouse		20	18	16	13	16	14	15	20	20	152	152	7
14	A Stevenson		19	17	17	26	24	12	14	DNS	DNS	129	129	23
15	P Rees (M)		36	28	DNS	38	26	DNS	DNS	DNS	DNS	128	128	1
16	G Reynolds		DNS	DNS	DNS	19	19	16	21	24	23	122	122	6
16	S Whittaker (M)		DNS	DNS	15	12	15	15	11	26	28	122	122	
18	M Graham		17	20	18	DNS	DNS	DNS	12	21	21	109	109	13
19	L Smith		24	24	25	DNS	DNS	26	DNS	DNS	DNS	99	99	10
20	J Mills		DNS	DNS	DNS	DNS	DNS	21	23	23	25	92	92	7
21	M Blake		DNS	DNS	21	14	18	20	18	DNS	DNS	91	91	1
22	N Jarram		DNS	DNS	DNS	21	22	19	22	DNS	DNS	84	84	7
23	J Dudley		DNS	DNS	DNS	DNS	DNS	22	20	19	19	80	80	4
24	K Spink		DNS	DNS	DNS	17	21	23	18	DNS	DNS	79	79	1
25	M Dutton		22	22	22	DNS	DNS	DNS	DNS	DNS	DNS	66	66	13
26	J Wardle		DNS	DNS	DNS	15	17	10	17	DNS	DNS	59	59	7
27	JJ Hughes-Dowd		DNS	DNS	DNS	29	DNS	DNS	DNS	DNS	DNS	29	29	30
28	J Crunden		DNS	DNS	DNS	DNS	DNS	11	10	DNS	DNS	21	21	8
29	JT Hughes-Dowd		DNS	DNS	DNS	11	DNS	DNS	DNS	DNS	DNS	11	11	10
Pos	(Juniors)	Wins	720	721	722	723	724	725	726	727	728	Total	75%	Diff
1	JJ Hughes-Dowd	8	50	45	50	50	48	50	50	48	43	434	434	
2	JT Hughes-Dowd	1	31	43	38	34	40	DNS	31	38	45	300	300	134
3	J Woodhouse		38	34	DNS	38	34	38	34	34	34	284	284	16
4	L Whittaker		28	29	27	29	31	29	25	28	31	257	257	27
5	M Blake		DNS	DNS	26	31	29	31	24	27	27	195	195	62
6	J Graham		29	31	34	DNS	DNS	DNS	38	31	29	192	192	3
7	T Stevenson		34	28	31	DNS	DNS	27	28	DNS	DNS	148	148	44
8	B Crunden		DNS	DNS	DNS	DNS	DNS	28	27	31	28	114	114	34
9	Z Brazell		DNS	DNS	29	DNS	DNS	34	29	DNS	DNS	92	92	22
10	E Woodhouse		DNS	DNS	28	DNS	DNS	26	26	DNS	DNS	80	80	12
Pos	(Masters)	Wins	720	721	722	723	724	725	726	727	728	Total	75%	Diff
1	A Smith (M)	1	1.5	2.0	1.5	1.0	1.5	1.0	2.0	2.0	2.0	14.5	14.5	
2	N Sismey (M)	1	2.5	1.5	1.0	0.5	0.5	1.0	3.0	1.5	1.5	13.0	13.0	1.5
3	S Goodlip (M)	3	2.5	3.0	4.0	DNS	DNS	0.5	2.5	DNS	DNS	12.5	12.5	0.5
4	S Whittaker (M)	2	DNS	DNS	1.5	1.5	1.5	2.0	1.5	1.5	1	10.5	10.5	2.0
5	S Gray (M)		DNS	DNS	1.5	0.5	1.5	1.5	2.5	1.0	1.5	10.0	10.0	0.5
6	G Reynolds (M)	2	DNS	DNS	DNS	1.0	3.0	1.0	0.5	2.5	1.5	9.5	9.5	0.5
7	P Rees (M)	2	1.0	3.0	DNS	1.5	1.5	DNS	DNS	DNS	DNS	7.0	7.0	2.5
8	K Spink (M)	1	DNS	DNS	DNS	1.5	2.5	1.5	1.0	DNS	DNS	6.5	6.5	0.5
9	J Dudley (M)	1	DNS	DNS	DNS	DNS	DNS	1.0	1.5	0.5	0.5	5.5	5.5	1
Pos	(Early Parents)	Wins	720	721	722	723	724	725	726	727	728	Total	75%	Diff
1	A Woodhouse	3	2.0	1.0	0.5	2.0	2.0	1.5	2.0	1.0	1.0	13.0	13.0	
2	D Hughes-Dowd	2	1.0	1.5	2.0	N/A	N/A	1.0	1.0	2.0	2.0	10.5	10.5	2.5
3	M Graham	2	0.5	2.0	3.5	DNS	DNS	DNS	0.5	1.5	1.5	9.5	9.5	1.0
4	S Whittaker (M)	1	DNS	DNS	1.5	1.5	1.5	2.0	1.5	N/A	N/A	8.0	8.0	1.5
5	A Stevenson	1	1.5	0.5	1.0	N/A	N/A	0.5	3.5	DNS	DNS	7.0	7.0	1
6	J Dudley (M)		DNS	DNS	DNS	DNS	DNS	N/A	N/A	0.5	0.5	1.0	1.0	6





Adult 'B' – Lewis (7<sup>th</sup>), Steve (6<sup>th</sup>), Nick Sismey (5<sup>th</sup>) and winner Reuben Litherland





DHORC Final Challenge 2025 Round 09													
Pos	Competitor Name (Adult)	Wins	MIA F1 1 07-Jan	MIA GC 2 07-Jan	INT F1 3 28-Jan	CAD F1 4 18-Feb	CAD GC 5 18-Feb	MON GC 6 11-Mar	LB F1 7 01-Apr	ZAN F1 8 29-Apr	ZAN GC 9 29-Apr	Results	
												(33) Points	Turn Up Rate
1	L Blacker	6	1.5	1.5	2.5	7.0	1.5	1.0	0.5	2.5	2.5	20.5	100.00%
2	R Litherland	5	1.0	0.5	1.5	4.0	2.5	1.5	1.5	3.5	2.5	18.5	100.00%
3	L Smith	6	2.5	2.5	3.0	DNS	DNS	7.5	DNS	DNS	DNS	15.5	44.44%
4	A Smith (M)	4	1.5	2.0	1.5	1.0	1.5	1.0	2.0	2.0	2.0	14.5	100.00%
5	C Bowles	4	2.0	1.5	0.5	3.0	2.0	2.0	1.0	0.5	1.5	14.0	100.00%
6	L Pateman	2	1.5	0.5	1.0	0.5	1.0	5.5	1.5	1.0	1.0	13.5	100.00%
7	A Woodhouse	4	2.0	1.0	0.5	2.0	2.0	1.5	2.0	1.0	1.0	13.0	100.00%
7	N Sismey (M)	2	2.5	1.5	1.0	0.5	0.5	1.0	3.0	1.5	1.5	13.0	100.00%
9	S Goodlip (M)	5	2.5	3.0	4.0	DNS	DNS	0.5	2.5	DNS	DNS	12.5	55.56%
10	D Hughes-Dowd	3	1.0	1.5	2.0	1.5	0.0	1.0	1.0	2.0	2.0	12.0	100.00%
11	A Stevenson	2	1.5	0.5	1.0	1.5	2.5	0.5	3.5	DNS	DNS	11.0	77.78%
12	S Whittaker	1	DNS	DNS	1.5	1.5	1.5	2.0	1.5	1.5	1.0	10.5	100.00%
13	S Gray (M)	1	DNS	DNS	1.5	0.5	1.5	1.5	2.5	1.0	1.5	10.0	100.00%
13	C Blake	1	0.5	0.5	1.5	1.0	1.5	0.5	1.0	1.0	2.5	10.0	100.00%
15	M Graham	2	0.5	2.0	3.5	DNS	DNS	DNS	0.5	1.5	1.5	9.5	66.67%
15	G Reynolds (M)	2	DNS	DNS	DNS	1.0	3.0	1.0	0.5	2.5	1.5	9.5	85.71%
17	D Turnbull	1	1.0	1.0	1.5	1.0	3.0	0.5	1.0	DNS	DNS	9.0	77.78%
17	D Latham	1	1.5	1.5	0.5	2.5	1.0	0.5	1.5	DNS	DNS	9.0	77.78%
19	P Rees (M)	1	1.0	3.0	DNS	1.5	1.5	DNS	DNS	DNS	DNS	7.0	44.44%
20	M Blake	1	DNS	DNS	2.5	1.5	0.5	1.5	0.5	DNS	DNS	6.5	55.56%
20	K Spink (M)	1	DNS	DNS	DNS	1.5	2.5	1.5	1.0	DNS	DNS	6.5	57.14%
20	J Mills	1	DNS	DNS	DNS	DNS	DNS	0.5	3.5	1.5	1.0	6.5	100.00%
23	J Dudley (M)	1	DNS	DNS	DNS	DNS	DNS	1.0	3.5	0.5	0.5	5.5	100.00%
24	N Jarram		DNS	DNS	DNS	0.5	1.0	1.0	1.0	DNS	DNS	3.5	66.67%
24	J Wardle		DNS	DNS	DNS	0.5	1.5	0.0	1.5	DNS	DNS	3.5	66.67%
26	M Dutson		1.0	1.0	1.0	DNS	DNS	DNS	DNS	DNS	DNS	3.0	50.00%
27	JJ Hughes-Dowd		DNS	DNS	DNS	1.5	DNS	DNS	DNS	DNS	DNS	1.5	16.67%
27	JT Hughes-Dowd		DNS	DNS	DNS	1.5	DNS	DNS	DNS	DNS	DNS	1.5	16.67%
29	J Crunden		DNS	DNS	DNS	DNS	DNS	0.0	0.0	DNS	DNS	0.0	50.00%
Pos	(Junior)	Wins	720	721	722	723	724	725	726	727	728	Points	Rate
1	JJ Hughes-Dowd	8	2.0	2.0	2.0	2.0	2.0	2.0	2.0	2.0	1.5	17.5	100.00%
2	L Whittaker	4	1.0	1.5	2.5	1.5	2.5	3.5	1.0	1.0	2.5	17.0	100.00%
3	J Graham	3	1.5	2.5	1.0	DNS	DNS	DNS	3.5	2.5	1.5	12.5	66.67%
4	JT Hughes-Dowd	2	2.5	1.5	1.5	1.0	1.5	DNS	0.5	1.5	2.0	12.0	88.89%
5	M Blake	2	DNS	DNS	1.5	2.5	1.5	2.5	0.5	0.5	0.5	9.5	77.78%
5	J Woodhouse		1.5	1.0	DNS	1.5	1.0	1.5	1.0	1.0	1.0	9.5	88.89%
7	T Stevenson	1	1.0	1.0	2.5	DNS	DNS	0.5	1.0	DNS	DNS	6.0	71.43%
7	Z Brazell	1	DNS	DNS	1.5	DNS	DNS	1.0	3.5	DNS	DNS	6.0	42.86%
9	B Crunden		DNS	DNS	DNS	DNS	DNS	1.0	0.5	1.5	1.0	4.0	100.00%
10	E Woodhouse		DNS	DNS	1.0	DNS	DNS	1.0	1.5	DNS	DNS	3.5	42.86%
Turn Up Rates			100%	100%	93.10%	81.82%	75.76%	86.49%	91.89%	59.46%	59.46%	AVE	81.31%





Adult 'A' – Reuben (4<sup>th</sup>), Lee (3<sup>rd</sup>), winner Angus Smith & Chris (2<sup>nd</sup>)



# ZANDVOORT

## GROUP A

Y A SMITH  
G C BOWLES  
R R LITHERLAND  
B L PATGMAN

## GROUP D

Y L BLACKER  
G  
R J MILLS  
B

## GROUP G

Y J WOODHOUSE  
G J GRAHAM  
R M BLAKE  
B M GRAHAM

## GROUP B

Y N SIMEI  
G C BLAKE  
R G REYNOLDS  
B S GRAY

## GROUP E

Y  
G  
R  
B

## GROUP C

Y S WHITTAKER  
G D HUGHES-DOWD  
R J DUDLEY  
B A WOODHOUSE

## GROUP F

Y L WHITTAKER  
G JT HUGHES-DOWD  
R B CRUNDEN  
B JT HUGHES-DOWD

## F1

1 A  
2 ANGUS  
3 ROWEN  
LEE

J  
1 JJ  
2 JT  
3 JENSON

## GC

1 A  
2 ANGUS  
3 CHRIS  
LEE

J  
1 JT  
2 JT  
3 JENSON



# Members' Statistics

## ADULT STATISTICS 1992-2025 - AFTER DHORC 728

Sheet 1 of 5 (Note: Highlighted Names are Current 2025 Members, CS = Best Consecutive Results)

MEETINGS (Junior & Adult)			RACES (Junior & Adult)			DRIVER RANKING			FINALS WON		
ATTENDED			COMPLETED			RANKING			WON		
Pos	ADULT (1st Race)	No	Pos	ADULT	No	Pos	ADULT	SCORE	Pos	ADULT	No CS
1	P REES (07Jul92)	706	1	P REES	3,956	1	* A SMITH	1.950	1	L PATEMAN	290 (5)
2	N SISMEY (07Jul92)	675	2	N SISMEY	3,663	2	* S GOODLIP	2.388	2	P REES	255 (3)
3	L PATEMAN (01Sep92)	626	3	L PATEMAN	3,461	3	* J SISMEY	2.750	3	S GOODLIP	198 (4)
4	G PEACH (07Jan97)	457	4	G PEACH	2,548	4	* W LANDER	2.838	4	N SISMEY	183 (2)
5	S GOODLIP (01Jun93)	419	5	S GOODLIP	2,173	5	* M CHADWICK	3.813	5	M CHADWICK	117 (3)
6	P BARBER	363	6	P BARBER	2,102	6	* C BOWLES	4.000	6	J SISMEY	103 (4)
7	A McPEAKE	299	7	A BULLOCK	1,802	7	* R LITHERLAND	4.363	6	A SMITH	103 (5)
8	A BULLOCK	292	8	A McPEAKE	1,658	8	* L PATEMAN	4.525	8	G PEACH	102 (2)
9	M CHADWICK	287	9	R MASTERS	1,598	9	* J TAGUE	4.538	9	L SMITH	98 (3)
10	R MASTERS	280	10	M CHADWICK	1,537	10	* P REES	4.950	10	D McPEAKE	77 (2)
11	N LAMBERT	269	11	C ROYTHORNE	1,513	11	* T MEASHAM	5.113	11	A McPEAKE	66 (2)
12	C ROYTHORNE	249	12	N LAMBERT	1,479	12	* J NEALE	5.200	11	A BULLOCK	66 (2)
13	D McPEAKE	245	13	L SMITH (1,729)	1,377	13	* A TURNBULL	5.725	13	J TAGUE	64 (2)
14	D TURNBULL (07Nov13)	243	14	D McPEAKE	1,366	14	* N SISMEY	5.763	14	N LAMBERT	61 (2)
15	R SEAMAN	235	15	R SEAMAN	1,313	15	* K LYE	6.063	14	M ALLSOPP	61 (3)
16	L SMITH (29May07) (287)	234	16	J SISMEY (1,957)	1,303	16	* C ROYTHORNE	6.350	16	R SEAMAN	60 (2)
17	A SMITH (07Jul92)	221	17	M ALLSOPP	1,265	17	* G PEACH	6.438	17	W LANDER	56 (2)
18	J SISMEY (331)	211	18	D TURNBULL	1,229	18	* D GARBETT	6.450	18	C ROYTHORNE	55 (2)
19	M ALLSOPP	203	19	J LAMB	1,048	19	* A McPEAKE	6.488	18	L BLACKER	55 (3)
20	J LAMB	179	20	A SMITH	1,025	20	* R SEAMAN	6.550	20	R MASTERS	54 (2)
21	P LEVERS	166	21	S ANAND	976	21	* R BLAKE	7.125	21	S ANAND	53 (3)
22	J TAGUE	165	22	P LEVERS	957	22	* T CHADWICK	7.250	22	J LAMB	49 (3)
23	S ANAND	154	23	J LYMER	948	22	* S ANAND	7.250	23	P LEVERS	48 (2)
24	C BOWLES (28Mar95) (228)	152	24	J TAGUE	858	24	* A BULLOCK	7.438	24	A HOLLIDAY	43 (3)
25	J LYMER	146	25	K ALCOCK	848	25	* M ALLSOPP	7.488	25	C BOWLES	42 (3)
26	S GRAY (10Apr18)	142	26	D EDWARDS	801	26	* R CROSSLAND	8.175	26	I BRENTNALL	41 (3)
27	D EDWARDS	139	27	1095	693	27	* L BLACKER	8.200	26	P BARBER	41 (2)
28	K ALCOCK	131	28	G WESTON	682	28	* L SMITH	8.325	28	J LYMER	38 (2)
29	A HOLLIDAY	123	29	A HOLLIDAY	679	29	* D McPEAKE	8.563	29	D TURNBULL	36 (3)
30	L BLACKER (30Apr19)	122	30	W LANDER	661	30	* D BRENTNALL	8.838	30	JJ HUGHES-DOWD	35 (4)
31	B JOHNSON (29Mar94)	121	31	L EDWARDS	654	31	* K PAYNE	8.850	31	G WESTON	33 (2)
32	L EDWARDS	116	32	J HOLMES	639	32	* J ROYTHORNE	8.938	32	B JOHNSON	31 (3)
33	S SMITH	115	33	S GRAY	584	33	* J LEVERS	9.063	33	K ALCOCK	30 (3)
33	R LAWSON (03Mar15)	115	34	B JOHNSON	583	34	* A DAVIES	9.138	34	D EDWARDS	29 (2)
35	G WESTON	113	35	S SMITH	581	35	* P LEVERS	9.188	34	D GARBETT	29 (2)
36	C HENRY	109	36	R LAWSON	577	36	* J LYMER	9.288	34	A TURNBULL	29 (2)
36	D GARBETT	109	37	C HENRY	552	37	* D TURNBULL	9.375	37	R BLAKE	26 (2)
38	W LANDER	104	38	D GARBETT	523	38	* JJ HUGHES-DOWD	9.400	37	R LITHERLAND	26 (2)
39	J HOLMES	98	39	I BRENTNALL	511	39	* S PANK	9.775	39	D BRENTNALL	25 (5)
40	I BRENTNALL	94	40	L BLACKER	504	40	* D PASSELL	9.850	39	M ROGERS	25 (3)
41	T DINGLEY	87	41	R CROSSLAND	456	41	* J LAMB	10.063	39	J HOLMES	25
42	A TURNBULL (238)	86	42	T DINGLEY	455	42	* T DINGLEY	10.125	42	J NEALE	24 (2)
43	R CROSSLAND	81	43	J ROYTHORNE	432	43	* I BRENTNALL	10.325	43	J LEVERS	22 (3)
43	R LITHERLAND (21May13) (233)	81	44	R BLAKE	383	44	* M KNIGHTON	10.363	43	R CROSSLAND	22 (2)
45	A STAMPER	76	45	A TURNBULL (1,287)	382	45	* G WESTON	10.375	45	S MINNIS	21 (3)
46	D HUGHES-DOWD (18Oct22)	71	46	A STAMPER	366	46	* B JOHNSON	10.425	45	S PANK	21 (2)
47	S PANK	69	47	S PANK	364	47	* D EDWARDS	10.438	45	T DINGLEY	21
47	J ROYTHORNE	69	48	J LITHERLAND	362	48	* M ROGERS	10.463	48	J ROYTHORNE	20 (2)
49	S MINNIS	67	49	S MINNIS	356	49	* D HUGHES-DOWD	11.050	49	C HENRY	19
50	A WOODHOUSE (08Aug22)	65	50	J LEVERS	322	50	* D LATHAM	11.138	50	A FEARN	18 (2)

(Driver Ranking = Average Position in Qualifying, Final Position, Fastest Lap & Race Laps Over Last 20 club nights)



## ADULT STATISTICS 1992-2025 - AFTER DHORC 728

Sheet 2 of 5 (Note: Highlighted Names are Current 2025 Members, CS = Best Consecutive Results)

MEETINGS (Junior & Adult)			RACES (Junior & Adult)			DRIVER			FINALS		
ATTENDED			COMPLETED			RANKING			WON		
Pos	ADULT (1st Race)	No	Pos	ADULT	No	Pos	ADULT	SCORE	Pos	ADULT	No CS
51	JJ HUGHES-DOWD (18Oct22) (140)	64	51	A FEARN (380)	319	51	* JT HUGHES-DOWD	11.338	51	S GRAY	17
52	R BLAKE	62	52	J NEALE	318	52	* S MINNIS	11.400	52	S LANDER	14 (2)
52	J LITHERLAND	62	53	M ROGERS	308	53	* J HOLMES	12.350	53	T CHADWICK	13 (2)
54	J NEALE	60	54	R LITHERLAND (1,210)	293	54	* A HOLLIDAY	12.463	53	D HUGHES-DOWD	13
55	A STEVENSON (18Oct22)	58	55	M MARTINEZ	289	55	* A WOODHOUSE	12.525	55	J HITCHCOCK	12 (2)
56	M ROGERS	57	56	K LYE	263	56	* K ALCOCK	12.613	55	P FOXLEY	12 (2)
57	J LEVERS	53	57	G SCHULE	258	57	* A FEARN	12.625	55	R LAWSON	12
58	G SCHULE	52	58	C BULLOCK (639)	248	58	* M STURGESS	12.675	58	T MEASHAM	11
58	D LATHAM (21Feb23)	52	59	D HUGHES-DOWD	240	59	* N LAMBERT	12.950	58	S SMITH	11
60	A FEARN	49	60	D BRENTNALL	225	60	* P FOXLEY	12.963	58	H SMITH	11
60	M MARTINEZ	49	60	T CHADWICK (999)	225	61	* H SMITH	13.138	58	J LAWSON	11 (3)
62	D OLIVER	45	62	D OLIVER	216	62	* G SCHULE	13.238	62	D WALKER	10
62	M DUTSON (15Mar22)	45	63	D WALKER	212	63	* S GRAY	13.286	62	D PASSELL	10 (2)
64	D WALKER	42	64	A DAVIES	211	64	* J TETLEY	13.313	62	L EDWARDS	10
64	K LYE	42	65	T MEASHAM (758)	208	65	* J LAWSON	13.488	65	S DUNN	9 (2)
66	D BRENTNALL	41	66	A WOODHOUSE	207	66	* C HENRY	13.763	65	K LYE	9
67	A THOMPSON	39	67	M KNIGHTON	206	67	* D GREEN	13.850	67	G LAMBERT	8 (4)
68	M KNIGHTON	36	68	J CHELL	202	68	* R LAWSON	13.950	67	J LITHERLAND	8
68	T CHADWICK (183)	36	69	A STEVENSON	196	68	* S SMITH	13.950	67	C COOPER	8
68	C BULLOCK (102)	36	70	D PASSELL	191	70	* J LITHERLAND	14.125	67	JT HUGHES-DOWD	8 (2)
71	S DUNN	35	71	S DUNN	183	71	* A STAMPER	14.300	67	D LATHAM	8
72	D PASSELL	34	72	A THOMPSON	179	72	* R MASTERS	14.325	72	R CHADWICK	7 (2)
72	A DAVIES	34	73	D LATHAM	178	73	* A STEVENSON	14.338	72	A DAVIES	7
72	M GRAHAM (20Feb24)	34	74	P FOXLEY	172	74	* M HOLLAND	14.375	74	M JUBB	6
75	T MEASHAM (126)	33	75	G LAMBERT	168	75	* M GRAHAM	14.388	74	A STAMPER	6
76	G LAMBERT	32	76	M STURGESS	163	76	* N CHATTLE	14.488	74	C BULLOCK	6
76	P FOXLEY	32	77	S SUMNER	157	77	* B BRUCE	14.563	74	K PAYNE	6
78	J CHELL	30	78	B BRUCE	148	78	* L EDWARDS	14.800	74	J TETLEY	6 (2)
79	M STURGESS	29	79	R CHADWICK	146	79	* M DUTSON	14.838	74	T BALDOCK	6
79	JT HUGHES-DOWD (20Feb24) (65)	29	80	J TETLEY	143	80	* C BULLOCK	15.138	74	A WOODHOUSE	6
81	R HITCHCOCK	27	81	K PAYNE	140	81	* D OLIVER	15.688	81	C SCHOFIELD	5 (2)
81	R CHADWICK	27	82	R HITCHCOCK	138	82	* S DUNN	15.963	81	AJ McPEAKE	5 (2)
83	S SUMNER	26	83	M HOLLAND	129	83	* A THOMPSON	16.063	81	I HOLLAND	5
84	B BRUCE	25	84	J HITCHCOCK	127	84	* G LAMBERT	16.175	81	M TANSLEY	5
85	C STANNARD	24	84	M DUTSON	127	85	* S SUMNER	16.425	81	D OLIVER	5
85	H SMITH (137)	24	86	C SCHOFIELD	124	86	* M MARTINEZ	16.763	81	D GREEN	5
85	J LAWSON (18Aug15) (108)	24	87	I HOLLAND	120	87	* J CHELL	17.138	81	J CHELL	5
88	I HOLLAND	23	87	D GREEN	120	88	* C STANNARD	17.325	81	R JAMES	5
88	J HITCHCOCK	23	89	N CHATTLE	119	89	* R HITCHCOCK	18.063	89	S REVITT	4 (2)
88	C SCHOFIELD	23	90	S LANDER	118	90	* C SCHOFIELD	18.113	89	R HITCHCOCK	4
88	D GREEN	23	90	C STANNARD	118	91	* D WALKER	18.163	89	M KNIGHTON	4
88	M HOLLAND	23	92	T HAGUES	111	92	* P BARBER	18.938	89	M STURGESS	4
88	K PAYNE	23	93	M GRAHAM	107	93	* J HITCHCOCK	21.388	89	M BLOOD	4
94	J TETLEY	21	94	R JAMES	105	94	* R CHADWICK	22.013	94	S PATCHING	3
95	N CHATTLE	20	95	C CARRINGTON	100	95	* I HOLLAND	22.288	94	C NORRIS	3
96	M JUBB	19	96	M JUBB	99	N/A	T BALDOCK	2.583	94	J HENRY	3
97	C CARRINGTON	18	97	C BRADFORD	97	N/A	S REVITT	3.792	94	C CARRINGTON	3
97	T HAGUES	18	98	JJ HUGHES-DOWD (349)	96	N/A	S LANDER	4.485	94	A HUGHES	3
99	N MAFFIN	17	99	P MELLOR	93	N/A	AJ McPEAKE	6.659	94	M HOLLAND	3
99	S LANDER	17	100	N MAFFIN	82	N/A	A HUGHES	6.792	94	C STANNARD	3



## ADULT STATISTICS 1992-2025 - AFTER DHORC 728

Sheet 3 of 5 (Note: Highlighted Names are Current 2025 Members, CS = Best Consecutive Results)

MEETINGS (Junior & Adult)			RACES (Junior & Adult)			DRIVER RANKING		FINALS WON		
ATTENDED			COMPLETED			ADULT		ADULT		
Pos	ADULT (1st Race)	No	Pos	ADULT	No	Pos	SCORE	Pos	No	CS
99	P MELLOR	17	101	P COCKBILL	81	N/A	8.000	101	H VD HEUVEL	2 (2)
99	C BRADFORD	17	102	D LEVERTON	75	N/A	9.250	101	J KELLY	2
99	C COOPER	17	103	M TANSLEY	73	N/A	10.357	101	C SLATER	2 (2)
104	P COCKBILL	16	104	YAN SHEN	68	N/A	10.417	101	YAN SHEN	2
105	R JAMES	15	105	J KELLY	67	N/A	10.500	101	I HALL	2
106	M TANSLEY	14	106	S REVITT	63	N/A	10.625	101	S SUMNER	2
106	L BOWLES (92)	14	107	M WATTS (130)	61	N/A	11.000	101	B BRUCE	2
108	J KELLY	13	107	C COOPER	61	N/A	11.194	101	C BRADFORD	2
108	D LEVERTON	13	109	J McDONALD (98)	60	N/A	11.500	101	M MARTINEZ	2
110	S REVITT	12	110	M BLOOD	58	N/A	11.639	101	L BOWLES	2
110	P PURKIS	12	110	W BLURTON	58	N/A	12.125	101	M GRAHAM	2
110	M WATTS (25)	12	110	F HOLMES (827)	58	N/A	12.650	101	A STEVENSON	2
110	T STACEY	12	113	I HALL	57	N/A	12.925	101	G REYNOLDS	2
114	AJ McPEAKE (76)	11	113	T STACEY	57	N/A	13.250	114	R GILLARD	1
114	YAN SHEN	11	115	T CASH	54	N/A	13.271	114	D ROYTHORNE	1
114	S WHITTAKER (26Nov24)	11	116	N WRIGHT	52	N/A	13.500	114	P COCKBILL	1
117	R GILLARD	10	117	AJ McPEAKE (376)	50	N/A	13.500	114	J JOHNSON	1
117	A DOBBINS	10	117	T BALDOCK	50	N/A	13.500	114	G SCHULE	1
117	I HALL	10	119	R GILLARD	49	N/A	13.556	114	M WATTS	1
117	J McDONALD (16)	10	119	A DOBBINS	49	N/A	13.773	114	B GEBAUERS	1
121	N WRIGHT	9	119	D KENNING	49	N/A	14.083	114	G CLARK	1
121	M BLOOD	9	122	P PURKIS	47	N/A	14.111	114	L COPLEY	1
121	T BALDOCK	9	123	A LEE	46	N/A	14.688	114	A DOBBINS	1
121	T CASH	9	123	Z MIDDLETON	46	N/A	14.844	114	C WILKINSON	1
121	F HOLMES (139)	9	125	Da BUCKLEY	43	N/A	14.917	114	R HILL	1
121	C BLAKE (07Jan25)	9	125	J LAWSON (459)	43	N/A	15.000	114	N CHATTLE	1
127	C NORRIS	8	127	A HUGHES (414)	42	N/A	15.125	114	C ATKINSON	1
127	Da BUCKLEY	8	127	H SMITH (637)	42	N/A	15.313	114	A THOMPSON	1
127	W BLURTON	8	129	P WRIGHT	40	N/A	15.438	114	A LEE	1
127	D KENNING	8	130	G CLARK	39	N/A	15.500	114	D LLOYD	1
131	S PATCHING	7	130	S WHITTAKER	39	N/A	15.575	114	Z MIDDLETON	1
131	G CLARK	7	132	S PATCHING	38	N/A	15.617	114	T STACEY	1
131	J HENRY (134)	7	132	C NORRIS	38	N/A	15.750	114	F HOLMES	1
131	R HILL	7	134	J HENRY (695)	37	N/A	15.750	114	J McDONALD	1
131	L ELMORE	7	134	JT HUGHES-DOWD (155)	37	N/A	15.833	114	J GRAHAM	1
136	D HARROP	6	136	C WILKINSON	35	N/A	15.846	114	M BLAKE	1
136	D HART	6	136	YUAN ZHI	35	N/A	15.850	114	K SPINK	1
136	P WRIGHT	6	136	L ELMORE	35	N/A	15.875	114	S WHITTAKER	1
136	C WILKINSON	6	139	C BLAKE	34	N/A	16.000	114	J MILLS	1
136	A HUGHES (67)	6	140	D BUCKLEY	33	N/A	16.071	114	J DUDLEY	1
136	Ch HOLLAND	6	141	R HILL	32	N/A	16.083	114	C BLAKE	1
136	D BUCKLEY	6	142	D HART	30	N/A	16.156			
136	YUAN ZHI	6	142	D HARROP	30	N/A	16.167			
136	A LEE	6	142	Ch HOLLAND	30	N/A	16.179			
136	Z MIDDLETON	6	145	St BOWMAN	29	N/A	16.250			
136	S KERR	6	145	C BLURTON	29	N/A	16.375			
136	G REYNOLDS (18Feb25)	6	147	R SPENCER	28	N/A	16.375			
148	R SPENCER	5	148	C ATKINSON	27	N/A	16.469			
148	J MELLOR (87)	5	149	K JEFFRIES	26	N/A	16.500			
148	C BLURTON	5	150	L COPLEY	25	N/A	16.611			

# ADULT STATISTICS 1992-2025 - AFTER DHORC 728

Sheet 4 of 5 (Note: Highlighted Names are Current 2025 Members, CS = Best Consecutive Results)

MEETINGS (Junior & Adult)			RACES (Junior & Adult)			DRIVER RANKING		FINALS WON		
ATTENDED			COMPLETED			RANKING		WON		
Pos	ADULT (1st Race)	No	Pos	ADULT	No	Pos	ADULT	SCORE	Pos	ADULT
148	M BLAKE (12)	5	150	D LLOYD	25	N/A	M WATTS	16.625		
152	B GEBAUERS	4	152	G REYNOLDSS	24	N/A	C NORRIS	16.714		
152	C ROBINSON	4	153	S SIDDONS	23	N/A	G REYNOLD	16.833		
152	S HENDRY	4	154	S KERR	22	N/A	J DUDLEY	16.875		
152	C ATKINSON	4	155	B GEBAUERS	21	N/A	T CASH	16.889		
152	K JEFFRIES	4	156	C ROBINSON	20	N/A	G HADDON	17.000		
152	W PARKIN	4	156	S HENDRY	20	N/A	D HARROP	17.500		
152	St BOWMAN	4	158	L BOWLES (372)	19	N/A	St BOWMAN	17.500		
152	J WARDLE (18Feb25)	4	159	W PARKIN	17	N/A	YAN SHEN	17.636		
152	K SPINK (18Feb25)	4	159	K SPINK	17	N/A	I HALL	17.650		
152	N JARRAM (18Feb25)	4	159	J DUDLEY	17	N/A	L ZHOU	17.750		
152	J DUDLEY (11Mar25)	4	159	J MILLS	17	N/A	J CRUNDEN	17.750		
152	J MILLS (11Mar25)	4	163	J JOHNSON	16	N/A	M BLAKE	17.800		
164	H VD HEUVEL	3	163	J MELLOR (497)	16	N/A	C ROBINSON	18.000		
164	J JOHNSON	3	163	N JARRAM	16	N/A	N MAFFIN	18.103		
164	S ALLDREAD	3	166	S ALLDREAD	15	N/A	D HART	18.208		
164	L COPLEY	3	166	S BENNETT	15	N/A	T HAGUES	18.236		
164	S SIDDONS	3	166	J WARDLE	15	N/A	C BRADFORD	18.279		
164	D LLOYD	3	169	H VD HEUVEL	14	N/A	D BUCKLEY	18.333		
164	S BENNETT	3	169	P ZIMMERMANN	14	N/A	J ASHCROFT	18.375		
171	D ROYTHORNE	2	169	L HENDERSON	14	N/A	B FAHRNER	18.750		
171	J ASHCROFT	2	172	D ROYTHORNE	11	N/A	Ch HOLLAND	18.792		
171	A CARTER	2	173	J ASHCROFT	10	N/A	C BLURTON	18.800		
171	B FAHRNER	2	173	A CARTER	10	N/A	B GEBAUERS	18.875		
171	L ZHOU	2	173	B FAHRNER	10	N/A	S HENDRY	19.188		
171	B COOK	2	173	B COOK	10	N/A	D ROYTHORNE	19.375		
171	J FLETCHER	2	173	J FLETCHER	10	N/A	M JUBB	19.408		
171	L HAYMES	2	173	L HAYMES	10	N/A	S BENNETT	19.417		
171	J GRAHAM (32)	2	179	L ZHOU	9	N/A	J JOHNSON	19.500		
171	J CRUNDEN (11Mar25)	2	180	J CRUNDEN	8	N/A	A HARTLEY	19.750		
181	S WHITE	1	181	C SLATER	7	N/A	W PARKIN	19.813		
181	P DUNNE	1	182	T MAKUNI	6	N/A	T MAKUNI	20.000		
181	A HARTLEY	1	182	M BLAKE (35)	6	N/A	J WARDLE	20.688		
181	C SLATER	1	184	S WHITE	5	N/A	P DUNNE	20.750		
181	P ZIMMERMANN	1	184	R HEATON	5	N/A	P MELLOR	20.882		
181	L HENDERSON	1	184	A HARTLEY	5	N/A	A CARTER	21.625		
181	G HADDON (26)	1	184	G HADDON (143)	5	N/A	L ELMORE	21.786		
181	T MAKUNI	1	188	P DUNNE	4	N/A	P PURKIS	22.667		
181	R HEATON	1	189	J GRAHAM (97)	3	N/A	H VD HEUVEL	22.917		



## ADULT STATISTICS 1992-2025, AFTER DHORC 728

Sheet 5 of 5 (Note: Highlighted Names are Current 2025 Members, CS = Best Consecutive Results)

POLES				IQR's				WINS				FASTEST LAPS				BEST RACE LAPS				CHAMPIONSHIPS	
Pos	ADULT	No	CS	Pos	ADULT	No	CS	Pos	ADULT	No	CS	Pos	ADULT	No	CS	Pos	ADULT	No	CS	YEAR	ADULT
1	L PATEMAN	132	(7)	1	L PATEMAN	516	(19)	1	L PATEMAN	124	(4)	1	L PATEMAN	292	(14)	1	L PATEMAN	192	(6)	1992	N SISMEY
2	S GOODLIP	103	(7)	2	N SISMEY	408	(5)	2	S GOODLIP	100	(5)	2	A SMITH	84	(4)	2	N SISMEY	91	(5)	1993	J TAGUE
3	M CHADWICK	101	(9)	3	S GOODLIP	365	(6)	3	N SISMEY	86	(4)	3	S GOODLIP	73	(5)	3	A SMITH	89	(3)	1994	J TAGUE
4	N SISMEY	96	(3)	4	M CHADWICK	304	(10)	4	M CHADWICK	83	(7)	4	N SISMEY	51	(4)	4	S GOODLIP	84	(5)	1995	J TAGUE (3)
5	A SMITH	85	(4)	5	J SISMEY	210	(8)	5	A SMITH	72	(3)	5	J TAGUE	48	(5)	5	M CHADWICK	66	(3)	1996	M CHADWICK
6	J SISMEY	50	(4)	6	A SMITH	213	(7)	6	J SISMEY	59	(3)	6	J SISMEY	38	(4)	6	J SISMEY	39	(3)	1997	M CHADWICK
7	W LANDER	42	(11)	7	W LANDER	183	(16)	7	W LANDER	41	(9)	7	W LANDER	28	(9)	7	W LANDER	37	(11)	1998	N SISMEY
8	J TAGUE	26	(4)	8	J TAGUE	126	(5)	8	P REES	34	(2)	8	M CHADWICK	22	(2)	8	J TAGUE	28	(3)	1999	N SISMEY
9	P REES	21	(2)	9	P REES	109	(3)	9	J TAGUE	28	(4)	9	P REES	14	(3)	9	P REES	28	(2)	2000	M CHADWICK
10	A McPEAKE	16		10	A McPEAKE	101	(4)	10	A McPEAKE	16	(2)	10	A McPEAKE	13	(2)	10	A McPEAKE	13		2001	M CHADWICK
11	J LYMER	14		11	J NEALE	45	(6)	11	J LYMER	13	(2)	11	J NEALE	8	(2)	11	L SMITH	10	(2)	2002	S GOODLIP
12	J NEALE	9	(3)	12	L SMITH	39	(2)	12	J NEALE	9	(2)	12	L SMITH	7		12	D GARBETT	7		2003	L PATEMAN
13	L SMITH	7		13	J LYMER	36	(3)	13	S ANAND	5		13	C ROYTHORNE	6		13	J NEALE	6		2004	L PATEMAN
14	T BALDOCK	5	(2)	14	D GARBETT	30	(3)	13	M ALLSOPP	5		13	C BOWLES	6	(2)	13	M ALLSOPP	6		2005	M CHADWICK (5)
15	D GARBETT	5		15	S ANAND	25	(2)	13	T BALDOCK	5		15	D GARBETT	5		15	J LYMER	5		2006	W LANDER
16	S ANAND	3		16	M ALLSOPP	21	(2)	13	C BOWLES	5	(2)	16	T BALDOCK	4		16	T CHADWICK	4		2007	W LANDER
16	S REVITT	3	(2)	17	T BALDOCK	19	(8)	17	C ROYTHORNE	4		16	T CHADWICK	4		16	T BALDOCK	4	(2)	2008	W LANDER (3)
16	P LEVERS	3		18	G PEACH	18	(3)	17	L SMITH	4	(2)	16	A BULLOCK	4		16	JJ HUGHES-DOWD	4		2009	J SISMEY
16	J LAMB	3		19	A TURNBULL	15	(2)	17	D GARBETT	4		19	D BRENTNALL	3		16	C BOWLES	4	(2)	2010	L PATEMAN
16	C BOWLES	3		20	C ROYTHORNE	12	(2)	17	A TURNBULL	4		19	G PEACH	3		20	S ANAND	3		2011	L PATEMAN
21	S LANDER	2		20	S LANDER	12	(2)	21	S LANDER	3		19	J LYMER	3		21	S REVITT	2	(2)	2012	L PATEMAN (5)
21	D McPEAKE	2		22	D McPEAKE	11		21	G PEACH	3		19	J LAMB	3		21	D BRENTNALL	2		2013	J SISMEY
21	A BULLOCK	2		23	S REVITT	10	(5)	21	JJ HUGHES-DOWD	3		23	S REVITT	2		21	D McPEAKE	2		2014	J SISMEY (3)
21	C ROYTHORNE	2		23	T CHADWICK	10		21	R LITHERLAND	3		23	A DAVIES	2	(2)	21	R BLAKE	2		2015	N SISMEY (4)
21	G PEACH	2	(2)	23	A BULLOCK	10	(3)	25	S REVITT	2		23	A TURNBULL	2		21	K LYE	2		2016	S GOODLIP
21	A TURNBULL	2		26	T MEASHAM	9		25	AJ McPEAKE	2		26	M ROGERS	1		21	P LEVERS	2		2017	S GOODLIP
21	R LITHERLAND	2		26	P LEVERS	9		25	R SEAMAN	2		26	I BRENTNALL	1		21	J LAMB	2		2018	S GOODLIP
28	T MEASHAM	1		26	J LAMB	9	(3)	25	D McPEAKE	2		26	AJ McPEAKE	1		21	C ROYTHORNE	2		2019	A SMITH
28	K LYE	1		26	R LITHERLAND	9	(2)	25	T CHADWICK	2		26	D McPEAKE	1		21	G PEACH	2		2020	N/A
28	A DAVIES	1		30	C BOWLES	10	(2)	25	J LAMB	2		26	B JOHNSON	1		21	A TURNBULL	2		2021	A SMITH
28	JJ HUGHES-DOWD	1		31	N LAMBERT	7		31	K LYE	1		26	S LANDER	1		31	M ROGERS	1		2022	A SMITH
28	D HUGHES-DOWD	1		32	T DINGLEY	6		31	R HILL	1		26	R SEAMAN	1		31	S MINNIS	1		2023	S GOODLIP (5)
				33	AJ McPEAKE	5	(2)	31	R BLAKE	1		26	G WESTON	1		31	I BRENTNALL	1		2024	A SMITH (4)
				33	R SEAMAN	5	(3)	31	P LEVERS	1		26	T MEASHAM	1		31	S PANK	1			
				33	J LEVERS	5		31	J ROYTHORNE	1		26	J LEVERS	1		31	T DINGLEY	1			
				36	M ROGERS	4		31	S SMITH	1		26	R BLAKE	1		31	S LANDER	1			
				36	S MINNIS	4						26	S ANAND	1		31	G WESTON	1			
				36	K LYE	4						26	P LEVERS	1		31	J LEVERS	1			
				39	D BRENTNALL	3						26	J ROYTHORNE	1		31	R HILL	1			
				39	R BLAKE	3						26	K ALCOCK	1		31	S SUMNER	1			
				39	R CROSSLAND	3						26	JJ HUGHES-DOWD	1		31	R CROSSLAND	1			
				42	I BRENTNALL	2						26	M GRAHAM	1		31	J ROYTHORNE	1			
				42	R MASTERS	2						26	R LITHERLAND	1		31	S SMITH	1			
				44	P FOXLEY	1															
				44	S PANK	1															
				44	G WESTON	1															
				44	A FEARN	1															
				44	K PAYNE	1															
				44	J ROYTHORNE	1															
				44	K ALCOCK	1															
				44	A DAVIES	1															
				44	JJ HUGHES-DOWD	1															
				44	J CHELL	1															
				44	D HUGHES-DOWD	1															

IQR Means Individual Qualifying Rounds I.E. Yellow, Green, Red and Blue Lane on a Normal Club Night

# JUNIOR STATISTICS 1992-2025 - AFTER DHORC 728

Sheet 1 of 4 (Note: Highlighted Names are Current 2025 Members, CS = Best Consecutive Results)

MEETINGS ATTENDED			RACES COMPLETED			DRIVER RANKING			FINALS WON		
Pos	JUNIOR (1st Race)	No	Pos	JUNIOR	No	Pos	JUNIOR	SCORE	Pos	JUNIOR	No CS
1	A TURNBULL	152	1	R LITHERLAND	917	1	* L SMITH	1.113	1	R LITHERLAND	61 (5)
1	R LITHERLAND	152	2	A TURNBULL	905	2	* A HUGHES	1.175	2	J HENRY	59 (3)
3	T CHADWICK	147	3	L TURNBULL	807	3	* AJ McPEAKE	1.275	3	A HALL	56
4	L TURNBULL	133	4	T CHADWICK	774	4	* J MELLOR	1.400	3	A TURNBULL	56 (2)
5	F HOLMES	130	5	F HOLMES	769	5	* J HENRY	1.438	5	T CHADWICK	51
6	G REYES-ENGLAND	128	6	G REYES-ENGLAND	766	6	* JJ HUGHES-DOWD	1.463	6	J SISMEY	47
7	J HENRY	127	7	J HENRY	658	7	* A HALL	1.475	7	JJ HUGHES-DOWD	45 (2)
8	J SISMEY	120	8	J SISMEY	654	8	* R LITHERLAND	1.600	8	L BOWLES	40
9	H SMITH	113	9	Z ROYTHORNE	602	9	* L BOWLES	1.613	9	H SMITH	37 (2)
10	R REES	103	10	H SMITH	595	10	* T MEASHAM	1.638	10	J MELLOR	36
11	Z ROYTHORNE	100	11	T MEASHAM	550	11	* A TURNBULL	1.663	11	L SMITH	33
12	P CONNALLY	95	12	L BROOKS	539	12	* T CHADWICK	1.825	12	P CONNALLY	32 (2)
13	C BRENTNALL	94	13	B ROYTHORNE	504	13	* J SISMEY	1.838	13	M MINNIS	31 (2)
14	T MEASHAM	93	14	P CONNALLY	500	14	* M MINNIS	2.000	13	A HUGHES	31
15	B ROYTHORNE	84	15	A HALL	490	15	* J PATEMAN	2.025	15	AJ McPEAKE	30 (2)
15	J LAWSON (18Aug15)	84	16	C BRENTNALL	486	16	* P CONNALLY	2.175	15	C BRENTNALL	30 (2)
17	L BROOKS	83	17	J MELLOR	481	17	* C BRENTNALL	2.275	15	J PATEMAN	30
18	J MELLOR	82	18	R REES	467	18	* C BULLOCK	2.300	15	G REYES-ENGLAND	30
19	A HALL	80	19	J PATEMAN	428	19	* C BOWLES	2.313	19	C BOWLES	28
20	C BOWLES	78	20	J LAWSON	416	20	* JT HUGHES-DOWD	2.375	19	L TURNBULL	28 (2)
20	L BOWLES	78	21	C BOWLES	402	21	* K ASHWORTH	2.613	21	F HOLMES	26
22	JJ HUGHES-DOWD (18Oct22)	76	22	C BULLOCK	391	22	* N GULL	2.763	22	B ROYTHORNE	25 (2)
23	T PANK	74	23	K LEVERS	381	23	* T PANK	2.800	22	Z ROYTHORNE	25 (3)
24	J PATEMAN	71	24	T PANK	378	24	* J LAWSON	2.813	24	R REES	24
25	M MINNIS	68	25	A HUGHES	372	25	* J WOODHOUSE	2.850	25	J STEVENSON	23
26	C BULLOCK	66	25	Ca HOLLAND	372	26	* H SMITH	2.975	25	T MEASHAM	23 (3)
26	K LEVERS	66	27	J MARTINEZ	369	27	* Z ROYTHORNE	3.038	25	J LAWSON	23 (2)
28	AJ McPEAKE	65	28	L BOWLES	353	28	* K LEVERS	3.125	28	L BROOKS	21 (2)
29	J WOODHOUSE (09Aug22)	64	29	L SMITH	352	29	* K ALI	3.188	29	T PANK	20
30	A HUGHES	61	29	M LITHERLAND	352	30	* L TURNBULL	3.238	30	K LEVERS	15
30	Ca HOLLAND	61	31	M MINNIS	343	31	* B ROYTHORNE	3.250	31	D BARKER	14
32	J MARTINEZ	59	32	AJ McPEAKE	326	32	* P WALKER	3.325	31	M LITHERLAND	14
33	T STEVENSON (18Oct22)	58	33	B BROOKS	325	33	* J THOMPSON	3.400	33	J MARTINEZ	13
34	L SMITH	55	34	D PAUL	308	34	* J LISTER	3.700	34	C DAVENPORT	12
35	J STEVENSON	54	35	L CHADWICK	277	35	* T GREEN	3.725	34	K ALI	12
36	M LITHERLAND	53	36	J STEVENSON	276	36	* P MARTIN	3.763	34	D PAUL	12 (2)
37	D BARKER	51	37	D BARKER	266	36	* R COOK	3.763	34	J WOODHOUSE	12
37	B BROOKS	51	38	P MARTIN	263	38	* C DAVENPORT	3.775	38	M McNULTY	10
39	D PAUL	49	39	JJ HUGHES-DOWD	253	39	* S SLATER	3.813	38	P MARTIN	10
40	S SCHULE	47	40	S BOWMAN	244	40	* K SCHOFIELD	3.888	38	S BOWMAN	10
40	L CHADWICK	47	41	P WALKER	236	41	* J GRAHAM	4.025	38	JT HUGHES-DOWD	10
42	P WALKER	46	42	S SCHULE	234	42	* K COOK	4.050	42	G HADDON	9
43	P MARTIN	45	42	J LISTER	234	43	* F HOLMES	4.250	42	T GREEN	9
44	J LISTER	41	44	J HAGUES	221	44	* T STEVENSON	4.475	42	N GULL	9
44	S BOWMAN	41	45	J WOODHOUSE	215	45	* G HADDON	4.500	42	M BRADLEY	9
46	E WOODHOUSE (31Jan23)	39	46	T STEVENSON	202	46	* E HENRY	4.650	42	J THOMPSON	9
47	J HAGUES	38	47	R COOK	197	47	* G REYES-ENGLAND	4.738	42	T STEVENSON	9
48	JT HUGHES-DOWD (29Feb24)	36	48	M BRADLEY	194	48	* A OXSPRING	4.750	48	K SCHOFIELD	8
49	J GRAHAM (29Feb24)	32	49	D JACKSON	190	49	* R REES	4.800	48	L CHADWICK	8
50	K ALI	30	50	I BRADLEY	189	50	* M BRADLEY	4.900	48	C BULLOCK	8

(Driver Ranking = Average Position in Qualifying, Final Position, Fastest Lap &amp; Race Laps Over Last 20 club nights)



# JUNIOR STATISTICS 1992-2025 - AFTER DHORC 728

Sheet 2 of 4 (Note: Highlighted Names are Current 2025 Members, CS = Best Consecutive Results)

MEETINGS ATTENDED			RACES COMPLETED			DRIVER RANKING			FINALS WON		
Pos	JUNIOR (1st Race)	No	Pos	JUNIOR	No	Pos	JUNIOR	SCORE	Pos	JUNIOR	No CS
51	M McNULTY	29	51	K ALI	185	51	* E WOODHOUSE	4.950	48	B BROOKS	8 (2)
51	J BULLOCK	29	51	E JACKSON	185	52	* D BARKER	5.038	48	Ca HOLLAND	8
51	R COOK	29	53	N BRADFORD	172	53	* J STEVENSON	5.125	48	H TAYLOR	8
51	A OXSPRING	29	54	A BRADFORD	169	54	* R HUGHES	5.275	54	R LEY	7
51	I BRADLEY	29	55	M SEO	163	55	* J ELMORE	5.600	54	A CHATTLE	7
51	M BRADLEY	29	55	K COOK	163	55	* J MARTINEZ	5.600	54	A BRADFORD	7
51	D JACKSON	29	55	A OXSPRING	163	57	* M SEO	5.675	54	J GRAHAM	7
58	C DAVENPORT	28	55	S ROYTHORNE	163	58	* A CHATTLE	5.863	58	S SLATER	6 (2)
58	E HENRY	28	59	N GULL	156	59	* L CHADWICK	6.025	58	P WALKER	6 (2)
58	E JACKSON	28	60	M McNULTY	154	60	* J WATSON	6.063	58	G CONNALLY	6
61	K SCHOFIELD	27	60	J PERRY	154	61	* M LITTERLAND	6.250	58	E HENRY	6
62	N GULL	26	62	R HUGHES	151	62	* M McNULTY	6.288	58	R COOK	6
62	N BRADFORD	26	63	J BULLOCK	150	63	* J BULLOCK	6.300	58	E JACKSON	6
64	G HADDON	25	64	C DAVENPORT	149	64	* B BROOKS	6.488	58	D JACKSON	6 (2)
64	A BRADFORD	25	65	K SCHOFIELD	144	65	* D PAUL	6.550	58	T JAMES	6 (2)
64	S ROYTHORNE	25	66	E HENRY	143	66	* D JACKSON	7.088	58	J HAGUES	6 (2)
67	K COOK	24	67	G HADDON	138	67	* H TAYLOR	7.513	67	L HAWLEY	5
67	J PERRY	24	68	A CHATTLE	136	68	* S SCHULE	7.825	67	J BULLOCK	5
67	J THOMPSON	24	69	L STOTT-ZAFIROPOULOS	135	69	* S BOWMAN	8.050	67	A HARTLEY	5 (2)
70	A CHATTLE	23	70	H TAYLOR	134	70	* E STOTT-ZAFIROPOULOS	8.063	67	B CARRINGTON	5
70	L STOTT-ZAFIROPOULOS	23	71	K ASHWORTH	132	71	* S MAFFIN	8.275	67	K ASHWORTH	5
70	J ELMORE	23	71	J ELMORE	132	72	* L BROOKS	8.475	67	M WARREN	5
73	J WATSON	22	73	T JAMES	131	73	* S MARTINEZ	8.600	67	K COOK	5
73	R MAFFIN	22	74	E STOTT-ZAFIROPOULOS	130	74	* T SHARP	8.663	67	N BRADFORD	5
73	T GREEN	22	75	B RILEY	124	75	* L STOTT-ZAFIROPOULOS	8.900	67	I PAUL	5 (2)
73	R HUGHES	22	76	E WOODHOUSE	122	76	* Ca HOLLAND	8.913	76	A REES	4
73	E STOTT-ZAFIROPOULOS	22	77	T GREEN	119	77	* R MAFFIN	8.988	76	J WATSON	4
78	K ASHWORTH	21	78	JT HUGHES-DOWD	118	78	* N BRADFORD	9.550	76	T SHARP	4
78	H TAYLOR	21	79	S MARTINEZ	117	79	* I BRADLEY	9.688	76	M WATTS	4
78	S MARTINEZ	21	80	J WATSON	113	80	* J HAGUES	9.800	76	J LISTER	4
81	S SLATER	20	81	R MAFFIN	109	81	* S ROYTHORNE	10.000	76	B JEFFRIES	4
81	T SHARP	20	82	S SLATER	108	82	* A BRADFORD	10.775	76	E STOTT-ZAFIROPOULOS	4
81	S MAFFIN	20	82	B CARRINGTON	108	83	* T JAMES	10.863	76	L STOTT-ZAFIROPOULOS	4
81	T JAMES	20	84	J GRAHAM	107	84	* E JACKSON	12.500	76	J ELMORE	4
85	B RILEY	19	85	T SHARP	103	85	* J PERRY	13.813	76	S ROYTHORNE	4
85	E DOYLE	19	85	J GRATTON	103	N/A	L CAPEWELL	2.438	76	E DOYLE	4
87	B CARRINGTON	18	87	S MAFFIN	99	N/A	S GILLARD	2.725	76	L WHITTAKER	4
88	R LEY	17	88	M WARREN	98	N/A	M WARREN	2.817	88	A PANK	3
88	G CONNALLY	17	89	F McCANDLESS	96	N/A	A WATHEY	3.545	88	C CLARK	3
88	J GRATTON	17	90	R LEY	92	N/A	K JACKSON	3.563	88	R HUGHES	3
91	A HARTLEY	15	90	J THOMPSON	92	N/A	T REES	3.667	88	J PERRY	3
91	J MOSEDALE	15	92	G CONNALLY	91	N/A	S TAGUE	3.813	88	J BLURTON	3
91	M WARREN	15	93	A HARTLEY	83	N/A	A FEARN	3.850	93	C WOODCOCK	2
94	C KAVANAGH	13	94	A WATHEY	72	N/A	E DOYLE	3.895	93	Mat McNULTY	2
94	M WATTS	13	94	J MOSEDALE	72	N/A	N ZIMMERMANN	3.969	93	J MOSEDALE	2
94	L WHITTAKER (28Nov24)	13	94	B JEFFRIES	72	N/A	R LEY	4.103	93	D SPENCER	2
97	J DOBBINS	12	97	M WATTS	69	N/A	C CLARK	4.179	93	N ZIMMERMANN	2
97	F McCANDLESS	12	98	I PAUL	68	N/A	D SPENCER	4.375	93	A OXSPRING	2
99	A PANK	11	99	C KAVANAGH	65	N/A	N BLACK	4.375	93	L BLAKE	2
99	A WATHEY	11	99	E DOYLE	65	N/A	M BUCKLEY	4.417	93	D JEFFRIES	2 (2)

# JUNIOR STATISTICS 1992-2025 - AFTER DHORC 728

Sheet 3 of 4 (Note: Highlighted Names are Current 2025 Members, CS = Best Consecutive Results)

MEETINGS ATTENDED			RACES COMPLETED			DRIVER RANKING			FINALS WON		
Pos	JUNIOR (1st Race)	No	Pos	JUNIOR	No	Pos	JUNIOR	SCORE	Pos	JUNIOR	No CS
99	N McDONALD	11	101	D JEFFRIES	62	N/A	M WESTON	4.438	93	J GRATTON	2
102	S GILLARD	10	102	A FEARN	61	N/A	T KERR	4.458	93	F McCANDLESS	2
102	A FEARN	10	102	I MATTHEWS	61	N/A	L BLAKE	4.500	93	I BRADLEY	2
102	I MATTHEWS	10	104	J DOBBINS	60	N/A	M YEOMANS	4.563	93	E PAUL	2 (2)
105	L HAWLEY	9	105	A PANK	58	N/A	I MATTHEWS	5.075	93	B RILEY	2
105	D NEALE	9	106	N McDONALD	57	N/A	Z BRAZELL	5.083	93	J McDONALD	2
105	C WOODCOCK	9	107	J BLURTON	56	N/A	J DOBBINS	5.083	93	T KERR	2
105	Mat McNULTY	9	108	Ca BLURTON	55	N/A	N McDONALD	5.114	93	E WOODHOUSE	2
105	B JEFFRIES	9	109	E PAUL	54	N/A	A HARTLEY	5.212	93	M BLAKE	2
105	D JEFFRIES	9	110	N ZIMMERMANN	51	N/A	B REES	5.350	110	S GILLARD	1
105	I PAUL	9	111	S GILLARD	50	N/A	J MOSEDALE	5.462	110	C KAVANAGH	1
105	E PAUL	9	111	L HAWLEY	50	N/A	0	0.000	110	D NEALE	1
113	M SEO	8	113	S LIVESEY	49	N/A	L WHITTAKER	5.731	110	A MILNER	1
113	TI REES	8	113	L WHITTAKER	49	N/A	M WILLIS	5.750	110	T REES	1
113	C BARTLETT	8	115	C BARTLETT	48	N/A	B CARRINGTON	5.847	110	R MAFFIN	1
113	Ca BLURTON	8	116	Mat McNULTY	47	N/A	M BLAKE	5.857	110	T ALLDREAD	1
113	J BLURTON	8	117	C WOODCOCK	46	N/A	J McDONALD	6.458	110	M HART	1
118	A MILNER	7	118	D NEALE	44	N/A	B JEFFRIES	6.472	110	S MAFFIN	1
118	A REES	7	119	C CLARK	41	N/A	L BELL	6.550	110	D GEBAUERS	1
118	C CLARK	7	120	TI REES	40	N/A	D GEBAUERS	6.750	110	L BELL	1
118	N ZIMMERMANN	7	121	A REES	38	N/A	D NEALE	7.083	110	M SEO	1
118	M BUCKLEY	7	121	J McDONALD	38	N/A	L HAWLEY	7.083	110	A FEARN	1
118	M BLAKE (28Jan25)	7	123	A MILNER	36	N/A	D JEFFRIES	7.111	110	I MATTHEWS	1
124	M HART	6	124	B REES	35	N/A	Mat McNULTY	7.167	110	M WILLIS	1
124	S LIVESEY	6	125	M BUCKLEY	33	N/A	C BARTLETT	7.344	110	B REES	1
124	SM BLURTON	6	126	M HART	31	N/A	J GRATTON	7.428	110	S TAGUE	1
124	J McDONALD	6	126	A PARKIN	31	N/A	M WATTS	7.519	110	L CAPEWELL	1
124	T KERR	6	126	SM BLURTON	31	N/A	C WOODCOCK	8.056	110	M BUCKLEY	1
129	L BELL	5	129	L PARKIN	30	N/A	R FREEMAN	8.417	110	S LIVESEY	1
129	B REES	5	130	K JACKSON	29	N/A	H MOHAMMED	8.500	110	L PARKIN	1
129	L BLAKE	5	130	M WESTON	29	N/A	G CONNALLY	8.588	110	A PARKIN	1
129	A PARKIN	5	130	R FREEMAN	29	N/A	B RILEY	8.697	110	R FREEMAN	1
129	L PARKIN	5	130	M BLAKE	29	N/A	A STOTT	8.750	110	S MARTINEZ	1
134	D SPENCER	4	134	L BELL	26	N/A	A MILNER	8.786	110	E DOYLE	1
134	M YEOMANS	4	134	M YEOMANS	26	N/A	M HART	9.417	110	Z BRAZELL	1
134	M WILLIS	4	136	S TAGUE	24	N/A	Ca BLURTON	9.594			
134	S TAGUE	4	136	T KERR	24	N/A	J BLURTON	9.781			
134	K JACKSON	4	138	D SPENCER	23	N/A	A PANK	10.114			
134	L CAPEWELL	4	139	M WILLIS	20	N/A	T ALLDREAD	10.167			
134	M WESTON	4	139	L CAPEWELL	20	N/A	E GIBBS	10.417			
134	B CRUNDEN (11Mar25)	4	141	T REES	16	N/A	F McCANDLESS	10.558			
142	T REES	3	141	T ALLDREAD	16	N/A	C KAVANAGH	10.692			
142	D ALLDREAD	3	141	D GEBAUERS	16	N/A	TI REES	10.719			
142	T ALLDREAD	3	141	Z BRAZELL	16	N/A	D ALLDREAD	10.750			
142	D GEBAUERS	3	141	B CRUNDEN	16	N/A	A REES	10.786			
142	E GIBBS	3	146	D ALLDREAD	15	N/A	SM BLURTON	10.833			
142	R FREEMAN	3	146	E GIBBS	15	N/A	A PARKIN	11.300			
142	Z BRAZELL (28Jan25)	3	148	H MOHAMMED	14	N/A	E PAUL	11.806			
149	N BLACK	2	149	L BLAKE	13	N/A	L PARKIN	12.900			
150	H MOHAMMED	1	150	N BLACK	10	N/A	S LIVESEY	13.083			
150	A STOTT	1	151	A STOTT	8	N/A	I PAUL	13.667			



**JUNIOR STATISTICS 1992-2025, AFTER DHORC 728**

Sheet 4 of 4 (Note: Highlighted Names are Current 2025 Members, CS = Best Consecutive Results)

POLES				IQR's Column 1				IQR's Column 2				WINS				FASTEST LAPS				BEST RACE LAPS				CHAMPIONSHIPS				
Pos	JUNIOR	No	CS	Pos	JUNIOR	No	CS	Pos	JUNIOR	No	CS	Pos	JUNIOR	No	CS	Pos	JUNIOR	No	CS	Pos	JUNIOR	No	CS	Pos	JUNIOR	No	CS	YEAR
1	R LUTHERLAND	61	(6)	1	J SISMEY	215	(14)	56	M BRADLEY	2	1	A HALL	49	(13)	48	(13)	1	J SISMEY	59	(11)	59	(11)	1	R LUTHERLAND	63	(7)	1992	S SLATER
2	J SISMEY	56	(11)	2	R LUTHERLAND	201	(12)	56	M WESTON	2	2	R LUTHERLAND	46	(5)	46	(5)	2	R LUTHERLAND	58	(7)	58	(7)	2	T CHADWICK	51	(7)	1993	M MINNIS
3	J MELLOR	46	(10)	3	A TURNBULL	184	(16)	56	M LUTHERLAND	2	3	J SISMEY	45	(6)	45	(6)	3	A TURNBULL	45	(15)	45	(15)	3	A HALL	50	(16)	1994	M MINNIS (2)
4	A TURNBULL	44	(9)	4	J MELLOR	193	(15)	56	E STOTT-ZAFIROPOULOS	2	5	A TURNBULL	45	(6)	45	(6)	4	T CHADWICK	43	(6)	43	(6)	4	J SISMEY	45	(11)	1995	AJ McPEAKE (2)
5	A HALL	42	(11)	5	A HALL	177	(23)	56	L BROOKS	2	5	T CHADWICK	44	(9)	44	(9)	5	A HUGHES	35	(12)	35	(12)	5	J J HUGHES-DOWD	37	(7)	1996	AJ McPEAKE (2)
6	T CHADWICK	39	(7)	6	T CHADWICK	165	(13)	56	D JACKSON	2	6	J J HUGHES-DOWD	41	(10)	41	(10)	5	J J HUGHES-DOWD	35	(10)	35	(10)	6	AJ McPEAKE	33	(6)	1997	C BRENTNALL
7	AJ McPEAKE	34	(12)	7	L SMITH	135	(29)	56	J THOMPSON	2	7	J MELLOR	35	(3)	35	(3)	7	AJ McPEAKE	33	(7)	33	(7)	6	L SMITH	33	(20)	1998	T PANK
8	T CHADWICK	33	(4)	8	M MINNIS	128	(10)	56	E WOODHOUSE	2	8	L SMITH	33	(9)	33	(9)	7	L SMITH	33	(18)	33	(18)	6	J BOWLES	33	(6)	1999	C BOWLES
9	AJ McPEAKE	33	(18)	9	AJ McPEAKE	123	(8)	69	P WALKER	1	9	M MINNIS	31	(9)	31	(9)	8	M MINNIS	30	(8)	30	(8)	9	L BOWLES	33	(7)	2000	J HENRY
10	J HENRY	31	(6)	10	A HUGHES	112	(24)	69	T SHARP	1	10	L BOWLES	31	(6)	31	(6)	9	L BOWLES	29	(9)	29	(9)	10	A HUGHES	32	(11)	2001	J HENRY (2)
11	L BOWLES	31	(7)	11	J HENRY	110	(12)	69	R LEY	1	11	AJ McPEAKE	28	(6)	28	(6)	10	L BOWLES	28	(5)	28	(5)	11	J PATEMAN	31	(6)	2002	T CHADWICK
12	M MINNIS	30	(8)	12	J PATEMAN	104	(6)	69	A HARTLEY	1	12	J HENRY	28	(4)	28	(4)	11	A TURNBULL	26	(4)	26	(4)	11	A TURNBULL	31	(4)	2003	J SISMEY
13	J PATEMAN	29	(6)	13	J J HUGHES-DOWD	96	(16)	69	J MOSEDALE	1	12	J PATEMAN	28	(4)	28	(4)	12	J HENRY	25	(9)	25	(9)	13	M MINNIS	27	(8)	2004	J SISMEY (2)
14	A HUGHES	28	(11)	14	T MEASHAM	93	(11)	69	D SPENCER	1	13	J J HUGHES-DOWD	96	(16)	96	(16)	13	J MELLOR	25	(6)	25	(6)	14	J HENRY	22	(7)	2005	T CHADWICK (2)
15	C BRENTNALL	24	(8)	15	C BRENTNALL	87	(5)	69	T REES	1	14	A HUGHES	18	(3)	18	(3)	14	A HUGHES	20	(7)	20	(7)	15	C BRENTNALL	22	(7)	2006	T MEASHAM
16	T MEASHAM	20	(5)	16	L BOWLES	66	(10)	69	M YEOMANS	1	15	T MEASHAM	18	(3)	18	(3)	15	T PANK	20	(9)	20	(9)	16	Z ROYTHORNE	17	(8)	2007	A HUGHES
17	T PANK	16	(2)	17	C BOWLES	56	(4)	69	A OXSPRING	1	16	T PANK	15	(2)	15	(2)	16	H SMITH	20	(9)	20	(9)	17	T PANK	15	(3)	2008	L SMITH
18	J LAWSON	12	(4)	18	F HOLMES	52	(3)	69	L BLAKE	1	17	K BOWLES	15	(2)	15	(2)	17	K BOWLES	15	(3)	15	(3)	18	C BOWLES	13	(2)	2009	L SMITH (2)
19	C BOWLES	11	(3)	19	T PANK	51	(4)	69	J GRATON	1	18	K LEVERS	13	(3)	13	(3)	18	K LEVERS	14	(4)	14	(4)	18	K LEVERS	13	(3)	2010	K LEVERS
20	P CONNALLY	11	(4)	20	P CONNALLY	44	(9)	69	G REYES-ENGLAND	1	19	H SMITH	12	(2)	12	(2)	19	Z ROYTHORNE	14	(4)	14	(4)	20	P CONNALLY	12	(3)	2011	J MELLOR
21	N GULL	9	(3)	21	K LEVERS	42	(4)	69	S ROYTHORNE	1	20	T PANK	10	(2)	10	(2)	20	T PANK	13	(3)	13	(3)	20	T MEASHAM	12	(3)	2012	J MELLOR (2)
22	P CONNALLY	7	(3)	22	Z ROYTHORNE	40	(2)	69	J MARTINEZ	1	21	F HOLMES	10	(2)	10	(2)	21	J LAWSON	10	(3)	10	(3)	20	H SMITH	12	(4)	2013	J PATEMAN
22	K ASHWORTH	7	(2)	22	K ASHWORTH	30	(4)	69	E DOYLE	1	21	Z ROYTHORNE	10	(2)	10	(2)	22	P CONNALLY	10	(3)	10	(3)	20	H SMITH	12	(4)	2013	J PATEMAN
22	K LEVERS	7	(2)	23	J LAWSON	30	(4)	69	E DOYLE	1	22	J LAWSON	10	(3)	10	(3)	23	T MEASHAM	10	(2)	10	(2)	23	N GULL	10	(3)	2014	A HALL
22	Z ROYTHORNE	7	(2)	24	N GULL	29	(4)	69	R HUGHES	1	23	P CONNALLY	7	(2)	7	(2)	24	P CONNALLY	9	(4)	9	(4)	23	J LAWSON	10	(3)	2014	A HALL
22	Z ROYTHORNE	7	(2)	25	H SMITH	26	(6)	69	T STEVENSON	1	24	N GULL	7	(2)	7	(2)	24	N GULL	9	(4)	9	(4)	23	J LAWSON	10	(3)	2015	A HALL (2)
22	J WOODHOUSE	7	(2)	26	H SMITH	26	(6)	69	T STEVENSON	1	25	J J HUGHES-DOWD	7	(2)	7	(2)	25	J J HUGHES-DOWD	7	(2)	7	(2)	25	J J HUGHES-DOWD	7	(2)	2016	R LUTHERLAND
22	J J HUGHES-DOWD	7	(2)	26	B ROYTHORNE	23	(2)	27	R REES	5	26	B ROYTHORNE	6	(2)	6	(2)	26	J WOODHOUSE	6	(2)	6	(2)	26	J WOODHOUSE	6	(2)	2017	R LUTHERLAND (2)
28	K ASHWORTH	6	(2)	27	R REES	23	(2)	27	R REES	5	27	J STEVENSON	5	(2)	5	(2)	27	J STEVENSON	5	(2)	5	(2)	27	K ASHWORTH	5	(2)	2018	A TURNBULL
28	B ROYTHORNE	6	(2)	28	K ASHWORTH	21	(5)	28	K ASHWORTH	5	28	R REES	5	(2)	5	(2)	28	R REES	5	(2)	5	(2)	28	R REES	5	(2)	2019	A TURNBULL (2)
29	F HOLMES	5	(2)	29	L TURNBULL	18	(2)	28	L TURNBULL	5	28	R REES	5	(2)	5	(2)	28	R REES	5	(2)	5	(2)	29	M WARREN	4	(2)	2020	N/A
29	G HADDON	5	(2)	30	KALI	16	(5)	30	KALI	5	29	F HOLMES	5	(2)	5	(2)	29	F HOLMES	5	(2)	5	(2)	29	M WARREN	4	(2)	2020	N/A
31	S GILLARD	3	(2)	31	S GILLARD	16	(2)	30	J LISTER	3	30	KALI	5	(2)	5	(2)	30	KALI	5	(2)	5	(2)	30	J LISTER	4	(2)	2021	H SMITH
31	S SLATER	3	(2)	32	C BULLOCK	14	(4)	32	C BULLOCK	4	31	S GILLARD	5	(2)	5	(2)	31	S GILLARD	5	(2)	5	(2)	31	C DAVENPORT	3	(2)	2022	L BOWLES
31	C BULLOCK	3	(2)	32	J WOODHOUSE	14	(4)	32	C BULLOCK	4	32	C BULLOCK	4	(2)	4	(2)	32	C BULLOCK	4	(2)	4	(2)	31	S SLATER	3	(2)	2023	L BOWLES (2)
31	M WARREN	3	(2)	34	M WARREN	13	(2)	34	M WARREN	4	33	G HADDON	4	(2)	4	(2)	33	G HADDON	4	(2)	4	(2)	31	S SLATER	3	(2)	2023	L BOWLES (2)
31	J LISTER	3	(2)	35	J J HUGHES-DOWD	13	(2)	35	J J HUGHES-DOWD	4	33	M WARREN	4	(2)	4	(2)	33	M WARREN	4	(2)	4	(2)	34	KALI	2	(2)	2024	J J HUGHES-DOWD
31	L TURNBULL	3	(2)	36	S GILLARD	12	(3)	36	S GILLARD	4	33	J LISTER	4	(2)	4	(2)	33	J LISTER	4	(2)	4	(2)	34	KALI	2	(2)	2024	J J HUGHES-DOWD
37	J STEVENSON	2	(2)	37	C DAVENPORT	10	(2)	37	C DAVENPORT	3	33	B ROYTHORNE	4	(2)	4	(2)	33	B ROYTHORNE	4	(2)	4	(2)	34	C BULLOCK	2	(2)	2024	J J HUGHES-DOWD
37	R REES	2	(2)	37	G HADDON	10	(2)	37	G HADDON	3	37	S SLATER	3	(2)	3	(2)	37	S SLATER	3	(2)	3	(2)	34	C BULLOCK	2	(2)	2024	J J HUGHES-DOWD
37	P MARTIN	2	(2)	37	P MARTIN	10	(2)	37	P MARTIN	3	37	K SCHOFIELD	3	(2)	3	(2)	37	K SCHOFIELD	3	(2)	3	(2)	34	C BULLOCK	2	(2)	2024	J J HUGHES-DOWD
37	A CHATFIELD	2	(2)	40	S SLATER	9	(4)	40	S SLATER	2	38	R REES	2	(2)	2	(2)	38	R REES	2	(2)	2	(2)	34	C BULLOCK	2	(2)	2024	J J HUGHES-DOWD
37	E WOODHOUSE	2	(2)	42	K COOK	8	(3)	42	K COOK	1	40	L BLAKE	2	(2)	2	(2)	40	L BLAKE	2	(2)	2	(2)	34	C BULLOCK	2	(2)	2024	J J HUGHES-DOWD
42	C DAVENPORT	1	(1)	42	K COOK	8	(3)	42	K COOK	1	40	L BLAKE	2	(2)	2	(2)	40	L BLAKE	2	(2)	2	(2)	34	C BULLOCK	2	(2)	2024	J J HUGHES-DOWD
42	KALI	1	(1)	43	J STEVENSON	6	(1)	43	J STEVENSON	1	40	P MARTIN	2	(2)	2	(2)	40	P MARTIN	2	(2)	2	(2)	34	C BULLOCK	2	(2)	2024	J J HUGHES-DOWD
42	K COOK	1	(1)	43	C BULLOCK	6	(1)	43	C BULLOCK	1	40	P MARTIN	2	(2)	2	(2)	40	P MARTIN	2	(2)	2	(2)	34	C BULLOCK	2	(2)	2024	J J HUGHES-DOWD
42	R COOK	1	(1)	45	D BARKER	4	(1)	45	D BARKER	1	40	P MARTIN	2	(2)	2	(2)	40	P MARTIN	2	(2)	2	(2)	34	C BULLOCK	2	(2)	2024	J J HUGHES-DOWD
42	L BLAKE	1	(1)	45	C CLARK	4	(1)	45	C CLARK	1	40	P MARTIN	2	(2)	2	(2)	40	P MARTIN	2	(2)	2	(2)	34	C BULLOCK	2	(2)	2024	J J HUGHES-DOWD
42	P MARTIN	1	(1)	45	R HUGHES	4	(1)	45	R HUGHES	1	40	P MARTIN	2	(2)	2	(2)	40	P MARTIN	2	(2)	2	(2)	34	C BULLOCK	2	(2)	2024	J J HUGHES-DOWD
42	B JEFFRIES	1	(1)	45	B BROOKS	4	(1)	45	B BROOKS	1	40	P MARTIN	2	(2)	2	(2)	40	P MARTIN	2	(2)	2	(2)	34	C BULLOCK	2	(2)	2024	J J HUGHES-DOWD
42	M LUTHERLAND	1	(1)	49	K SCHOFIELD	3	(2)	49	K SCHOFIELD	1	40	P MARTIN	2	(2)	2	(2)	40	P MARTIN	2	(2)	2	(2)	34	C BULLOCK	2	(2)	2024	J J HUGHES-DOWD
42	D PAUL	1	(1)	49	M McNULTY	3	(2)	49	M McNULTY	1	40	P MARTIN	2	(2)	2	(2)	40	P MARTIN	2	(2)	2	(2)	34	C BULLOCK	2	(2)	2024	J J HUGHES-DOWD
42	T STEVENSON	1	(1)	49	K JACKSON	3	(2)	49	K JACKSON	1	40	P MARTIN	2	(2)	2	(2)	40	P MARTIN	2	(2)	2	(2)	34	C BULLOCK	2	(2)	2024	J J HUGHES-DOWD
42	A WATHEY	3	(3)	49	A WATHEY	3	(3)	49	A WATHEY	1	40	P MARTIN	2	(2)	2	(2)	40	P MARTIN	2	(2)	2	(2)	34	C BULLOCK	2	(2)	2024	J J HUGHES-DOWD
42	M LUTHERLAND	1	(1)	49	M McNULTY	3	(2)	49	M McNULTY	1	40	P MARTIN	2	(2)	2	(2)	40	P MARTIN	2	(2)	2	(2)	34	C BULLOCK	2	(2)	2024	J J HUGHES-DOWD
42	D PAUL	1	(1)	49	K JACKSON	3	(2)	49	K JACKSON	1	40	P MARTIN	2	(2)	2	(2)	40	P MARTIN	2	(2)	2	(2)	34	C BULLOCK	2	(2)	2024	J J HUGHES-DOWD
42	T STEVENSON	1	(1)	49	A WATHEY	3	(3)	49	A WATHEY	1	40	P MARTIN	2	(2)	2	(2)	40	P MARTIN	2	(2)	2	(2)	34	C BULLOCK	2	(2)	2024	J J HUGHES-DOWD
42	M LUTHERLAND	1	(1)	49	M McNULTY	3	(2)	49	M McNULTY	1	40	P MARTIN	2	(2)	2	(2)	40	P MARTIN	2	(2)	2	(2)	34	C BULLOCK	2	(2)	2024	J J HUGHES-DOWD
42	D PAUL	1	(1)	49	K JACKSON	3	(2)	49	K JACKSON	1	40	P MARTIN	2	(2)	2	(2)	40	P MARTIN	2	(2)	2	(2)	34	C BULLOCK	2	(2)	2024	J J HUGHES-DOWD

# IQR Means Individual Qualifying Rounds I.E. Yellow, Green, Red and Blue Lane on a Normal Club Night

# Outright Track Record Holders After DHORC 728

## Adults

Pos	Name	Qualifying	F1 Fastest Laps	GC Fastest Laps	F1 Race Laps	GC Race Laps	Total
1	L Pateman	35	46	61	28	48	218
2	A Smith	46	11	34	13	31	135
3	S Goodlip	27	43	10	35	19	134
4	N Sismey	16	7	12	15	16	66
5	J Sismey	15	7	8	13	12	55
6	M Chadwick	12			8	9	29
7	W Lander	8	5	3	6		22
8	P Rees	4	3		11	3	21
9	A McPeake	4	3	5	7		19
10	J Tague	4	3	2	2	5	16
11	J Lymer	4	2	1	2	1	10
12	T Baldock	3	1	1	1	2	8
13	D Garbett	1	1	1	3	1	7
14	L Smith	2	1	3			6
15	A Turnbull		2		3		5
15	C Roythorne		2	2		1	5
15	C Bowles	2	1	1		1	5
18	J Neale				2	1	3
18	S Anand	1			1	1	3
18	T Chadwick		1		2		3
18	J Lamb	1		1	1		3
22	M Allsopp				2		2
22	S Lander			1	1		2
24	JJ Hughes-Dowd				1		1
24	G Peach		1				1
24	D McPeake		1				1
24	J Roythorne				1		1
24	S Smith				1		1
24	S Pank				1		1
24	D Hughes-Dowd	1					1
24	R Litherland				1		1
24	M Graham			1			1
Total		185	141	146	160	151	783

Note: Some Records Can Be Held By More Than One Member - Highlighted Names 2025 Members



## Outright Track Record Holders After DHORC 728

### Juniors

Pos	Name	Qualifying	F1 Fastest Laps	GC Fastest Laps	F1 Race Laps	GC Race Laps	Total
1	A Turnbull	31	21	16	33	17	118
2	R Litherland	24	20	26	13	28	111
3	J Sismey	15	15	12	11	17	70
4	JJ Hughes-Dowd	22	12	5	12	4	55
5	A Hall	12	8	6	13	11	50
6	T Chadwick	7	6	10	7	19	49
7	AJ McPeake	10	9	4	9	4	36
8	L Bowles	10	3	5	2	7	27
8	T Measham	6	4	1	13	3	27
8	J Henry	2	9	5	9	2	27
11	J Mellor	10	4	4	2	4	24
11	H Smith	7	5	5	3	4	24
13	M Minnis	6	2	4	2	5	19
14	Z Roythorne	2	2	6		8	18
15	J Pateman	4	4	5	1	3	17
16	B Roythorne	1	1	6		2	10
17	F Holmes	1	3	2	3		9
17	C Brentnall		2	3		4	9
19	A Hughes	2	1	5			8
19	L Smith		4		4		8
19	JT Hughes-Dowd	3		2		3	8
22	J Woodhouse	4	1	1	1		7
23	J Lawson	2		1	1	2	6
23	T Pank		1	3	2		6
23	C Bowles	2	1		1	2	6
23	E Woodhouse	2	1	2	1		6
27	P Connally		1	3			4
27	R Rees	1	1	1		1	4
27	K Ashworth	1	1	1		1	4
27	L Turnbull	1	1		2		4
31	K Levers		1		1	1	3
32	P Martin		1		1		2
32	N Gull		1		1		2
34	Ca Holland			1			1
34	E Henry		1				1
34	C Clark					1	1
34	K Ali				1		1
34	B Brooks				1		1
34	J Elmore		1				1
34	S Roythorne			1			1
34	A Hartley			1			1
Total		188	148	147	150	153	786

Note: Some Records Can Be Held By More Than One Member - Highlighted Names 2025 Members

# DHORC Statistics 2025

Poles		Adult			Junior			Poles	
Records		Name	Total	2025	Name	Total	2025	Records	
All Time		L Pateman	132	1	JJ Hughes-Dowd	39	8	All Time	
L Pateman	132	S Goodlip	103		J Woodhouse	7		R Litherland	61
Season		N Sismey	86		JT Hughes-Dowd	7	1	Season	
A Smith	18	A Smith	85	7	E Woodhouse	2		L Smith	21
		P Rees	21		T Stevenson	1		JJ Hughes-Dowd	2
		L Smith	7						
		C Bowles	3	1					
		R Litherland	2						
		D Hughes-Dowd	1						
Race Wins		Adult			Junior			Race Wins	
Records		Name	Total	2025	Name	Total	2025	Records	
All Time		L Pateman	124		JJ Hughes-Dowd	41	8	All Time	
L Pateman	124	S Goodlip	100	1	JT Hughes-Dowd	7	1	A Hall	49
Season		N Sismey	86		J Woodhouse	6		Season	
W Lander	16	A Smith	72	4	E Woodhouse	2		JJ Hughes-Dowd	23
		P Rees	34		T Stevenson	1			
		C Bowles	5	3					
		L Smith	4						
		R Litherland	3	1					
Fast Laps		Adult			Junior			Fast Laps	
Records		Name	Total	2025	Name	Total	2025	Records	
All Time		L Pateman	292	3	JJ Hughes-Dowd	35	7	All Time	
L Pateman	292	A Smith	84	5	JT Hughes-Dowd	7	1	J Sismey	59
Season		S Goodlip	73		E Woodhouse	5		Season	
L Pateman	19	N Sismey	51		J Woodhouse	4		JJ Hughes-Dowd	22
A Smith	19	P Rees	14		T Stevenson	1			
		L Smith	7		B Crunden	1	1		
		C Bowles	6	2					
		M Graham	1						
		R Litherland	1						
Race Laps		Adult			Junior			Race Laps	
Records		Name	Total	2025	Name	Total	2025	Records	
All Time		L Pateman	192		JJ Hughes-Dowd	37	8	All Time	
L Pateman	192	N Sismey	91		JT Hughes-Dowd	8	2	R Litherland	63
Season		A Smith	89	6	J Woodhouse	6		Season	
A Smith	17	S Goodlip	84	1	T Stevenson	2		A Hall	22
		P Rees	28		E Woodhouse	2			
		L Smith	10						
		C Bowles	4	2					



Current Members Best Ever Position Records after DHORC 728																			
Qualifying					Final Position					Fastest Laps					Race Laps				
Pos	Adult	DHORC	Gap	Date	Pos	Adult	DHORC	Gap	Date	Pos	Adult	DHORC	Gap	Date	Pos	Adult	DHORC	Gap	Date
1	A Smith	728	0	29-Apr-25	1	A Smith	728	0	29-Apr-25	1	A Smith	728	0	29-Apr-25	1	A Smith	728	0	29-Apr-25
1	L Pateman	724	4	18-Feb-25	1	C Bowles	725	3	11-Mar-25	1	L Pateman	725	3	11-Mar-25	1	C Bowles	725	3	11-Mar-25
1	C Bowles	720	8	07-Jan-25	1	R Litherland	723	5	18-Feb-25	1	C Bowles	725	3	11-Mar-25	1	S Goodlip	720	8	07-Jan-25
1	S Goodlip	719	9	10-Dec-24	1	S Goodlip	722	6	28-Jan-25	1	S Goodlip	717	11	26-Nov-24	1	P Rees	716	12	26-Nov-24
1	L Smith	718	10	10-Dec-24	1	P Rees	716	12	26-Nov-24	1	R Litherland	709	19	24-Sep-24	1	L Pateman	703	25	23-Jul-24
1	P Rees	708	20	24-Sep-24	1	L Pateman	703	25	23-Jul-24	1	M Graham	703	25	23-Jul-24	1	JJ Hughes-Dowd	702	26	23-Jul-24
1	R Litherland	705	23	23-Jul-24	1	JJ Hughes-Dowd	702	26	23-Jul-24	1	P Rees	694	34	14-May-24	1	N Sismey	673	55	25-Jul-23
1	D Hughes-Dowd	703	25	23-Jul-24	1	N Sismey	673	55	25-Jul-23	1	N Sismey	672	56	25-Jul-23	1	L Smith	579	149	04-Sep-18
1	JJ Hughes-Dowd	696	32	04-Jun-24	1	L Smith	566	162	24-Feb-18	1	L Smith	591	137	23-Feb-19	2	R Litherland	624	104	28-Sep-21
1	N Sismey	672	56	25-Jul-23	3	D Latham	704	24	23-Jul-24	2	D Hughes-Dowd	702	26	23-Jul-24	3	D Latham	704	24	23-Jul-24
2	A Woodhouse	674	54	25-Jul-23	3	JT Hughes-Dowd	702	26	23-Jul-24	3	L Blacker	691	37	09-Apr-24	3	JT Hughes-Dowd	702	26	23-Jul-24
3	D Latham	704	24	23-Jul-24	3	L Blacker	673	55	25-Jul-23	4	S Gray	705	23	23-Jul-24	3	L Blacker	674	54	25-Jul-24
4	S Gray	705	23	23-Jul-24	3	A Woodhouse	672	56	25-Jul-23	4	M Dutton	702	26	23-Jul-24	3	A Woodhouse	672	56	25-Jul-23
4	A Stevenson	703	25	23-Jul-24	3	D Turnbull	527	201	13-Sep-16	4	D Latham	700	28	16-Jul-24	4	M Graham	702	26	23-Jul-24
4	JT Hughes-Dowd	702	26	23-Jul-24	4	M Graham	702	26	23-Jul-24	4	D Turnbull	564	164	24-Feb-18	4	S Gray	672	56	25-Jul-23
4	D Turnbull	658	70	13-Dec-22	4	S Gray	672	56	25-Jul-23	5	JT Hughes-Dowd	695	33	14-May-24	5	D Turnbull	596	132	09-Apr-19
4	L Blacker	650	78	27-Sep-22	6	S Whittaker	728	0	29-Apr-25	5	A Woodhouse	674	54	25-Jul-23	6	D Hughes-Dowd	709	19	24-Sep-24
6	S Whittaker	727	1	29-Apr-25	6	D Hughes-Dowd	709	19	24-Sep-24	6	A Stevenson	703	25	23-Jul-24	7	A Stevenson	702	26	23-Jul-24
6	M Dutton	699	29	25-Jun-24	6	M Dutton	699	29	25-Jun-24	6	JJ Hughes-Dowd	670	58	18-Jul-23	8	S Whittaker	725	3	11-Mar-25
7	M Graham	728	0	29-Apr-25	7	A Stevenson	702	26	23-Jul-24	7	S Whittaker	727	1	29-Apr-25	8	M Dutton	647	81	09-Aug-22
11	C Blake	727	1	29-Apr-25	9	J Mills	728	0	29-Apr-25	12	J Mills	728	0	29-Apr-25	12	C Blake	727	1	29-Apr-25
12	J Mills	728	0	29-Apr-25	9	C Blake	727	1	29-Apr-25	12	C Blake	721	7	29-Apr-25	13	J Mills	728	0	29-Apr-25
12	J Crunden	726	2	01-Apr-25	10	G Reynolds	727	1	29-Apr-25	13	G Reynolds	727	1	29-Apr-25	13	G Reynolds	727	1	29-Apr-25
12	N Jarram	723	5	18-Feb-25	11	K Spink	724	4	11-Mar-25	14	J Dudley	728	0	29-Apr-25	13	J Crunden	726	2	01-Apr-25
13	G Reynolds	727	1	29-Apr-25	12	J Dudley	725	3	11-Mar-25	14	J Crunden	726	2	01-Apr-25	13	K Spink	724	4	18-Feb-25
14	J Dudley	728	0	29-Apr-25	12	N Jarram	724	4	18-Feb-25	14	K Spink	724	4	18-Feb-25	14	J Dudley	728	0	29-Apr-25
15	K Spink	725	3	11-Mar-25	13	M Blake	722	6	28-Jan-25	16	M Blake	722	6	28-Jan-25	14	M Blake	725	3	11-Mar-25
17	M Blake	724	4	18-Feb-25	17	J Wardle	724	4	18-Feb-25	17	N Jarram	726	2	01-Apr-25	15	N Jarram	723	5	18-Feb-25
19	J Wardle	723	5	18-Feb-25	23	J Crunden	725	3	11-Mar-25	17	J Wardle	723	5	18-Feb-25	20	J Wardle	723	5	18-Feb-25
1	JJ Hughes-Dowd	728	0	29-Apr-25	1	JT Hughes-Dowd	728	0	29-Apr-25	1	JJ Hughes-Dowd	728	0	01-Apr-25	1	JJ Hughes-Dowd	728	0	29-Apr-25
1	JT Hughes-Dowd	721	7	07-Jan-25	1	JJ Hughes-Dowd	727	1	29-Apr-25	1	B Crunden	727	1	29-Apr-25	1	JT Hughes-Dowd	728	0	29-Apr-25
1	J Woodhouse	716	12	26-Nov-24	1	J Woodhouse	707	21	06-Aug-24	1	JT Hughes-Dowd	721	7	07-Jan-25	1	J Woodhouse	707	21	06-Aug-24
1	T Stevenson	699	29	25-Jun-24	1	E Woodhouse	705	23	23-Jul-24	1	E Woodhouse	707	21	06-Aug-24	1	E Woodhouse	705	23	23-Jul-24
1	E Woodhouse	674	54	25-Jul-23	1	J Stevenson	703	25	23-Jul-24	1	E Woodhouse	705	23	23-Jul-24	1	T Stevenson	703	25	23-Jul-24
2	J Graham	696	32	04-Jun-24	2	J Graham	697	31	04-Jun-24	1	T Stevenson	703	25	23-Jul-24	2	M Blake	725	3	11-Mar-25
3	Z Brazell	725	3	11-Mar-25	3	Z Brazell	725	3	11-Mar-25	2	M Blake	722	6	11-Mar-25	3	L Whittaker	724	4	18-Feb-25
3	L Whittaker	716	12	26-Nov-24	4	M Blake	723	5	18-Feb-25	2	J Graham	696	32	04-Jun-24	4	J Graham	696	32	04-Jun-24
4	B Crunden	727	1	29-Apr-25	4	L Whittaker	716	12	26-Nov-24	4	Z Brazell	725	3	11-Mar-25	5	B Crunden	727	1	29-Apr-25
4	M Blake	724	4	18-Feb-25	5	B Crunden	727	1	29-Apr-25	5	L Whittaker	719	9	10-Dec-24	5	Z Brazell	725	3	11-Mar-25



# Distance Covered In DHORC Club Championship 2025

Pos	Competitor	Class	Laps	Feet	Feet / Race	Miles	Races
1	R Litherland	A	873.6	85,660	2,315	16.2	37
2	A Smith	A	842.6	82,717	2,507	15.7	33
3	C Bowles	A	813.9	80,123	2,357	15.2	34
4	L Blacker	A	780.2	76,766	1,968	14.5	39
5	L Pateman	A	774.5	76,516	2,186	14.5	35
6	N Sismey	A	770.8	75,657	2,162	14.3	35
7	JJ Hughes-Dowd	J	694.9	68,355	2,071	12.9	33
8	A Woodhouse	A	618.6	60,452	1,889	11.4	32
9	D Hughes-Dowd	A	603.1	59,406	1,856	11.3	32
10	S Goodlip	A	566.1	55,827	2,233	10.6	25
11	D Turnbull	A	550.2	53,992	1,928	10.2	28
12	JT Hughes-Dowd	J	550.5	53,325	1,839	10.1	29
13	D Latham	A	533.0	52,214	1,865	9.9	28
14	L Whittaker	J	528.0	52,143	1,409	9.9	37
15	A Stevenson	A	522.0	50,854	1,754	9.6	29
16	C Blake	A	508.9	49,979	1,470	9.5	34
17	J Woodhouse	J	520.1	49,853	1,780	9.4	28
18	S Whittaker	A	496.1	48,679	1,803	9.2	27
19	S Gray	A	491.7	47,652	1,702	9.0	28
20	J Graham	J	438.0	42,205	1,688	8.0	25
21	M Graham	A	428.6	41,886	1,821	7.9	23
22	M Blake	J	409.6	40,354	1,392	7.6	29
23	L Smith	A	377.1	40,243	1,829	7.6	22
24	G Reynold	A	368.2	34,954	1,456	6.6	24
25	T Stevenson	J	329.8	32,625	1,483	6.2	22
26	P Rees	A	288.9	28,256	2,174	5.4	13
27	J Mills	A	275.1	25,705	1,512	4.9	17
28	K Spink	A	257.0	24,277	1,428	4.6	17
29	B Crunden	J	252.9	23,974	1,498	4.5	16
30	Z Brazell	J	236.7	23,161	1,448	4.4	16
31	J Dudley	A	244.6	23,094	1,358	4.4	17
32	N Jarram	A	245.7	22,940	1,434	4.3	16
33	E Woodhouse	J	201.3	20,063	1,338	3.8	15
34	M Dutson	A	168.0	17,753	1,614	3.4	11
35	J Wardle	A	188.9	17,378	1,159	3.3	15
36	J Crunden	A	140.5	12,766	1,596	2.4	8
37	M Blake	A	77.4	7,910	1,318	1.5	6
38	JJ Hughes-Dowd	A	22.7	2,179	2,179	0.4	1
39	JT Hughes-Dowd	A	19.4	1,862	1,862	0.4	1
Pos	Competitor	Class	17,009.2	1,663,756.9	1,761.1	315.1	917



# Next Circuit

Nashville



Where Do We Race Next?

What Are The Records?

Who Has Been On The Podium?

# Circuit History

The Music City Grand Prix, known as the Big Machine Music City Grand Prix for sponsorship reasons, was an IndyCar Series race held at the Nashville Street Circuit in **Nashville**, Tennessee. The race's most notable feature was its 3,578 ft (1,091 m) straightaway across the Korean War Veterans Memorial Bridge, which spans the Cumberland River. The bridge layout made the track the only one on the IndyCar circuit and one of the few in the world to cross a significant body of water. Marcus Ericsson won the inaugural event in 2021. The Grand Prix was set to host the season finale from 2024 onwards but was instead moved to the Nashville Superspeedway.

Round 10			Nashville (USA)			Round 11			
Previous Results									
Adults			1st		2nd		3rd		
DHRC 635 F1	22-Feb	2022	103' 6"	A Turnbull	N Sismey	P Rees			
DHRC 636 GC	22-Feb	2022	103' 6"	A Smith	L Pateman	R Litherland			
DHRC 667 F1	23-May	2023	103' 6"	L Pateman	A Turnbull	S Goodlip			
DHRC 681 F1	14-Nov	2023	103' 6"	C Bowles	JJ Hughes-Dowd	L Pateman			
DHRC 682 GC	14-Nov	2023	103' 6"	A Smith	S Goodlip	C Bowles			
DHRC 729 F1	13-May	2025	103' 6"						
DHRC 730 GC	13-May	2025	103' 6"						
Juniors			1st		2nd		3rd		
DHRC 635 F1	22-Feb	2022	103' 6"	L Bowles	J Thompson				
DHRC 636 GC	22-Feb	2022	103' 6"	L Bowles	J Thompson				
DHRC 667 F1	23-May	2023	103' 6"	JJ Hughes-Dowd	J Woodhouse	J Thompson			
DHRC 681 F1	14-Nov	2023	103' 6"	JJ Hughes-Dowd	J Woodhouse	L Bowles			
DHRC 682 GC	14-Nov	2023	103' 6"	L Bowles	JJ Hughes-Dowd	J Woodhouse			
DHRC 729 F1	13-May	2025	103' 6"						
DHRC 730 GC	13-May	2025	103' 6"						
Circuit Records				Lap Length 103' 6"					
Qualifying									
F1/GC	L Pateman		23May23						
	99.9 Laps								
F1	S Goodlip		14Nov23						
	46.8 Laps								
GC	A Smith		14Nov23						
	59.9 Laps								
Fastest Laps									
F1	S Goodlip		14Nov23						
	6.50 secs								
GC	A Smith		14Nov23						
	4.85 secs								
Race Laps									
F1	A Turnbull		22Feb22						
	24.4 Laps								
GC	L Pateman		22Feb22						
	31.2 Laps								
Final Points									
5.5 Points		JJ Hughes-Dowd		14Nov23					
DHORC 729 & 730									

The track map shows a 9-corner circuit. Corners 1-9 are numbered. Power inputs are marked with red stars and labeled: 18", 15", 12", and 9". The track starts at corner 4, goes to 5, then 3, 6, 2, 7, 8, 1, and ends at 9. The track is colored with blue, green, and red sections. An American flag is shown in the top right corner.

The logo for the Music City Grand Prix, featuring a stylized city skyline and the text "MUSIC CITY GRAND PRIX".





# Nashville Best Off Chart 1

Qualifying Combined					Final Points			
Pos	Adult	Laps	MPH	Date	Pos	Adult	Pts	Date
1	L Pateman	99.9	9.791	23-May-23	1	JJ Hughes-Dowd	5.5	14-Nov-23
2	S Goodlip (M)	95.1	9.321	23-May-23	2	P Rees (M)	5.0	22-Feb-22
3	A Turnbull	93.0	9.115	23-May-23	3	A Turnbull	4.5	22-Feb-22
4	N Sismey (M)	91.0	8.919	23-May-23	3	G Peach (M)	4.5	23-May-23
5	C Bowles	85.8	8.409	23-May-23	5	D Hughes-Dowd	3.5	23-May-23
6	P Rees (M)	85.6	8.390	23-May-23	5	S Goodlip (M)	3.5	14-Nov-23
7	R Litherland	83.8	8.213	23-May-23	7	D Garbett (M)	3.0	22-Feb-22
8	G Peach (M)	82.4	8.076	23-May-23	7	C Bowles	3.0	22-Feb-22
9	D Turnbull	78.1	7.655	23-May-23	7	L Blacker	3.0	23-May-23
10	L Blacker	78.0	7.645	23-May-23	7	D Latham	3.0	14-Nov-23
11	JJ Hughes-Dowd	72.9	7.145	23-May-23	11	S Gray (M)	2.5	14-Nov-23
12	A Stevenson	71.9	7.047	23-May-23	11	H Smith	2.5	14-Nov-23
13	A Woodhouse	68.6	6.724	23-May-23	13	A Smith (M)	2.0	22-Feb-22
14	D Latham	68.1	6.675	23-May-23	13	L Pateman	2.0	23-May-23
15	S Gray (M)	68.0	6.665	23-May-23	15	N Sismey (M)	1.5	22-Feb-22
16	S Smith	67.7	6.635	23-May-23	15	D Edwards	1.5	22-Feb-22
17	D Hughes-Dowd	66.4	6.508	23-May-23	15	D Turnbull	1.5	23-May-23
18	A Thompson	65.7	6.439	23-May-23	18	R Litherland	1.0	22-Feb-22
19	H Smith	65.5	6.420	23-May-23	18	C Cooper	1.0	22-Feb-22
20	A Smith (M)	N/A	N/A	N/A	18	S Smith	1.0	23-May-23
20	C Cooper	N/A	N/A	N/A	21	A Thompson	0.0	22-Feb-22
20	D Edwards	N/A	N/A	N/A	21	A Stevenson	0.0	23-May-23
20	R Lawson	N/A	N/A	N/A	21	A Woodhouse	0.0	23-May-23
Pos	Junior	Laps	MPH	Date	Pos	Junior	Pts	Date
1	JJ Hughes-Dowd	72.9	7.145	23-May-23	1	J Thompson	3.0	23-May-23
2	H Smith	65.5	6.420	23-May-23	2	L Bowles	2.0	22-Feb-22
3	J Woodhouse	60.8	5.959	23-May-23	2	JJ Hughes-Dowd	2.0	23-May-23
4	J Thompson	59.4	5.822	23-May-23	4	J Woodhouse	1.5	23-May-23
5	T Stevenson	50.5	4.950	23-May-23	4	T Stevenson	1.5	23-May-23
6	E Woodhouse	44.2	4.332	23-May-23	6	E Woodhouse	1.0	23-May-23
7	L Bowles	N/A	N/A	N/A	7	H Smith	0.5	23-May-23







### Nashville Best Off Chart 2 - F1

Qualifying					Fastest Laps					Race Laps				
Pos	Adult	Laps	MPH	Date	Pos	Adult	Time	MPH	Date	Pos	Adult	Laps	MPH	Date
1	S Goodlip (M)	46.8	9.174	14-Nov-23	1	S Goodlip (M)	6.50	10.857	14-Nov-23	1	A Turnbull	24.4	9.566	22-Feb-22
2	L Pateman	46.4	9.095	14-Nov-23	2	L Pateman	6.66	10.596	14-Nov-23	2	L Pateman	24.0	9.409	14-Nov-23
3	A Turnbull	42.9	8.409	22-Feb-22	3	C Bowles	6.96	10.139	14-Nov-23	2	JJ Hughes-Dowd	24.0	9.409	14-Nov-23
4	C Bowles	42.7	8.370	14-Nov-23	4	A Smith (M)	6.99	10.096	22-Feb-22	4	S Goodlip (M)	23.9	9.370	14-Nov-23
5	N Sismey (M)	42.6	8.351	22-Feb-22	5	A Turnbull	7.07	9.981	22-Feb-22	5	C Bowles	22.7	8.899	14-Nov-23
6	A Smith (M)	42.5	8.331	22-Feb-22	6	JJ Hughes-Dowd	7.24	9.747	14-Nov-23	6	P Rees (M)	22.6	8.860	22-Feb-22
7	G Peach (M)	41.9	8.213	14-Nov-23	7	P Rees (M)	7.25	9.734	14-Nov-23	7	N Sismey (M)	22.4	8.782	22-Feb-22
8	P Rees (M)	40.4	7.919	14-Nov-23	8	G Peach (M)	7.34	9.614	14-Nov-23	8	A Smith (M)	21.9	8.586	22-Feb-22
9	JJ Hughes-Dowd	39.6	7.763	14-Nov-23	9	S Gray (M)	7.68	9.189	22-Feb-22	9	D Garbett (M)	21.3	8.351	22-Feb-22
10	R Litherland	39.0	7.645	22-Feb-22	10	D Edwards	7.70	9.165	22-Feb-22	10	G Peach (M)	21.1	8.272	14-Nov-23
10	A Woodhouse	39.0	7.645	14-Nov-23	11	D Garbett (M)	7.78	9.070	22-Feb-22	11	D Edwards	20.4	7.998	22-Feb-22
12	D Turnbull	38.1	7.468	14-Nov-23	12	N Sismey (M)	7.81	9.036	22-Feb-22	12	S Gray (M)	20.3	7.959	14-Nov-23
13	S Gray (M)	37.1	7.272	14-Nov-23	13	C Cooper	7.83	9.013	22-Feb-22	13	R Litherland	19.7	7.723	22-Feb-22
14	D Edwards	35.3	6.920	22-Feb-22	14	R Litherland	7.86	8.978	22-Feb-22	13	A Woodhouse	19.7	7.723	14-Nov-23
15	L Blacker	34.8	6.822	14-Feb-23	15	D Latham	7.89	8.944	14-Nov-23	13	L Blacker	19.7	7.723	14-Nov-23
16	D Hughes-Dowd	32.8	6.430	14-Nov-23	16	L Blacker	7.99	8.832	23-May-23	16	D Turnbull	19.6	7.684	14-Nov-23
17	D Garbett (M)	32.4	6.351	22-Feb-22	17	A Woodhouse	8.05	8.766	23-May-23	17	D Latham	19.2	7.527	14-Nov-23
18	C Cooper	31.6	6.194	22-Feb-22	18	D Turnbull	8.06	8.755	14-Nov-23	18	A Stevenson	18.7	7.331	23-May-23
18	D Latham	31.6	6.194	14-Nov-23	19	D Hughes-Dowd	8.20	8.606	14-Nov-23	19	D Hughes-Dowd	18.5	7.253	23-May-23
20	A Thompson	29.2	5.724	22-Feb-22	20	H Smith	8.22	8.585	23-May-23	20	C Cooper	17.7	6.939	22-Feb-22
21	H Smith	26.8	5.253	14-Nov-23	21	A Stevenson	8.69	8.121	23-May-23	21	A Thompson	15.9	6.234	22-Feb-22
22	S Smith	24.2	4.744	14-Nov-23	22	S Smith	8.72	8.093	23-May-23	22	S Smith	15.8	6.194	14-Nov-23
23	A Stevenson	N/A	N/A	N/A	23	A Thompson	8.96	7.876	23-May-23	23	H Smith	15.0	5.881	23-May-23
Pos	Junior	Laps	MPH	Date	Pos	Junior	Time	MPH	Date	Pos	Junior	Laps	MPH	Date
1	JJ Hughes-Dowd	39.6	7.763	14-Nov-23	1	JJ Hughes-Dowd	7.24	9.747	14-Nov-23	1	JJ Hughes-Dowd	23.0	9.017	14-Nov-23
2	L Bowles	35.0	6.861	22-Feb-22	2	L Bowles	7.93	8.899	14-Nov-23	2	L Bowles	19.0	7.449	22-Feb-22
3	J Woodhouse	31.5	6.175	14-Nov-23	3	H Smith	8.22	8.585	23-May-23	3	J Woodhouse	18.5	7.253	14-Nov-23
4	J Thompson	26.9	5.273	22-Feb-22	4	J Woodhouse	8.40	8.401	14-Nov-23	4	H Smith	16.1	6.312	14-Nov-23
5	H Smith	26.8	5.253	14-Nov-23	5	J Thompson	9.16	7.704	23-May-23	5	J Thompson	16.0	6.273	23-May-23
6	E Woodhouse	N/A	N/A	N/A	6	E Woodhouse	10.12	6.973	23-May-23	6	T Stevenson	14.3	5.606	23-May-23
6	T Stevenson	N/A	N/A	N/A	7	T Stevenson	10.35	6.818	23-May-23	7	E Woodhouse	12.3	4.822	23-May-23

### Nashville Best Off Chart 3 - GC

Qualifying					Fastest Laps					Race Laps				
Pos	Adult	Laps	MPH	Date	Pos	Adult	Time	MPH	Date	Pos	Adult	Laps	MPH	Date
1	A Smith (M)	59.9	11.742	14-Nov-23	1	A Smith (M)	4.85	14.550	14-Nov-23	1	P Rees (M)	37.5	14.702	14-Nov-23
2	L Pateman	58.5	11.467	22-Feb-22	2	L Pateman	5.11	13.810	22-Feb-22	2	L Pateman	31.2	12.232	22-Feb-22
3	C Bowles	53.3	10.448	14-Nov-23	3	S Goodlip (M)	5.52	12.784	14-Nov-23	3	A Smith (M)	30.9	12.114	14-Nov-23
4	R Litherland	52.3	10.252	22-Feb-22	4	D Garbett (M)	5.60	12.601	22-Feb-22	4	S Goodlip (M)	29.0	11.369	14-Nov-23
5	S Goodlip (M)	51.9	10.174	14-Nov-23	5	R Litherland	5.66	12.468	22-Feb-22	5	D Garbett (M)	27.9	10.938	22-Feb-22
6	N Sismey (M)	51.8	10.154	22-Feb-22	6	A Turnbull	5.75	12.273	23-May-23	6	A Turnbull	27.5	10.781	22-Feb-22
7	D Garbett (M)	51.3	10.056	22-Feb-22	7	C Bowles	5.88	12.001	22-Feb-22	7	C Bowles	27.2	10.664	14-Nov-23
8	G Peach (M)	50.8	9.958	14-Nov-23	8	N Sismey (M)	5.93	11.900	22-Feb-22	8	N Sismey (M)	26.9	10.546	23-May-23
9	L Blacker	50.6	9.919	14-Nov-23	9	P Rees (M)	5.95	11.860	14-Nov-23	9	R Litherland	26.8	10.507	23-May-23
10	A Turnbull	49.6	9.723	22-Feb-22	10	C Cooper	5.97	11.820	22-Feb-22	10	G Peach (M)	26.4	10.350	14-Nov-23
11	P Rees (M)	48.8	9.566	22-Feb-22	11	G Peach (M)	5.99	11.781	14-Nov-23	11	L Blacker	25.3	9.919	14-Nov-23
12	D Edwards	47.5	9.311	22-Feb-22	12	L Blacker	6.09	11.588	14-Nov-23	12	D Edwards	24.0	9.409	22-Feb-22
13	D Turnbull	46.3	9.076	14-Nov-23	13	JJ Hughes-Dowd	6.23	11.327	14-Nov-23	13	D Turnbull	23.9	9.370	14-Nov-23
14	JJ Hughes-Dowd	44.5	8.723	14-Nov-23	14	D Edwards	6.32	11.166	22-Feb-22	14	H Smith	23.1	9.056	14-Nov-23
15	D Hughes-Dowd	44.2	8.664	14-Nov-23	15	S Gray (M)	6.51	10.840	14-Nov-23	15	S Gray (M)	23.0	9.017	14-Nov-23
16	S Smith	43.6	8.547	14-Nov-23	16	D Hughes-Dowd	6.59	10.708	14-Nov-23	15	D Hughes-Dowd	23.0	9.017	14-Nov-23
17	S Gray (M)	43.0	8.429	14-Nov-23	17	D Latham	6.65	10.612	14-Nov-23	17	JJ Hughes-Dowd	22.8	8.939	14-Nov-23
17	A Woodhouse	43.0	8.429	14-Nov-23	18	D Turnbull	6.72	10.501	14-Nov-23	18	D Latham	22.0	8.625	14-Nov-23
19	D Latham	41.5	8.135	14-Nov-23	19	H Smith	6.80	10.378	14-Nov-23	19	A Woodhouse	21.8	8.547	14-Nov-23
20	H Smith	35.4	6.939	14-Nov-23	20	A Stevenson	7.13	9.897	23-May-23	19	S Smith	21.8	8.547	14-Nov-23
21	C Cooper	34.9	6.841	22-Feb-22	21	A Thompson	7.15	9.870	22-Feb-22	21	A Stevenson	21.0	8.233	23-May-23
22	A Thompson	34.0	6.665	22-Feb-22	22	S Smith	7.18	9.828	14-Nov-23	22	A Thompson	19.7	7.723	23-May-23
23	A Stevenson	N/A	N/A	N/A	23	A Woodhouse	7.72	9.141	23-May-23	23	C Cooper	19.4	7.606	22-Feb-22
Pos	Junior	Laps	MPH	Date	Pos	Junior	Time	MPH	Date	Pos	Junior	Laps	MPH	Date
1	JJ Hughes-Dowd	44.5	8.723	14-Nov-23	1	L Bowles	6.46	10.924	14-Nov-23	1	L Bowles	23.2	9.095	22-Feb-22
2	L Bowles	43.3	8.488	22-Feb-22	2	JJ Hughes-Dowd	6.55	10.774	14-Nov-23	2	JJ Hughes-Dowd	22.8	8.939	14-Nov-23
3	J Woodhouse	39.3	7.704	14-Nov-23	3	H Smith	6.67	10.580	14-Nov-23	3	J Woodhouse	20.3	7.959	14-Nov-23
4	H Smith	35.4	6.939	14-Nov-23	4	J Woodhouse	6.91	10.212	14-Nov-23	4	H Smith	19.1	7.488	14-Nov-23
5	J Thompson	31.2	6.116	22-Feb-22	5	J Thompson	7.70	9.165	23-May-23	5	J Thompson	18.8	7.370	23-May-23
6	E Woodhouse	N/A	N/A	N/A	6	T Stevenson	9.50	7.428	23-May-23	6	T Stevenson	14.6	5.724	23-May-23
6	T Stevenson	N/A	N/A	N/A	7	E Woodhouse	11.33	6.228	23-May-23	7	E Woodhouse	12.7	4.979	23-May-23





Visit [dhorc.co.uk](http://dhorc.co.uk) or Find us on **facebook**

Derby HO Racing Club

**dhorc**

TOMY AFX TYCO Carrera DIGITAL

Club Night

**R&R**

# Rules & Regulations 2025



Race Group B

Race Group C

Race Group D

Derby HO Racing Club 

[www.dhorc.co.uk](http://www.dhorc.co.uk)

**dhorc**

Home of HO Le Mans

TOMY AFX TYCO

Derby HO Racing Club 

[www.dhorc.co.uk](http://www.dhorc.co.uk)

**dhorc**

Home of HO Le Mans

Carrera DIGITAL

<https://dhorc.co.uk/wp-content/uploads/2025/01/DHORC-Rules-Regs-2025.pdf>





## LEXAN BODY CATALOGUE

### Legends

SWB = 38mm (1.5")  
between axle centres

LWB = 41mm (1.6")  
between axle centres



AC Cobra  
Convertible  
LWB



Acura NSX  
GT3 2017  
LWB  
30mm Clip



Alfa Romeo 155  
Touring Car  
LWB  
29mm Clip



Alfa Romeo  
BTCC  
LWB  
30mm Clip



Alfa Romeo  
TZ3 Corsa  
SWB  
29mm Clip



Aston Martin  
Vantage GT3  
LWB



Audi  
R8LMS GT3  
LWB



Audi S3  
BTCC  
LWB  
27mm Clip



Austin  
Mini Cooper  
SWB  
28mm Clip



Bentley  
Continental GT3  
LWB  
30mm Clip



BMW  
320i Turbo Grp5  
SWB  
27mm Clip



BMW 1 Series  
BTCC  
LWB  
29mm Clip



BMW  
M1  
SWB  
30mm Clip

			
BMW M3 GT2 LWB 27mm Clip	BMW Z4 GT3 LWB	BMW Z8 Convertible LWB 30mm Clip	Bugatti EB110 SWB 32mm Clip
			
Bugatti Veyron LWB 31mm Clip			
			
Chevrolet Nastruck LWB 30mm Clip	Chevron B19 SWB or LWB 29mm Clip	Corvette C5r GT SWB 30mm Clip	Corvette C7r GT 2017 LWB 31mm Clip
			
Corvette C8r GT3 LWB	Corvette Daytona Prototype SWB 30mm Clip	Corvette 1969 Stingray SWB 30mm Clip	
			
Datsun 240Z SWB 27mm Clip	Datsun Fairlady 2000 LWB 26mm Clip	Dodge Challenger LWB 31mm Clip	





















			
Ferrari 250 gt Berlinetta Lusso SWB 30mm Clip	Ferrari 250 GTO LWB 29mm Clip	Ferrari 308 GTb LWB 28mm Clip	Ferrari 365 GTb Daytona SWB 28mm Clip
			
Ferrari 488 Gte LWB 29mm Clip	Ferrari 512 LM SWB or LWB 29mm Clip	Ferrari 575 GTc LWB 30mm Clip	Ferrari 612 Can-Am SWB 32mm Clip
			
Ferrari F40 SWB 32mm Clip	Ferrari Testarossa SWB 32mm Clip	Ford Capri SWB 30mm Clip	Ford Escort SWB 29mm Clip
			
Ford Custom Van LWB 30mm Clip	Ford Focus RS BTCC LWB 29mm Clip	Ford 2006 GT LWB 29mm Clip	Ford 2016 GT LWB Body Pins Only
			
Ford GT40 SWB 29mm Clip	Ford 2005 Mustang LWB 27mm Clip		




















			
Honda Civic BTCC LWB 28mm Clip	Honda Integra LWB 28mm Clip	Honda S2000 SWB 26mm Clip	
			
Jaguar D Type LWB 30mm Clip	Jaguar XJ 220 LWB 32mm Clip	Jaguar XJR 5 (Grp 44) SWB 32mm Clip	Jaguar XJR 9 (Grp C) SWB or LWB 33mm Clip
			
Jaguar XKR GT3 LWB 30mm Clip			Koenigsegg CCX LWB 30mm Clip
			
Lamborghini Contach SWB 29mm Clip	Lamborghini Huracan GT3 LWB 32mm Clip	Lamborghini Miura Concept LWB 30mm Clip	Lamborghini Miura Jota SWB 28mm Clip
			
Lancia LC2 SWB 31mm Clip	Lotus Elise LWB 27mm Clip	Lotus Espirit LWB	Lotus Europa LWB 31mm Clip



			
Matchbox Hi-Tailer LWB 33mm Clip	Mazda 787b (Grp C) LWB 30mm Clip	Mazda RX7 SWB 27mm Clip	McLaren F1 GTr LWB
			
McLaren MP4 12C GT3 LWB 28mm Clip	Mercedes Gullwing 300SL SWB	Mercedes 300SLR LWB	Mercedes CLK GTB LWB 30mm Clip
			
Mercedes DTM Car LWB 30mm Clip	MG 6GT BTCC LWB 28mm Clip	Mini Mini Cooper LWB 27mm Clip	Morris Minor LWB 27mm Clip
			
Mustang 1967 GT 500 SWB 30mm Clip	Mustang Mach 1 SWB 30mm Clip		
			
Nascar  SWB 32mm Clip	Nissan 300ZX SWB 31mm Clip	Nissan March 86G Gtp SWB or LWB 30mm Clip	Nissan R390 GT LWB 32mm Clip



			
Nissan 1989 R89C LWB 32mm Clip	Nissan 1977 Skyline GT-R LWB 27mm Clip	Nissan R32 Skyline SWB 30mm Clip	Nissan Grp C SWB 32mm Clip
			
Pagani Huayra LWB 29mm Clip	Pagini Zonda C12 LWB 30mm Clip	Panoz 1999 LMP-1 LWB 32mm Clip	Peugeot 905 Grp C SWB or LWB 31mm Clip
			
Pontiac 1977 Firebird LWB 30mm Clip	Porsche 908 SWB 29mm Clip	Porsche 910 LWB 32mm Clip	Porsche 911 GT3 SWB 27mm Clip
			
Porsche 911 Turbo RSR GT3 LWB 28mm Clip	Porsche 917 SWB or LWB 31mm Clip	Porsche 934 Turbo RSR SWB 26mm Clip	Porsche 935 Turbo SWB 28mm Clip
			
Porsche 956 Grp C SWB 31mm Clip	Porsche 959 SWB 29mm Clip	Porsche 962 Grp C LWB 32mm Clip	



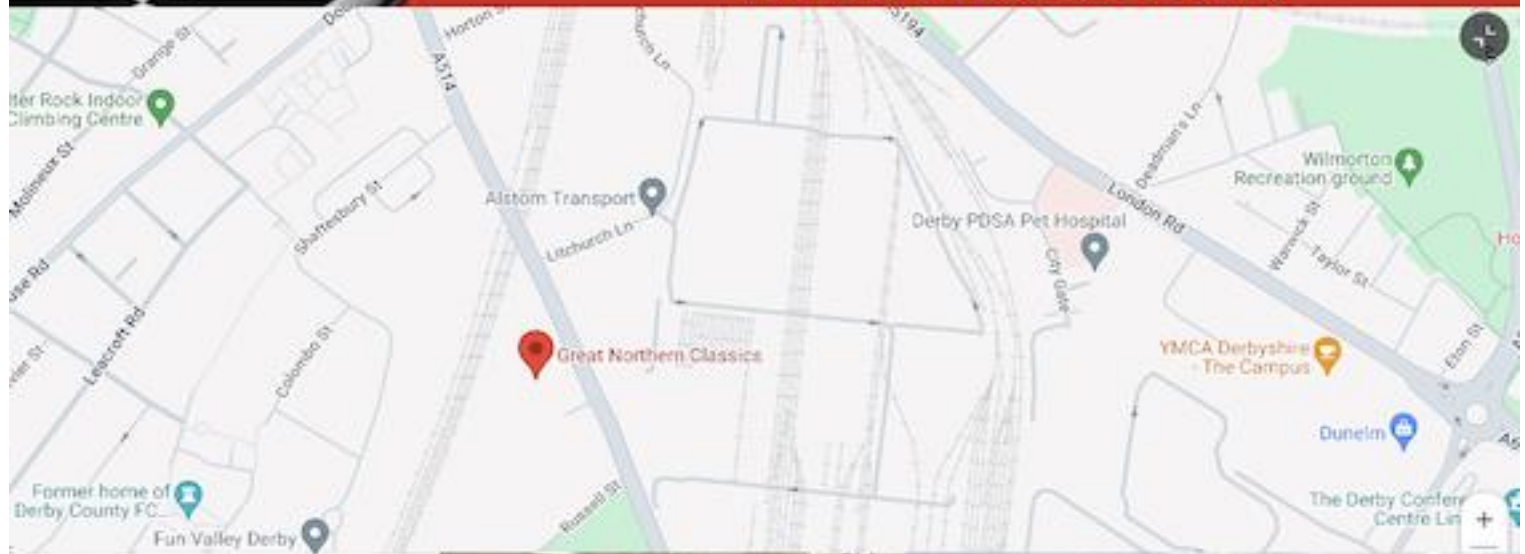
			
Renault Clio Cup Car LWB 30mm Clip	Renault Clio V6 LWB 29mm Clip	Renault Megane Trophy LWB 30mm Clip	Renault RS01 GT LWB 28mm Clip
			
Saleen S7 LWB	Sauber Mercedes C11 Grp C SWB or LWB 32mm Clip	Shadow MK 11a LWB 31mm Clip	Shelby Cobra Daytona Coupe SWB 31mm Clip
			
Subaru Levorg BTCC LWB 28mm Clip			
			
Toyota 88C-V Grp C SWB or LWB 32mm Clip	Toyota GT-One LWB	Triumph TR7 LWB 28mm Clip	TVR Sagaris LWB
			
Wiesmann GT MF5 SWB or LWB			Zakspeed Grp 5 Capri SWB or LWB 30mm Clip



# Where is DHORC?



[www.dhorc.co.uk](http://www.dhorc.co.uk)



**GREAT  
NORTHERN  
CLASSICS**



Great Northern Classics  
274 – 278 Osmaston Road  
Derby DE24 8AE

Nick Sismey  
[sismey@hotmail.co.uk](mailto:sismey@hotmail.co.uk)  
07984339192