

Visit [dhorc.co.uk](http://dhorc.co.uk) or Find us on **facebook**

Derby HO Racing Club   
[www.dhorc.co.uk](http://www.dhorc.co.uk)

**dhorc**

Home of HO Le Mans

TOMY AFX  
TYCO

Club Night

7 2 9

Round 10

Nashville – GC

13 May 25

Mike wins  
closest  
Final of  
the night!

**UK CAR  
EVENTS**

**CSL**  
[cslautomation.co.uk](http://cslautomation.co.uk)

**WORKSHOP  
TOOLS**  
**woodland  
auto centre**



## ADULTS

- 01 A SMITH
- 02 R LITHERLAND
- 03 L SMITH

## JUNIORS

- 01 JJ HUGHES-DOWD
- 02 JT HUGHES-DOWD
- 03 J WOODHOUSE

**This Week:** Bulldog Ring – Slot Car Festival – Workshop Tools - Miami



## History and Key Facts

### HO Club founded on 7 July 1992

- DHORC: Derby HO Racing Club ("HO" Is The Scale = 1/64th)
- Tenant at Great Northern Classics, open to all!
- Home of world famous international Le Mans 24 Hour race.
- Smaller scale version of Scalextric, once set up works all night!
- Four and Eight lane circuits
- Computerised timing
- Statistics for every meeting and every member since July 1992
- Over 20 race meetings each year
- 50+ circuit designs, up to 567 feet in length
- Eight-lane routed DHORCingham oval
- Two car categories – Tyco open wheel (F1)
  - Tomy SGP, BSRT, VSR enclosed wheel (GC)



### Carrera Digital Club 1<sup>st</sup> race 18 January 2022

- 1/32<sup>nd</sup> Carrera Digital GT Cars
- 15 Evenings a year, minimum 3x15-minute races per driver per evening.
- 13 circuits, including 2 Sprint circuits
- Full computerised timing and stats through SmartRace App



## The Club Nights and Magazine Coverage

### HO

- Racing starts between 18:45 and 19:00 hours – Finished by 21:30 hours
- Minimum of four 3-minute qualifying races & up to two Finals (F1 & GC) for each member
- Championship points for all members
- Magazine produced for every meeting covering every member & track statistic

### Carrera Digital

- Racing starts between 18:00 and 18:15 hours – Finished by 21:30 hours
- Magazine produced after each evening
- Championship points for all members

- Rules & regulations booklet covering all the DHORC rules produced each year
- Great family atmosphere, a help-all culture

### Membership Fees, Car Costs and Prizes

- Adult £40 and junior (under 16) £20 for HO & Carrera, £50/£25 combined
- Only £50 Total expenditure for two cars HO Cars, £65 one Carrera
- All cars and spares can be bought at club
- Adult, Masters (over 56), Junior (16 & under) HO Championships
- Adult & 70+ Carrera Championships





# Editorial 729



**Wow that was close**, what a race, **Mike Graham** pipping **Andrew Woodhouse** by just inches as shown on the front cover in the 'F' Final with **Steve Whittaker** only 0.2 laps further back. Several folk remarked what a great track Nashville was, and it certainly provided some great racing!

Congrats to Mike for taking his second Early Parents' win of the year and to **Angus Smith** for taking his fifth Adult win of 2025 and second Masters' victory. **JJ Hughes-Dowd** continues to dominate the Juniors with nine wins from ten starts and he looks to become our 12<sup>th</sup> Junior to win two Championships. No Junior has ever won three, 2026 will be his last chance if he wins his second this year. Time will tell. Congrats on your third win at Nashville JJ.

We are very excited about our new permanent track which we are calling the Bulldog Ring after **Barry Johnson's** excellent chassis. Build is beginning on 20May25. **Stuart Gray** has already been busy with the wooden structure below and **Phil Rees** on the kerbing. It's going to look great.



Finally welcome aboard Workshop Tools as our latest barrier sponsor. Their barriers we displayed around Nashville.

**Nick Sismey**



Front Cover: Mike Graham & Andrew Woodhouse after their titanic 'F' Final

Committee...2025			
Chairman / Treasurer	Nick Sismey	M 07984 339 192	sismey80@hotmail.co.uk
Vice Chairman	Phil Rees	M 07912 378 652	dhorcman.p.r@ntlworld.com
Secretary	Laura Edwards	M 07501 217 254	laurabubbles07@hotmail.co.uk
CD Spares	Stuart Gray	M 07874 253 955	stuartgray7@btinternet.com
HO Spares + HO & CD Race Control	Lewis Blacker	M 07713 059 906	lewisjayblacker@outlook.com
HO Race Control	Dan Turnbull	M 07751 302 255	danielturnbull@btinternet.com
HO Race Control & YouTube	Dan Hughes-Dowd	M 07568 480 438	dthd1984@gmail.com
HO & CD Race Control	Liam Smith	M 07477 698 158	liam-smith-93@hotmail.co.uk
Carrera Digital Race Control	Dean Garbett	M 07964 854 084	garbett@sky.com
HO Carrera Digital Scrutineer	Angus Smith	M 07591 813 431	angus@angussmith500.plus.com
HO Carrera Digital Scrutineer	Simon Goodlip	M 07803 551708	simon.goodlip@sky.com
Carrera Digital	Steve White	M 07859 999 480	wslotcarsteve@gmail.com

THIS SLOT CAR MAGAZINE IS PUBLISHED AND COPYRIGHT 2025 BY DHORC, AND NO PORTION MAY BE REPRODUCED OR TRANSMITTED WITHOUT WRITTEN PERMISSION, AND MAY CONTAIN ARTICLES AND GRAPHICS REPRINTED WITH THE PERMISSION OF THE ORIGINAL COPYRIGHT HOLDER, WHO RETAINS ALL RIGHTS.

# Contents .....729

Page	Details
003	Editorial
004	Contents
005	News & Views Including..... 1. Acknowledgements 2. New permanent track named Bulldog Ring 3. DHORC does the Slot Car Festival 10/11May25 4. Workshop Tools joins our list of barrier sponsors 5. Kimi Antonelli trying HO at Miami Grand Prix
006	2025 Calendar
008	2025 Winners & Continuous Club Night Attendance Records
010	DHORC Official Clothing
012	Slot Cars & Spares
013	Razorlite Lexans HO
014	Race Report – Nashville GC – 13 May 2025 - Round 10 of 32 Including..... Page 24 - Race Results Page 32 - Best Results Page 40 - Championship Tables
048	Members' Statistics
065	Next Circuit - Dijon-Prenois – 03 June 2025 - Rounds 11 & 12 of 32
070	Rules and Regulations
071	Razorlite Lexans HO Catalogue



**SLOT CARS DIRECT**  
UK's HO 1/64th Slot Car Specialist  
We specialize in Tomy AFX, Viper Scale Racing  
and Bulldog Racing Products.

**AFX<sup>TM</sup> RACING**

**Viper Scale Racing**

# News & Views.....729

## 1. Acknowledgements for DHORC 729

<b>Steve Whittaker</b>	Setting Up & Marshalling	<b>Luca Whittaker</b>	Marshalling
<b>Stuart Gray</b>	Setting Up, Marshalling & PA	<b>Lee Pateman</b>	Marshalling & PA
<b>Liam Smith</b>	Setting Up, RC, PF & PA	<b>Macaully Dutson</b>	SU, Marsh, PA & Lock
<b>Lewis Blacker</b>	Parc Ferme, RC, Spares & PA	<b>Nick Jarram</b>	Marshalling & PA
<b>Leo Sismey</b>	Setting Up	<b>James Wardle</b>	Marshalling & PA
<b>Dan Turnbull</b>	Race Control & Packing Away	<b>Jim Dudley</b>	Marshalling & PA
<b>Angus Smith</b>	Race Control, Marshalling & PA	<b>Gordon Reynolds</b>	Marshalling & PA
<b>Mike Graham</b>	Marshalling	<b>Jimmy Graham</b>	Marshalling
<b>Dan Hughes-Dowd</b>	Parc Ferme & Marshalling	<b>JJ Hughes-Dowd</b>	Marshalling
<b>Andrew Woodhouse</b>	Marshalling	<b>Jenson Woodhouse</b>	Marshalling
<b>Colin Blake</b>	Marshalling & Packing Away	<b>Reuben Litherland</b>	Marshalling & PA
<b>James Crunden</b>	Marshalling	<b>Baxter Crunden</b>	Marshalling
<b>Anthony Brazell</b>	Marshalling	<b>Zac Brazell</b>	Marshalling
<b>JT Hughes-Dowd</b>	Marshalling		

## 2. New permanent track named Bulldog Ring

We are pleased to announce that our new 95'2" permanent 4-lane HO Tomy AFX corporate track, in conjunction with **Barry Johnson's** Slot Cars Direct, based at Great Northern Classics, will be known as the Bulldog Ring.

The Bulldog chassis was introduced as an improved replacement of the Tomy Turbo chassis, which we ran in 25 of our Le Mans 24-hour races. Slot Cars Direct have made a great chassis into an even better chassis, and we look forward to running it on our track named after it.

There has been a lot of work going on behind the scenes, with track build targeted for 20May25.

Watch this space for more info.



<div> <div> Derby HO Racing Club </div> <div> dhere </div> </div> <div> HO Calendar 2025 </div> <div> Derby HO Racing Club </div>
---

### 3. DHORC does the Slot Car Festival 10/11May25

DHORC was represented at the Slot Car Festival today by **Victor de Oliveira**, **Adi Rowland**, **Phil Rees** and **Nick Sismey** all decked out in their resplendent DHORC Polo shirts!

Great to talk to old friends **Roger Barker** (who is part of the team who runs the event), **Adrian Norman** (our former contact at Hornby and now the producer of the excellent Scalextric Ultimate Guide Books ) and **Doug Passell** (founder and organiser of the former Chesterfield HO Racing Club). We also made some great new contacts and picked up six Tyco F1s for the club shop.





# Winners 2025



F1 Qualifies on Yellow & Red, F1 on Green & Blue Lanes

Day	Date	Rnd	Track	Final	Adults	Masters	Juniors	Early Parents
Tue	07-Jan	1	Miami	F1	C Bowles	S Goodlip / N Sismey	JJ Hughes-Dowd	A Woodhouse
Tue	07-Jan	2	Miami	GC	A Smith	S Goodlip / P Rees	JJ Hughes-Dowd	M Graham
Tue	28-Jan	3	Interlagos	F1	S Goodlip	S Goodlip (3)	JJ Hughes-Dowd	D Hughes-Dowd
Tue	18-Feb	4	Cadwell Park	F1	R Litherland	Kev / Phil / Steve	JJ Hughes-Dowd	A Woodhouse
Tue	18-Feb	5	Cadwell Park	GC	C Bowles	G Reynolds	JJ Hughes-Dowd	A Woodhouse (3)
Tue	11-Mar	6	Monaco	GC	C Bowles (3)	S Whittaker (2)	JJ Hughes-Dowd	S Whittaker
Tue	01-Apr	7	Long Beach	F1	A Smith	J Dudley	JJ Hughes-Dowd	A Stevenson
Tue	29-Apr	8	Zandvoort	F1	A Smith	G Reynolds (2)	JJ Hughes-Dowd	D Hughes-Dowd
Tue	29-Apr	9	Zandvoort	GC	A Smith	A Smith	JT Hughes-Dowd	D Hughes-Dowd (3)
Tue	13-May	10	Nashville	F1	A Smith (5)	A Smith (2)	JJ Hughes-Dowd (9)	M Graham (2)
Tue	03-Jun	11	Dijon-Prenois	F1				
Tue	03-Jun	12	Dijon-Prenois	GC				
Tue	24-Jun	13	Brasilia	F1				
Tue	24-Jun	14	Brasilia	GC				
Tue	15-Jul	15	Jacarepagua	F1				
Tue	15-Jul	16	Jacarepagua	GC				
Tue	22-Jul	17	dhordingham	F1				
Tue	22-Jul	18	dhordingham	GC				
Tue	22-Jul	19	dhordingham	F1				
Tue	22-Jul	20	dhordingham	GC				
Tue	05-Aug	21	Florano	F1				
Tue	05-Aug	22	Florano	GC				
Tue	23-Sep	23	Jarama	F1				
Tue	23-Sep	24	Jarama	GC				
Tue	30-Sep	25	Pukekohe	F1				
Tue	30-Sep	26	Pukekohe	GC				
Tue	21-Oct	27	Misano	F1				
Tue	21-Oct	28	Misano	GC				
Tue	11-Nov	29	Trois-Rivieres	F1				
Tue	11-Nov	30	Trois-Rivieres	GC				
Tue	25-Nov	31	Watkins Glen	F1				
Tue	25-Nov	32	Watkins Glen	GC				



## Race Winners





Derby HO Racing Club  
www.dhorc.co.uk  
Home of HO Le Mans

Adults	Masters	Juniors	Early Parents
			
Angus Smith Adults	Angus Smith Masters	JJ Hughes-Dowd Juniors	Mike Graham Early Parents

## Continuous Club Night Attendance Records

Members below have built up ten or more continuous Club Night attendances, including DHORC 729:-

Nick Sismey	278 Club Nights	Andrew Woodhouse	32	Lewis Blacker	30
Dan Hughes-Dowd	22	JJ Hughes-Dowd	22	Angus Smith	18
Luca Whittaker	14	Lee Pateman	12	Colin Blake	10
Reuben Litherland	10				

Record Club Night Attendance	Phil Rees	706
------------------------------	-----------	-----

Record Continuous Club Night Attendance	Nick Sismey	278
---	-------------	-----

Record Continuous Evening Attendance	Nick Sismey	226
--------------------------------------	-------------	-----



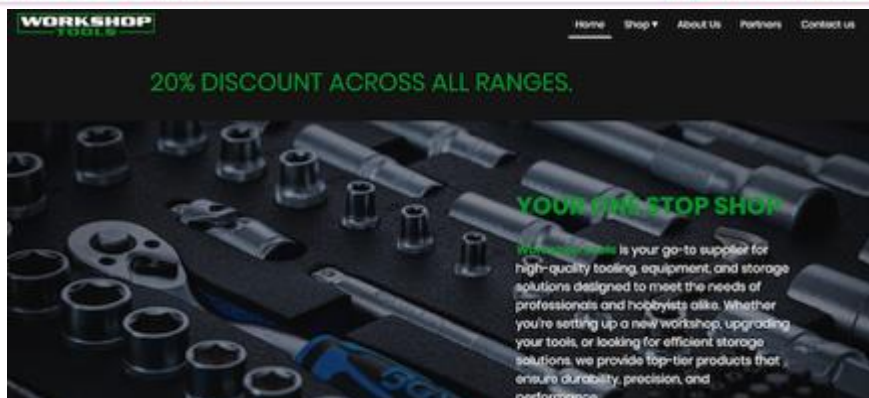
IBB Slot Racing - the parent company of Scaleauto have become the European importer and distributor for AFX Racing based in the USA. Great news for the scale however as we have more track than we can eat and with us not running their current Mega-G chassis we probably won't get too involved with them.

#### 4. Workshop Tools joins our list of barrier sponsors

We are pleased to advise that Workshop Tools has joined our list of barrier sponsors this week. The barriers had been made for some time however the majority of the payment has now come through. Please check out their website here. <http://work-shop-tools.co.uk/>

**WORKSHOP  
TOOLS**

**WORKSHOP  
TOOLS**





Derby HO Racing Club  
www.dharc.co.uk  
Home of HO Le Mans  
TOMY ARK TYCO

# Official Clothing



Derby HO Racing Club  
www.dharc.co.uk  
Home of HO Le Mans  
Carrera DIGITAL



**Polo Shirts**



**Polo Shirts**



**Hoodies**



**Caps**

**Contact**  
**Nick Sismey**

## 5. *Kimi Antonelli trying HO out at Miami Grand Prix*

As covered on our Facebook page below current F1 driver Kimi Antonelli recently tried out HO slot car racing. It took Dan two weeks nearly to get clearance from F1 to release the video.



Derby HO Racing Club

1h · 🌐



With apologies for the quality of the video, F1 ace Kimi Antonelli running on Brad Bowman's routed HO Miami F1 circuit at the Miami Grand Prix. Dan DeCosmo was running the race and giving the commentary.

Brad built both our routed Le Mans and Rockingham Oval tracks in Escondido, California at the turn of the century. Dan won our last 24-Hour Le Mans race in 2019. Both great friends of DHORC.



Nick Sismey



# Slot Cars & Spares



## Open Wheel (F1)

		Body	£10.00
		Chassis	£10.00
		Whole Car	£20.00
Pickup Shoes (Pair)	£1.20	Bulkhead	£3.70
Pickup Springs	£0.82	Armature	£5.60
Pinion Gear	£1.50	Crown/Pinion Gear	£2.50
Front Tyres (Pair)	£1.00	Rear Tyres (Pair)	£2.00
Front Axle	£2.00	Sponge (Pair)	£2.50
Brush Springs (Pair)	£1.18	Rear Axle with tyres	£4.50
Brushes (Pair)	£1.70	Guide Pins	£1.20
Motor Magnets (Pair)	£2.45	Traction Magnets (Pair)	£2.00
		Brush Tubes (Pair)	£2.00



## Enclosed Wheel (GC)



		VSR Chassis	£30.00
		Painted Lexan Body	£10.00
Pickup Shoes (Pair)	£1.40	Viper Endbell	£7.45
Pickup Springs	£0.52	Armature	£4.95
#417 7T Delrin Pinion Gear	£1.38	22T VSR Crown Gear	£2.08
Front Axle, Wheels and Tyres	£4.00	Rear Tyres (Pair)	£2.50
Rear Axle, Crown Gear & Tyres	£8.00	Guide Pins	£2.25
Rear Narrow Hubs (Pair)	£3.00	VSR Pro Blank Chassis	£8.50

Please Note: The Spares box may carry more items than listed here.



Updated 22May24



Visit our  
Facebook Page  
or the back of  
this magazine



Clear plastic bodies to suit a variety of HO  
chassis. Many not found elsewhere



# Race Report



## Round 10

## Nashville – GC

## 13<sup>th</sup> May 2025



Angus Smith has won the last four races in a row beating his previous best of three.

Round 10				Nashville (USA)			13-May-25
				Previous Results			
Adults				1st	2nd	3rd	
DHRC 635 F1	22-Feb	2022	103' 6"	A Turnbull	N Sismey	P Rees	
DHRC 636 GC	22-Feb	2022	103' 6"	A Smith	L Pateman	R Litherland	
DHRC 667 F1	23-May	2023	103' 6"	L Pateman	A Turnbull	S Goodlip	
DHRC 681 F1	14-Nov	2023	103' 6"	C Bowles	JJ Hughes-Dowd	L Pateman	
DHRC 682 GC	14-Nov	2023	103' 6"	A Smith	S Goodlip	C Bowles	
DHRC 729 GC	13-May	2025	103' 6"	A Smith	R Litherland	L Smith	
Juniors				1st	2nd	3rd	
DHRC 635 F1	22-Feb	2022	103' 6"	L Bowles	J Thompson		
DHRC 636 GC	22-Feb	2022	103' 6"	L Bowles	J Thompson		
DHRC 667 F1	23-May	2023	103' 6"	JJ Hughes-Dowd	J Woodhouse	J Thompson	
DHRC 681 F1	14-Nov	2023	103' 6"	JJ Hughes-Dowd	J Woodhouse	L Bowles	
DHRC 682 GC	14-Nov	2023	103' 6"	L Bowles	JJ Hughes-Dowd	J Woodhouse	
DHRC 729 GC	13-May	2025	103' 6"	JJ Hughes-Dowd	JT Hughes-Dowd	J Woodhouse	
Circuit Records				Lap Length 103' 6"			
Qualifying							
F1/GC	L Pateman	23May23	99.9 Laps				
F1	S Goodlip	14Nov23	46.8 Laps				
GC	A Smith	14Nov23	59.9 Laps				
Fastest Laps							
F1	S Goodlip	14Nov23	6.50 secs				
GC	A Smith	14Nov23	4.85 secs				
Race Laps							
F1	A Turnbull	22Feb22	24.4 Laps				
GC	A Smith	13May25	31.3 Laps				
Final Points							
5.5 Points	JJ Hughes-Dowd	14Nov23					



## DHRC 729



JJ Hughes-Dowd made it three wins from four starts at Nashville and took his ninth Junior win of the year.



Dan Hughes-Dowd kindly ran Parc Ferme until Lewis Blacker arrived



## Angus makes music in Nashville

**'A' Final** – **Angus Smith** made it four straight Club Night wins for the first time in his career and back-to-back Nashville wins after his last GC win in Music City on 14Nov23. His 31.3 laps in the 'A', which gave him his 73<sup>rd</sup> career win and 5<sup>th</sup> of the year, beat **Lee Pateman's** track record set on 22Feb22 by a mere tenth of a lap, 31.3 laps to 31.2! Lee however maintained his Qualifying record set on 23May23 (this race really should have taken place on 25May25!) of 99.9 laps by a tenth as Angus' 86<sup>th</sup> (8<sup>th</sup> from last 9) Pole saw him record 99.8 laps! This places Angus alongside **Nick Sismey** in fourth place in the all-time Pole stats and with him taking his fifth straight Pole, he beats his previous best of four consecutive Poles. Just to add to his accolades Angus took his 85<sup>th</sup> (6<sup>th</sup>) fastest lap and 90<sup>th</sup> (7<sup>th</sup>) best race laps, with four in a row beating his previous three. Despite Chris Bowles not making Nashville he remains in second in the Championship, now 101 points back.

**Reuben Litherland** took second for the third time in four Club Nights and continues to lead the most laps race in 2025 with 988.9 laps amassed to date. He was 4.3 laps behind Angus such was our four time Champion's supremacy and now is only a point behind Chris in the Championship in third. **Liam Smith** fought through from the 'B' to take his best result in nearly six years, third, just 0.7 laps behind Reuben. Despite missing half the Club Nights this year he holds the record of seven Final wins in 2025, winning at least one Final in each of the five Club Nights he has attended. He is only 1.5 points behind second placed Reuben in the Final Challenge! Lee took up second place on the grid, setting the most F1 race laps of the night and matching Angus on lap time, but the 'A' simply didn't go his way with our 2023 F1 Nashville winner closing out the last race of the day nearly five laps back in fourth.



**'B' Final** – **Dan Turnbull** was only half a lap away from making an 'A' Final appearance for the first time since 2016! However it was Liam who just squeezed through to take his 99<sup>th</sup> Final win. Dan had taken his 37<sup>th</sup> Final win by dispatching all in the 'C' and then passed two 'B' Final incumbents. **Lewis Blacker** maintained his sixth place grid slot however as Nick dropped from fourth to seventh at the flag. Lewis' 1.0 Final point keeps him atop the Final Challenge by 1.5 points from Reuben who closed the gap by 0.5 points. Lewis was 1.3 laps behind Dan, Nick another two!



Dan Turnbull returned to carry out the majority of Master of Ceremonies duties at Race Control

**'C' Final** – **Macaully Dutson** is a Final winner at last. After three years and 46 starts he finally took his first win, taking command of the 'D'. He even added another tenth of a lap to his 'D' score in the 'C' Final, losing out to Dan by just 1.4 laps while also setting a much quicker lap than Dan. This saw Macaully shoot up from 17<sup>th</sup> on the grid to 8<sup>th</sup> overall, his best result in nearly a year.

Despite out qualifying Macaully by 10.9 laps and five grid spots **Colin Blake** couldn't match Macaully in the 'C', his tyres clearly not as hot as Macaully's after his 'D' Final win. They were separated by 1.9 laps. Another 2.1 laps back was **Stuart Gray**, our now most senior racer who is still showing many much younger racers in both HO and Carrera Digital the way.

**'D' Final** – **Nick Jarram** hurled his stately Volvo 850 estate around the Nashville circuit to take 11<sup>th</sup>, matching eventual winner Macca on lap time but losing out by exactly a lap. Having now completed five Club Nights we can start to check out his PBs. Eleventh was indeed his best finish to date, beating 12<sup>th</sup> on 18Feb25 in the GC race at Cadwell Park, his second race. Nick also set the 14<sup>th</sup> fastest lap here, beating his 17<sup>th</sup> at the Long Beach F1 race on April Fool's day and his 14<sup>th</sup> in best race laps beat his 15<sup>th</sup> at the Cadwell Park F1 race on 18Feb25. Things are on the up for Nick.

The same thing can be said for Nick's mate **James Wardle**, who won his first ever Final at only his fifth attempt, winning the 'E' to fight for places in the 'D'. He unfortunately progressed no further as Macca, Nick and **Jim Dudley** all kept ahead of him here, Jim taking 12<sup>th</sup> with a 2.3 lap lead over James. Fortunately however this was James best ever finish, 13<sup>th</sup> beating his 17<sup>th</sup> at the GC Cadwell Park meeting after taking a PB 17<sup>th</sup> on the grid, two places better than his F1 Cadwell Park start. He then took the 15<sup>th</sup> best fast lap beating 17<sup>th</sup> and 18<sup>th</sup> best race laps beating 20<sup>th</sup>, both set at the F1 Cadwell Park race.

**'E' Final** – **Gordon Reynolds** took his first Final win in only his second Club Night in February. However he was unable to stop James taking his first here, despite a quicker lap time, 2.3 laps the deficit. James had actually matched fellow first timer in the Final winners' circle Macca but had to start in the 'E' as the latter had the better race laps, so moved to the bottom of the 'D' on the grid.

**'Early Parents' 'F' Final** – **Mike Graham**, having already won through from the 'G', took the win in the most hotly contested Final of the evening. He and Championship leader **Andrew Woodhouse** matched each other lap after lap with Pole sitter **Steve Whittaker** never too far away. As can be seen on the front cover of this magazine Mike won the race by mere inches from Andrew with Steve only 0.2 laps back. Had Steve scored the same number of laps as he did on Green Lane in Qualifying he would have won the race by 0.9 laps. That Green Lane score was enough to take him to six in best race laps beating his 8<sup>th</sup> at the Monaco GC race on 11Mar25. But the night belonged to Mike, what a race!

After taking the last two Early Parents' wins **Dan Hughes-Dowd** had to settle for fourth this time, but I am sure he will be back!

**'Early Parents' 'G' Final** – **James Crunden** was back after watching multi-coloured balls at The Crucible last time out rather than multi-coloured cars at DHORC. He was no slouch in only his third Club Night lapping 0.08 seconds quicker than our winner Mike, losing out by 1.7 laps. This was James' second Wooden Spoon, matching Steve and Jim on the same number. Funnily the last five Wooden Spoon winners have all been called James!

#### MASTERS REPORT

### Angus' back-to-back wins strengthens Championship lead.

Angus made it two Master wins from the last two starts adding 1.5 points to his Championship lead. Gordon took second with Jim and Steve in joint third. Nick and Stuart made fifth their own.



Macaully Dutson couldn't believe he won his first Final in his 46<sup>th</sup> attempt!

# JUNIOR REPORT

## JJ back at the top of the pile

**'A' Final** – After the blip of older brother **JT Hughes-Dowd** taking his first win of the year at the Long Beach GC Club Night **JJ Hughes-Dowd** was back in command at the Nashville GC race with his ninth win (we thought it was eight hence the eight fingers held up below!) of the year. This was JJ's third win at Nashville from four starts and 42<sup>nd</sup> (9<sup>th</sup>) of his career. He beat bruv by 4.1 laps and extends his lead over JT in the Championship by 10 points to 114. JJ preceded this by taking his 40<sup>th</sup> (9<sup>th</sup>) Pole by breaking his own Qualifying record from 23May23 by 8.8 laps leaving it at 81.7 laps. This was also his eighth straight Pole beating his PB of seven.

JJ's 25.8 laps and 6.07 second lap time on Green Lane in Qualifying beat Lewis Bowles' 23.2 laps track record set on 22Feb22 and 6.46 second lap time on 14Nov23 taking JJ to 57 track records. This was also JJ's 38<sup>th</sup> (9<sup>th</sup>) best race laps, eight in a row beating his seven and 36<sup>th</sup> (8<sup>th</sup>) fastest lap.

There were two other racers also in the 'A' with **Jenson Woodhouse** taking second on the grid but losing out to JT in the Final, finishing 1.6 laps back in third. **Baxter Crunden** leapfrogged from seventh on grid to take his very first Final win in his fifth Club Night. He took a career best fourth place finish beating his fifth at the last Club Night, the Long Beach GC race on 29Apr25, setting the second fastest lap in the 'A'. Baxter's 22.5 laps in the 'B' was also the second best of the evening beating his fifth at the F1 Long Beach Club Night.



**'B' Final** – **Jimmy Graham** made it two fifth place finishes in a row, losing out to a dominant Baxter by 4.0 laps. Another 1.1 laps back was **Luca Whittaker** who remains in second in the Final Challenge with **Zac Brazell** returning to take seventh, car problems restricting his laps here.

Tommy Tyco



Zac Brazell returned to the fold after missing Zandvoort

# Race Results



Who Came Where?

Who Scored What?



Reuben Litherland took his third runner's up spot in the last four Club Nights

DERBY H:O RACING CLUB CHAMPIONSHIP RACE 729											
Nashville - 13 May 2025 - Round 10 - GC Finals											
M = HO Master			MASTER POINTS TABLE						NM = NON MEMBER		
QUALIFYING			FINAL POSITIONS			POINTS TOTAL			FINAL POINTS		
POS	ADULT	LAPS	POS	ADULT	PTS	POS	ADULT	PTS	POS	ADULT	PTS
1	A Smith (M)	99.8	1	A Smith (M)	45	1	A Smith (M)	49	1	M Graham	4.0
2	L Pateman	89.4	2	R Litherland	38	2	R Litherland	38	2	D Turnbull	3.5
3	R Litherland	88.3	3	L Smith	34	3	L Smith	34	2	M Dutson	3.5
4	N Sismey (M)	84.4	4	L Pateman	31	4	L Pateman	33	4	L Smith	3.0
5	L Smith	83.8	5	D Turnbull	29	5	D Turnbull	29	5	J Wardle	2.5
6	L Blacker	81.1	6	L Blacker	28	6	L Blacker	28	6	A Smith (M)	2.0
7	D Turnbull	78.5	7	N Sismey (M)	27	7	N Sismey (M)	27	7	R Litherland	1.5
8	S Whittaker (M)	77.3	8	M Dutson	26	8	M Dutson	26	7	A Woodhouse	1.5
9	A Woodhouse	74.3	9	C Blake	25	9	C Blake	25	7	N Jarram	1.5
10	D Hughes-Dowd	73.8	10	S Gray (M)	24	10	S Gray (M)	24	7	J Crunden	1.5
11	M Graham	72.3	11	N Jarram	23	11	N Jarram	23	7	G Reynolds (M)	1.5
12	C Blake	69.2	12	J Dudley (M)	22	12	J Dudley (M)	22	12	L Blacker	1.0
13	S Gray (M)	68.8	13	J Wardle	21	13	J Wardle	21	12	S Whittaker (M)	1.0
14	N Jarram	68.7	14	G Reynolds (M)	20	14	G Reynolds (M)	20	12	C Blake	1.0
15	J Dudley (M)	60.7	15	M Graham	19	15	M Graham	19	12	J Dudley (M)	1.0
16	J Crunden	59.0	16	A Woodhouse	18	16	A Woodhouse	18	16	L Pateman	0.5
17	M Dutson	58.3	17	S Whittaker (M)	17	17	S Whittaker (M)	17	16	N Sismey (M)	0.5
17	J Wardle	58.3	18	D Hughes-Dowd	16	18	D Hughes-Dowd	16	16	D Hughes-Dowd	0.5
19	G Reynolds (M)	57.0	19	J Crunden	15	19	J Crunden	15	16	S Gray (M)	0.5
QUALIFYING			FINAL POSITIONS			POINTS TOTAL			FINAL POINTS		
POS	JUNIOR	LAPS	POS	JUNIOR	PTS	POS	JUNIOR	PTS	POS	JUNIOR	PTS
1	JJ Hughes-Dowd	81.7	1	JJ Hughes-Dowd	45	1	JJ Hughes-Dowd	49	1	B Crunden	2.5
2	J Woodhouse	74.9	2	JT Hughes-Dowd	38	2	JT Hughes-Dowd	39	2	JJ Hughes-Dowd	2.0
3	JT Hughes-Dowd	73.9	3	J Woodhouse	34	3	J Woodhouse	34	3	JT Hughes-Dowd	1.5
4	J Graham	67.5	4	B Crunden	31	4	B Crunden	31	3	J Graham	1.5
5	Z Brazzel	63.0	5	J Graham	29	5	J Graham	29	5	J Woodhouse	1.0
6	L Whittaker	60.4	6	L Whittaker	28	6	L Whittaker	28	5	L Whittaker	1.0
7	B Crunden	57.1	7	Z Brazzel	27	7	Z Brazzel	27	7	Z Brazzel	0.5



Jim Dudley equalled his best finish with 12<sup>th</sup> on Tuesday.



Liam Smith had a busy day with setting up, helping out with Parc Ferme and Race Control together with packing away. He also took his best result, third, since 2019. Here running the last Qualifying Group of mates Nick Jarram and James Wardle.



DERBY H:O RACING CLUB CHAMPIONSHIP RACE 729

Nashville - 13 May 2025 - Round 10 - GC Finals

dhc logo

FORMULA 1 CAR LAPS & TIMES							GROUP 'C' CAR LAPS & TIMES						
FASTEST LAPS				BEST RACE LAPS (3 MINS)			FASTEST LAPS				BEST RACE LAPS (3 MINS)		
POS	ADULT	TIME	SPEED	POS	ADULT	LAPS	POS	ADULT	TIME	SPEED	POS	ADULT	LAP
1	A Smith (M)	7.18	9.828	1	L Pateman	22.1	1	A Smith (M)	5.21	13.545	1	A Smith (M)	31.3
1	L Pateman	7.18	9.828	2	A Smith (M)	21.8	2	R Litherland	5.45	12.948	2	R Litherland	27.3
3	R Litherland	7.45	9.472	3	R Litherland	19.7	3	L Pateman	5.55	12.715	3	L Smith	26.3
4	L Smith	7.46	9.460	4	L Smith	19.6	4	L Smith	5.92	11.920	4	L Blacker	25.1
5	A Woodhouse	7.90	8.933	5	D Turnbull	19.0	5	L Blacker	5.96	11.840	5	L Pateman	24.8
6	L Blacker	7.96	8.865	6	N Sismey (M)	18.7	6	N Sismey (M)	6.25	11.291	6	S Whittaker (M)	24.7
7	D Hughes-Dowd	8.10	8.712	7	A Woodhouse	18.4	7	S Whittaker (M)	6.34	11.131	7	D Turnbull	24.6
8	S Gray (M)	8.23	8.575	7	S Gray (M)	18.4	8	M Graham	6.45	10.941	8	M Graham	24.3
9	M Dutson	8.25	8.554	9	L Blacker	17.3	9	M Dutson	6.84	10.317	9	N Sismey (M)	24.0
10	D Turnbull	8.48	8.322	10	M Graham	16.3	10	A Woodhouse	6.86	10.287	10	A Woodhouse	23.8
11	M Graham	8.70	8.111	11	S Whittaker (M)	16.1	11	D Hughes-Dowd	6.87	10.272	11	J Crunden	22.6
12	S Whittaker (M)	8.84	7.983	12	D Hughes-Dowd	16.0	12	J Crunden	6.90	10.227	12	D Hughes-Dowd	22.1
13	N Sismey (M)	8.98	7.858	13	C Blake	15.3	13	D Turnbull	6.92	10.198	13	M Dutson	21.5
14	N Jarram	9.13	7.729	14	N Jarram	14.8	14	N Jarram	7.13	9.897	14	N Jarram	20.8
15	J Dudley (M)	9.39	7.515	15	M Dutson	14.7	15	J Wardle	7.44	9.485	15	C Blake	19.8
16	J Crunden	9.43	7.483	16	J Crunden	13.7	16	C Blake	7.59	9.298	16	J Dudley (M)	19.0
17	C Blake	9.59	7.359	17	J Wardle	13.4	17	J Dudley (M)	7.71	9.153	17	S Gray (M)	17.5
18	J Wardle	10.15	6.953	18	J Dudley (M)	13.2	18	G Reynolds (M)	8.23	8.575	18	J Wardle	17.4
19	G Reynolds (M)	10.40	6.785	19	G Reynolds (M)	12.3	19	S Gray (M)	8.57	8.234	19	G Reynolds (M)	16.7
FASTEST LAPS				BEST RACE LAPS (3 MINS)			FASTEST LAPS				BEST RACE LAPS (3 MINS)		
POS	JUNIOR	TIME	SPEED	POS	JUNIOR	LAPS	POS	JUNIOR	TIME	SPEED	POS	JUNIOR	LAPS
1	JT Hughes-Dowd	8.32	8.482	1	JJ Hughes-Dowd	19.3	1	JJ Hughes-Dowd	6.07	11.626	1	JJ Hughes-Dowd	25.8
2	JJ Hughes-Dowd	8.35	8.451	2	J Graham	17.6	2	JT Hughes-Dowd	6.59	10.708	2	B Crunden	22.5
2	J Graham	8.35	8.451	3	J Woodhouse	16.9	3	B Crunden	6.77	10.424	3	JT Hughes-Dowd	22.3
4	J Woodhouse	8.66	8.149	4	JT Hughes-Dowd	16.2	4	Z Brazzel	7.05	10.010	4	J Woodhouse	21.0
5	Z Brazzel	8.91	7.920	5	L Whittaker	14.1	5	J Woodhouse	7.11	9.925	5	Z Brazzel	20.0
6	L Whittaker	9.71	7.268	6	Z Brazzel	13.4	6	L Whittaker	7.66	9.213	6	L Whittaker	18.9
7	B Crunden	11.56	6.105	7	B Crunden	9.3	7	J Graham	7.99	8.832	7	J Graham	18.5



Gordon Reynolds took 14<sup>th</sup> in his 7<sup>th</sup> Club Night



Lee Pateman has taken a win, a second, a third and now a fourth place finish from six starts at Nashville. He still holds the Qualifying record by just a tenth from Angus but lost the GC race laps record to Angus by a tenth on Tuesday.

Derby HO Racing Club		DERBY H:O RACING CLUB CHAMPIONSHIP RACE 729														Derby HO Racing Club			
Home of HO Le Mans		Nashville - 13 May 2025 - Round 10 - GC Finals														Home of HO Le Mans			
		QUALIFYING AND FINAL RACE RESULTS																	
CL	NAME	ROUND 1 (F1) Y		ROUND 2 (GC) G		ROUND 3 (F1) R		ROUND 4 (GC) B		QUAL	FIN	POS	FINAL 1		FINAL 2		BEST		TOTAL
		LAPS	TIME	LAPS	TIME	LAPS	TIME	LAPS	TIME				LAPS	TIME	LAPS	TIME	LAP	TIME	
A	A Smith (M)	21.6	7.33	29.3	5.29	21.8	7.18	27.1	5.68	99.8	A1	2.0	31.3	5.21			31.3	5.21	131.1
A	L Pateman	19.5	7.59	23.0	5.67	22.1	7.18	24.8	5.63	89.4	A4	0.5	21.4	5.55			24.8	5.55	110.8
A	R Litherland	19.7	7.45	25.7	5.57	15.6	7.91	27.3	5.82	88.3	A2	1.5	27.0	5.45			27.3	5.45	115.3
A	N Sismey (M)	18.7	9.06	23.3	6.46	18.4	8.98	24.0	6.69	84.4	B4	0.5	21.3	6.25			24.0	6.25	105.7
A	L Smith	18.9	7.92	21.4	6.09	19.6	7.46	23.9	6.57	83.8	A3	3.0	25.1	5.92	26.3	5.94	26.3	5.92	135.2
A	L Blacker	15.4	8.62	23.3	5.96	17.3	7.96	25.1	5.99	81.1	B3	1.0	23.3	6.00			25.1	5.96	104.4
A	D Turnbull	19.0	8.48	21.8	7.15	17.6	8.94	20.1	7.90	78.5	B2	3.5	22.9	7.40	24.6	6.92	24.6	6.92	126.0
A	S Whittaker (M)	14.0	8.86	24.7	6.34	16.1	8.84	22.5	7.08	77.3	F3	1.0	23.6	6.36			24.7	6.34	100.9
A	A Woodhouse	16.2	8.80	19.3	8.29	18.4	7.90	20.4	7.35	74.3	F2	1.5	23.8	6.86			23.8	6.86	98.1
A	D Hughes-Dowd	14.6	8.86	22.1	6.87	16.0	8.10	21.1	7.02	73.8	F4	0.5	20.5	7.02			22.1	6.87	94.3
A	M Graham	15.1	8.93	22.1	6.84	16.3	8.70	18.8	7.75	72.3	F1	4.0	24.3	6.98	23.8	6.45	24.3	6.45	120.4
A	C Blake	15.3	9.59	19.8	7.59	14.8	9.69	19.3	7.92	69.2	C3	1.0	19.6	7.60			19.8	7.59	88.8
A	S Gray (M)	18.4	8.82	16.3	9.26	17.7	8.23	16.4	8.78	68.8	C4	0.5	17.5	8.57			18.4	8.23	86.3
A	N Jarram	14.0	9.93	20.8	7.13	14.8	9.13	19.1	7.90	68.7	D2	1.5	20.4	7.26			20.8	7.13	89.1
A	J Dudley (M)	11.1	11.95	17.4	7.71	13.2	9.39	19.0	7.88	60.7	D3	1.0	18.4	8.01			19.0	7.71	79.1
A	J Crunden	13.7	9.43	22.5	7.00	3.8	14.40	19.0	7.41	59.0	G2	1.5	22.6	6.90			22.6	6.90	81.6
A	M Dutson	12.3	8.25	11.0	7.98	14.7	9.16	20.3	6.84	58.3	C2	3.5	21.4	7.26	21.5	7.09	21.5	6.84	101.2
A	J Wardle	13.4	10.15	17.0	7.44	11.5	10.30	16.4	7.89	58.3	D4	2.5	17.4	8.27	16.1	7.50	17.4	7.44	91.8
A	G Reynolds (M)	12.3	10.40	16.3	8.92	11.7	10.73	16.7	8.31	57.0	E2	1.5	15.1	8.23			16.7	8.23	72.1
J	JJ Hughes-Dowd	19.3	8.37	25.8	6.07	14.9	8.35	21.7	6.96	81.7	A1	2.0	25.2	6.12			25.8	6.07	106.9
J	J Woodhouse	16.2	8.66	20.8	7.26	16.9	8.94	21.0	7.39	74.9	A3	1.0	19.5	7.11			21.0	7.11	94.4
J	JT Hughes-Dowd	16.2	8.32	22.3	6.59	15.5	8.63	19.9	7.47	73.9	A2	1.5	21.1	7.02			22.3	6.59	95.0
J	J Graham	17.6	8.51	16.3	8.03	16.5	8.35	17.1	7.99	67.5	B2	1.5	18.5	8.18			18.5	7.99	86.0
J	Z Brazzel	11.6	8.91	20.0	7.05	13.4	9.32	18.0	8.18	63.0	B4	0.5	14.4	7.27			20.0	7.05	77.4
J	L Whittaker	14.1	9.71	17.1	7.66	10.3	10.06	18.9	7.67	60.4	B3	1.0	17.4	7.88			18.9	7.66	77.8
J	B Crunden	9.3	14.64	20.2	7.23	9.3	11.56	18.3	7.28	57.1	A4	2.5	22.5	7.02	15.3	6.77	22.5	6.77	94.9
										TOTAL FEET		265,436.1		TOTAL LAPS		2,564.6			



Colin Blake was literally on his hands and knees marshalling at Nashville. Thanks Colin.

# Everyone's Best Results At This Circuit



What are my Best Scores?  
Who Have I Beaten?



James Crunden made it three different racers with two Wooden Spoons after Nashville.

# Nashville Best Off Chart 1

Qualifying Combined					Final Points			
Pos	Adult	Laps	MPH	Date	Pos	Adult	Pts	Date
1	L Pateman	99.9	9.791	23-May-23	1	JJ Hughes-Dowd	5.5	14-Nov-23
2	A Smith (M)	99.8	9.782	13-May-25	2	P Rees (M)	5.0	22-Feb-22
3	S Goodlip (M)	95.1	9.321	23-May-23	3	A Turnbull	4.5	22-Feb-22
4	A Turnbull	93.0	9.115	23-May-23	3	G Peach (M)	4.5	23-May-23
5	N Sismey (M)	91.0	8.919	23-May-23	5	M Graham	4.0	13-May-25
6	R Litherland	88.3	8.654	13-May-25	6	D Hughes-Dowd	3.5	23-May-23
7	C Bowles	85.8	8.409	23-May-23	6	S Goodlip (M)	3.5	14-Nov-23
8	P Rees (M)	85.6	8.390	23-May-23	6	D Turnbull	3.5	13-May-25
9	L Smith	83.2	8.155	13-May-25	6	M Dutson	3.5	13-May-25
10	G Peach (M)	82.4	8.076	23-May-23	10	D Garbett (M)	3.0	22-Feb-22
11	L Blacker	81.1	7.949	13-May-25	10	C Bowles	3.0	22-Feb-22
12	D Turnbull	78.5	7.694	13-May-25	10	L Blacker	3.0	23-May-23
13	S Whittaker	77.3	7.576	13-May-25	10	D Latham	3.0	14-Nov-23
14	A Woodhouse	74.3	7.282	13-May-25	10	L Smith	3.0	13-May-25
15	D Hughes-Dowd	73.8	7.233	13-May-25	15	S Gray (M)	2.5	14-Nov-23
16	JJ Hughes-Dowd	72.9	7.145	23-May-23	15	H Smith	2.5	14-Nov-23
17	M Graham	72.3	7.086	13-May-25	15	J Wardle	2.5	13-May-25
18	A Stevenson	71.9	7.047	23-May-23	18	A Smith (M)	2.0	22-Feb-22
19	C Blake	69.2	6.782	13-May-25	18	L Pateman	2.0	23-May-23
20	S Gray (M)	68.8	6.743	13-May-25	20	N Sismey (M)	1.5	22-Feb-22
21	N Jarram	68.7	6.733	13-May-25	20	D Edwards	1.5	22-Feb-22
22	D Latham	68.1	6.675	23-May-23	20	R Litherland	1.5	13-May-25
23	S Smith	67.7	6.635	23-May-23	20	A Woodhouse	1.5	23-May-23
24	A Thompson	65.7	6.439	23-May-23	20	N Jarram	1.5	13-May-25
25	H Smith	65.5	6.420	23-May-23	20	J Crunden	1.5	13-May-25
26	J Dudley (M)	60.7	5.949	13-May-25	20	G Reynolds (M)	1.5	13-May-25
27	J Crunden	59.0	5.783	13-May-25	27	C Cooper	1.0	22-Feb-22
28	M Dutson	58.3	5.714	13-May-25	27	S Smith	1.0	23-May-23
28	J Wardle	58.3	5.714	13-May-25	27	S Whittaker	1.0	13-May-25
30	G Reynolds (M)	57.0	5.587	13-May-25	27	C Blake	1.0	13-May-25
31	R Lawson	N/A	N/A	N/A	27	J Dudley (M)	1.0	13-May-25
31	D Edwards	N/A	N/A	N/A	32	A Thompson	0.0	22-Feb-22
31	C Cooper	N/A	N/A	N/A	32	A Stevenson	0.0	23-May-23
Pos	Junior	Laps	MPH	Date	Pos	Junior	Pts	Date
1	JJ Hughes-Dowd	81.7	8.008	13-May-25	1	J Thompson	3.0	23-May-23
2	J Woodhouse	74.9	7.341	13-May-25	2	B Crunden	2.5	13-May-25
3	JT Hughes-Dowd	73.9	7.243	13-May-25	3	L Bowles	2.0	22-Feb-22
4	J Graham	67.5	6.616	13-May-25	3	JJ Hughes-Dowd	2.0	23-May-23
5	H Smith	65.5	6.420	23-May-23	5	J Woodhouse	1.5	23-May-23
6	Z Brazzel	63.0	6.175	13-May-25	5	T Stevenson	1.5	23-May-23
7	L Whittaker	60.4	5.920	13-May-25	5	JT Hughes-Dowd	1.5	13-May-25
8	J Thompson	59.4	5.822	23-May-23	5	J Graham	1.5	13-May-25
9	B Crunden	57.1	5.596	13-May-25	9	E Woodhouse	1.0	23-May-23
10	T Stevenson	50.5	4.950	23-May-23	9	L Whittaker	1.0	13-May-25
11	E Woodhouse	44.2	4.332	23-May-23	11	H Smith	0.5	23-May-23
12	L Bowles	N/A	N/A	N/A	11	Z Brazzel	0.5	13-May-25



Junior 'B' – Baxter Crunden took his first Final win, Zac (7<sup>th</sup>), Jimmy Graham (5<sup>th</sup>) & Luca Whittaker (6<sup>th</sup>)



### Nashville Best Off Chart 2 - F1

Qualifying					Fastest Laps					Race Laps				
Pos	Adult	Laps	MPH	Date	Pos	Adult	Time	MPH	Date	Pos	Adult	Laps	MPH	Date
1	S Goodlip (M)	46.8	9.174	14-Nov-23	1	S Goodlip (M)	6.50	10.857	14-Nov-23	1	A Turnbull	24.4	9.566	22-Feb-22
2	L Pateman	46.4	9.095	14-Nov-23	2	L Pateman	6.66	10.596	14-Nov-23	2	L Pateman	24.0	9.409	14-Nov-23
3	A Turnbull	42.9	8.409	22-Feb-22	3	C Bowles	6.96	10.139	14-Nov-23	2	JJ Hughes-Dowd	24.0	9.409	14-Nov-23
4	C Bowles	42.7	8.370	14-Nov-23	4	A Smith (M)	6.99	10.096	22-Feb-22	4	S Goodlip (M)	23.9	9.370	14-Nov-23
5	N Sismey (M)	42.6	8.351	22-Feb-22	5	A Turnbull	7.07	9.981	22-Feb-22	5	C Bowles	22.7	8.899	14-Nov-23
6	A Smith (M)	42.5	8.331	22-Feb-22	6	JJ Hughes-Dowd	7.24	9.747	14-Nov-23	6	P Rees (M)	22.6	8.860	22-Feb-22
7	G Peach (M)	41.9	8.213	14-Nov-23	7	P Rees (M)	7.25	9.734	14-Nov-23	7	N Sismey (M)	22.4	8.782	22-Feb-22
8	P Rees (M)	40.4	7.919	14-Nov-23	8	G Peach (M)	7.34	9.614	14-Nov-23	8	A Smith (M)	21.9	8.586	22-Feb-22
9	JJ Hughes-Dowd	39.6	7.763	14-Nov-23	9	R Litherland	7.45	9.472	13-May-25	9	D Garbett (M)	21.3	8.351	22-Feb-22
10	R Litherland	39.0	7.645	22-Feb-22	10	L Smith	7.46	9.460	13-May-25	10	G Peach (M)	21.1	8.272	14-Nov-23
10	A Woodhouse	39.0	7.645	14-Nov-23	11	S Gray (M)	7.68	9.189	22-Feb-22	11	D Edwards	20.4	7.998	22-Feb-22
12	D Turnbull	38.1	7.468	14-Nov-23	12	D Edwards	7.70	9.165	22-Feb-22	12	S Gray (M)	20.3	7.959	14-Nov-23
13	S Gray (M)	37.1	7.272	14-Nov-23	13	D Garbett (M)	7.78	9.070	22-Feb-22	13	R Litherland	19.7	7.723	22-Feb-22
14	D Edwards	35.3	6.920	22-Feb-22	14	N Sismey (M)	7.81	9.036	22-Feb-22	13	A Woodhouse	19.7	7.723	14-Nov-23
15	L Blacker	34.8	6.822	14-Feb-23	15	C Cooper	7.83	9.013	22-Feb-22	13	L Blacker	19.7	7.723	14-Nov-23
16	D Hughes-Dowd	32.8	6.430	14-Nov-23	16	D Latham	7.89	8.944	14-Nov-23	16	D Turnbull	19.6	7.684	14-Nov-23
17	D Garbett (M)	32.4	6.351	22-Feb-22	17	A Woodhouse	7.90	8.933	13-May-25	16	L Smith	19.6	7.684	13-May-25
18	C Cooper	31.6	6.194	22-Feb-22	18	L Blacker	7.96	8.865	13-May-25	18	D Latham	19.2	7.527	14-Nov-23
18	D Latham	31.6	6.194	14-Nov-23	19	D Turnbull	8.06	8.755	14-Nov-23	19	A Stevenson	18.7	7.331	23-May-23
20	A Thompson	29.2	5.724	22-Feb-22	20	D Hughes-Dowd	8.10	8.712	13-May-25	20	D Hughes-Dowd	18.5	7.253	23-May-23
21	H Smith	26.8	5.253	14-Nov-23	21	H Smith	8.22	8.585	23-May-23	21	C Cooper	17.7	6.939	22-Feb-22
22	S Smith	24.2	4.744	14-Nov-23	22	M Dutton	8.25	8.554	13-May-25	22	M Graham	16.3	6.390	13-May-25
23	A Stevenson	N/A	N/A	N/A	23	A Stevenson	8.69	8.121	23-May-23	23	S Whittaker	16.1	6.312	13-May-25
23	C Blake	N/A	N/A	N/A	24	M Graham	8.70	8.111	13-May-25	24	A Thompson	15.9	6.234	22-Feb-22
23	G Reynolds (M)	N/A	N/A	N/A	25	S Smith	8.72	8.093	23-May-23	25	S Smith	15.8	6.194	14-Nov-23
23	J Crunden	N/A	N/A	N/A	26	S Whittaker	8.84	7.983	13-May-25	26	C Blake	15.3	5.998	13-May-25
23	J Dudley (M)	N/A	N/A	N/A	27	A Thompson	8.96	7.876	23-May-23	27	H Smith	15.0	5.881	23-May-23
23	J Wardle	N/A	N/A	N/A	28	N Jarram	9.13	7.729	13-May-25	28	N Jarram	14.8	5.802	13-May-25
23	L Smith	N/A	N/A	N/A	29	J Dudley (M)	9.39	7.515	13-May-25	29	M Dutton	14.7	5.763	13-May-25
23	M Dutton	N/A	N/A	N/A	30	J Crunden	9.43	7.483	13-May-25	30	J Crunden	13.7	5.371	13-May-25
23	M Graham	N/A	N/A	N/A	31	C Blake	9.59	7.359	13-May-25	31	J Wardle	13.4	5.253	13-May-25
23	N Jarram	N/A	N/A	N/A	32	J Wardle	10.15	6.953	13-May-25	32	J Dudley (M)	13.2	5.175	13-May-25
23	S Whittaker	N/A	N/A	N/A	33	G Reynolds (M)	10.40	6.785	13-May-25	33	G Reynolds (M)	12.3	4.822	13-May-25
Pos	Junior	Laps	MPH	Date	Pos	Junior	Time	MPH	Date	Pos	Junior	Laps	MPH	Date
1	JJ Hughes-Dowd	39.6	7.763	14-Nov-23	1	JJ Hughes-Dowd	7.24	9.747	14-Nov-23	1	JJ Hughes-Dowd	23.0	9.017	14-Nov-23
2	L Bowles	35.0	6.861	22-Feb-22	2	L Bowles	7.93	8.899	14-Nov-23	2	L Bowles	19.0	7.449	22-Feb-22
3	J Woodhouse	31.5	6.175	14-Nov-23	3	H Smith	8.22	8.585	23-May-23	3	J Woodhouse	18.5	7.253	14-Nov-23
4	J Thompson	26.9	5.273	22-Feb-22	4	JT Hughes-Dowd	8.32	8.482	13-May-25	4	J Graham	17.6	6.900	13-May-25
5	H Smith	26.8	5.253	14-Nov-23	5	J Graham	8.35	8.451	13-May-25	5	JT Hughes-Dowd	16.2	6.351	13-May-25
6	B Crunden	N/A	N/A	N/A	6	J Woodhouse	8.40	8.401	14-Nov-23	6	H Smith	16.1	6.312	14-Nov-23
6	E Woodhouse	N/A	N/A	N/A	7	Z Brazzel	8.91	7.920	13-May-25	7	J Thompson	16.0	6.273	23-May-23
6	J Graham	N/A	N/A	N/A	8	J Thompson	9.16	7.704	23-May-23	8	T Stevenson	14.3	5.606	23-May-23
6	JT Hughes-Dowd	N/A	N/A	N/A	9	L Whittaker	9.71	7.268	13-May-25	9	L Whittaker	14.1	5.528	13-May-25
6	L Whittaker	N/A	N/A	N/A	10	E Woodhouse	10.12	6.973	23-May-23	10	Z Brazzel	13.4	5.253	13-May-25
6	T Stevenson	N/A	N/A	N/A	11	T Stevenson	10.35	6.818	23-May-23	11	E Woodhouse	12.3	4.822	23-May-23
6	Z Brazzel	N/A	N/A	N/A	12	B Crunden	11.56	6.105	13-May-25	12	B Crunden	9.3	3.646	13-May-25



Junior 'A' – Baxter (4<sup>th</sup>), JJ with his 9<sup>th</sup> win of the year, Jenson Woodhouse (3<sup>rd</sup>) & JT Hughes-Dowd (2<sup>nd</sup>)



### Nashville Best Off Chart 3 - GC

Qualifying					Fastest Laps					Race Laps				
Pos	Adult	Laps	MPH	Date	Pos	Adult	Time	MPH	Date	Pos	Adult	Laps	MPH	Date
1	A Smith (M)	59.9	11.742	14-Nov-23	1	A Smith (M)	4.85	14.550	14-Nov-23	1	A Smith (M)	31.3	12.271	13-May-25
2	L Pateman	58.5	11.467	22-Feb-22	2	L Pateman	5.11	13.810	22-Feb-22	2	L Pateman	31.2	12.232	22-Feb-22
3	C Bowles	53.3	10.448	14-Nov-23	3	R Litherland	5.45	12.948	13-May-25	3	S Goodlip (M)	29.0	11.369	14-Nov-23
4	R Litherland	52.3	10.252	22-Feb-22	4	S Goodlip (M)	5.52	12.784	14-Nov-23	4	D Garbett (M)	27.9	10.938	22-Feb-22
5	S Goodlip (M)	51.9	10.174	14-Nov-23	5	D Garbett (M)	5.60	12.601	22-Feb-22	5	P Rees (M)	27.5	10.781	14-Nov-23
6	N Sismey (M)	51.8	10.154	22-Feb-22	6	A Turnbull	5.75	12.273	23-May-23	5	A Turnbull	27.5	10.781	22-Feb-22
7	D Garbett (M)	51.3	10.056	22-Feb-22	7	C Bowles	5.88	12.001	22-Feb-22	7	R Litherland	27.3	10.703	13-May-25
8	G Peach (M)	50.8	9.958	14-Nov-23	8	L Smith	5.92	11.920	13-May-25	8	C Bowles	27.2	10.664	14-Nov-23
9	L Blacker	50.6	9.919	14-Nov-23	9	N Sismey (M)	5.93	11.900	22-Feb-22	9	N Sismey (M)	26.9	10.546	23-May-23
10	A Turnbull	49.6	9.723	22-Feb-22	10	P Rees (M)	5.95	11.860	14-Nov-23	10	G Peach (M)	26.4	10.350	14-Nov-23
11	P Rees (M)	48.8	9.566	22-Feb-22	11	L Blacker	5.96	11.840	13-May-25	11	L Smith	26.3	10.311	13-May-25
12	D Edwards	47.5	9.311	22-Feb-22	12	C Cooper	5.97	11.820	22-Feb-22	12	L Blacker	25.3	9.919	14-Nov-23
13	D Turnbull	46.3	9.076	14-Nov-23	13	G Peach (M)	5.99	11.781	14-Nov-23	13	S Whittaker	24.7	9.684	13-May-25
14	JJ Hughes-Dowd	44.5	8.723	14-Nov-23	14	JJ Hughes-Dowd	6.23	11.327	14-Nov-23	14	D Turnbull	24.6	9.644	13-May-25
15	D Hughes-Dowd	44.2	8.664	14-Nov-23	15	D Edwards	6.32	11.166	22-Feb-22	15	M Graham	24.3	9.527	13-May-25
16	S Smith	43.6	8.547	14-Nov-23	16	S Whittaker	6.34	11.131	13-May-25	16	D Edwards	24.0	9.409	22-Feb-22
17	S Gray (M)	43.0	8.429	14-Nov-23	17	M Graham	6.45	10.941	13-May-25	17	A Woodhouse	23.8	9.331	13-May-25
17	A Woodhouse	43.0	8.429	14-Nov-23	18	S Gray (M)	6.51	10.840	14-Nov-23	18	H Smith	23.1	9.056	14-Nov-23
19	D Latham	41.5	8.135	14-Nov-23	19	D Hughes-Dowd	6.59	10.708	14-Nov-23	19	S Gray (M)	23.0	9.017	14-Nov-23
20	H Smith	35.4	6.939	14-Nov-23	20	D Latham	6.65	10.612	14-Nov-23	19	D Hughes-Dowd	23.0	9.017	14-Nov-23
21	C Cooper	34.9	6.841	22-Feb-22	21	D Turnbull	6.72	10.501	14-Nov-23	21	JJ Hughes-Dowd	22.8	8.939	14-Nov-23
22	A Thompson	34.0	6.665	22-Feb-22	22	H Smith	6.80	10.378	14-Nov-23	22	J Crunden	22.6	8.860	13-May-25
23	A Stevenson	N/A	N/A	N/A	23	M Dutson	6.84	10.317	13-May-25	23	D Latham	22.0	8.625	14-Nov-23
23	C Blake	N/A	N/A	N/A	24	A Woodhouse	6.86	10.287	13-May-25	24	S Smith	21.8	8.547	14-Nov-23
23	G Reynolds (M)	N/A	N/A	N/A	25	J Crunden	6.90	10.227	13-May-25	25	M Dutson	21.5	8.429	13-May-25
23	J Crunden	N/A	N/A	N/A	26	A Stevenson	7.13	9.897	23-May-23	26	A Stevenson	21.0	8.233	23-May-23
23	J Dudley (M)	N/A	N/A	N/A	26	N Jarram	7.13	9.897	13-May-25	27	N Jarram	20.8	8.155	13-May-25
23	J Wardle	N/A	N/A	N/A	28	A Thompson	7.15	9.870	22-Feb-22	28	C Blake	19.8	7.763	13-May-25
23	L Smith	N/A	N/A	N/A	29	S Smith	7.18	9.828	14-Nov-23	29	A Thompson	19.7	7.723	23-May-23
23	M Dutson	N/A	N/A	N/A	30	J Wardle	7.44	9.485	13-May-25	30	C Cooper	19.4	7.606	22-Feb-22
23	M Graham	N/A	N/A	N/A	31	C Blake	7.59	9.298	13-May-25	31	J Dudley (M)	19.0	7.449	13-May-25
23	N Jarram	N/A	N/A	N/A	32	J Dudley (M)	7.71	9.153	13-May-25	32	J Wardle	17.4	6.822	13-May-25
23	S Whittaker	N/A	N/A	N/A	33	G Reynolds (M)	8.23	8.575	13-May-25	33	G Reynolds (M)	16.7	6.547	13-May-25
Pos	Junior	Laps	MPH	Date	Pos	Junior	Time	MPH	Date	Pos	Junior	Laps	MPH	Date
1	JJ Hughes-Dowd	44.5	8.723	14-Nov-23	1	JJ Hughes-Dowd	6.07	11.626	13-May-25	1	JJ Hughes-Dowd	25.8	10.115	13-May-25
2	L Bowles	43.3	8.488	22-Feb-22	2	L Bowles	6.46	10.924	14-Nov-23	2	L Bowles	23.2	9.095	22-Feb-22
3	J Woodhouse	39.3	7.704	14-Nov-23	3	JT Hughes-Dowd	6.59	10.708	13-May-25	3	B Crunden	22.5	8.821	13-May-25
4	H Smith	35.4	6.939	14-Nov-23	4	H Smith	6.67	10.580	14-Nov-23	4	JT Hughes-Dowd	22.3	8.743	13-May-25
5	J Thompson	31.2	6.116	22-Feb-22	5	B Crunden	6.77	10.424	13-May-25	5	J Woodhouse	21.0	8.233	13-May-25
6	B Crunden	N/A	N/A	N/A	6	J Woodhouse	6.91	10.212	14-Nov-23	6	Z Brazzel	20.0	7.841	13-May-25
6	E Woodhouse	N/A	N/A	N/A	7	Z Brazzel	7.05	10.010	13-May-25	7	H Smith	19.1	7.488	14-Nov-23
6	J Graham	N/A	N/A	N/A	8	L Whittaker	7.66	9.213	13-May-25	8	L Whittaker	18.9	7.410	13-May-25
6	JT Hughes-Dowd	N/A	N/A	N/A	9	J Thompson	7.70	9.165	23-May-23	9	J Thompson	18.8	7.370	23-May-23
6	L Whittaker	N/A	N/A	N/A	10	J Graham	7.99	8.832	13-May-25	10	J Graham	18.5	7.253	13-May-25
6	T Stevenson	N/A	N/A	N/A	11	T Stevenson	9.50	7.428	23-May-23	11	T Stevenson	14.6	5.724	23-May-23
6	Z Brazzel	N/A	N/A	N/A	12	E Woodhouse	11.33	6.228	23-May-23	12	E Woodhouse	12.7	4.979	23-May-23



Adult Early Parents' 'G' – James (19<sup>th</sup>) & winner Mike Graham

# Championship Tables



The monitor displays the following data:

Name	Lap	Lap Time	Median Lap	Best Lap
Driver 1	15	7.982	7.489	6.792
Driver 4	15	6.979	7.228	6.862
Driver 3	15	6.661	6.899	6.661
Driver 2	13	7.919	8.705	7.017

The physical board in the foreground shows points for various final stages: G FINAL, H FINAL, I FINAL, J FINAL, and K FINAL, with small toy cars placed on the corresponding colored slots.

Those All Important  
Points!



**Adult Early Parents' 'F' – Winner Mike (15<sup>th</sup>) on the same lap and tenth as Andrew Woodhouse (16<sup>th</sup>) in the closest Final of the night with Pole sitter Steve Whittaker (17<sup>th</sup>) just two tenths back, and Dan (18<sup>th</sup>)**



# Championship Leaders 13May25 After Round 10



## Adult

### Championship

Angus Smith

### Challenge

Lewis Blacker

### King of Speed

TBA

Top Adult Points at dhorcingham oval

## Junior

### Championship

JJ Hughes-Dowd

### Challenge

JJ Hughes-Dowd

### King of Speed

TBA

Top Junior Points at dhorcingham oval

## Other

### Masters (56+)

Angus Smith

### Early Parents

Andrew Woodhouse

### Alan Bullock

TBA

Winner of last Adult Club Night in August

### Bob Chadwick

TBA

Winner of last Adult Club Night in October

Key: Orange = New Leader, Green = Champion



Adult 'E' – Gordon (14<sup>th</sup>) while James took his first ever Final win

DHORC Championship 2025 Round 10																
Pos	Competitor Name (Adults)	Wins	MIA F1 1 07-Jan	MIA GC 2 07-Jan	INT F1 3 28-Jan	CAD F1 4 18-Feb	CAD GC 5 18-Feb	MON GC 6 11-Mar	LB F1 7 01-Apr	ZAN F1 8 29-Apr	ZAN GC 9 29-Apr	NAS 10 13-May	Total 32 Scores	Best (75%) 24 Scores	Diff	
1	A Smith (M)	5	38	50	41	39	38	36	50	50	50	49	441	441		
2	C Bowles	3	46	38	32	28	47	46	34	31	38	DNS	340	340	101	
3	R Litherland	1	28	31	29	45	31	30	38	38	31	38	339	339	1	
4	L Pateman		31	27	28	31	37	39	29	34	34	33	323	323	16	
5	N Sismey (M)		27	26	34	27	27	28	28	29	29	27	282	282	41	
6	L Blacker		26	29	27	22	29	25	27	27	27	28	267	267	15	
7	C Blake		21	21	20	16	20	18	19	25	24	25	209	209	58	
8	D Turnbull		25	25	26	25	28	24	25	DNS	DNS	29	207	207	2	
9	S Gray (M)		DNS	DNS	23	18	23	17	24	28	26	24	183	183	24	
10	D Hughes-Dowd		18	19	19	20	14	13	13	22	22	16	176	176	7	
11	S Goodlip (M)	1	31	34	46	DNS	DNS	31	31	DNS	DNS	DNS	173	173	3	
12	D Latham		23	23	24	24	25	27	26	DNS	DNS	DNS	172	172	1	
13	A Woodhouse		20	18	16	13	16	14	15	20	20	18	170	170	2	
14	G Reynolds		DNS	DNS	DNS	19	19	16	21	24	23	20	142	142	28	
15	S Whittaker (M)		DNS	DNS	15	12	15	15	11	26	28	17	139	139	3	
16	L Smith		24	24	25	DNS	DNS	26	DNS	DNS	DNS	34	133	133	6	
17	A Stevenson		19	17	17	26	24	12	14	DNS	DNS	DNS	129	129	4	
18	P Rees (M)		36	28	DNS	38	26	DNS	DNS	DNS	DNS	DNS	128	128	1	
18	M Graham		17	20	18	DNS	DNS	DNS	12	21	21	19	128	128		
20	N Jarram		DNS	DNS	DNS	21	22	19	22	DNS	DNS	23	107	107	21	
21	J Dudley		DNS	DNS	DNS	DNS	DNS	22	20	19	19	22	102	102	5	
22	J Mills		DNS	DNS	DNS	DNS	DNS	21	23	23	25	DNS	92	92	10	
22	M Dutson		22	22	22	DNS	DNS	DNS	DNS	DNS	DNS	26	92	92		
24	M Blake		DNS	DNS	21	14	18	20	18	DNS	DNS	DNS	91	91	1	
25	J Wardle		DNS	DNS	DNS	15	17	10	17	DNS	DNS	21	80	80	11	
26	K Spink		DNS	DNS	DNS	17	21	23	18	DNS	DNS	DNS	79	79	1	
27	J Crunden		DNS	DNS	DNS	DNS	DNS	11	10	DNS	DNS	15	36	36	43	
28	JJ Hughes-Dowd		DNS	DNS	DNS	29	DNS	DNS	DNS	DNS	DNS	DNS	29	29	7	
29	JT Hughes-Dowd		DNS	DNS	DNS	11	DNS	DNS	DNS	DNS	DNS	DNS	11	11	18	
Pos	(Juniors)	Wins	720	721	722	723	724	725	726	727	728	729	Total	75%	Diff	
1	JJ Hughes-Dowd	9	50	45	50	50	48	50	50	48	43	49	483	483		
2	JT Hughes-Dowd	1	31	43	38	34	40	DNS	31	38	45	39	339	339	144	
3	J Woodhouse		38	34	DNS	38	34	38	34	34	34	34	318	318	21	
4	L Whittaker		28	29	27	29	31	29	25	28	31	28	285	285	33	
5	J Graham		29	31	34	DNS	DNS	DNS	38	31	29	29	221	221	64	
6	M Blake		DNS	DNS	26	31	29	31	24	27	27	DNS	195	195	26	
7	T Stevenson		34	28	31	DNS	DNS	27	28	DNS	DNS	DNS	148	148	47	
8	B Crunden		DNS	DNS	DNS	DNS	DNS	28	27	31	28	31	145	145	3	
9	Z Brazell		DNS	DNS	29	DNS	DNS	34	29	DNS	DNS	27	119	119	26	
10	E Woodhouse		DNS	DNS	28	DNS	DNS	26	26	DNS	DNS	DNS	80	80	39	
Pos	(Masters)	Wins	720	721	722	723	724	725	726	727	728	729	Total	75%	Diff	
1	A Smith (M)	2	1.5	2.0	1.5	1.0	1.5	1.0	2.0	2.0	2.0	2.0	16.5	16.5		
2	N Sismey (M)	1	2.5	1.5	1.0	0.5	0.5	1.0	3.0	1.5	1.5	0.5	13.5	13.5	3.0	
3	S Goodlip (M)	3	2.5	3.0	4.0	DNS	DNS	0.5	2.5	DNS	DNS	DNS	12.5	12.5	1.0	
4	S Whittaker (M)	2	DNS	DNS	1.5	1.5	1.5	2.0	1.5	1.5	1	1.0	11.5	11.5	1.0	
5	G Reynolds (M)	2	DNS	DNS	DNS	1.0	3.0	1.0	0.5	2.5	1.5	1.5	11.0	11.0	0.5	
6	S Gray (M)		DNS	DNS	1.5	0.5	1.5	1.5	2.5	1.0	1.5	0.5	10.5	10.5	0.5	
7	P Rees (M)	2	1.0	3.0	DNS	1.5	1.5	DNS	DNS	DNS	DNS	DNS	7.0	7.0	3.5	
8	K Spink (M)	1	DNS	DNS	DNS	1.5	2.5	1.5	1.0	DNS	DNS	DNS	6.5	6.5	0.5	
8	J Dudley (M)	1	DNS	DNS	DNS	DNS	DNS	1.0	3.5	0.5	0.5	1.0	6.5	6.5		
Pos	(Early Parents)	Wins	720	721	722	723	724	725	726	727	728	729	Total	75%	Diff	
1	A Woodhouse	3	2.0	1.0	0.5	2.0	2.0	1.5	2.0	1.0	1.0	1.5	14.5	14.5		
2	M Graham	2	0.5	2.0	3.5	DNS	DNS	DNS	0.5	1.5	1.5	4.0	13.5	13.5	1.0	
3	D Hughes-Dowd	2	1.0	1.5	2.0	N/A	N/A	1.0	1.0	2.0	2.0	0.5	11.0	11.0	2.5	
4	S Whittaker (M)	1	DNS	DNS	1.5	1.5	1.5	2.0	1.5	N/A	N/A	1.0	9.0	9.0	2.0	
5	A Stevenson	1	1.5	0.5	1.0	N/A	N/A	0.5	3.5	DNS	DNS	DNS	7.0	7.0	2	
6	J Dudley (M)		DNS	DNS	DNS	DNS	DNS	N/A	N/A	0.5	0.5	N/A	1.0	1.0	6	



Adult 'D' – James (13<sup>th</sup>), Macaully in his 46<sup>th</sup> Club Night took his first Final win, Jim (12<sup>th</sup>) & Nick (11<sup>th</sup>)



DHORC Final Challenge 2025 Round 10															
Pos	Competitor	Wins	MIA F1	MIA GC	INT F1	CAD F1	CAD GC	MON GC	LB F1	ZAN F1	ZAN GC	NAS GC	Results		
	Name		1	2	3	4	5	6	7	8	9	10	(32)	Turn Up	
	(Adult)		07-Jan	07-Jan	28-Jan	18-Feb	18-Feb	11-Mar	01-Apr	29-Apr	29-Apr	13-May	Points	Rate	
1	L Blacker	6	1.5	1.5	2.5	7.0	1.5	1.0	0.5	2.5	2.5	1.0	21.5	100.00%	
2	R Litherland	5	1.0	0.5	1.5	4.0	2.5	1.5	1.5	3.5	2.5	1.5	20.0	100.00%	
3	L Smith	7	2.5	2.5	3.0	DNS	DNS	7.5	DNS	DNS	DNS	3.0	18.5	50.00%	
4	A Smith (M)	5	1.5	2.0	1.5	1.0	1.5	1.0	2.0	2.0	2.0	2.0	16.5	100.00%	
5	A Woodhouse	4	2.0	1.0	0.5	2.0	2.0	1.5	2.0	1.0	1.0	1.5	14.5	100.00%	
6	C Bowles	4	2.0	1.5	0.5	3.0	2.0	2.0	1.0	0.5	1.5	DNS	14.0	90.00%	
6	L Pateman	2	1.5	0.5	1.0	0.5	1.0	5.5	1.5	1.0	1.0	0.5	14.0	100.00%	
8	N Sismey (M)	2	2.5	1.5	1.0	0.5	0.5	1.0	3.0	1.5	1.5	0.5	13.5	100.00%	
8	M Graham	4	0.5	2.0	3.5	DNS	DNS	DNS	0.5	1.5	1.5	4.0	13.5	70.00%	
10	S Goodlip (M)	5	2.5	3.0	4.0	DNS	DNS	0.5	2.5	DNS	DNS	DNS	12.5	50.00%	
10	D Hughes-Dowd	3	1.0	1.5	2.0	1.5	0.0	1.0	1.0	2.0	2.0	0.5	12.5	100.00%	
10	D Turnbull	2	1.0	1.0	1.5	1.0	3.0	0.5	1.0	DNS	DNS	3.5	12.5	80.00%	
13	S Whittaker	1	DNS	DNS	1.5	1.5	1.5	2.0	1.5	1.5	1.0	1.0	11.5	100.00%	
14	A Stevenson	2	1.5	0.5	1.0	1.5	2.5	0.5	3.5	DNS	DNS	DNS	11.0	70.00%	
14	C Blake	1	0.5	0.5	1.5	1.0	1.5	0.5	1.0	1.0	2.5	1.0	11.0	100.00%	
14	G Reynolds (M)	2	DNS	DNS	DNS	1.0	3.0	1.0	0.5	2.5	1.5	1.5	11.0	87.50%	
17	S Gray (M)	1	DNS	DNS	1.5	0.5	1.5	1.5	2.5	1.0	1.5	0.5	10.5	100.00%	
18	D Latham	1	1.5	1.5	0.5	2.5	1.0	0.5	1.5	DNS	DNS	DNS	9.0	70.00%	
19	P Rees (M)	1	1.0	3.0	DNS	1.5	1.5	DNS	DNS	DNS	DNS	DNS	7.0	40.00%	
20	M Blake	1	DNS	DNS	2.5	1.5	0.5	1.5	0.5	DNS	DNS	DNS	6.5	50.00%	
20	K Spink (M)	1	DNS	DNS	DNS	1.5	2.5	1.5	1.0	DNS	DNS	DNS	6.5	50.00%	
20	J Mills	1	DNS	DNS	DNS	DNS	DNS	0.5	3.5	1.5	1.0	DNS	6.5	80.00%	
20	J Dudley (M)	1	DNS	DNS	DNS	DNS	DNS	1.0	3.5	0.5	0.5	1.0	6.5	100.00%	
20	M Dutson	1	1.0	1.0	1.0	DNS	DNS	DNS	DNS	DNS	DNS	3.5	6.5	57.14%	
25	J Wardle	1	DNS	DNS	DNS	0.5	1.5	0.0	1.5	DNS	DNS	2.5	6.0	71.43%	
26	N Jarram		DNS	DNS	DNS	0.5	1.0	1.0	1.0	DNS	DNS	1.5	5.0	71.43%	
27	JJ Hughes-Dowd		DNS	DNS	DNS	1.5	DNS	DNS	DNS	DNS	DNS	DNS	1.5	14.29%	
27	JT Hughes-Dowd		DNS	DNS	DNS	1.5	DNS	DNS	DNS	DNS	DNS	DNS	1.5	14.29%	
27	J Crunden		DNS	DNS	DNS	DNS	DNS	0.0	0.0	DNS	DNS	1.5	1.5	60.00%	
Pos	(Junior)	Wins	720	721	722	723	724	725	726	727	728	729	Points	Rate	
1	JJ Hughes-Dowd	9	2.0	2.0	2.0	2.0	2.0	2.0	2.0	2.0	1.5	2.0	19.5	100.00%	
2	L Whittaker	4	1.0	1.5	2.5	1.5	2.5	3.5	1.0	1.0	2.5	1.0	18.0	100.00%	
3	J Graham	3	1.5	2.5	1.0	DNS	DNS	DNS	3.5	2.5	1.5	1.5	14.0	70.00%	
4	JT Hughes-Dowd	2	2.5	1.5	1.5	1.0	1.5	DNS	0.5	1.5	2.0	1.5	13.5	90.00%	
5	J Woodhouse		1.5	1.0	DNS	1.5	1.0	1.5	1.0	1.0	1.0	1.0	10.5	90.00%	
6	M Blake	2	DNS	DNS	1.5	2.5	1.5	2.5	0.5	0.5	0.5	DNS	9.5	70.00%	
7	Z Brazell	1	DNS	DNS	1.5	DNS	DNS	1.0	3.5	DNS	DNS	0.5	6.5	50.00%	
7	B Crunden	1	DNS	DNS	DNS	DNS	DNS	1.0	0.5	1.5	1.0	2.5	6.5	100.00%	
9	T Stevenson	1	1.0	1.0	2.5	DNS	DNS	0.5	1.0	DNS	DNS	DNS	6.0	62.50%	
10	E Woodhouse		DNS	DNS	1.0	DNS	DNS	1.0	1.5	DNS	DNS	DNS	3.5	37.50%	
Turn Up Rates			100%	100%	93.10%	81.82%	75.76%	86.49%	91.89%	59.46%	59.46%	70.27%	AVE	80.06%	



Adult 'C' – Stuart Gray (10<sup>th</sup>), winner Dan, Colin (9<sup>th</sup>) & Macaully (8<sup>th</sup>)



# Members' Statistics

## ADULT STATISTICS 1992-2025 - AFTER DHORC 729

Sheet 1 of 5 (Note: Highlighted Names are Current 2025 Members, CS = Best Consecutive Results)

MEETINGS (Junior & Adult)			RACES (Junior & Adult)			DRIVER RANKING			FINALS WON		
ATTENDED			COMPLETED			RANKING			WON		
Pos	ADULT (1st Race)	No	Pos	ADULT	No	Pos	ADULT	SCORE	Pos	ADULT	No CS
1	P REES (07Jul92)	706	1	P REES	3,956	1	* A SMITH	1.638	1	L PATEMAN	290 (5)
2	N SISMEY (07Jul92)	676	2	N SISMEY	3,668	2	* S GOODLIP	2.388	2	P REES	255 (3)
3	L PATEMAN (01Sep92)	627	3	L PATEMAN	3,466	3	* J SISMEY	2.750	3	S GOODLIP	198 (4)
4	G PEACH (07Jan97)	457	4	G PEACH	2,548	4	* W LANDER	2.838	4	N SISMEY	183 (2)
5	S GOODLIP (01Jun93)	419	5	S GOODLIP	2,173	5	* M CHADWICK	3.813	5	M CHADWICK	117 (3)
6	P BARBER	363	6	P BARBER	2,102	6	* C BOWLES	4.000	6	A SMITH	104 (5)
7	A McPEAKE	299	7	A BULLOCK	1,802	7	* R LITHERLAND	4.375	7	J SISMEY	103 (4)
8	A BULLOCK	292	8	A McPEAKE	1,658	8	* L PATEMAN	4.475	8	G PEACH	102 (2)
9	M CHADWICK	287	9	R MASTERS	1,598	9	* J TAGUE	4.538	9	L SMITH	99 (3)
10	R MASTERS	280	10	M CHADWICK	1,537	10	* P REES	4.950	10	D McPEAKE	77 (2)
11	N LAMBERT	269	11	C ROYTHORNE	1,513	11	* T MEASHAM	5.113	11	A McPEAKE	66 (2)
12	C ROYTHORNE	249	12	N LAMBERT	1,479	12	* J NEALE	5.200	11	A BULLOCK	66 (2)
13	D McPEAKE	245	13	L SMITH (1,735)	1,383	13	* A TURNBULL	5.725	13	J TAGUE	64 (2)
14	D TURNBULL (07Nov13)	244	14	D McPEAKE	1,366	14	* N SISMEY	5.925	14	N LAMBERT	61 (2)
15	R SEAMAN	235	15	R SEAMAN	1,313	15	* K LYE	6.063	14	M ALLSOPP	61 (3)
15	L SMITH (29May07) (288)	235	16	J SISMEY (1,957)	1,303	16	* C ROYTHORNE	6.350	16	R SEAMAN	60 (2)
17	A SMITH (07Jul92)	222	17	M ALLSOPP	1,265	17	* G PEACH	6.438	17	W LANDER	56 (2)
18	J SISMEY (331)	211	18	D TURNBULL	1,235	18	* D GARBETT	6.450	18	C ROYTHORNE	55 (2)
19	M ALLSOPP	203	19	J LAMB	1,048	19	* A McPEAKE	6.488	18	L BLACKER	55 (3)
20	J LAMB	179	20	A SMITH	1,030	20	* R SEAMAN	6.550	20	R MASTERS	54 (2)
21	P LEVERS	166	21	S ANAND	976	21	* R BLAKE	7.125	21	S ANAND	53 (3)
22	J TAGUE	165	22	P LEVERS	957	22	* T CHADWICK	7.250	22	J LAMB	49 (3)
23	S ANAND	154	23	J LYMER	948	22	* S ANAND	7.250	23	P LEVERS	48 (2)
24	C BOWLES (28Mar95) (228)	152	24	J TAGUE	858	24	* A BULLOCK	7.438	24	A HOLLIDAY	43 (3)
25	J LYMER	146	25	K ALCOCK	848	25	* M ALLSOPP	7.488	25	C BOWLES	42 (3)
26	S GRAY (10Apr18)	143	26	D EDWARDS	801	26	* L SMITH	8.163	26	I BRENTNALL	41 (3)
27	D EDWARDS	139	27	C BOWLES (1,095)	683	27	* R CROSSLAND	8.175	26	P BARBER	41 (2)
28	K ALCOCK	131	28	G WESTON	682	28	* L BLACKER	8.200	28	J LYMER	38 (2)
29	A HOLLIDAY	123	29	A HOLLIDAY	679	29	* D McPEAKE	8.563	29	D TURNBULL	37 (3)
29	L BLACKER (30Apr19)	123	30	W LANDER	661	30	* D BRENTNALL	8.838	30	J J HUGHES-DOWD	35 (4)
31	B JOHNSON (29Mar94)	121	31	L EDWARDS	654	31	* K PAYNE	8.850	31	G WESTON	33 (2)
32	L EDWARDS	116	32	J HOLMES	639	32	* J ROYTHORNE	8.938	32	B JOHNSON	31 (3)
33	S SMITH	115	33	S GRAY	589	33	* J LEVERS	9.063	33	K ALCOCK	30 (3)
33	R LAWSON (03Mar15)	115	34	B JOHNSON	583	34	* A DAVIES	9.138	34	D EDWARDS	29 (2)
35	G WESTON	113	35	S SMITH	581	35	* P LEVERS	9.188	34	D GARBETT	29 (2)
36	C HENRY	109	36	R LAWSON	577	36	* D TURNBULL	9.238	34	A TURNBULL	29 (2)
36	D GARBETT	109	37	C HENRY	552	37	* J LYMER	9.288	37	R BLAKE	26 (2)
38	W LANDER	104	38	D GARBETT	523	38	* J J HUGHES-DOWD	9.400	37	R LITHERLAND	26 (2)
39	J HOLMES	98	39	I BRENTNALL	511	39	* S PANK	9.775	39	D BRENTNALL	25 (5)
40	I BRENTNALL	94	40	L BLACKER	509	40	* D PASSELL	9.850	39	M ROGERS	25 (3)
41	T DINGLEY	87	41	R CROSSLAND	456	41	* J LAMB	10.063	39	J HOLMES	25
42	A TURNBULL (238)	86	42	T DINGLEY	455	42	* T DINGLEY	10.125	42	J NEALE	24 (2)
42	R LITHERLAND (21May13) (234)	82	43	J ROYTHORNE	432	43	* I BRENTNALL	10.325	43	J LEVERS	22 (3)
44	R CROSSLAND	81	44	R BLAKE	383	44	* M KNIGHTON	10.363	43	R CROSSLAND	22 (2)
45	A STAMPER	76	45	A TURNBULL (1,287)	382	45	* G WESTON	10.375	45	S MINNIS	21 (3)
46	D HUGHES-DOWD (18Oct22)	72	46	A STAMPER	366	46	* B JOHNSON	10.425	45	S PANK	21 (2)
47	S PANK	69	47	S PANK	364	47	* D EDWARDS	10.438	45	T DINGLEY	21
47	J ROYTHORNE	69	48	J LITHERLAND	362	48	* M ROGERS	10.463	48	J ROYTHORNE	20 (2)
49	S MINNIS	67	49	S MINNIS	356	49	* D LATHAM	11.138	49	C HENRY	19
50	A WOODHOUSE (08Aug22)	66	50	J LEVERS	322	50	* J T HUGHES-DOWD	11.338	50	A FEARN	18 (2)

(Driver Ranking = Average Position in Qualifying, Final Position, Fastest Lap &amp; Race Laps Over Last 20 club nights)



Adult 'B' – Dan (5<sup>th</sup>), Lewis (6<sup>th</sup>), winner Liam & Nick Sismey (7<sup>th</sup>)



## ADULT STATISTICS 1992-2025 - AFTER DHORC 729

Sheet 2 of 5 (Note: Highlighted Names are Current 2025 Members, CS = Best Consecutive Results)

MEETINGS (Junior & Adult)				RACES (Junior & Adult)				DRIVER RANKING		FINALS		
ATTENDED				COMPLETED				ADULT		WON		
Pos	ADULT (1st Race)	No		Pos	ADULT	No		Pos	SCORE	Pos	ADULT	No CS
51	JJ HUGHES-DOWD (18Oct22) (141)	64		51	A FEARN (380)	319		51	* D HUGHES-DOWD	11.375	51	S GRAY 17
52	R BLAKE	62		52	J NEALE	318		52	* S MINNIS	11.400	52	S LANDER 14 (2)
52	J LITHERLAND	62		53	M ROGERS	308		53	* J HOLMES	12.350	53	T CHADWICK 13 (2)
54	J NEALE	60		54	R LITHERLAND (1,215)	298		54	* A WOODHOUSE	12.463	53	D HUGHES-DOWD 13
55	A STEVENSON (18Oct22)	58		55	M MARTINEZ	289		54	* A HOLLIDAY	12.463	55	J HITCHCOCK 12 (2)
56	M ROGERS	57		56	K LYE	263		56	* K ALCOCK	12.613	55	P FOXLEY 12 (2)
57	J LEVERS	53		57	G SCHULE	258		57	* A FEARN	12.625	55	R LAWSON 12
58	G SCHULE	52		58	C BULLOCK (639)	248		58	* M STURGESS	12.675	58	T MEASHAM 11
58	D LATHAM (21Feb23)	52		59	D HUGHES-DOWD	245		59	* N LAMBERT	12.950	58	S SMITH 11
60	A FEARN	49		60	D BRETNALL	225		60	* P FOXLEY	12.963	58	H SMITH 11
60	M MARTINEZ	49		60	T CHADWICK (999)	225		61	* H SMITH	13.138	58	J LAWSON 11 (3)
62	M DUTSON (15Mar22)	46		62	D OLIVER	216		62	* G SCHULE	13.238	62	D WALKER 10
63	D OLIVER	45		63	D WALKER	212		63	* S GRAY	13.300	62	D PASSELL 10 (2)
64	D WALKER	42		63	A WOODHOUSE	212		64	* J TETLEY	13.313	62	L EDWARDS 10
64	K LYE	42		65	A DAVIES	211		65	* J LAWSON	13.488	65	S DUNN 9 (2)
66	D BRETNALL	41		66	T MEASHAM (758)	208		66	* C HENRY	13.763	65	K LYE 9
67	A THOMPSON	39		67	M KNIGHTON	206		67	* D GREEN	13.850	67	G LAMBERT 8 (4)
68	M KNIGHTON	36		68	J CHELL	202		68	* R LAWSON	13.950	67	J LITHERLAND 8
68	T CHADWICK (183)	36		69	A STEVENSON	196		68	* S SMITH	13.950	67	C COOPER 8
68	C BULLOCK (102)	36		70	D PASSELL	191		70	* M GRAHAM	13.963	67	JT HUGHES-DOWD 8 (2)
71	S DUNN	35		71	S DUNN	183		71	* J LITHERLAND	14.125	67	D LATHAM 8
71	M GRAHAM (20Feb24)	35		72	A THOMPSON	179		72	* A STAMPER	14.300	72	R CHADWICK 7 (2)
73	D PASSELL	34		73	D LATHAM	176		73	* R MASTERS	14.325	72	A DAVIES 7
73	A DAVIES	34		74	P FOXLEY	172		74	* A STEVENSON	14.338	74	M JUBB 6
75	T MEASHAM (126)	33		75	G LAMBERT	168		75	* M HOLLAND	14.375	74	A STAMPER 6
76	G LAMBERT	32		76	M STURGESS	163		76	* N CHATTLE	14.488	74	C BULLOCK 6
76	P FOXLEY	32		77	S SUMNER	157		77	* B BRUCE	14.563	74	K PAYNE 6
76	J CHELL	30		78	B BRUCE	148		78	* M DUTSON	14.713	74	J TETLEY 6 (2)
79	M STURGESS	29		79	R CHADWICK	146		79	* L EDWARDS	14.800	74	T BALDOCK 6
79	JT HUGHES-DOWD (20Feb24) (66)	29		80	J TETLEY	143		80	* C BULLOCK	15.138	74	A WOODHOUSE 6
81	R HITCHCOCK	27		81	K PAYNE	140		81	* D OLIVER	15.688	81	C SCHOFIELD 5 (2)
81	R CHADWICK	27		82	R HITCHCOCK	138		82	* S DUNN	15.963	81	AJ McPEAKE 5 (2)
83	S SUMNER	26		83	M DUTSON	133		83	* A THOMPSON	16.063	81	I HOLLAND 5
84	B BRUCE	25		84	M HOLLAND	129		84	* G LAMBERT	16.175	81	M TANSLEY 5
85	C STANNARD	24		85	J HITCHCOCK	127		85	* S SUMNER	16.425	81	D OLIVER 5
85	H SMITH (137)	24		86	C SCHOFIELD	124		86	* M MARTINEZ	16.763	81	D GREEN 5
85	J LAWSON (18Aug15) (108)	24		87	I HOLLAND	120		87	* J CHELL	17.138	81	J CHELL 5
88	I HOLLAND	23		87	D GREEN	120		88	* C STANNARD	17.325	81	R JAMES 5
88	J HITCHCOCK	23		89	N CHATTLE	119		89	* R HITCHCOCK	18.063	89	S REVITT 4 (2)
88	C SCHOFIELD	23		90	S LANDER	118		90	* C SCHOFIELD	18.113	89	R HITCHCOCK 4
88	D GREEN	23		90	C STANNARD	118		91	* D WALKER	18.163	89	M KNIGHTON 4
88	M HOLLAND	23		92	M GRAHAM	113		92	* P BARBER	18.938	89	M STURGESS 4
88	K PAYNE	23		93	T HAGUES	111		93	* J HITCHCOCK	21.388	89	M BLOOD 4
94	J TETLEY	21		94	R JAMES	105		94	* R CHADWICK	22.013	89	M GRAHAM 4 (2)
95	N CHATTLE	20		95	C CARRINGTON	100		95	* I HOLLAND	22.288	95	S PATCHING 3
96	M JUBB	19		96	M JUBB	99		N/A	T BALDOCK	2.583	95	C NORRIS 3
97	C CARRINGTON	18		97	C BRADFORD	97		N/A	S REVITT	3.792	95	J HENRY 3
97	T HAGUES	18		98	JJ HUGHES-DOWD (354)	96		N/A	S LANDER	4.485	95	C CARRINGTON 3
99	N MAFFIN	17		99	P MELLOR	93		N/A	AJ McPEAKE	6.659	95	A HUGHES 3
99	S LANDER	17		100	N MAFFIN	82		N/A	A HUGHES	6.792	95	M HOLLAND 3



Adult 'A' – Lee (4<sup>th</sup>), Reuben (2<sup>nd</sup>), winner Angus & Liam (3<sup>rd</sup>)



## ADULT STATISTICS 1992-2025 - AFTER DHORC 729

Sheet 3 of 5 (Note: Highlighted Names are Current 2025 Members, CS = Best Consecutive Results)

MEETINGS (Junior & Adult)			RACES (Junior & Adult)			DRIVER RANKING		FINALS WON		
ATTENDED			COMPLETED			ADULT		ADULT		
Pos	ADULT (1st Race)	No	Pos	ADULT	No	Pos	SCORE	Pos	No	CS
99	P MELLOR	17	101	P COCKBILL	81	N/A	8.000	95	C STANNARD	3
99	C BRADFORD	17	102	D LEVERTON	75	N/A	9.250	102	H VD HEUVEL	2 (2)
99	C COOPER	17	103	M TANSLEY	73	N/A	10.357	102	J KELLY	2
104	P COCKBILL	16	104	YAN SHEN	68	N/A	10.417	102	C SLATER	2 (2)
105	R JAMES	15	105	J KELLY	67	N/A	10.500	102	YAN SHEN	2
106	M TANSLEY	14	106	S REVITT	63	N/A	10.625	102	I HALL	2
106	L BOWLES (92)	14	107	M WATTS (130)	61	N/A	11.000	102	S SUMNER	2
108	J KELLY	13	107	C COOPER	61	N/A	11.194	102	B BRUCE	2
108	D LEVERTON	13	109	J McDONALD (98)	60	N/A	11.500	102	C BRADFORD	2
110	S REVITT	12	110	M BLOOD	58	N/A	11.639	102	M MARTINEZ	2
110	P PURKIS	12	110	W BLURTON	58	N/A	12.125	102	L BOWLES	2
110	M WATTS (25)	12	110	F HOLMES (827)	58	N/A	12.650	102	A STEVENSON	2
110	T STACEY	12	113	I HALL	57	N/A	12.925	102	G REYNOLDS	2
110	S WHITTAKER (26Nov24)	12	113	T STACEY	57	N/A	13.250	114	R GILLARD	1
115	AJ McPEAKE (76)	11	115	T CASH	54	N/A	13.271	114	D ROYTHORNE	1
115	YAN SHEN	11	116	N WRIGHT	52	N/A	13.417	114	P COCKBILL	1
117	R GILLARD	10	117	AJ McPEAKE (376)	50	N/A	13.500	114	J JOHNSON	1
117	A DOBBINS	10	117	T BALDOCK	50	N/A	13.500	114	G SCHULE	1
117	I HALL	10	119	R GILLARD	49	N/A	13.500	114	M WATTS	1
117	J McDONALD (16)	10	119	A DOBBINS	49	N/A	13.556	114	B GEBAUERS	1
117	C BLAKE (07Jan25)	10	119	D KENNING	49	N/A	14.083	114	G CLARK	1
122	N WRIGHT	9	122	P PURKIS	47	N/A	14.111	114	L COPLEY	1
122	M BLOOD	9	123	A LEE	46	N/A	14.688	114	A DOBBINS	1
122	T BALDOCK	9	123	Z MIDDLETON	46	N/A	14.844	114	C WILKINSON	1
122	T CASH	9	125	S WHITTAKER	44	N/A	14.917	114	R HILL	1
122	F HOLMES (139)	9	126	Da BUCKLEY	43	N/A	15.000	114	N CHATTLE	1
127	C NORRIS	8	126	J LAWSON (499)	43	N/A	15.125	114	C ATKINSON	1
127	Da BUCKLEY	8	128	A HUGHES (414)	42	N/A	15.313	114	A THOMPSON	1
127	W BLURTON	8	128	H SMITH (637)	42	N/A	15.438	114	A LEE	1
127	D KENNING	8	130	P WRIGHT	40	N/A	15.450	114	D LLOYD	1
131	S PATCHING	7	131	G CLARK	39	N/A	15.500	114	Z MIDDLETON	1
131	G CLARK	7	131	C BLAKE	39	N/A	15.575	114	T STACEY	1
131	J HENRY (134)	7	133	S PATCHING	38	N/A	15.617	114	F HOLMES	1
131	R HILL	7	133	C NORRIS	38	N/A	15.750	114	J McDONALD	1
131	L ELMORE	7	135	J HENRY (695)	37	N/A	15.750	114	J GRAHAM	1
131	G REYNOLDS (18Feb25)	7	135	JT HUGHES-DOWD (160)	37	N/A	15.833	114	M BLAKE	1
137	D HARROP	6	137	C WILKINSON	35	N/A	15.846	114	K SPINK	1
137	D HART	6	137	YUAN ZHI	35	N/A	15.850	114	S WHITTAKER	1
137	P WRIGHT	6	137	L ELMORE	35	N/A	15.875	114	J MILLS	1
137	C WILKINSON	6	140	D BUCKLEY	33	N/A	16.071	114	J DUDLEY	1
137	A HUGHES (67)	6	141	R HILL	32	N/A	16.083	114	C BLAKE	1
137	Ch HOLLAND	6	142	D HART	30	N/A	16.156	114	M DUTSON	1
137	D BUCKLEY	6	142	D HARROP	30	N/A	16.167	114	J WARDLE	1
137	YUAN ZHI	6	142	Ch HOLLAND	30	N/A	16.179			
137	A LEE	6	145	St BOWMAN	29	N/A	16.250			
137	Z MIDDLETON	6	145	C BLURTON	29	N/A	16.250			
137	S KERR	6	145	G REYNOLDS	29	N/A	16.375			
148	R SPENCER	5	148	R SPENCER	28	N/A	16.375			
148	J MELLOR (87)	5	149	C ATKINSON	27	N/A	16.469			
148	C BLURTON	5	150	K JEFFRIES	26	N/A	16.500			

## NASHVILLE

### GROUP A

Y N SISMEY  
G L SMITH  
R J DUDLEY  
B M DUTSON

### GROUP B

Y A SMITH  
G L BLACKER  
R L PATEMAN  
B R LITHERLAND

### GROUP C

Y D TURNBULL  
G C BLAKE  
R S GRAY  
B G REYNOLDS

### GROUP D

Y S WHITTAKER  
G A WOODHOUSE  
R D HUGHES-DOWD  
B J CRUNDEN

### GROUP E

Y B CRUNDEN  
G M GRAHAM  
R J WOODHOUSE  
B J GRAHAM

### GROUP F

Y Z BRAZELL  
G JJ HUGHES-DOWD  
R L WHITTAKER  
B JT HUGHES-DOWD

### GROUP G

Y N JARRAM  
G J WARDLE  
R  
B

	ADULT	JUNIOR
1	ANGUS	JT
2	RODD	JT
3	LIAM	JENSON

# ADULT STATISTICS 1992-2025 - AFTER DHORC 729

Sheet 4 of 5 (Note: Highlighted Names are Current 2025 Members, CS = Best Consecutive Results)

MEETINGS (Junior & Adult)			RACES (Junior & Adult)			DRIVER		FINALS		
ATTENDED			COMPLETED			RANKING		WON		
Pos	ADULT (1st Race)	No	Pos	ADULT	No	Pos	ADULT	SCORE	Pos	ADULT
148	M BLAKE (12)	5	151	L COPLEY	25	N/A	J DUDLEY	16.500		
148	J WARDLE (18Feb25)	5	151	D LLOYD	25	N/A	M WATTS	16.625		
148	N JARRAM (18Feb25)	5	153	S SIDDONS	23	N/A	J CRUNDEN	16.667		
148	J DUDLEY (11Mar25)	5	154	S KERR	22	N/A	C NORRIS	16.714		
155	B GEBAUERS	4	154	J DUDLEY	22	N/A	T CASH	16.889		
155	C ROBINSON	4	156	B GEBAUERS	21	N/A	G REYNOLD	16.929		
155	S HENDRY	4	156	N JARRAM	21	N/A	G HADDON	17.000		
155	C ATKINSON	4	156	J WARDLE	21	N/A	D HARROP	17.500		
155	K JEFFRIES	4	159	C ROBINSON	20	N/A	St BOWMAN	17.500		
155	W PARKIN	4	159	S HENDRY	20	N/A	YAN SHEN	17.636		
155	St BOWMAN	4	161	L BOWLES (372)	19	N/A	I HALL	17.650		
155	K SPINK (18Feb25)	4	162	W PARKIN	17	N/A	L ZHOU	17.750		
155	J MILLS (11Mar25)	4	162	K SPINK	17	N/A	M BLAKE	17.500		
164	H VD HEUVEL	3	162	J MILLS	17	N/A	C ROBINSON	18.000		
164	J JOHNSON	3	165	J JOHNSON	16	N/A	N MAFFIN	18.103		
164	S ALLDREAD	3	165	J MELLOR (497)	16	N/A	D HART	18.208		
164	L COPLEY	3	167	S ALLDREAD	15	N/A	T HAGUES	18.236		
164	S SIDDONS	3	167	S BENNETT	15	N/A	C BRADFORD	18.279		
164	D LLOYD	3	169	H VD HEUVEL	14	N/A	D BUCKLEY	18.333		
164	S BENNETT	3	169	P ZIMMERMANN	14	N/A	J ASHCROFT	18.375		
164	J CRUNDEN (11Mar25)	3	169	L HENDERSON	14	N/A	B FAHRNER	18.750		
172	D ROYTHORNE	2	172	J CRUNDEN	13	N/A	Ch HOLLAND	18.792		
172	J ASHCROFT	2	173	D ROYTHORNE	11	N/A	C BLURTON	18.800		
172	A CARTER	2	174	J ASHCROFT	10	N/A	B GEBAUERS	18.875		
172	B FAHRNER	2	174	A CARTER	10	N/A	S HENDRY	19.188		
172	L ZHOU	2	174	B FAHRNER	10	N/A	D ROYTHORNE	19.375		
172	B COOK	2	174	B COOK	10	N/A	M JUBB	19.408		
172	J FLETCHER	2	174	J FLETCHER	10	N/A	S BENNETT	19.417		
172	L HAYMES	2	174	L HAYMES	10	N/A	J JOHNSON	19.500		
172	J GRAHAM (32)	2	180	L ZHOU	9	N/A	J WARDLE	19.700		
181	S WHITE	1	181	C SLATER	7	N/A	A HARTLEY	19.750		
181	P DUNNE	1	182	T MAKUNI	6	N/A	W PARKIN	19.813		
181	A HARTLEY	1	182	M BLAKE (35)	6	N/A	T MAKUNI	20.000		
181	C SLATER	1	184	S WHITE	5	N/A	P DUNNE	20.750		
181	P ZIMMERMANN	1	184	R HEATON	5	N/A	P MELLOR	20.882		
181	L HENDERSON	1	184	A HARTLEY	5	N/A	A CARTER	21.625		
181	G HADDON (26)	1	184	G HADDON (143)	5	N/A	L ELMORE	21.786		
181	T MAKUNI	1	188	P DUNNE	4	N/A	P PURKIS	22.667		
181	R HEATON	1	189	J GRAHAM (97)	3	N/A	H VD HEUVEL	22.917		

## ADULT STATISTICS 1992-2025, AFTER DHORC 729

Sheet 5 of 5 (Note: Highlighted Names are Current 2025 Members, CS = Best Consecutive Results)

POLES				IGR's				WINS				FASTEST LAPS				BEST RACE LAPS				CHAMPIONSHIPS	
Pos	ADULT	No	CS	Pos	ADULT	No	CS	Pos	ADULT	No	CS	Pos	ADULT	No	CS	Pos	ADULT	No	CS	YEAR	ADULT
1	L PATEMAN	132	(7)	1	L PATEMAN	517	(19)	1	L PATEMAN	134	(4)	1	L PATEMAN	292	(14)	1	L PATEMAN	192	(6)	1992	N SISMEY
2	S GOODLIP	103	(7)	2	N SISMEY	400	(5)	2	S GOODLIP	190	(5)	2	A SMITH	88	(6)	2	N SISMEY	91	(5)	1993	J TAGUE
3	M CHADWICK	101	(9)	3	S GOODLIP	365	(6)	3	N SISMEY	86	(4)	3	S GOODLIP	73	(5)	3	A SMITH	90	(4)	1994	J TAGUE
4	N SISMEY	86	(3)	4	M CHADWICK	304	(10)	4	M CHADWICK	83	(7)	4	N SISMEY	51	(4)	4	S GOODLIP	84	(5)	1995	J TAGUE (3)
5	A SMITH	86	(5)	5	A SMITH	215	(7)	5	A SMITH	73	(4)	5	J TAGUE	48	(5)	5	M CHADWICK	66	(3)	1996	M CHADWICK
6	J SISMEY	50	(4)	6	J SISMEY	210	(8)	6	J SISMEY	59	(3)	6	J SISMEY	38	(4)	6	J SISMEY	39	(3)	1997	M CHADWICK
7	W LANDER	42	(11)	7	W LANDER	183	(16)	7	W LANDER	41	(9)	7	W LANDER	28	(5)	7	W LANDER	37	(11)	1998	N SISMEY
8	J TAGUE	26	(4)	8	J TAGUE	126	(5)	8	P REES	34	(2)	8	M CHADWICK	22	(2)	8	J TAGUE	28	(3)	1999	N SISMEY
9	P REES	21	(2)	9	P REES	100	(3)	9	J TAGUE	28	(4)	9	P REES	14	(3)	9	P REES	28	(2)	2000	M CHADWICK
10	A McPEAKE	16		10	A McPEAKE	101	(4)	10	A McPEAKE	16	(2)	10	A McPEAKE	13	(2)	10	A McPEAKE	13		2001	M CHADWICK
11	J LYMER	14		11	J NEALE	45	(6)	11	J LYMER	13	(2)	11	J NEALE	8	(2)	11	L SMITH	10	(2)	2002	S GOODLIP
12	J NEALE	9	(3)	12	L SMITH	39	(3)	12	J NEALE	9	(2)	12	L SMITH	7		12	D GARBETT	7		2003	L PATEMAN
13	L SMITH	7		13	J LYMER	36	(3)	13	S ANAND	5		13	C ROYTHORNE	6		13	J NEALE	6		2004	L PATEMAN
14	T BALDOCK	5	(2)	14	D GARBETT	30	(3)	13	M ALLSOPP	5		13	C BOWLES	6	(2)	13	M ALLSOPP	6		2005	M CHADWICK (5)
15	D GARBETT	5		15	S ANAND	25	(2)	13	T BALDOCK	5		15	D GARBETT	5		15	J LYMER	5		2006	W LANDER
16	S ANAND	3		16	M ALLSOPP	21	(2)	13	C BOWLES	5	(2)	16	T BALDOCK	4		16	T BALDOCK	4		2007	W LANDER
17	S REVITT	3	(2)	17	T BALDOCK	19	(8)	17	C ROYTHORNE	4		16	T CHADWICK	4		16	T BALDOCK	4	(2)	2008	W LANDER (3)
18	P LEVERS	3		18	G PEACH	18	(3)	17	L SMITH	4	(2)	16	A BULLOCK	4		16	J J HUGHES-DOWD	4		2009	J SISMEY
19	J LAMB	3		19	A TURNBULL	15	(2)	17	D GARBETT	4		19	D BRENTNALL	3		16	C BOWLES	4	(2)	2010	L PATEMAN
20	C BOWLES	3		20	C ROYTHORNE	12	(2)	17	A TURNBULL	4		19	G PEACH	3		20	S ANAND	3		2011	L PATEMAN
21	S LANDER	2		21	S LANDER	12	(2)	21	S LANDER	3		19	J LYMER	3		21	S REVITT	2	(2)	2012	L PATEMAN (5)
22	D McPEAKE	2		22	D McPEAKE	11		21	G PEACH	3		19	J LAMB	3		21	D BRENTNALL	2		2013	J SISMEY
23	A BALDOCK	2		23	S REVITT	10	(5)	21	J J HUGHES-DOWD	3		23	S REVITT	2		21	D McPEAKE	2		2014	J SISMEY (3)
24	C ROYTHORNE	2		23	T CHADWICK	10		21	R LITHERLAND	3		23	A DAVIES	2	(2)	21	R BLAKE	2		2015	N SISMEY (4)
25	G PEACH	2	(2)	23	A BULLOCK	10	(3)	25	S REVITT	2		23	A TURNBULL	2		21	K LYE	2		2016	S GOODLIP
26	A TURNBULL	2		23	R LITHERLAND	10	(2)	25	A J McPEAKE	2		26	M ROGERS	1		21	P LEVERS	2		2017	S GOODLIP
27	R LITHERLAND	2		23	C BOWLES	10	(2)	25	R SEAMAN	2		26	I BRENTNALL	1		21	J LAMB	2		2018	S GOODLIP
28	T MEASHAM	1		28	T MEASHAM	9		25	D McPEAKE	2		26	A J McPEAKE	1		21	C ROYTHORNE	2		2019	A SMITH
29	K LYE	1		28	P LEVERS	9		25	T CHADWICK	2		26	D McPEAKE	1		21	G PEACH	2		2020	N/A
30	A DAVIES	1		28	J LAMB	9	(3)	25	J LAMB	2		26	B JOHNSON	1		21	A TURNBULL	2		2021	A SMITH
31	J J HUGHES-DOWD	1		31	N LAMBERT	7		31	K LYE	1		26	S LANDER	1		31	M ROGERS	1		2022	A SMITH
32	T DINGLEY	6		32	A McPEAKE	5	(2)	31	R HILL	1		26	R SEAMAN	1		31	S MINNIS	1		2023	S GOODLIP (5)
33	A J McPEAKE	5	(2)	33	R SEAMAN	5	(3)	31	R BLAKE	1		26	G WESTON	1		31	I BRENTNALL	1		2024	A SMITH (4)
34	R SEAMAN	5	(3)	33	J LEVERS	5		31	P LEVERS	1		26	T MEASHAM	1		31	S PANK	1			
35	J LEVERS	5		33	J ROYTHORNE	1		31	J ROYTHORNE	1		26	J LEVERS	1		31	T DINGLEY	1			
36	M ROGERS	4		36	M ROGERS	4		31	S SMITH	1		26	R BLAKE	1		31	S LANDER	1			
37	S MINNIS	4		36	K LYE	4						26	S ANAND	1		31	G WESTON	1			
38	D BRENTNALL	3		39	D BRENTNALL	3						26	P LEVERS	1		31	J LEVERS	1			
39	R BLAKE	3		39	R BLAKE	3						26	J ROYTHORNE	1		31	R HILL	1			
40	R CROSSLAND	3		40	R CROSSLAND	3						26	K ALCOCK	1		31	S SUMNER	1			
41	I BRENTNALL	2		42	I BRENTNALL	2						26	J J HUGHES-DOWD	1		31	R CROSSLAND	1			
42	R MASTERS	2		42	R MASTERS	2						26	M GRAHAM	1		31	J ROYTHORNE	1			
43	P FOXLEY	1		44	P FOXLEY	1						26	R LITHERLAND	1		31	S SMITH	1			
44	S PANK	1		44	S PANK	1															
45	G WESTON	1		44	G WESTON	1															
46	A FEARN	1		44	A FEARN	1															
47	K PAYNE	1		44	K PAYNE	1															
48	J ROYTHORNE	1		44	J ROYTHORNE	1															
49	K ALCOCK	1		44	K ALCOCK	1															
50	A DAVIES	1		44	A DAVIES	1															
51	J J HUGHES-DOWD	1		44	J J HUGHES-DOWD	1															
52	J CHELL	1		44	J CHELL	1															
53	D HUGHES-DOWD	1		44	D HUGHES-DOWD	1															

IGR Means Individual Qualifying Rounds I.E. Yellow, Green, Red and Blue Lane on a Normal Club Night

# JUNIOR STATISTICS 1992-2025 - AFTER DHORC 729

Sheet 1 of 4 (Note: Highlighted Names are Current 2025 Members, CS = Best Consecutive Results)

MEETINGS ATTENDED			RACES COMPLETED			DRIVER RANKING			FINALS WON		
Pos	JUNIOR (1st Race)	No	Pos	JUNIOR	No	Pos	JUNIOR	SCORE	Pos	JUNIOR	No CS
1	A TURNBULL	152	1	R LITHERLAND	917	1	* L SMITH	1.113	1	R LITHERLAND	61 (5)
1	R LITHERLAND	152	2	A TURNBULL	905	2	* A HUGHES	1.175	2	J HENRY	59 (3)
3	T CHADWICK	147	3	L TURNBULL	807	3	* AJ McPEAKE	1.275	3	A HALL	56
4	L TURNBULL	133	4	T CHADWICK	774	4	* J MELLOR	1.400	3	A TURNBULL	56 (2)
5	F HOLMES	130	5	F HOLMES	769	5	* JJ HUGHES-DOWD	1.425	5	T CHADWICK	51
6	G REYES-ENGLAND	128	6	G REYES-ENGLAND	766	6	* J HENRY	1.438	6	J SISMEY	47
7	J HENRY	127	7	J HENRY	658	7	* A HALL	1.475	7	JJ HUGHES-DOWD	46 (2)
8	J SISMEY	120	8	J SISMEY	654	8	* R LITHERLAND	1.600	8	L BOWLES	40
9	H SMITH	113	9	Z ROYTHORNE	602	9	* L BOWLES	1.613	9	H SMITH	37 (2)
10	R REES	103	10	H SMITH	595	10	* T MEASHAM	1.638	10	J MELLOR	36
11	Z ROYTHORNE	100	11	T MEASHAM	550	11	* A TURNBULL	1.663	11	L SMITH	33
12	P CONNALLY	95	12	L BROOKS	539	12	* T CHADWICK	1.825	12	P CONNALLY	32 (2)
13	C BRENTNALL	94	13	B ROYTHORNE	504	13	* J SISMEY	1.838	13	M MINNIS	31 (2)
14	T MEASHAM	93	14	P CONNALLY	500	14	* M MINNIS	2.000	13	A HUGHES	31
15	B ROYTHORNE	84	15	A HALL	490	15	* J PATEMAN	2.025	15	AJ McPEAKE	30 (2)
15	J LAWSON (18Aug15)	84	16	C BRENTNALL	486	16	* P CONNALLY	2.175	15	C BRENTNALL	30 (2)
17	L BROOKS	83	17	J MELLOR	481	17	* C BRENTNALL	2.275	15	J PATEMAN	30
18	J MELLOR	82	18	R REES	467	18	* C BULLOCK	2.300	15	G REYES-ENGLAND	30
19	A HALL	80	19	J PATEMAN	428	19	* C BOWLES	2.313	19	C BOWLES	28
20	C BOWLES	78	20	J LAWSON	416	20	* JT HUGHES-DOWD	2.375	19	L TURNBULL	28 (2)
20	L BOWLES	78	21	C BOWLES	402	21	* K ASHWORTH	2.613	21	F HOLMES	26
22	JJ HUGHES-DOWD (18Oct22)	77	22	C BULLOCK	391	22	* N GULL	2.763	22	B ROYTHORNE	25 (2)
23	T PANK	74	23	K LEVERS	381	23	* T PANK	2.800	22	Z ROYTHORNE	25 (3)
24	J PATEMAN	71	24	T PANK	378	24	* J LAWSON	2.813	24	R REES	24
25	M MINNIS	68	25	A HUGHES	372	25	* J WOODHOUSE	2.900	25	J STEVENSON	23
26	C BULLOCK	66	25	Ca HOLLAND	372	26	* H SMITH	2.975	25	T MEASHAM	23 (3)
26	K LEVERS	66	27	J MARTINEZ	369	27	* Z ROYTHORNE	3.038	25	J LAWSON	23 (2)
28	AJ McPEAKE	65	28	L BOWLES	353	28	* K LEVERS	3.125	28	L BROOKS	21 (2)
28	J WOODHOUSE (08Aug22)	65	29	L SMITH	352	29	* K ALI	3.188	29	T PANK	20
30	A HUGHES	61	29	M LITHERLAND	352	30	* L TURNBULL	3.238	30	K LEVERS	15
30	Ca HOLLAND	61	31	M MINNIS	343	31	* B ROYTHORNE	3.250	31	D BARKER	14
32	J MARTINEZ	59	32	AJ McPEAKE	326	32	* P WALKER	3.325	31	M LITHERLAND	14
33	T STEVENSON (18Oct22)	58	33	B BROOKS	325	33	* J THOMPSON	3.400	33	J MARTINEZ	13
34	L SMITH	55	34	D PAUL	308	34	* J LISTER	3.700	34	C DAVENPORT	12
35	J STEVENSON	54	35	L CHADWICK	277	35	* T GREEN	3.725	34	K ALI	12
36	M LITHERLAND	53	36	J STEVENSON	276	36	* P MARTIN	3.763	34	D PAUL	12 (2)
37	D BARKER	51	37	D BARKER	266	36	* R COOK	3.763	34	J WOODHOUSE	12
37	B BROOKS	51	38	P MARTIN	263	38	* C DAVENPORT	3.775	38	M McNULTY	10
39	D PAUL	49	39	JJ HUGHES-DOWD	258	39	* S SLATER	3.813	38	P MARTIN	10
40	S SCHULE	47	40	S BOWMAN	244	40	* K SCHOFIELD	3.888	38	S BOWMAN	10
40	L CHADWICK	47	41	P WALKER	236	41	* K COOK	4.050	38	JT HUGHES-DOWD	10
42	P WALKER	46	42	S SCHULE	234	42	* J GRAHAM	4.088	42	G HADDON	9
43	P MARTIN	45	42	J LISTER	234	43	* F HOLMES	4.250	42	T GREEN	9
44	J LISTER	41	44	J HAGUES	221	44	* T STEVENSON	4.475	42	N GULL	9
44	S BOWMAN	41	45	J WOODHOUSE	220	45	* G HADDON	4.500	42	M BRADLEY	9
46	E WOODHOUSE (31Jan23)	39	46	T STEVENSON	202	46	* E HENRY	4.650	42	J THOMPSON	9
47	J HAGUES	38	47	R COOK	197	47	* G REYES-ENGLAND	4.738	42	T STEVENSON	9
48	JT HUGHES-DOWD (20Feb24)	37	48	M BRADLEY	194	48	* A OXSPRING	4.750	48	K SCHOFIELD	8
49	J GRAHAM (20Feb24)	33	49	D JACKSON	190	49	* R REES	4.800	48	L CHADWICK	8
50	K ALI	30	50	I BRADLEY	189	50	* M BRADLEY	4.900	48	C BULLOCK	8

(Driver Ranking = Average Position in Qualifying, Final Position, Fastest Lap &amp; Race Laps Over Last 20 club nights)

# JUNIOR STATISTICS 1992-2025 - AFTER DHORC 729

Sheet 2 of 4 (Note: Highlighted Names are Current 2025 Members, CS = Best Consecutive Results)

MEETINGS ATTENDED			RACES COMPLETED			DRIVER RANKING			FINALS WON			
Pos	JUNIOR (1st Race)	No	Pos	JUNIOR	No	Pos	JUNIOR	SCORE	Pos	JUNIOR	No	CS
51	M McNULTY	29	51	K ALI	185	51	* E WOODHOUSE	4.950	48	B BROOKS	8	(2)
51	J BULLOCK	29	51	E JACKSON	185	52	* D BARKER	5.038	48	Ca HOLLAND	8	
51	R COOK	29	53	N BRADFORD	172	53	* J STEVENSON	5.125	48	H TAYLOR	8	
51	A OXSPRING	29	54	A BRADFORD	169	54	* R HUGHES	5.275	54	R LEY	7	
51	I BRADLEY	29	55	M SEO	163	55	* J ELMORE	5.600	54	A CHATTLE	7	
51	M BRADLEY	29	55	K COOK	163	55	* J MARTINEZ	5.600	54	A BRADFORD	7	
51	D JACKSON	29	55	A OXSPRING	163	57	* M SEO	5.675	54	J GRAHAM	7	
58	C DAVENPORT	28	55	S ROYTHORNE	163	58	* A CHATTLE	5.863	58	S SLATER	6	(2)
58	E HENRY	28	59	N GULL	156	59	* L CHADWICK	6.025	58	P WALKER	6	(2)
58	E JACKSON	28	60	M McNULTY	154	60	* J WATSON	6.063	58	G CONNALLY	6	
61	K SCHOFIELD	27	60	J PERRY	154	61	* M LITHERLAND	6.250	58	E HENRY	6	
62	N GULL	26	62	R HUGHES	151	62	* M McNULTY	6.288	58	R COOK	6	
62	N BRADFORD	26	63	J BULLOCK	150	63	* J BULLOCK	6.300	58	E JACKSON	6	
64	G HADDON	25	64	C DAVENPORT	149	64	* B BROOKS	6.488	58	D JACKSON	6	(2)
64	A BRADFORD	25	65	K SCHOFIELD	144	65	* D PAUL	6.550	58	T JAMES	6	(2)
64	S ROYTHORNE	25	66	E HENRY	143	66	* D JACKSON	7.088	58	J HAGUES	6	(2)
67	K COOK	24	67	G HADDON	138	67	* H TAYLOR	7.513	67	L HAWLEY	5	
67	J PERRY	24	68	A CHATTLE	136	68	* S SCHULE	7.825	67	J BULLOCK	5	
67	J THOMPSON	24	69	L STOTT-ZAFIROPOULOS	135	69	* S BOWMAN	8.050	67	A HARTLEY	5	(2)
70	A CHATTLE	23	70	H TAYLOR	134	70	* E STOTT-ZAFIROPOULOS	8.063	67	B CARRINGTON	5	
70	L STOTT-ZAFIROPOULOS	23	71	K ASHWORTH	132	71	* S MAFFIN	8.275	67	K ASHWORTH	5	
70	J ELMORE	23	71	J ELMORE	132	72	* L BROOKS	8.475	67	M WARREN	5	
73	J WATSON	22	73	T JAMES	131	73	* S MARTINEZ	8.600	67	K COOK	5	
73	R MAFFIN	22	74	E STOTT-ZAFIROPOULOS	130	74	* T SHARP	8.663	67	N BRADFORD	5	
73	T GREEN	22	75	B RILEY	124	75	* L STOTT-ZAFIROPOULOS	8.900	67	I PAUL	5	(2)
73	R HUGHES	22	76	JT HUGHES-DOWD	123	76	* Ca HOLLAND	8.913	76	A REES	4	
73	E STOTT-ZAFIROPOULOS	22	77	E WOODHOUSE	122	77	* R MAFFIN	8.968	76	J WATSON	4	
78	K ASHWORTH	21	78	T GREEN	119	78	* N BRADFORD	9.550	76	T SHARP	4	
78	H TAYLOR	21	79	S MARTINEZ	117	79	* I BRADLEY	9.688	76	M WATTS	4	
78	S MARTINEZ	21	80	J WATSON	113	80	* J HAGUES	9.800	76	J LISTER	4	
81	S SLATER	20	81	J GRAHAM	112	81	* S ROYTHORNE	10.000	76	B JEFFRIES	4	
81	T SHARP	20	82	R MAFFIN	109	82	* A BRADFORD	10.775	76	E STOTT-ZAFIROPOULOS	4	
81	S MAFFIN	20	83	S SLATER	108	83	* T JAMES	10.863	76	L STOTT-ZAFIROPOULOS	4	
81	T JAMES	20	83	B CARRINGTON	108	84	* E JACKSON	12.500	76	J ELMORE	4	
85	B RILEY	19	85	T SHARP	103	85	* J PERRY	13.813	76	S ROYTHORNE	4	
85	E DOYLE	19	85	J GRATTON	103	N/A	L CAPEWELL	2.438	76	E DOYLE	4	
87	B CARRINGTON	18	87	S MAFFIN	99	N/A	S GILLARD	2.725	76	L WHITTAKER	4	
88	R LEY	17	88	M WARREN	96	N/A	M WARREN	2.817	88	A PANK	3	
88	G CONNALLY	17	89	F McCANDLESS	96	N/A	A WATHEY	3.545	88	C CLARK	3	
88	J GRATTON	17	90	R LEY	92	N/A	K JACKSON	3.563	88	R HUGHES	3	
91	A HARTLEY	15	90	J THOMPSON	92	N/A	T REES	3.667	88	J PERRY	3	
91	J MOSEDALE	15	92	G CONNALLY	91	N/A	S TAGE	3.813	88	J BLURTON	3	
91	M WARREN	15	93	A HARTLEY	83	N/A	A FEARN	3.850	93	C WOODCOCK	2	
94	L WHITTAKER (26Nov24)	14	94	A WATHEY	72	N/A	E DOYLE	3.895	93	Mat McNULTY	2	
95	C KAVANAGH	13	94	J MOSEDALE	72	N/A	N ZIMMERMANN	3.969	93	J MOSEDALE	2	
95	M WATTS	13	94	B JEFFRIES	72	N/A	R LEY	4.103	93	D SPENCER	2	
97	J DOBBINS	12	97	M WATTS	69	N/A	C CLARK	4.179	93	N ZIMMERMANN	2	
97	F McCANDLESS	12	98	I PAUL	68	N/A	D SPENCER	4.375	93	A OXSPRING	2	
99	A PANK	11	99	C KAVANAGH	65	N/A	N BLACK	4.375	93	L BLAKE	2	
99	A WATHEY	11	99	E DOYLE	65	N/A	M BUCKLEY	4.417	93	D JEFFRIES	2	(2)

# JUNIOR STATISTICS 1992-2025 - AFTER DHORC 729

Sheet 3 of 4 (Note: Highlighted Names are Current 2025 Members, CS = Best Consecutive Results)

MEETINGS ATTENDED			RACES COMPLETED			DRIVER RANKING			FINALS WON		
Pos	JUNIOR (1st Race)	No	Pos	JUNIOR	No	Pos	JUNIOR	SCORE	Pos	JUNIOR	No CS
99	N McDONALD	11	101	D JEFFRIES	62	N/A	M WESTON	4.438	93	J GRATTON	2
102	S GILLARD	10	102	A FEARN	61	N/A	T KERR	4.458	93	F McCANDLESS	2
102	A FEARN	10	102	I MATTHEWS	61	N/A	L BLAKE	4.500	93	I BRADLEY	2
102	I MATTHEWS	10	104	J DOBBINS	60	N/A	M YEOMANS	4.563	93	E PAUL	2 (2)
105	L HAWLEY	9	105	A PANK	58	N/A	I MATTHEWS	5.075	93	B RILEY	2
105	D NEALE	9	106	N McDONALD	57	N/A	J DOBBINS	5.083	93	J McDONALD	2
105	C WOODCOCK	9	107	J BLURTON	56	N/A	N McDONALD	5.114	93	T KERR	2
105	Mat McNULTY	9	108	Ca BLURTON	55	N/A	Z BRAZELL	5.125	93	E WOODHOUSE	2
105	B JEFFRIES	9	109	E PAUL	54	N/A	0	0.000	93	M BLAKE	2
105	D JEFFRIES	9	109	L WHITTAKER	54	N/A	A HARTLEY	5.212	110	S GILLARD	1
105	I PAUL	9	111	N ZIMMERMANN	51	N/A	B REES	5.350	110	C KAVANAGH	1
105	E PAUL	9	112	S GILLARD	50	N/A	J MOSEDALE	5.462	110	D NEALE	1
113	M SEO	8	112	L HAWLEY	50	N/A	L WHITTAKER	5.750	110	A MILNER	1
113	T REES	8	114	S LVESEY	49	N/A	M WILLIS	5.750	110	T REES	1
113	C BARTLETT	8	115	C BARTLETT	48	N/A	B CARRINGTON	5.847	110	R MAFFIN	1
113	Ca BLURTON	8	116	Mat McNULTY	47	N/A	M BLAKE	5.857	110	T ALLDREAD	1
113	J BLURTON	8	117	C WOODCOCK	46	N/A	J McDONALD	6.458	110	M HART	1
118	A MILNER	7	118	D NEALE	44	N/A	B JEFFRIES	6.472	110	S MAFFIN	1
118	A REES	7	119	C CLARK	41	N/A	L BELL	6.550	110	D GEBAUERS	1
118	C CLARK	7	120	T REES	40	N/A	D GEBAUERS	6.750	110	L BELL	1
118	N ZIMMERMANN	7	121	A REES	38	N/A	D NEALE	7.083	110	M SEO	1
118	M BUCKLEY	7	121	J McDONALD	38	N/A	L HAWLEY	7.083	110	A FEARN	1
118	M BLAKE (28Jan25)	7	123	A MILNER	36	N/A	D JEFFRIES	7.111	110	I MATTHEWS	1
124	M HART	6	124	B REES	35	N/A	Mat McNULTY	7.167	110	M WILLIS	1
124	S LVESEY	6	125	M BUCKLEY	33	N/A	C BARTLETT	7.344	110	B REES	1
124	SM BLURTON	6	126	M HART	31	N/A	J GRATTON	7.426	110	S TAGUE	1
124	J McDONALD	6	126	A PARKIN	31	N/A	M WATTS	7.519	110	L CAPEWELL	1
124	T KERR	6	126	SM BLURTON	31	N/A	C WOODCOCK	8.056	110	M BUCKLEY	1
129	L BELL	5	129	L PARKIN	30	N/A	R FREEMAN	8.417	110	S LVESEY	1
129	B REES	5	130	K JACKSON	29	N/A	H MOHAMMED	8.500	110	L PARKIN	1
129	L BLAKE	5	130	M WESTON	29	N/A	G CONNALLY	8.588	110	A PARKIN	1
129	A PARKIN	5	130	R FREEMAN	29	N/A	B RILEY	8.697	110	R FREEMAN	1
129	L PARKIN	5	130	M BLAKE	29	N/A	A STOTT	8.750	110	S MARTINEZ	1
129	B CRUNDEN (11Mar25)	5	134	L BELL	26	N/A	A MILNER	8.786	110	E DOYLE	1
135	D SPENCER	4	134	M YEOMANS	26	N/A	M HART	9.417	110	Z BRAZELL	1
135	M YEOMANS	4	136	S TAGUE	24	N/A	Ca BLURTON	9.594	110	B CRUNDEN	1
135	M WILLIS	4	136	T KERR	24	N/A	J BLURTON	9.781			
135	S TAGUE	4	138	D SPENCER	23	N/A	A PANK	10.114			
135	K JACKSON	4	139	B CRUNDEN	22	N/A	T ALLDREAD	10.167			
135	L CAPEWELL	4	140	Z BRAZELL	21	N/A	E GIBBS	10.417			
135	M WESTON	4	141	M WILLIS	20	N/A	F McCANDLESS	10.558			
135	Z BRAZELL (28Jan25)	4	141	L CAPEWELL	20	N/A	C KAVANAGH	10.692			
143	T REES	3	143	T REES	16	N/A	T REES	10.719			
143	D ALLDREAD	3	143	T ALLDREAD	16	N/A	D ALLDREAD	10.750			
143	T ALLDREAD	3	143	D GEBAUERS	16	N/A	A REES	10.786			
143	D GEBAUERS	3	146	D ALLDREAD	15	N/A	SM BLURTON	10.833			
143	E GIBBS	3	146	E GIBBS	15	N/A	A PARKIN	11.300			
143	R FREEMAN	3	148	H MOHAMMED	14	N/A	E PAUL	11.806			
149	N BLACK	2	149	L BLAKE	13	N/A	L PARKIN	12.900			
150	H MOHAMMED	1	150	N BLACK	10	N/A	S LVESEY	13.083			
150	A STOTT	1	151	A STOTT	5	N/A	I PAUL	13.667			

## JUNIOR STATISTICS 1992-2025, AFTER DHORC 729

Sheet 4 of 4 (Note: Highlighted Names are Current 2025 Members, CS = Best Consecutive Results)

[illegible]

**QJR Means Individual Qualifying Rounds (E, Yellow, Green, Red and Blue Lane on a Normal Club Night**

## Outright Track Record Holders After DHORC 729

### Adults

Pos	Name	Qualifying	F1 Fastest Laps	GC Fastest Laps	F1 Race Laps	GC Race Laps	Total
1	L Pateman	35	46	61	28	47	217
2	A Smith	46	11	34	13	32	136
3	S Goodlip	27	43	10	35	19	134
4	N Sismey	16	7	12	15	16	66
5	J Sismey	15	7	8	13	12	55
6	M Chadwick	12			8	9	29
7	W Lander	8	5	3	6		22
8	P Rees	4	3		11	3	21
9	A McPeake	4	3	5	7		19
10	J Tague	4	3	2	2	5	16
11	J Lymer	4	2	1	2	1	10
12	T Baldock	3	1	1	1	2	8
13	D Garbett	1	1	1	3	1	7
14	L Smith	2	1	3			6
15	A Turnbull		2		3		5
15	C Roythorne		2	2		1	5
15	C Bowles	2	1	1		1	5
18	J Neale				2	1	3
18	S Anand	1			1	1	3
18	T Chadwick		1		2		3
18	J Lamb	1		1	1		3
22	M Allsopp				2		2
22	S Lander			1	1		2
24	JJ Hughes-Dowd				1		1
24	G Peach		1				1
24	D McPeake		1				1
24	J Roythorne				1		1
24	S Smith				1		1
24	S Pank				1		1
24	D Hughes-Dowd	1					1
24	R Litherland				1		1
24	M Graham			1			1
Total		185	141	146	160	151	783

Note: Some Records Can Be Held By More Than One Member - Highlighted Names 2025 Members

# Outright Track Record Holders After DHORC 729

## Juniors

Pos	Name	Qualifying	F1 Fastest Laps	GC Fastest Laps	F1 Race Laps	GC Race Laps	Total
1	A Turnbull	31	21	16	33	17	118
2	R Litherland	24	20	26	13	28	111
3	J Sismey	15	15	12	11	17	70
4	JJ Hughes-Dowd	22	12	6	12	5	57
5	A Hall	12	8	6	13	11	50
6	T Chadwick	7	6	10	7	19	49
7	AJ McPeake	10	9	4	9	4	36
8	T Measham	6	4	1	13	3	27
8	J Henry	2	9	5	9	2	27
10	L Bowles	10	3	4	2	6	25
11	J Mellor	10	4	4	2	4	24
11	H Smith	7	5	5	3	4	24
13	M Minnis	6	2	4	2	5	19
14	Z Roythorne	2	2	6		8	18
15	J Pateman	4	4	5	1	3	17
16	B Roythorne	1	1	6		2	10
17	F Holmes	1	3	2	3		9
17	C Brentnall		2	3		4	9
19	A Hughes	2	1	5			8
19	L Smith		4		4		8
19	JT Hughes-Dowd	3		2		3	8
22	J Woodhouse	4	1	1	1		7
23	J Lawson	2		1	1	2	6
23	T Pank		1	3	2		6
23	C Bowles	2	1		1	2	6
23	E Woodhouse	2	1	2	1		6
27	P Connally		1	3			4
27	R Rees	1	1	1		1	4
27	K Ashworth	1	1	1		1	4
27	L Turnbull	1	1		2		4
31	K Levers		1		1	1	3
32	P Martin		1		1		2
32	N Gull		1		1		2
34	Ca Holland			1			1
34	E Henry		1				1
34	C Clark					1	1
34	K Ali				1		1
34	B Brooks				1		1
34	J Elmore		1				1
34	S Roythorne			1			1
34	A Hartley			1			1
Total		188	148	147	150	153	786

Note: Some Records Can Be Held By More Than One Member - Highlighted Names 2025 Members

# DHORC Statistics 2025

Poles	Adult			Junior			Poles
Records	Name	Total	2025	Name	Total	2025	Records
All Time	L Pateman	132	1	JJ Hughes-Dowd	40	9	All Time
L Pateman 132	S Goodlip	103		J Woodhouse	7		R Litherland 61
Season	N Sismey	86		JT Hughes-Dowd	7	1	Season
A Smith 18	A Smith	86	8	E Woodhouse	2		L Smith 21
	P Rees	21		T Stevenson	1		JJ Hughes-Dowd 21
	L Smith	7					
	C Bowles	3	1				
	R Litherland	2					
	D Hughes-Dowd	1					
Race Wins	Adult			Junior			Race Wins
Records	Name	Total	2025	Name	Total	2025	Records
All Time	L Pateman	124		JJ Hughes-Dowd	42	9	All Time
L Pateman 124	S Goodlip	100	1	JT Hughes-Dowd	7	1	A Hall 49
Season	N Sismey	86		J Woodhouse	6		Season
W Lander 16	A Smith	73	5	E Woodhouse	2		JJ Hughes-Dowd 23
	P Rees	34		T Stevenson	1		
	C Bowles	5	3				
	L Smith	4					
	R Litherland	3	1				
Fast Laps	Adult			Junior			Fast Laps
Records	Name	Total	2025	Name	Total	2025	Records
All Time	L Pateman	292	3	JJ Hughes-Dowd	36	8	All Time
L Pateman 292	A Smith	85	6	JT Hughes-Dowd	7	1	J Sismey 59
Season	S Goodlip	73		E Woodhouse	5		Season
L Pateman 19	N Sismey	51		J Woodhouse	4		JJ Hughes-Dowd 22
A Smith 19	P Rees	14		T Stevenson	1		
	L Smith	7		B Crunden	1	1	
	C Bowles	6	2				
	M Graham	1					
	R Litherland	1					
Race Laps	Adult			Junior			Race Laps
Records	Name	Total	2025	Name	Total	2025	Records
All Time	L Pateman	192		JJ Hughes-Dowd	38	9	All Time
L Pateman 192	N Sismey	91		JT Hughes-Dowd	8	2	R Litherland 63
Season	A Smith	90	7	J Woodhouse	6		Season
A Smith 17	S Goodlip	84	1	T Stevenson	2		A Hall 22
	P Rees	28		E Woodhouse	2		
	L Smith	10					
	C Bowles	4	2				

# Current Members Best Ever Position Records after DHORC 729

Qualifying				Final Position				Fastest Laps				Race Laps			
Pos	Adult	DHORC	Gap	Pos	Adult	DHORC	Gap	Pos	Adult	DHORC	Gap	Pos	Adult	DHORC	Gap
1	A Smith	729	0	1	A Smith	729	0	1	A Smith	729	0	1	A Smith	729	0
1	L Pateman	724	5	1	C Bowles	725	4	1	L Pateman	725	4	1	C Bowles	725	4
1	C Bowles	720	9	1	R Litherland	723	6	1	C Bowles	725	4	1	S Goodlip	720	9
1	S Goodlip	719	10	1	S Goodlip	722	7	1	S Goodlip	717	12	1	P Rees	716	13
1	L Smith	718	11	1	P Rees	716	13	1	R Litherland	709	20	1	L Pateman	703	26
1	P Rees	708	21	1	L Pateman	703	26	1	M Graham	703	26	1	JJ Hughes-Dowd	702	27
1	R Litherland	705	24	1	JJ Hughes-Dowd	702	27	1	P Rees	694	35	1	N Sismey	673	56
1	D Hughes-Dowd	703	26	1	N Sismey	673	56	1	N Sismey	672	57	1	L Smith	579	150
1	JJ Hughes-Dowd	696	33	1	L Smith	566	163	1	L Smith	591	138	2	R Litherland	624	105
1	N Sismey	672	57	3	D Latham	704	25	2	D Hughes-Dowd	702	27	3	D Latham	704	25
2	A Woodhouse	674	55	3	JT Hughes-Dowd	702	27	3	L Blacker	691	38	3	JT Hughes-Dowd	702	27
3	D Latham	704	25	3	L Blacker	673	56	4	S Gray	705	24	3	L Blacker	674	55
4	S Gray	705	24	3	A Woodhouse	672	57	4	M Dutton	702	27	3	A Woodhouse	672	57
4	A Stevenson	703	26	3	D Turnbull	527	202	4	D Latham	700	29	4	M Graham	702	27
4	JT Hughes-Dowd	702	27	4	M Graham	702	27	4	D Turnbull	564	165	4	S Gray	672	57
4	D Turnbull	658	71	4	S Gray	672	57	5	JT Hughes-Dowd	695	34	5	D Turnbull	596	133
4	L Blacker	650	79	6	S Whittaker	728	1	5	A Woodhouse	674	55	6	S Whittaker	729	0
6	S Whittaker	727	2	6	D Hughes-Dowd	709	20	6	A Stevenson	703	26	6	D Hughes-Dowd	709	20
6	M Dutton	699	30	6	M Dutton	699	30	6	JJ Hughes-Dowd	670	59	7	A Stevenson	702	27
7	M Graham	728	1	7	A Stevenson	702	27	7	S Whittaker	727	2	8	M Dutton	647	82
11	C Blake	727	2	9	J Mills	728	1	12	J Crunden	729	0	11	J Crunden	729	0
12	J Mills	728	1	9	C Blake	727	2	12	J Mills	728	1	12	C Blake	727	2
12	J Crunden	726	3	10	G Reynolds	727	2	12	C Blake	721	8	13	J Mills	728	1
12	N Jarram	723	6	11	N Jarram	729	0	13	G Reynolds	727	2	13	G Reynolds	727	2
13	G Reynolds	727	2	11	K Spink	724	5	14	N Jarram	729	0	13	K Spink	724	5
14	J Dudley	728	1	12	J Dudley	725	4	14	J Dudley	728	1	14	N Jarram	729	0
15	K Spink	725	4	13	J Wardle	729	0	15	K Spink	724	5	14	J Dudley	728	1
17	J Wardle	729	0	13	M Blake	722	7	15	J Wardle	729	0	14	M Blake	725	4
17	M Blake	724	5	19	J Crunden	729	0	16	M Blake	722	7	18	J Wardle	729	0
1	JJ Hughes-Dowd	729	0	1	JJ Hughes-Dowd	729	0	1	JJ Hughes-Dowd	729	0	1	JJ Hughes-Dowd	729	0
1	JT Hughes-Dowd	721	8	1	JT Hughes-Dowd	728	1	1	B Crunden	727	2	1	JT Hughes-Dowd	728	1
1	J Woodhouse	716	13	1	J Woodhouse	707	22	1	JT Hughes-Dowd	721	8	1	J Woodhouse	707	22
1	T Stevenson	699	30	1	E Woodhouse	705	24	1	J Woodhouse	707	22	1	E Woodhouse	705	24
1	E Woodhouse	674	55	1	T Stevenson	703	26	1	E Woodhouse	705	24	1	T Stevenson	703	26
2	J Graham	696	33	2	J Graham	697	32	1	T Stevenson	703	26	2	B Crunden	729	0
3	Z Brazell	725	4	3	Z Brazell	725	4	2	M Blake	722	7	2	M Blake	725	4
3	L Whittaker	716	13	4	B Crunden	729	0	2	J Graham	696	33	3	L Whittaker	724	5
4	B Crunden	727	2	4	M Blake	723	6	4	Z Brazell	725	4	4	J Graham	696	33
4	M Blake	724	5	4	L Whittaker	716	13	5	L Whittaker	719	10	5	Z Brazell	725	4

## Distance Covered In DHORC Club Championship 2025

Pos	Competitor	Class	Laps	Feet	Feet / Race	Miles	Races
1	R Litherland	A	988.9	97,593	2,324	18.5	42
2	A Smith	A	973.7	96,286	2,534	18.2	38
3	L Pateman	A	885.3	87,984	2,200	16.7	40
4	L Blacker	A	884.6	87,572	1,990	16.6	44
5	N Sismey	A	876.5	86,597	2,165	16.4	40
6	C Bowles	A	813.9	80,123	2,357	15.2	34
7	JJ Hughes-Dowd	J	801.8	79,419	2,090	15.0	38
8	A Woodhouse	A	716.7	70,605	1,908	13.4	37
9	D Hughes-Dowd	A	697.4	69,166	1,869	13.1	37
10	D Turnbull	A	676.2	67,033	1,972	12.7	34
11	JT Hughes-Dowd	J	645.5	63,157	1,858	12.0	34
12	L Whittaker	J	605.8	60,195	1,433	11.4	42
13	J Woodhouse	J	614.5	59,624	1,807	11.3	33
14	C Blake	A	597.7	59,170	1,517	11.2	39
15	S Whittaker	A	597.0	59,123	1,848	11.2	32
16	S Gray	A	578.0	56,584	1,715	10.7	33
17	S Goodlip	A	566.1	55,827	2,233	10.6	25
18	M Graham	A	549.0	54,348	1,874	10.3	29
19	L Smith	A	512.3	54,236	1,937	10.3	28
20	D Latham	A	533.0	52,214	1,865	9.9	28
21	J Graham	J	524.0	51,106	1,704	9.7	30
22	A Stevenson	A	522.0	50,854	1,754	9.6	29
23	G Reynold	A	440.3	42,416	1,463	8.0	29
24	M Blake	J	409.6	40,354	1,392	7.6	29
25	B Crunden	J	347.8	33,796	1,536	6.4	22
26	T Stevenson	J	329.8	32,625	1,483	6.2	22
27	N Jarram	A	334.8	32,161	1,531	6.1	21
28	J Dudley	A	323.7	31,281	1,422	5.9	22
29	Z Brazell	J	314.1	31,172	1,484	5.9	21
30	P Rees	A	288.9	28,256	2,174	5.4	13
31	M Dutson	A	269.2	28,227	1,660	5.3	17
32	J Wardle	A	280.7	26,880	1,280	5.1	21
33	J Mills	A	275.1	25,705	1,512	4.9	17
34	K Spink	A	257.0	24,277	1,428	4.6	17
35	J Crunden	A	222.1	21,212	1,632	4.0	13
36	E Woodhouse	J	201.3	20,063	1,338	3.8	15
37	M Blake	A	77.4	7,910	1,318	1.5	6
38	JJ Hughes-Dowd	A	22.7	2,179	2,179	0.4	1
39	JT Hughes-Dowd	A	19.4	1,862	1,862	0.4	1
Pos	Competitor	Class	19,573.8	1,929,193.0	1,785.8	365.4	1,053

# Next Circuit



Dijon-Prenois



**Where Do We Race Next?**

**What Are The Records?**



**Who Has Been On The Podium?**

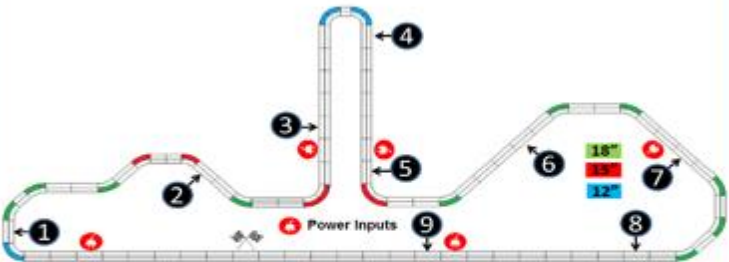
# Circuit History

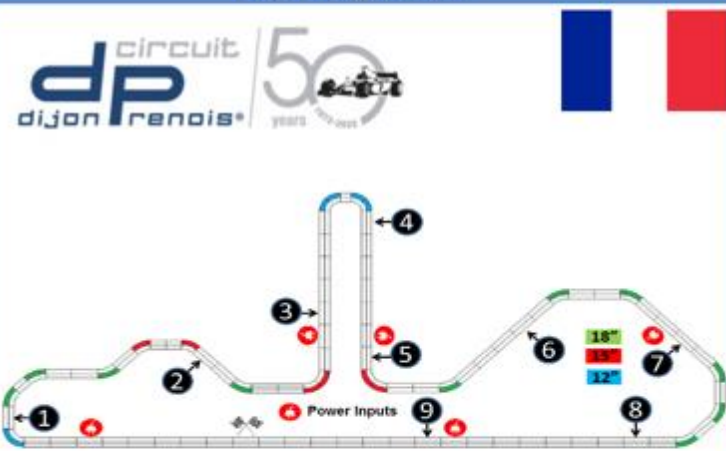
Dijon-Prenois is a 3.801 km (2.362 mi) motor racing circuit located in Prenois, near Dijon, France. The undulating track is noted for its fast, sweeping bends.

Opened in 1972, Dijon-Prenois hosted the Formula One French Grand Prix five times, and the Swiss Grand Prix in 1982. The non-championship 1975 Swiss Grand Prix was also held at Dijon. The circuit currently hosts the Grand Prix de l'Age d'Or, and last hosted the FFSA GT Championship in 2018.

Round 11				Dijon-Prenois (France)			Round 12		
Previous Results									
Adults				1st	2nd	3rd			
DHRC 619 F1	17-Aug	2021	98'6"	A Smith	D Garbett	P Rees			
DHRC 620 GC	17-Aug	2021	98'6"	A Smith	L Pateman	R Litherland			
DHRC 627 F1	09-Nov	2021	98'6"	A Smith	N Sismey	A Turnbull			
DHRC 628 GC	09-Nov	2021	98'6"	A Smith	R Litherland	G Peach/A Turnbull			
DHRC 640 F1	26-Apr	2022	98'6"	S Goodlip	P Rees	A Smith			
DHRC 641 GC	26-Apr	2022	98'6"	L Pateman	A Smith	R Litherland			
DHRC 653 F1	08-Nov	2022	98'6"	A Smith	C Bowles	S Goodlip			
DHRC 654 GC	08-Nov	2022	98'6"	L Pateman	A Smith	S Goodlip			
DHRC 730 F1	03-Jun	2025	98'6"						
DHRC 731 GC	03-Jun	2025	98'6"						
Juniors				1st	2nd	3rd			
DHRC 619 F1	17-Aug	2021	98'6"	N/A	N/A	N/A			
DHRC 620 GC	17-Aug	2021	98'6"	N/A	N/A	N/A			
DHRC 627 F1	09-Nov	2021	98'6"	H Smith	J Lawson				
DHRC 628 GC	09-Nov	2021	98'6"	H Smith	J Lawson				
DHRC 640 F1	26-Apr	2022	98'6"	J Thompson	H Smith	T Kerr			
DHRC 641 GC	26-Apr	2022	98'6"	H Smith	L Bowles	J Thompson			
DHRC 653 F1	08-Nov	2022	98'6"	L Bowles	T Stevenson	J Thompson			
DHRC 654 GC	08-Nov	2022	98'6"	L Bowles	JJ Hughes-Dowd	J Lawson			
DHRC 730 F1	03-Jun	2025	98'6"						
DHRC 731 GC	03-Jun	2025	98'6"						
Circuit Records				Lap Length 98'6"					
Qualifying									
F1	A Smith		09Nov21						
	54.4 Laps								
GC	A Smith		08Nov22						
	72.7 Laps								
Fastest Laps									
F1	A Smith		09Nov21						
	5.71 secs								
GC	L Pateman		17Aug21						
	4.25 secs								
Race Laps									
F1	A Smith		09Nov21						
	28.6 Laps								
GC	L Pateman		17Aug21						
	38.1 Laps								
Final Points									
6.5 Points	D Turnbull		08Nov22						
DHRC 730 & 731									







# Dijon Best Off Chart 1

Qualifying Combined					Final Points			
Pos	Adult	Laps	MPH	Date	Pos	Adult	Pts	Date
1	A Smith (M)	N/A	N/A	N/A	1	D Turnbull	6.5	08-Nov-22
1	A Thompson	N/A	N/A	N/A	2	J Lamb	5.5	09-Nov-21
1	A Turnbull	N/A	N/A	N/A	3	L Smith	5.0	17-Aug-21
1	C Bowles	N/A	N/A	N/A	4	C Bowles	4.5	26-Apr-22
1	C Cooper	N/A	N/A	N/A	5	A Turnbull	3.5	26-Apr-22
1	D Edwards	N/A	N/A	N/A	5	D Edwards	3.5	26-Apr-22
1	D Garbett (M)	N/A	N/A	N/A	5	L Blacker	3.5	26-Apr-22
1	D Turnbull	N/A	N/A	N/A	5	S Smith	3.5	26-Apr-22
1	G Peach (M)	N/A	N/A	N/A	5	H Smith	3.5	08-Nov-22
1	J Lamb	N/A	N/A	N/A	5	JJ Hughes-Dowd	3.5	08-Nov-22
1	L Blacker	N/A	N/A	N/A	11	N Sismey (M)	3.0	17-Aug-21
1	L Edwards	N/A	N/A	N/A	11	G Peach (M)	3.0	09-Nov-21
1	L Pateman	N/A	N/A	N/A	11	R Lawson	3.0	09-Nov-21
1	L Smith	N/A	N/A	N/A	11	A Smith (M)	3.0	26-Apr-22
1	M Dutson	N/A	N/A	N/A	11	R Litherland	3.0	26-Apr-22
1	N Sismey (M)	N/A	N/A	N/A	11	D Garbett (M)	3.0	08-Nov-22
1	P Rees (M)	N/A	N/A	N/A	11	S Goodlip	3.0	08-Nov-22
1	R Lawson	N/A	N/A	N/A	18	C Cooper	2.5	09-Nov-21
1	R Litherland	N/A	N/A	N/A	18	S Gray (M)	2.5	08-Nov-22
1	S Goodlip	N/A	N/A	N/A	20	L Pateman	2.0	26-Apr-22
1	S Gray (M)	N/A	N/A	N/A	21	P Rees (M)	1.5	17-Aug-21
1	S Kerr	N/A	N/A	N/A	21	M Dutson	1.5	26-Apr-22
1	S Smith	N/A	N/A	N/A	23	L Edwards	1.0	17-Aug-21
1	A Stevenson	N/A	N/A	N/A	23	D Hughes-Dowd	1.0	08-Nov-22
1	JJ Hughes-Dowd	N/A	N/A	N/A	25	J Lawson	0.5	08-Nov-22
1	J Lawson	N/A	N/A	N/A	26	A Thompson	0.0	26-Apr-22
1	H Smith	N/A	N/A	N/A	26	S Kerr	0.0	26-Apr-22
1	D Hughes-Dowd	N/A	N/A	N/A	26	A Stevenson	0.0	08-Nov-22
Pos	Junior	Laps	MPH	Date	Pos	Junior	Pts	Date
1	E Doyle	N/A	N/A	N/A	1	T Stevenson	3.5	08-Nov-22
1	H Smith	N/A	N/A	N/A	1	JJ Hughes-Dowd	3.5	08-Nov-22
1	J Lawson	N/A	N/A	N/A	3	T Kerr	3.0	26-Apr-22
1	J Thompson	N/A	N/A	N/A	4	E Doyle	2.5	26-Apr-22
1	L Bowles	N/A	N/A	N/A	5	H Smith	2.0	09-Nov-21
1	T Kerr	N/A	N/A	N/A	5	J Thompson	2.0	26-Apr-22
1	JJ Hughes-Dowd	N/A	N/A	N/A	5	L Bowles	2.0	08-Nov-22
1	T Stevenson	N/A	N/A	N/A	8	J Lawson	1.5	08-Nov-22

## Dijon Best Off Chart 2 - F1

Qualifying					Fastest Laps					Race Laps				
Pos	Adult	Laps	MPH	Date	Pos	Adult	Time	MPH	Date	Pos	Adult	Laps	MPH	Date
1	A Smith (M)	54.4	10.148	09-Nov-21	1	A Smith (M)	5.71	11.762	09-Nov-21	1	A Smith (M)	28.6	10.671	09-Nov-21
2	P Rees (M)	51.5	9.607	26-Apr-22	2	D Garbett (M)	5.86	11.461	17-Aug-21	2	D Garbett (M)	26.8	9.999	17-Aug-21
3	S Goodlip	51.1	9.533	08-Nov-22	3	S Goodlip	5.94	11.306	08-Nov-22	2	C Bowles	26.8	9.999	08-Nov-22
4	D Garbett (M)	50.6	9.440	17-Aug-21	4	C Bowles	5.99	11.212	08-Nov-22	4	P Rees (M)	26.7	9.962	09-Nov-21
5	C Bowles	49.7	9.272	26-Apr-22	5	L Pateman	6.09	11.028	08-Nov-22	5	S Goodlip	26.5	9.887	26-Apr-22
6	N Sismey (M)	49.1	9.160	17-Aug-21	6	P Rees (M)	6.11	10.992	09-Nov-21	6	N Sismey (M)	25.3	9.440	17-Aug-21
7	L Pateman	48.8	9.104	17-Aug-21	7	A Turnbull	6.27	10.711	08-Nov-22	7	L Pateman	25.2	9.402	17-Aug-21
8	G Peach (M)	48.6	9.066	17-Aug-21	8	G Peach (M)	6.30	10.660	17-Aug-21	7	G Peach (M)	25.2	9.402	17-Aug-21
9	A Turnbull	46.1	8.600	09-Nov-21	9	N Sismey (M)	6.39	10.510	09-Nov-21	7	A Turnbull	25.2	9.402	09-Nov-21
10	S Gray (M)	45.4	8.470	09-Nov-21	10	D Edwards	6.41	10.477	26-Apr-22	10	D Edwards	24.4	9.104	26-Apr-22
11	D Edwards	41.5	7.742	26-Apr-22	11	L Blacker	6.50	10.332	08-Nov-22	11	R Litherland	24.0	8.955	26-Apr-22
12	D Turnbull	41.4	7.723	09-Nov-21	12	L Smith	6.72	9.994	17-Aug-21	12	C Cooper	23.6	8.805	09-Nov-21
13	R Litherland	40.9	7.630	09-Nov-21	13	S Gray (M)	6.90	9.733	09-Nov-21	12	L Blacker	23.6	8.805	08-Nov-22
14	L Blacker	40.2	7.499	08-Nov-22	14	J Lamb	6.92	9.705	17-Aug-21	14	S Gray (M)	23.4	8.731	09-Nov-21
15	L Edwards	39.6	7.388	26-Apr-22	15	D Turnbull	6.99	9.608	08-Nov-22	15	D Turnbull	23.0	8.581	08-Nov-22
16	R Lawson	38.8	7.238	09-Nov-21	16	H Smith	7.10	9.459	08-Nov-22	16	L Smith	22.4	8.358	08-Nov-22
17	L Smith	38.7	7.220	08-Nov-22	17	R Lawson	7.12	9.432	09-Nov-21	17	R Lawson	22.3	8.320	09-Nov-21
18	J Lamb	38.6	7.201	09-Nov-21	17	C Cooper	7.12	9.432	09-Nov-21	18	L Edwards	21.6	8.059	26-Apr-22
19	S Smith	36.4	6.791	09-Nov-21	19	JJ Hughes-Dowd	7.22	9.302	08-Nov-22	19	S Smith	21.1	7.873	09-Nov-21
20	A Stevenson	35.9	3.349	08-Nov-22	20	J Lawson	7.23	9.289	08-Nov-22	20	J Lamb	21.0	7.835	09-Nov-21
21	A Thompson	35.8	6.679	08-Nov-22	21	L Edwards	7.30	9.200	17-Aug-21	21	J Lawson	20.1	7.499	08-Nov-22
22	JJ Hughes-Dowd	35.5	3.311	08-Nov-22	22	R Litherland	7.31	9.187	17-Aug-21	22	A Thompson	19.8	7.388	08-Nov-22
23	J Lawson	35.3	3.293	08-Nov-22	23	S Smith	7.37	9.112	26-Apr-22	23	A Stevenson	19.3	7.201	08-Nov-22
24	C Cooper	32.9	6.138	09-Nov-21	24	D Hughes-Dowd	7.38	9.100	08-Nov-22	24	H Smith	19.1	7.126	08-Nov-22
25	H Smith	31.8	2.966	08-Nov-22	25	A Stevenson	7.92	8.480	08-Nov-22	25	JJ Hughes-Dowd	18.2	6.791	08-Nov-22
26	S Kerr	31.0	5.783	26-Apr-22	26	S Kerr	8.20	8.190	26-Apr-22	26	S Kerr	16.1	6.007	26-Apr-22
27	D Hughes-Dowd	29.1	2.714	08-Nov-22	27	A Thompson	8.40	7.995	26-Apr-22	27	D Hughes-Dowd	14.7	5.485	08-Nov-22
28	M Dutson	26.2	4.888	26-Apr-22	28	M Dutson	8.89	7.554	26-Apr-22	28	M Dutson	14.1	5.261	26-Apr-22
Pos	Junior	Laps	MPH	Date	Pos	Junior	Time	MPH	Date	Pos	Junior	Laps	MPH	Date
1	H Smith	40.7	7.593	09-Nov-21	1	H Smith	6.52	10.300	09-Nov-21	1	L Bowles	21.3	7.947	08-Nov-22
2	L Bowles	38.7	7.220	08-Nov-22	2	L Bowles	7.07	9.499	08-Nov-22	2	H Smith	20.5	7.649	09-Nov-21
3	JJ Hughes-Dowd	35.5	3.311	08-Nov-22	3	JJ Hughes-Dowd	7.22	9.302	08-Nov-22	3	J Thompson	20.4	7.611	08-Nov-22
4	J Thompson	35.4	6.604	08-Nov-22	4	J Lawson	7.23	9.289	08-Nov-22	4	J Lawson	20.1	7.499	08-Nov-22
5	J Lawson	35.3	6.585	08-Nov-22	5	J Thompson	7.35	9.137	08-Nov-22	5	JJ Hughes-Dowd	18.2	6.791	08-Nov-22
6	T Kerr	26.7	4.981	26-Apr-22	6	T Stevenson	8.52	7.883	08-Nov-22	5	T Stevenson	18.2	6.791	08-Nov-22
7	E Doyle	25.6	4.776	26-Apr-22	7	T Kerr	8.77	7.658	26-Apr-22	7	T Kerr	15.8	5.895	26-Apr-22
8	T Stevenson	25.5	2.379	08-Nov-22	8	E Doyle	9.91	6.777	26-Apr-22	8	E Doyle	13.1	4.888	26-Apr-22



### Dijon Best Off Chart 3 - GC

Qualifying					Fastest Laps					Race Laps				
Pos	Adult	Laps	MPH	Date	Pos	Adult	Time	MPH	Date	Pos	Adult	Laps	MPH	Date
1	A Smith (M)	72.7	13.562	08-Nov-22	1	L Pateman	4.25	15.802	17-Aug-21	1	L Pateman	38.1	14.215	17-Aug-21
2	L Pateman	70.6	13.171	17-Aug-21	2	A Smith (M)	4.27	15.728	17-Aug-21	2	A Smith (M)	37.7	14.066	09-Nov-21
3	A Turnbull	63.4	11.827	09-Nov-21	3	R Litherland	4.70	14.289	09-Nov-21	3	S Goodlip	33.2	12.387	26-Apr-22
4	S Goodlip	61.8	11.529	26-Apr-22	4	J Lamb	4.81	13.962	17-Aug-21	4	G Peach (M)	32.8	12.238	09-Nov-21
5	R Litherland	61.6	11.492	26-Apr-22	5	G Peach (M)	4.87	13.790	09-Nov-21	5	C Bowles	32.5	12.126	08-Nov-22
5	N Sismey (M)	61.6	11.492	26-Apr-22	6	S Goodlip	4.94	13.595	08-Nov-22	6	A Turnbull	32.2	12.014	09-Nov-21
7	G Peach (M)	61.4	11.454	08-Nov-22	7	C Bowles	4.95	13.567	08-Nov-22	7	R Litherland	32.1	11.977	26-Apr-22
8	C Bowles	58.3	10.876	08-Nov-22	8	D Garbett (M)	4.97	13.513	09-Nov-21	8	L Smith	31.9	11.902	17-Aug-21
9	L Smith	58.1	10.839	17-Aug-21	9	A Turnbull	5.07	13.246	08-Nov-22	9	J Lamb	31.2	11.641	09-Nov-21
10	D Garbett (M)	58.0	10.820	17-Aug-21	10	L Smith	5.09	13.194	17-Aug-21	10	D Garbett (M)	31.1	11.604	09-Nov-21
10	P Rees (M)	58.0	10.820	26-Apr-22	11	C Cooper	5.28	12.720	09-Nov-21	10	N Sismey (M)	31.1	11.604	26-Apr-22
12	L Blacker	56.8	10.596	08-Nov-22	11	N Sismey (M)	5.28	12.720	26-Apr-22	12	P Rees (M)	31.0	11.566	26-Apr-22
13	J Lamb	55.2	10.298	17-Aug-21	13	L Blacker	5.31	12.648	08-Nov-22	13	D Turnbull	30.8	11.492	08-Nov-22
14	D Edwards	55.1	10.279	17-Aug-21	14	P Rees (M)	5.36	12.530	26-Apr-22	14	C Cooper	29.9	11.156	09-Nov-21
15	C Cooper	54.3	10.130	09-Nov-21	15	D Turnbull	5.40	12.437	08-Nov-22	15	L Blacker	29.2	10.895	26-Apr-22
16	R Lawson	52.8	9.850	08-Nov-22	16	D Edwards	5.50	12.211	17-Aug-21	16	R Lawson	28.9	10.783	08-Nov-22
17	J Lawson	52.1	4.860	08-Nov-22	17	JJ Hughes-Dowd	5.67	11.845	08-Nov-22	17	D Edwards	28.0	10.447	17-Aug-21
18	D Turnbull	50.5	9.421	08-Nov-22	18	R Lawson	5.83	11.520	08-Nov-22	18	J Lawson	26.7	9.962	08-Nov-22
18	H Smith	50.5	4.710	08-Nov-22	19	H Smith	5.84	11.500	08-Nov-22	19	JJ Hughes-Dowd	26.1	9.738	08-Nov-22
20	S Smith	49.5	9.234	09-Nov-21	20	J Lawson	5.88	11.422	08-Nov-22	20	S Gray (M)	26.0	9.701	09-Nov-21
21	JJ Hughes-Dowd	48.1	4.487	08-Nov-22	21	S Gray (M)	5.93	11.325	08-Nov-22	21	S Smith	25.6	9.552	08-Nov-22
22	S Gray (M)	47.2	8.805	09-Nov-21	22	A Thompson	6.00	11.193	08-Nov-22	21	H Smith	25.6	9.552	08-Nov-22
23	L Edwards	45.2	8.432	17-Aug-21	23	S Smith	6.10	11.010	08-Nov-22	23	A Thompson	24.7	9.216	08-Nov-22
24	D Hughes-Dowd	44.8	4.179	08-Nov-22	24	L Edwards	6.15	10.920	17-Aug-21	24	L Edwards	24.3	9.066	17-Aug-21
25	A Thompson	42.4	7.910	26-Apr-22	25	D Hughes-Dowd	6.23	10.780	08-Nov-22	25	D Hughes-Dowd	22.8	8.507	08-Nov-22
26	A Stevenson	40.6	3.787	08-Nov-22	26	M Dutson	6.26	10.728	26-Apr-22	26	S Kerr	21.1	7.873	26-Apr-22
27	S Kerr	39.6	7.388	26-Apr-22	27	A Stevenson	6.36	10.560	08-Nov-22	26	A Stevenson	21.1	7.873	08-Nov-22
28	M Dutson	35.9	6.697	26-Apr-22	28	S Kerr	6.79	9.891	26-Apr-22	28	M Dutson	21.0	7.835	26-Apr-22
Pos	Junior	Laps	MPH	Date	Pos	Junior	Time	MPH	Date	Pos	Junior	Laps	MPH	Date
1	L Bowles	53.0	9.887	08-Nov-22	1	H Smith	5.51	12.189	09-Nov-21	1	L Bowles	27.7	10.335	08-Nov-22
2	J Lawson	52.1	9.719	08-Nov-22	2	L Bowles	5.75	11.680	08-Nov-22	2	JJ Hughes-Dowd	26.5	9.887	08-Nov-22
3	H Smith	50.5	9.421	08-Nov-22	3	J Thompson	5.87	11.441	08-Nov-22	3	J Lawson	26.4	9.850	08-Nov-22
4	JJ Hughes-Dowd	48.1	4.487	08-Nov-22	4	JJ Hughes-Dowd	5.90	11.383	08-Nov-22	4	H Smith	25.6	9.552	08-Nov-22
5	J Thompson	40.6	7.574	08-Nov-22	5	J Lawson	6.19	10.850	08-Nov-22	5	J Thompson	24.2	9.029	08-Nov-22
6	T Stevenson	36.8	3.433	08-Nov-22	6	E Doyle	6.65	10.099	26-Apr-22	6	E Doyle	20.1	7.499	26-Apr-22
7	E Doyle	35.1	6.548	26-Apr-22	7	T Stevenson	7.40	9.076	08-Nov-22	7	T Stevenson	18.7	6.977	08-Nov-22
8	T Kerr	27.3	5.093	26-Apr-22	8	T Kerr	7.75	8.666	26-Apr-22	8	T Kerr	17.1	6.380	26-Apr-22





Visit [dhorc.co.uk](http://dhorc.co.uk) or Find us on **facebook**

Derby HO Racing Club

**dhorc**

TOMY AFX TYCO Carrera DIGITAL

Club Night

**R&R**

# Rules & Regulations 2025



Derby HO Racing Club 

[www.dhorc.co.uk](http://www.dhorc.co.uk)

**dhorc**

Home of HO Le Mans

TOMY AFX TYCO

Derby HO Racing Club 

[www.dhorc.co.uk](http://www.dhorc.co.uk)

**dhorc**

Home of HO Le Mans

Carrera DIGITAL

<https://dhorc.co.uk/wp-content/uploads/2025/01/DHORC-Rules-Regs-2025.pdf>



## LEXAN BODY CATALOGUE

### Legends

SWB = 38mm (1.5")  
between axle centres

LWB = 41mm (1.6")  
between axle centres



AC Cobra  
Convertible  
LWB



Acura NSX  
GT3 2017  
LWB  
30mm Clip



Alfa Romeo 155  
Touring Car  
LWB  
29mm Clip



Alfa Romeo  
BTCC  
LWB  
30mm Clip



Alfa Romeo  
TZ3 Corsa  
SWB  
29mm Clip



Aston Martin  
Vantage GT3  
LWB



Audi  
R8LMS GT3  
LWB



Audi S3  
BTCC  
LWB  
27mm Clip



Austin  
Mini Cooper  
SWB  
28mm Clip



Bentley  
Continental GT3  
LWB  
30mm Clip



BMW  
320i Turbo Grp5  
SWB  
27mm Clip



BMW 1 Series  
BTCC  
LWB  
29mm Clip








































BMW  
M1  
SWB  
30mm Clip

			
BMW M3 GT2 LWB 27mm Clip	BMW Z4 GT3 LWB	BMW Z8 Convertible LWB 30mm Clip	Bugatti EB110 SWB 32mm Clip
			
Bugatti Veyron LWB 31mm Clip			
			
Chevrolet Nastruck LWB 30mm Clip	Chevron B19 SWB or LWB 29mm Clip	Corvette C5r GT SWB 30mm Clip	Corvette C7r GT 2017 LWB 31mm Clip
			
Corvette C8r GT3 LWB	Corvette Daytona Prototype SWB 30mm Clip	Corvette 1969 Stingray SWB 30mm Clip	
			
Datsun 240Z SWB 27mm Clip	Datsun Fairlady 2000 LWB 26mm Clip	Dodge Challenger LWB 31mm Clip	

			
Ferrari 250 gt Berlinetta Lusso SWB 30mm Clip	Ferrari 250 GTO LWB 29mm Clip	Ferrari 308 GTb LWB 28mm Clip	Ferrari 365 GTb Daytona SWB 28mm Clip
			
Ferrari 488 Gte LWB 29mm Clip	Ferrari 512 LM SWB or LWB 29mm Clip	Ferrari 575 GTc LWB 30mm Clip	Ferrari 612 Can-Am SWB 32mm Clip
			
Ferrari F40 SWB 32mm Clip	Ferrari Testarossa SWB 32mm Clip	Ford Capri SWB 30mm Clip	Ford Escort SWB 29mm Clip
			
Ford Custom Van LWB 30mm Clip	Ford Focus RS BTCC LWB 29mm Clip	Ford 2006 GT LWB 29mm Clip	Ford 2016 GT LWB Body Pins Only
			
Ford GT40 SWB 29mm Clip	Ford 2005 Mustang LWB 27mm Clip		

			
Honda Civic BTCC LWB 28mm Clip	Honda Integra LWB 28mm Clip	Honda S2000 SWB 26mm Clip	
			
Jaguar D Type LWB 30mm Clip	Jaguar XJ 220 LWB 32mm Clip	Jaguar XJR 5 (Grp 44) SWB 32mm Clip	Jaguar XJR 9 (Grp C) SWB or LWB 33mm Clip
			
Jaguar XKR GT3 LWB 30mm Clip			Koenigsegg CCX LWB 30mm Clip
			
Lamborghini Contach SWB 29mm Clip	Lamborghini Huracan GT3 LWB 32mm Clip	Lamborghini Miura Concept LWB 30mm Clip	Lamborghini Miura Jota SWB 28mm Clip
			
Lancia LC2 SWB 31mm Clip	Lotus Elise LWB 27mm Clip	Lotus Espirit LWB	Lotus Europa LWB 31mm Clip

			
Matchbox Hi-Tailer LWB 33mm Clip	Mazda 787b (Grp C) LWB 30mm Clip	Mazda RX7 SWB 27mm Clip	McLaren F1 GTr LWB
			
McLaren MP4 12C GT3 LWB 28mm Clip	Mercedes Gullwing 300SL SWB	Mercedes 300SLR LWB	Mercedes CLK GTB LWB 30mm Clip
			
Mercedes DTM Car LWB 30mm Clip	MG 6GT BTCC LWB 28mm Clip	Mini Mini Cooper LWB 27mm Clip	Morris Minor LWB 27mm Clip
			
Mustang 1967 GT 500 SWB 30mm Clip	Mustang Mach 1 SWB 30mm Clip		
			
Nascar  SWB 32mm Clip	Nissan 300ZX SWB 31mm Clip	Nissan March 86G Gtp SWB or LWB 30mm Clip	Nissan R390 GT LWB 32mm Clip

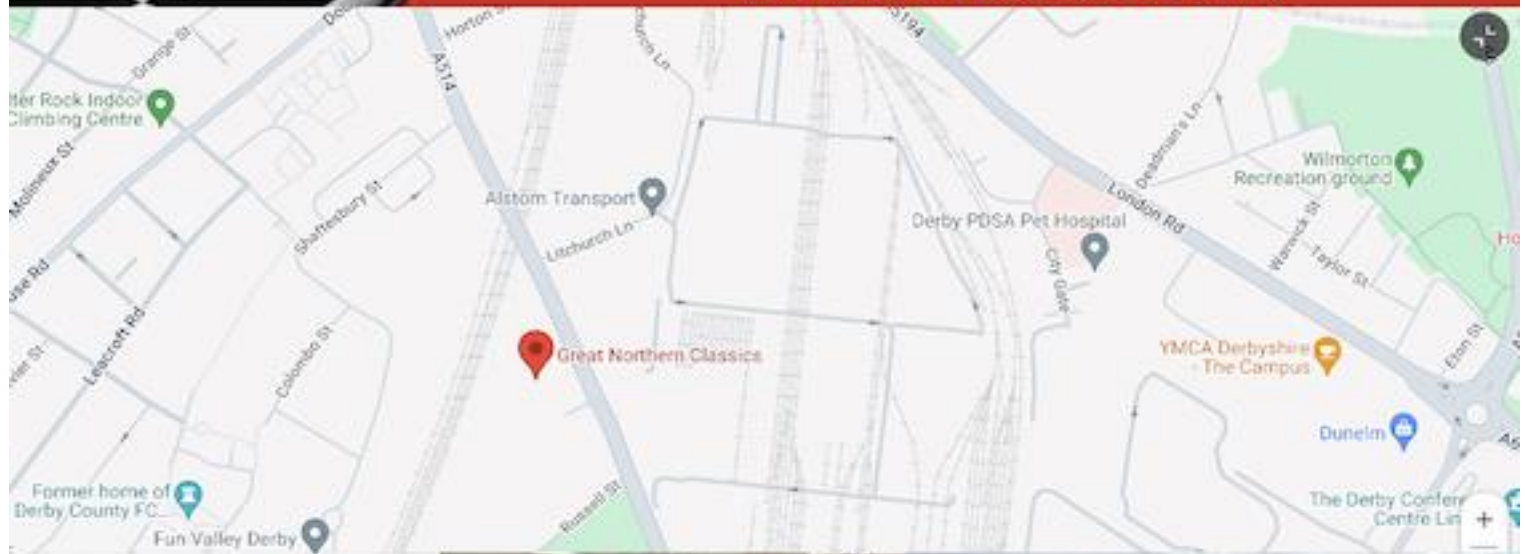
			
Nissan 1989 R89C LWB 32mm Clip	Nissan 1977 Skyline GT-R LWB 27mm Clip	Nissan R32 Skyline SWB 30mm Clip	Nissan Grp C SWB 32mm Clip
			
Pagini Huayra LWB 29mm Clip	Pagini Zonda C12 LWB 30mm Clip	Panoz 1999 LMP-1 LWB 32mm Clip	Peugeot 905 Grp C SWB or LWB 31mm Clip
			
Pontiac 1977 Firebird LWB 30mm Clip	Porsche 908 SWB 29mm Clip	Porsche 910 LWB 32mm Clip	Porsche 911 GT3 SWB 27mm Clip
			
Porsche 911 Turbo RSR GT3 LWB 28mm Clip	Porsche 917 SWB or LWB 31mm Clip	Porsche 934 Turbo RSR SWB 26mm Clip	Porsche 935 Turbo SWB 28mm Clip
			
Porsche 956 Grp C SWB 31mm Clip	Porsche 959 SWB 29mm Clip	Porsche 962 Grp C LWB 32mm Clip	

			
Renault Clio Cup Car LWB 30mm Clip	Renault Clio V6 LWB 29mm Clip	Renault Megane Trophy LWB 30mm Clip	Renault RS01 GT LWB 28mm Clip
			
Saleen S7 LWB	Sauber Mercedes C11 Grp C SWB or LWB 32mm Clip	Shadow MK 11a LWB 31mm Clip	Shelby Cobra Daytona Coupe SWB 31mm Clip
			
Subaru Levorg BTCC LWB 28mm Clip			
			
Toyota 88C-V Grp C SWB or LWB 32mm Clip	Toyota GT-One LWB	Triumph TR7 LWB 28mm Clip	TVR Sagaris LWB
			
Wiesmann GT MF5 SWB or LWB			Zakspeed Grp 5 Capri SWB or LWB 30mm Clip

# Where is DHORC?



[www.dhorc.co.uk](http://www.dhorc.co.uk)



**GREAT  
NORTHERN  
CLASSICS**



Great Northern Classics  
274 – 278 Osmaston Road  
Derby DE24 8AE

Nick Sismey  
[sismey@hotmail.co.uk](mailto:sismey@hotmail.co.uk)  
07984339192