

Visit [dhorc.co.uk](http://dhorc.co.uk) or Find us on **facebook**

Derby HO Racing Club   
[www.dhorc.co.uk](http://www.dhorc.co.uk)

**dhorc**

Home of HO Le Mans

TOMY AFX  
TYCO

Club Night

7 4 8

Round 29

Trois-Rivières GC

11 Nov 25



Reuben  
does the  
double!

Please send in your  
ideas for the AGM!

**WORKSHOP  
TOOLS**

**UK CAR  
EVENTS**

**CSL**  
cslautomation.co.uk

**woodland  
auto centre**

**ADULTS**

- 01 R LITHERLAND**
- 02 N SISMEY**
- 03 S GOODLIP**

**JUNIORS**

- 01 JJ HUGHES-DOWD**
- 02 J WOODHOUSE**
- 03 L WHITTAKER**

**This Week:** More Corporate Events – Annual General Meeting 18 Nov 25



# About:



## History and Key Facts

### HO Club founded on 7 July 1992

- DHORC: Derby HO Racing Club ("HO" Is The Scale = 1/64th)
- Tenant at Great Northern Classics, open to all!
- Home of world famous international Le Mans 24 Hour race.
- Smaller scale version of Scalextric, once set up works all night!
- Four and Eight lane circuits
- Computerised timing
- Statistics for every meeting and every member since July 1992
- Over 20 race meetings each year
- 50+ circuit designs, up to 567 feet in length
- Eight-lane routed DHORCingham oval
- Two car categories – Tyco open wheel (F1)  
– Tomy SGP, BSRT, VSR enclosed wheel (GC)



### Carrera Digital Club 1<sup>st</sup> race 18 January 2022

- 1/32<sup>nd</sup> Carrera Digital GT Cars
- 16 Evenings a year, minimum 3x15-minute races per driver per evening.
- 12 circuits
- Full computerised timing and stats through SmartRace App



## The Club Nights and Magazine Coverage

### HO

- Racing starts between 18:45 and 19:00 hours – Finished by 21:30 hours
- Minimum of four 3-minute qualifying races & up to two Finals (F1 & GC) for each member
- Championship points for all members
- Magazine produced for every meeting covering every member & track statistic

### Carrera Digital

- Racing starts at 18:00 – Finished by 22:00 hours
- Magazine produced after each evening
- Championship points for all members
- Rules & regulations booklet covering all the DHORC rules produced each year
- Great family atmosphere, a help-all culture

### Membership Fees, Car Costs and Prizes

- Adult £40 and junior (under 16) £20 for HO & Carrera, £50/£25 combined
- Only £50 Total expenditure for two cars HO Cars, £65 one Carrera
- All cars and spares can be bought at club
- Adult, Masters (over 56), Junior (16 & under) HO Championships
- Adult & 70+ Carrera Championships





# Editorial 748



**Reuben does the double!** Congratulations to **Reuben Litherland** for becoming the latest Adult to win both the F1 and GC Club Nights at a single track on Tuesday. Having won his first Carrera Digital race a week earlier it has been a great seven days for him!

Congratulations also to **Stuart Gray** for taking his first Masters win of the year, which I shared with him. Congrats also **Jim Crunden** for taking his seventh Early Parents' points win in his 20<sup>th</sup> Club Night. He is our 100<sup>th</sup> Adult to run in a minimum of 20 Club Nights since we formed DHORC on 07Jul92. Finally we must also congratulate **JJ Hughes-Dowd** for his 18th Junior win of 2025.

We have one if not two Corporate events to finish off the year, the Rolls-Royce employees Motor Club on 04Dec25 which **Phil Rees** will be running followed by Great Northern Classics' Christmas Party the next evening, 05Dec25, if that goes ahead, which I will be running. Naturally we would appreciate any help if you are available please.

Probably the most important date on the DHORC Calendar this year is 18Nov25 when we have our Annual General Meeting. All of us have the chance to suggest ways in which we can improve DHORC and the way it is run. Please send in your suggestions. Look forward to seeing you all on Tuesday from 7pm.

Nick Sismey



## Front Cover: A very happy Reuben Litherland

DHORC		Committee...2025		DHORC	
Chairman / Treasurer	Nick Sismey	M 07984 339 192	sismey80@hotmail.co.uk		
Vice Chairman	Phil Rees	M 07912 378 652	dhorcman.p.r@ntlworld.com		
Secretary	Laura Edwards	M 07501 217 254	laurabubbles07@hotmail.co.uk		
CD Spares	Stuart Gray	M 07874 253 955	stuartcgray7@btinternet.com		
HO Spares + HO & CD Race Control	Lewis Blacker	M 07713 059 906	lewisjayblacker@outlook.com		
HO Race Control	Dan Turnbull	M 07751 302 255	danielturnbull@btinternet.com		
HO Race Control & YouTube	Dan Hughes-Dowd	M 07568 480 438	dthd1984@gmail.com		
HO & CD Race Control	Liam Smith	M 07477 698 158	liam-smith-93@hotmail.co.uk		
Carrera Digital Race Control	Dean Garbett	M 07964 854 084	garbettd@sky.com		
HO Carrera Digital Scrutineer	Angus Smith	M 07591 813 431	angus@angussmith500.plus.com		
HO Carrera Digital Scrutineer	Simon Goodlip	M 07803 551708	simon.goodlip@sky.com		
Carrera Digital	Steve White	M 07859 999 480	wslotcarsteve@gmail.com		

THIS SLOT CAR MAGAZINE IS PUBLISHED AND COPYRIGHT 2025 BY DHORC, AND NO PORTION MAY BE REPRODUCED OR TRANSMITTED WITHOUT WRITTEN PERMISSION, AND MAY CONTAIN ARTICLES AND GRAPHICS REPRINTED WITH THE PERMISSION OF THE ORIGINAL COPYRIGHT HOLDER, WHO RETAINS ALL RIGHTS.

# Contents .....748

Page	Details
003	Editorial
004	Contents
005	News & Views Including..... 1. Acknowledgements 2. RR employees MC Corporate event - 04Dec25 3. Annual General Meeting - Tuesday 18Nov25 - 7pm
006	2025 Calendar
008	2025 Winners & Continuous Club Night Attendance Records
009	DHORC Official Clothing
010	Slot Cars & Spares
011	Razorlite Lexans HO
012	Race Report – <a href="#">Trois-Rivières</a> – 11 November 2025 - <a href="#">Round 29 of 33</a> Including..... <a href="#">Page 21 - Race Results</a> <a href="#">Page 27 - Best Results</a> <a href="#">Page 31 - Championship Tables</a>
040	Members' Statistics
054	Next Circuit - <a href="#">Watkins Glen</a> – 25 November 2025 - <a href="#">Rounds 30 &amp; 31 of 33</a>
060	Rules and Regulations
061	Razorlite Lexans HO Catalogue



**SLOT CARS DIRECT**  
UK's HO 1/64th Slot Car Specialist  
We specialize in Tomy AFX, Viper Scale Racing  
and Bulldog Racing Products.

**AFX**  
RACING

  
Viper Scale Racing

**News & Views** ..... **748**

**1. Acknowledgements for DHORC 748**

<b>Stuart Gray</b>	Setting Up, Marshalling & PA	<b>Gordon Reynolds</b>	Marshalling & PA
<b>Kev Spink</b>	Setting Up, Marshalling & PA	<b>James Wardle</b>	Marshalling & PA
<b>Steve Whittaker</b>	Setting Up & Marshalling	<b>Luca Whittaker</b>	Marshalling
<b>Leo Sismey</b>	Setting Up	<b>Colin Blake</b>	Marshalling & PA
<b>Simon Goodlip</b>	Parc Ferme, Marsh & PA	<b>Angus Smith</b>	Marshalling & PA
<b>Reuben Litherland</b>	Marshalling & PA	<b>Jim Dudley</b>	Marshalling & PA
<b>Dan Turnbull</b>	Race Control, Marshalling & PA	<b>Luke Hobson</b>	Marshalling
<b>Dan Hughes-Dowd</b>	Marshalling & Race Control	<b>JJ Hughes-Dowd</b>	Marshalling
<b>Mike Graham</b>	Marshalling	<b>Charlie Youart</b>	Marshalling
<b>Andrew Woodhouse</b>	Marshalling	<b>Jenson Woodhouse</b>	Marshalling
<b>James Crunden</b>	Marshalling	<b>Baxter Crunden</b>	Marshalling
<b>Lewis Blacker</b>	Spares, RC, Marshalling & PA		

**2. RR employees MC Corporate event – 04Dec25**

We have been asked to run a Corporate event for Rolls-Royce employees Motor Club again, on 04Dec25 at Great Northern Classics. We ran a similar event for them in 2024.



**ROLLS-ROYCE**  
EMPLOYEES

**MOTOR CLUB**  
ROLLSROYCEMOTORCLUB.COM  
EST. 1955

Actively Competing Members  
Discounted Club Car Hire  
Club Workshop Projects  
Regular Social Events  
Member Benefits  
Club Trackdays  
...And more!

Join the Motor Club Today!  
A Motorsport UK recognised club for  
Rolls-Royce employees past and present

dhorc		HO Calendar 2025			dhorc	
Day	Date	Location	Rounds	Track		
Tuesday	07-Jan	Conference Room	1 (F1) 2 (GC)	Miami		
Tuesday	28-Jan	Conference Room	3 (F1)	Interlagos		
Sat/Sun	08/09Feb	Mezzanine / The Tram Shed	Corporate 01	Italian Day		
Tuesday	18-Feb	Conference Room	4 (F1) 5 (GC)	Cadwell Park		
Wednesday	19-Feb	Conference Room	Corporate 02	Swadlincote Round Table		
Sunday	23-Feb	The Yard, Dolomite Brewery	Corporate 03	Birthday Party		
Saturday	01-Mar	Mezzanine / The Tram Shed	Corporate 04	UK Car Events/GNC Coffee & Car Meet		
Tuesday	11-Mar	Mezzanine / The Tram Shed	6 (GC)	Monaco (New)		
Saturday	15-Mar	Mezzanine / The Tram Shed	Corporate 05	GNC's 1st Birthday		
Tuesday	01-Apr	Conference Room	7 (F1)	Long Beach		
Saturday	26-Apr	Mezzanine / The Tram Shed	Corporate 06	GNC Derby Children's Holiday Centre		
Tuesday	29-Apr	Conference Room	8 (F1) 9 (GC)	Zandvoort		
Tuesday	13-May	Conference Room	10 (GC)	Nashville		
Tuesday	03-Jun	Conference Room	11 (F1) 12 (GC)	Dijon-Prenois		
Tuesday	24-Jun	Conference Room	13 (F1) 14 (GC)	Shanghai (New)		
Tuesday	15-Jul	Conference Room	15 (F1) 16 (GC)	Red Bull Ring (New)		
Tuesday	22-Jul	Mezzanine / The Tram Shed	17 (F1) 18 (GC)	DHORCIngham Oval		
Friday	25-Jul	Mezzanine / The Tram Shed	Corporate 07	Progressive Sports		
Sat/Sun	02/03Aug	Highacres Farm	Corporate 08	Cromford Steam Rally		
Sunday	03-Aug	Mallory Park	Corporate 09	RSOC National Day		
Tuesday	05-Aug	Conference Room	21 (F1) 22 (GC)	Florano		
Sat/Sun	09/10Aug	Donington Park	Corporate 10	Convoy in the Park		
Sat/Sun	30/31Aug	Donington Park	Corporate 11	British Touring Car Championship		
Tuesday	02-Sep	Conference Room	Test Night	Test Track		
Tuesday	23-Sep	Mezzanine / The Tram Shed	23 (F1) 24 (GC)	Jarama		
Thursday	25-Sep	Mezzanine / The Tram Shed	Corporate 12	Loughborough Round Table		
Friday	26-Sep	Mezzanine / The Tram Shed	Corporate 13	Tecforce		
Tuesday	30-Sep	Conference Room	25 (F1) 26 (GC)	Pukekohe Park		
Tuesday	21-Oct	Conference Room	27 (F1)	Donington Park (New)		
Sunday	26-Oct	Mezzanine / The Tram Shed	Corporate 14	75 years of F1		
Tuesday	11-Nov	Conference Room	28 (F1) 29 (GC)	Trois-Rivieres		
Tuesday	18-Nov	Conference Room		AGM		
Tuesday	25-Nov	Conference Room	30 (F1) 31 (GC)	Watkins Glen		
Thursday	04-Dec	Mezzanine / The Tram Shed	Corporate 15	RR employees Motor Club		
Tuesday	16-Dec	Conference Room	32 (F1) 33 (GC)	Jacarepagua (New)		

dhorc		CD Calendar 2025			Carrera DIGITAL	
Day	Date	Location	Rounds	Track		
Tuesday	14-Jan	Conference Room	Test Night	Mugello (New)		
Tuesday	21-Jan	Conference Room	1 2 3	Mugello		
Friday	07-Feb	Mezzanine / The Tram Shed	4 5 6	Monza		
Saturday	08-Feb	Mezzanine / The Tram Shed	7 8 9 10 11	Monza		
Tuesday	11-Feb	Conference Room	12 13 14	Daytona		
Tuesday	25-Feb	Conference Room	Test Night	Catalunya (New)		
Tuesday	18-Mar	Conference Room	15 16 17	Catalunya		
Tuesday	08-Apr	Conference Room	18 19 20	Fuji		
Tuesday	06-May	Conference Room	Test Night	Okayama (New)		
Tuesday	27-May	Conference Room	21 22 23	Okayama		
Friday	06-Jun	Mezzanine / The Tram Shed	TN 24 25	Le Mans (New)		
Saturday	07-Jun	Mezzanine / The Tram Shed	26 27 28 29	Le Mans		
Tuesday	17-Jun	Conference Room	30 31 32	Okayama		
Tuesday	08-Jul	Conference Room	33 34 35	Sakhir		
Tuesday	29-Jul	Conference Room	36 37 38	Catalunya		
Tuesday	19-Aug	Conference Room	Test Night	Watkins Glen (New)		
Tuesday	16-Sep	Conference Room	39 40 41	Watkins Glen		
Tuesday	07-Oct	Conference Room	Low Downforce & Car Prep Test Night - Fuji			
Tuesday	14-Oct	Conference Room	42 43 44	Mugello		
Friday	24-Oct	Mezzanine / The Tram Shed	TN 45 46 47	Suzuka (New)		
Saturday	25-Oct	Mezzanine / The Tram Shed	48 49 50 51 52 53	Suzuka		
Sunday	26-Oct	Mezzanine / The Tram Shed	TN 54 55	Mexico City		
Tuesday	04-Nov	Conference Room	56 57 58	Watkins Glen		
Tuesday	18-Nov	Conference Room		AGM		
Friday	28-Nov	Mezzanine / The Tram Shed	TN 59 60 61	Bathurst (New)		
Saturday	29-Nov	Mezzanine / The Tram Shed	62 63 64 65 66 67	Bathurst		
Tuesday	02-Dec	Conference Room	68 69 70	Luanda		

### 3. Annual General Meeting – Tuesday 18Nov25 – 7pm

It's that time again, time for our Annual General Meeting at 7pm on Tuesday 18Nov25. A great opportunity for you to have your say re all things DHORC. Looking forward to seeing you there.



Derby HO Racing Club

**dhore**

TOMY AFX TYCO Carrera DIGITAL

18 November 25

7pm **AGM** 7pm

Great Northern Classics

274 – 278 Osmaston Road, Derby, DE24 8AE



**Conference Room**

Nick Sismey

# Winners 2025

F1 Qualifies on Yellow & Red, GC on Green & Blue Lanes

Day	Date	Rnd	Track	Final	Adults	Masters	Juniors	Early Parents
Tue	07-Jan	1	Miami	F1	C Bowles	S Goodlip / N Sismey	JJ Hughes-Dowd	A Woodhouse
Tue	07-Jan	2	Miami	GC	A Smith	S Goodlip / P Rees	JJ Hughes-Dowd	M Graham
Tue	28-Jan	3	Interlagos	F1	S Goodlip	S Goodlip	JJ Hughes-Dowd	D Hughes-Dowd
Tue	18-Feb	4	Cadwell Park	F1	R Litherland	Key / Phil / Steve	JJ Hughes-Dowd	A Woodhouse
Tue	18-Feb	5	Cadwell Park	GC	C Bowles	G Reynolds	JJ Hughes-Dowd	A Woodhouse
Tue	11-Mar	6	Monaco	GC	C Bowles	S Whittaker	JJ Hughes-Dowd	S Whittaker
Tue	01-Apr	7	Long Beach	F1	A Smith	J Dudley	JJ Hughes-Dowd	A Stevenson
Tue	29-Apr	8	Zandvoort	F1	A Smith	G Reynolds	JJ Hughes-Dowd	D Hughes-Dowd
Tue	29-Apr	9	Zandvoort	GC	A Smith	A Smith	JT Hughes-Dowd	D Hughes-Dowd
Tue	13-May	10	Nashville	GC	A Smith	A Smith	JJ Hughes-Dowd	M Graham
Tue	03-Jun	11	Dijon-Prenois	F1	S Goodlip	G Reynolds	JT Hughes-Dowd	D Hughes-Dowd
Tue	03-Jun	12	Dijon-Prenois	GC	A Smith	S Goodlip	JT Hughes-Dowd (3)	J Cruden
Tue	24-Jun	13	Shanghai	F1	A Smith	J Dudley / G Reynolds	J Woodhouse	A Woodhouse
Tue	24-Jun	14	Shanghai	GC	C Bowles	Angus / Jim / Steve	J Woodhouse	A Woodhouse
Tue	15-Jul	15	Red Bull Ring	F1	A Smith	A Smith	J Graham	J Cruden
Tue	15-Jul	16	Red Bull Ring	GC	A Smith	K Spink	JJ Hughes-Dowd	S Whittaker (2)
Tue	22-Jul	17	dhorcingham	F1	A Woodhouse	G Reynolds	B Cruden	A Woodhouse
Tue	22-Jul	18	dhorcingham	GC	A Woodhouse (2)	G Reynolds / A Smith	T Stevenson	A Woodhouse
Tue	22-Jul	19	dhorcingham	F1	C Bowles	B Johnson	JJ Hughes-Dowd	J Cruden
Tue	22-Jul	20	dhorcingham	GC	A Smith	B Johnson / A Smith	L Whittaker	D Hughes-Dowd
Tue	05-Aug	21	Fiorano	F1	S Goodlip	S Goodlip (5)	JJ Hughes-Dowd	A Woodhouse
Tue	05-Aug	22	Fiorano	GC	A Smith	G Reynolds	JJ Hughes-Dowd	M Graham
Tue	23-Sep	23	Jarama	F1	S Goodlip (4)	G Reynolds	JJ Hughes-Dowd	J Cruden
Tue	23-Sep	24	Jarama	GC	C Bowles	S Whittaker (4)	JJ Hughes-Dowd	M Graham (4)
Tue	30-Sep	25	Pukekohe	F1	C Bowles	G Reynolds (9)	JJ Hughes-Dowd	J Cruden
Tue	30-Sep	26	Pukekohe	GC	A Smith (12)	B Johnson (3)	JJ Hughes-Dowd	J Cruden
Tue	21-Oct	27	Donington Park	F1	C Bowles (8)	K Spink (3)	J Woodhouse	D Hughes-Dowd
Tue	11-Nov	28	Trois-Rivieres	F1	R Litherland	A Smith (7)	J Woodhouse (4)	D Hughes-Dowd (7)
Tue	11-Nov	29	Trois-Rivieres	GC	R Litherland (3)	S Gray / N Sismey	JJ Hughes-Dowd (18)	J Cruden (7)
Tue	25-Nov	30	Watkins Glen	F1				
Tue	25-Nov	31	Watkins Glen	GC				
Tue	16-Dec	32	Jacarepagua	F1				
Tue	16-Dec	33	Jacarepagua	GC				

## Race Winners

Derby HO Racing Club  
www.dhorc.co.uk  
Home of HO Le Mans

Adults

Reuben Litherland  
Adults

Masters

Nick / Stuart  
Masters

Juniors

JJ Hughes-Dowd  
Juniors

Early Parents

Jim Cruden  
Early Parents

## Continuous Club Night Attendance Records

Members below have built up ten or more continuous Club Night attendances, including DHORC 748:-

Nick Sismey	297 Club Nights	Lewis Blacker	49	Luca Whittaker	23
Reuben Litherland	29	Jim Dudley	26	Dan Hughes-Dowd	15
JJ Hughes-Dowd	15	Mike Graham	15	Gordon Reynolds	13
Andrew Woodhouse	13	Jenson Woodhouse	13		

<b>Record Club Night Attendance</b>	Phil Rees	710
<b>Record Continuous Club Night Attendance</b>	Nick Sismey	297
<b>Record Continuous Evening Attendance</b>	Nick Sismey	235

Derby HO Racing Club  [www.dhorc.co.uk](http://www.dhorc.co.uk)  
**dhorc**  
Home of HO Le Mans  

Official Clothing

Derby HO Racing Club [www.dhorc.co.uk](http://www.dhorc.co.uk)  
**dhorc**  
SmartRa  



Contact  
Nick Sismey



Original **DHORC**  
Polo Shirts  
or 

Derby HO Racing Club  [www.dhorc.co.uk](http://www.dhorc.co.uk)  
**dhorc**  
TOMY AFK    
Original **DHORC**  
T-Shirts  
or 



Derby HO Racing Club  [www.dhorc.co.uk](http://www.dhorc.co.uk)  
**dhorc**  
TOMY AFK    
Original **DHORC**  
Hoodies  
or 

Derby HO Racing Club  [www.dhorc.co.uk](http://www.dhorc.co.uk)  
**dhorc**  
TOMY AFK    
Original **DHORC**  
Caps  
or 





Visit our  
Facebook Page  
or the back of  
this magazine



Clear plastic bodies to suit a variety of HO  
chassis. Many not found elsewhere



# Race Report



## Round 29

### Trois-Rivières – GC

### 11<sup>th</sup> November 2025

**Round 28**

**Trois-Rivières (Canada)**

**Round 29**

**Previous Results**

				1st	2nd	3rd
<b>Adults</b>						
DHORC 694 F1	14-May	2024	83' 8"	P Rees	A Smith	S Goodlip
DHORC 695 GC	14-May	2024	83' 8"	A Smith	N Sismey	P Rees
DHORC 714 F1	12-Nov	2024	83' 8"	S Goodlip	A Smith	R Litherland
DHORC 715 GC	12-Nov	2024	83' 8"	A Smith	S Goodlip	R Litherland
DHORC 747 F1	11-Nov	2025	83' 8"	R Litherland	N Sismey	S Goodlip
DHORC 748 GC	11-Nov	2025	83' 8"	R Litherland	N Sismey	S Goodlip
<b>Juniors</b>						
DHORC 694 F1	14-May	2024	83' 8"	JJ Hughes-Dowd	J Woodhouse	J Graham
DHORC 695 GC	14-May	2024	83' 8"	JT Hughes-Dowd	JJ Hughes-Dowd	J Woodhouse
DHORC 714 F1	12-Nov	2024	83' 8"	JJ Hughes-Dowd	J Woodhouse	J Graham
DHORC 715 GC	12-Nov	2024	83' 8"	JT Hughes-Dowd	JJ Hughes-Dowd	J Graham
DHORC 747 F1	11-Nov	2025	83' 8"	J Woodhouse	JJ Hughes-Dowd	L Whittaker
DHORC 748 GC	11-Nov	2025	83' 8"	JJ Hughes-Dowd	J Woodhouse	L Whittaker

**Circuit Records**

Lap Length 83' 8"

**Qualifying**

F1/GC	TBA	
F1	S Goodlip	12Nov24
	55.9 Laps	
GC	A Smith	14May24
	73.6 Laps	

**Fastest Laps**


F1	S Goodlip	12Nov24
	5.35 Secs	
GC	A Smith	12Nov24
	S Goodlip	12Nov24
	4.09 Secs	

**Race Laps**

F1	S Goodlip	12Nov24
	30.7 Laps	
GC	A Smith	12Nov24
	R Litherland	11Nov25
	38.4 Laps	

**Final Points**

6.5 Points	C Bowles	12Nov24
------------	----------	---------



**DHORC 747 & 748**




Dan Turnbull and Simon Goodlip kept the evening going as normal



## Reuben does the double!

**'A' Final** – Reuben Litherland took both wins at a track for the first time on Tuesday, backing up his F1 win earlier in the evening with the GC win half an hour later! Taking his third Pole of the year with the fifth of his career he turned that into his 5<sup>th</sup> (3<sup>rd</sup>) win equalling **Angus Smith's** race laps record of 38.4 laps set on 12Nov24. His third most race laps of his career and this year was matched with his 3<sup>rd</sup> (2<sup>nd</sup>) fastest lap. This was also the first time he had set back-to-back fastest laps. Again **Nick Sismey** was second and again **Simon Goodlip** was third to mirror the F1 podium. Reuben was a good 3.9 laps ahead of Nick who again lucked in from Simon's demise. Being almost a lap behind Simon, the latter again had an off in the dying moments. Not as bad in F1 but it caused sufficient delay for 'B' Final winner Nick to take second by 0.6 laps.


Angus continued the trend by taking back-to-back fourths, stepping down at the end of his 18<sup>th</sup> lap. It was only he who prevented Reuben from taking home a maximum 50 points by recording the fastest lap in Qualifying. Thanks to his double victories in the administration region of Quebec Reuben remains firmly in second place in the Adult Championship while Nick, with his two second place finishes at Trois-Rivières, moves into third, 160 points back.






**Round 29 - ADULTS**

**Trois-Rivières GC - Canada**

**11 November 2025**



		
<b>2nd</b> <b>Nick Sismey</b>	<b>1st</b> <b>Reuben Litherland</b>	<b>3rd</b> <b>Simon Goodlip</b>



Gordon Reynolds marshalling the quickest corner on the track

**'B' Final** – **Luke Hobson** is looking very much like he could be our next new winner pushing Nick hard in the 'B' and even lapping 0.05 seconds quicker in only his third Club Night. Some simple offs, which will be fixed with experience, saw him eventually drop 3.2 laps to take fifth.

**Lewis Blacker** added his third Final win to his evening's proceedings and another 3.0 points to his Final Challenge campaign by taking the 'C' win and third in the 'B' six tenths behind Luke. His three Final wins takes him 4.5 points ahead of Reuben in the Championship, who won two Finals, from where they were tied for first prior to Trois-Rivières. Angus remains in third but 9.5 points behind as opposed to 8.5 prior to our Canadian race. **Dan Turnbull** made sure Lewis earned his 1.5 Final points in the 'B' as he shadowed him the whole of the Final dropping only two tenths at the flag.

**'C' Final** – **Stuart Gray** is making a habit of taking eighth place finishes this year, this was the fifth time he has done it, second only to his best run of the year, sixth at Zandvoort in April. Having won the 'D', his second Final win of the year, Stuart jumped up six places from 14<sup>th</sup> on the grid to eighth overall. He wasn't able to challenge Lewis for the win with the latter recording the fourth most laps of the evening, but Stuart did leapfrog two other 'C' Final racers by a good margin.

Some 2.1 laps behind Stuart was **Kev Spink** who had a terrific battle for ninth with **James Wardle**. Kev was much quicker, but James kept all four wheels on the black stuff more consistently, dropping just three tenths to Mr Spink, as he rounded out the top ten.

**'D' Final** – **Colin Blake** could so easily have been the one tasting 'D' Final victory champagne as he lapped nearly a second quicker than Stuart and got to within a tenth of a lap of Stuart's score finishing in 11<sup>th</sup>. **Gordon Reynolds** also lapped quicker than Stuart losing out to Colin by 1.8 laps with **Jim Dudley** quicker than Gordon but dropping another two laps in 13<sup>th</sup>

**Early Parents' 'E' Final** – **Dan Hughes-Dowd** took the Early Parent's win this time with **Jim Crunden** taking the points victory following his 'F' Final win and taking third here. Jim also became our 100<sup>th</sup> Adult Member to reach 20 Club Nights, the minimum number for our official rankings to kick in. Between them was **Steve Whittaker** in 15<sup>th</sup>, three laps behind Dan and one lap ahead of James.

In 17<sup>th</sup> was Early Parents' Pole sitter and Championship leader **Andrew Woodhouse** who uncharacteristically struggled to get to 18.2 laps some 10.5 laps back!

**Early Parents' 'F' Final** – **Mike Graham** set the 12<sup>th</sup> highest number of laps of the GC Club Night in chasing down Jim however Jim recorded the 11<sup>th</sup> best to reach the 'E', 2.7 laps separating the two. Andrew continues to lead the Championship with Dan working his way up to second, reducing Andrew's lead from 5.5 to 2.5. After his 50<sup>th</sup> Club Night Mike moves down to third 3.0 points further back, he also takes the lead in the Wooden Spoon challenge with seven to Andrew's five!

#### MASTERS REPORT

## Stuart's 1<sup>st</sup> win of '25, shared with Nick

Stuart took his first Masters' win of the year, his 3.5 Final points matched by Nick who only took his second victory! Steve had third to himself with Gordon, Kev and Simon all sharing fourth, Angus and Jim making seventh their own. Angus remains atop the Championship however Nick moves into second, reducing Angus' lead from 8.5 to 7.5 points with Gordon dropping to third 1.0 point back.





Mike Graham and Colin Blake both raced without their sons at Trois-Rivières



JUNIOR REPORT

# JJ back to the top with his 12<sup>th</sup> maximum score of the year!

**'A' Final** – JJ Hughes-Dowd took his 12<sup>th</sup> maximum points haul of the year thanks to a perfect Qualifying and a lights to flag victory with the most laps and fastest lap of the night. In Qualifying he set his 53<sup>rd</sup> Pole and with it his 22<sup>nd</sup> in 2025, beating his and Liam Smith's top Qualifying spot record of 21 in a season which has stood for 16 years! In 2009 there were only 22 Club Nights and Liam only failed to take Pole just once! JJ beat **Jenson Woodhouse** to Pole by 5.2 laps, his 55.2 laps beating his retired older brother, JT Hughes-Dowd's record of 53.6 laps set on 12Nov24.

JJ then went onto take a record 51<sup>st</sup> win, 3.8 laps ahead of Jenson, which should really have been closer as Jenson was only lapping 0.08 seconds slower than our 18<sup>th</sup> time winner in 2025. JJ took his third straight fastest lap totalling 47 (19) and 49<sup>th</sup> (20<sup>th</sup>) most race laps. Just like the Adults the Podium and 'A' Final mirrored the F1 results. **Luca Whittaker** took third again 4.1 one laps back while **Baxter Crunden** became our 87<sup>th</sup> Junior to complete 20 Club Nights as he again took back-to-back fourths, his fifth in the last six Club Nights.

Jenson moves into second in the Junior Championship with JT Hughes-Dowd in third, however with him now in the Navy it looks like Luca will replace him on the podium before year end! JJ increases his lead in the Final Challenge from 4.0 to 5.5 points over Luca while the absent JT remains in third.

**Round 29 - JUNIORS**  
**Trois-Rivières GC - Canada**  
 11 November 2025

2nd	1st	3rd
Jenson Woodhouse	JJ Hughes-Dowd	Luca Whittaker



Junior 'A' – Luca Whittaker (3<sup>rd</sup>), Jenson Woodhouse (2<sup>nd</sup>), winner JJ Hughes-Dowd & Baxter Crunden (4<sup>th</sup>)



# Race Results



Who Came Where?

Who Scored What?



Junior Non-Member – Charlie Youart (5<sup>th</sup>) and Early Parents' 'F' – Mike (18<sup>th</sup>) & winner Jim Crunden







Early Parents' 'E' – Steve Whittaker (15<sup>th</sup>), Andrew Woodhouse (17<sup>th</sup>), winner Dan Hughes-Dowd & Jim (16<sup>th</sup>)



DERBY HO RACING CLUB CHAMPIONSHIP RACE 748															
Trois-Rivières - 11 November 2025 - Round 29 - GC Finals															
QUALIFYING AND FINAL RACE RESULTS															
CL	NAME	GREEN		BLUE		QUAL		FIN	PTS	FINAL 1		FINAL 2		TOTAL LAPS	
		LAPS	TIME	LAPS	TIME	LAPS	TIME			LAPS	TIME	LAPS	TIME		
A	R Litherland	36.7	4.63	33.0	4.75	69.7	A1	2.0	38.4	4.31	38.4	4.31	38.4	4.31	108.1
A	A Smith (M)	33.7	4.37	31.8	4.55	65.5	A4	0.5	18.9	4.40	18.9	4.40	33.7	4.37	84.4
A	S Goodlip (M)	34.4	4.59	30.5	4.67	64.9	A3	1.0	33.9	4.54	33.9	4.54	34.4	4.54	98.8
A	N Sismey (M)	32.0	4.81	29.7	5.16	61.7	A2	3.5	32.8	4.95	34.5	4.70	34.5	4.70	129.0
A	D Turnbull	29.8	5.18	27.1	6.10	56.9	B4	0.5	28.8		28.8		29.8	5.18	85.7
A	A Woodhouse	29.7	5.24	26.1	5.74	55.8	E4	0.5	18.2	4.84	18.2	4.84	29.7	4.84	74.0
A	S Whittaker (M)	27.9	5.17	27.0	5.59	54.9	E2	1.5	29.7	5.33	29.7	5.33	29.7	5.17	84.6
A	L Hobson	27.6	5.17	26.4	5.59	54.0	B2	1.5	29.6	4.90	29.6	4.90	29.6	4.90	83.6
A	L Blacker	27.4	4.62	26.1	4.92	53.5	B3	3.0	33.8	5.07	29.0	5.01	33.8	4.62	116.3
A	D Hughes-Dowd	28.2	5.17	24.7	5.72	52.9	E1	2.0	32.7	5.06	32.7	5.06	32.7	5.06	85.6
A	J Crunden	29.1	5.36	23.0	5.75	52.1	E3	3.0	29.5	5.01	28.7	5.17	29.5	5.01	110.3
A	K Spink (M)	24.8	5.64	24.5	6.30	49.3	C3	1.0	23.8	5.28	23.8	5.28	24.8	5.28	73.1
A	J Wardle	26.2	5.38	21.7	5.81	47.9	C4	0.5	23.5	5.86	23.5	5.86	26.2	5.38	71.4
A	S Gray (M)	25.0	6.49	22.4	7.15	47.4	C2	3.5	25.7	6.71	25.9	6.13	25.9	6.13	99.0
A	J Dudley (M)	24.0	5.67	23.4	6.04	47.4	D4	0.5	21.8	6.46	21.8	6.46	24.0	5.67	69.2
A	M Graham	24.8	6.26	22.2	5.98	47.0	F2	1.5	26.8	5.28	26.8	5.28	26.8	5.28	73.8
A	G Reynolds (M)	25.1	6.57	21.5	6.85	46.6	D3	1.0	23.8	6.57	23.8	6.57	25.1	6.57	70.4
A	C Blake	23.1	6.26	21.9	7.41	45.0	D2	1.5	25.6	5.82	25.6	5.82	25.6	5.82	70.6
J	JJ Hughes-Dowd	28.3	5.31	26.9	5.80	55.2	A1	2.0	28.7	5.11	28.7	5.11	28.7	5.11	83.9
J	J Woodhouse	26.4	5.66	23.6	5.66	50.0	A2	1.5	24.9	5.19	24.9	5.19	26.4	5.19	74.9
J	L Whittaker	25.1	6.31	20.1	6.80	45.2	A3	1.0	20.8	6.27	20.8	6.27	25.1	6.27	66.0
J	B Crunden	20.8	5.50	18.1	5.87	38.9	A4	0.5	18.2	6.00	18.2	6.00	20.8	5.50	57.1
JS	C Youart	19.0	12.18	20.7	7.85	39.7	B1		16.1	6.44	16.1	6.44	20.7	6.44	55.8
											TOTAL FEET	161,107.2	TOTAL LAPS	1,925.6	



Three cars finished on the same tenth in the Early Parents' 'E' Final but on different laps

Everyone's  
**Best Results**  
At This Circuit



**What are my Best Scores?**  
**Who Have I Beaten?**



Adult 'D' – Gordon (12<sup>th</sup>), Jim (13<sup>th</sup>), winner Stuart Gray and Colin (11<sup>th</sup>)



Trois-Rivières Best Off Chart 3 - GC

Qualifying					Fastest Laps					Race Laps				
Pos	Adult	Laps	MPH	Date	Pos	Adult	Time	MPH	Date	Pos	Adult	Laps	MPH	Date
1	A Smith (M)	73.6	11.663	14-May-24	1	A Smith (M)	4.09	13.947	12-Nov-24	1	A Smith (M)	38.4	12.170	12-Nov-24
2	S Goodlip (M)	72.8	11.536	12-Nov-24	1	S Goodlip (M)	4.09	13.947	12-Nov-24	1	R Litherland	38.4	12.170	11-Nov-25
3	R Litherland	69.7	11.045	11-Nov-25	3	R Litherland	4.31	13.235	11-Nov-25	3	S Goodlip (M)	37.6	11.916	12-Nov-24
4	N Sismey (M)	66.7	10.569	14-May-24	4	L Pateman	4.40	12.965	12-Nov-24	4	C Bowles	35.4	11.219	12-Nov-24
5	L Pateman	65.3	10.347	12-Nov-24	5	C Bowles	4.49	12.705	12-Nov-24	5	N Sismey (M)	34.5	10.934	11-Nov-25
6	L Blacker	62.7	9.935	12-Nov-24	6	N Sismey (M)	4.62	12.347	12-Nov-24	6	L Pateman	34.2	10.839	12-Nov-24
7	P Rees (M)	62.2	9.856	14-May-24	6	L Blacker	4.62	12.347	11-Nov-25	7	L Blacker	33.8	10.712	11-Nov-25
8	G Peach (M)	59.2	9.381	14-May-24	8	D Hughes-Dowd	4.70	12.137	12-Nov-24	8	P Rees (M)	33.1	10.490	12-Nov-24
9	D Hughes-Dowd	58.9	9.333	14-May-24	9	A Woodhouse	4.84	11.786	11-Nov-25	9	D Hughes-Dowd	32.7	10.363	11-Nov-25
10	D Turnbull	58.2	9.222	14-May-24	10	P Rees (M)	4.88	11.690	14-May-24	10	JJ Hughes-Dowd	31.8	10.078	14-May-24
11	A Woodhouse	55.8	8.842	11-Nov-25	11	JT Hughes-Dowd	4.91	11.618	14-May-24	11	D Turnbull	31.2	9.888	14-May-24
12	S Whittaker (M)	54.9	8.699	11-Nov-25	12	JJ Hughes-Dowd	4.94	11.548	14-May-24	12	G Peach (M)	30.8	9.761	14-May-24
13	L Hobson	54.0	8.557	11-Nov-25	13	J Crunden	5.01	11.386	11-Nov-25	13	R Lawson	30.5	9.666	14-May-24
14	JT Hughes-Dowd	53.6	8.493	12-Nov-24	13	L Hobson	5.01	11.386	11-Nov-25	14	A Woodhouse	29.7	9.412	11-Nov-25
15	J Crunden	52.1	8.256	11-Nov-25	15	D Latham	5.16	11.055	12-Nov-24	14	S Whittaker (M)	29.7	9.412	11-Nov-25
16	D Latham	51.7	8.192	14-May-24	16	S Whittaker (M)	5.17	11.034	11-Nov-25	16	J Crunden	29.5	9.349	11-Nov-25
17	S Gray (M)	51.5	8.161	14-May-24	17	D Turnbull	5.18	11.013	11-Nov-25	17	L Hobson	29.0	9.191	11-Nov-25
18	JJ Hughes-Dowd	50.9	8.066	14-May-24	18	G Peach (M)	5.25	10.866	14-May-24	18	JT Hughes-Dowd	28.8	9.127	12-Nov-24
19	R Lawson	50.2	7.955	14-May-24	19	M Graham	5.28	10.804	11-Nov-25	19	D Latham	28.1	8.905	14-May-24
20	J Lawson	49.9	7.907	14-May-24	19	K Spink (M)	5.28	10.804	11-Nov-25	20	J Lawson	27.8	8.810	14-May-24
21	K Spink (M)	49.3	7.812	11-Nov-25	21	J Wardle	5.38	10.603	11-Nov-25	20	S Gray (M)	27.8	8.810	12-Nov-24
22	C Bowles	48.0	7.606	12-Nov-24	22	R Lawson	5.40	10.564	14-May-24	22	M Graham	27.2	8.620	12-Nov-24
23	J Wardle	47.9	7.590	11-Nov-25	23	J Lawson	5.57	10.241	14-May-24	23	J Wardle	26.2	8.303	11-Nov-25
24	M Graham	47.7	7.558	14-May-24	24	J Dudley (M)	5.67	10.061	11-Nov-25	24	M Dutson	26.1	8.272	12-Nov-24
25	M Dutson	47.6	7.543	12-Nov-24	25	S Gray (M)	5.68	10.043	12-Nov-24	25	C Blake	25.6	8.113	11-Nov-25
26	J Dudley (M)	47.4	7.511	11-Nov-25	26	M Dutson	5.69	10.025	12-Nov-24	26	G Reynolds (M)	25.1	7.955	11-Nov-25
27	G Reynolds (M)	46.6	7.384	11-Nov-25	27	C Blake	5.82	9.802	11-Nov-25	27	K Spink (M)	24.8	7.860	11-Nov-25
28	A Stevenson	45.0	7.131	12-Nov-24	28	A Stevenson	6.05	9.429	12-Nov-24	28	A Stevenson	24.1	7.638	12-Nov-24
28	C Blake	45.0	7.131	11-Nov-25	29	G Reynolds (M)	6.57	8.683	11-Nov-25	29	J Dudley (M)	24.0	7.606	11-Nov-25
Pos	Junior	Laps	MPH	Date	Pos	Junior	Time	MPH	Date	Pos	Junior	Laps	MPH	Date
1	JJ Hughes-Dowd	55.2	8.747	11-Nov-25	1	JJ Hughes-Dowd	5.08	11.229	12-Nov-24	1	JT Hughes-Dowd	29.9	9.476	12-Nov-24
2	JT Hughes-Dowd	53.6	8.493	12-Nov-24	2	J Woodhouse	5.19	10.991	12-Nov-24	2	JJ Hughes-Dowd	28.7	9.096	14-May-24
3	J Woodhouse	50.0	7.923	11-Nov-25	3	JT Hughes-Dowd	5.34	10.683	12-Nov-24	3	J Lawson	27.8	8.810	14-May-24
4	J Lawson	49.9	7.907	14-May-24	4	B Crunden	5.50	10.372	11-Nov-25	4	J Woodhouse	26.4	8.367	14-May-24
5	L Whittaker	45.2	7.162	11-Nov-25	5	J Lawson	5.57	10.241	14-May-24	5	L Whittaker	25.1	7.955	11-Nov-25
6	J Graham	43.6	6.909	12-Nov-24	6	T Stevenson	5.79	9.852	12-Nov-24	6	J Graham	23.1	7.321	12-Nov-24
7	T Stevenson	41.5	6.576	12-Nov-24	7	J Graham	5.99	9.523	12-Nov-24	7	T Stevenson	21.9	6.940	12-Nov-24
8	B Crunden	38.9	6.164	11-Nov-25	8	L Whittaker	6.27	9.098	11-Nov-25	8	B Crunden	20.8	6.592	11-Nov-25



Adult 'C' – James Wardle (10<sup>th</sup>), Kev Spink (9<sup>th</sup>), winner Lewis Blacker & Stuart (8<sup>th</sup>)



# Championship Tables



Adult Champion for a record equalling 5<sup>th</sup> time Angus Smith also leads the Masters

Those All Important  
**Points!**

# Championship Leaders 11Nov25 After Round 29



## Adult

### Championship

Angus Smith

### Final Challenge

Lewis Blacker

### King of Speed

Angus Smith  
Andrew Woodhouse

Top Adult Points at dhorcingham oval

## Junior

### Championship

JJ Hughes-Dowd

### Final Challenge

JJ Hughes-Dowd

### King of Speed

Baxter Crunden

Top Junior Points at dhorcingham oval

## Other

### Masters (56+)

Angus Smith

### Early Parents

Andrew Woodhouse

### Alan Bullock

Angus Smith

Winner of last Adult Club Night in August

### Bob Chadwick

Chris Bowles

Winner of last Adult Club Night in October

Key: Orange = New Leader, Green = Champion



Adult 'B' – Lewis (6<sup>th</sup>), Luke Hobson (5<sup>th</sup>), winner Nick Sismey & Dan (7<sup>th</sup>)



DHORC Championship 2025 after Round 29 (1 of 2)																								
Pos	Competitor Name (Adults)	Wins	MIA F1 1	MIA GC 2	INT F1 3	CAD F1 4	CAD GC 5	MON GC 6	LB F1 7	ZAN F1 8	ZAN GC 9	NAS GC 10	DUJ F1 11	DUJ GC 12	SHA F1 13	SHA GC 14	Total 33	Best (75%) 25	Diff					
			07-Jan	07-Jan	28-Jan	18-Feb	18-Feb	11-Mar	01-Apr	29-Apr	29-Apr	13-May	03-Jun	03-Jun	24-Jun	24-Jun	Scores	Scores						
1	A Smith (M)	12	38	50	41	39	38	36	50	50	50	40	38	50	45	39	1157	1083						
2	R Litherland	3	28	31	29	45	31	30	38	38	31	38	34	38	34	31	1001	903	180					
3	N Slamey (M)		27	26	34	27	27	28	28	29	29	27	28	27	28	28	827	743	160					
4	C Bowles	8	46	38	32	28	47	46	34	31	38	DNS	DNS	DNS	29	47	726	726	17					
5	L Pateman		31	27	28	31	37	39	29	34	34	33	DNS	DNS	DNS	DNS	694	694	32					
6	L Blacker		26	29	27	22	29	25	27	27	27	28	28	29	25	27	758	682	12					
7	S Goodlip (M)	4	31	34	46	DNS	DNS	31	31	DNS	DNS	DNS	50	34	41	38	630	630	52					
8	S Gray (M)		DNS	DNS	23	18	23	17	24	28	26	24	25	21	26	21	567	567	63					
9	C Blake		21	21	20	16	20	18	19	25	24	25	23	26	22	23	517	517	50					
10	J Dudley		DNS	DNS	DNS	DNS	DNS	22	20	19	19	22	21	22	24	20	513	513	4					
11	G Reynolds (M)		DNS	DNS	DNS	19	19	16	21	24	23	20	24	23	21	18	503	503	10					
12	L Smith		24	24	25	DNS	DNS	26	DNS	DNS	DNS	34	31	31	33	29	501	501	2					
13	D Latham		23	23	24	24	25	27	26	DNS	DNS	DNS	29	24	27	25	496	496	5					
14	D Hughes-Dowd		18	19	19	20	14	13	13	22	22	16	20	18	DNS	DNS	514	488	8					
15	A Woodhouse	2	20	18	16	13	16	14	15	20	20	18	DNS	DNS	17	17	487	487	1					
16	D Turnbull		25	25	26	25	28	24	25	DNS	DNS	29	27	28	DNS	DNS	448	448	39					
17	M Graham		17	20	18	DNS	DNS	DNS	12	21	21	19	DNS	DNS	DNS	DNS	394	394	54					
18	J Wardle		DNS	DNS	DNS	15	17	10	17	DNS	DNS	21	DNS	DNS	20	19	374	374	20					
19	J Crunden		DNS	DNS	DNS	DNS	DNS	11	10	DNS	DNS	15	19	20	15	15	373	373	1					
20	K Spink (M)		DNS	DNS	DNS	17	21	23	18	DNS	DNS	DNS	22	25	DNS	DNS	346	346	27					
21	S Whittaker (M)		DNS	DNS	15	12	15	15	11	26	28	17	18	19	16	16	344	344	2					
22	N Jarram		DNS	DNS	DNS	21	22	19	22	DNS	DNS	23	DNS	DNS	23	24	308	308	36					
23	M Dufson		22	22	22	DNS	DNS	DNS	DNS	DNS	DNS	26	DNS	DNS	DNS	DNS	225	225	83					
24	A Stevenson		19	17	17	26	24	12	14	DNS	DNS	DNS	DNS	DNS	DNS	DNS	221	221	4					
25	P Rees (M)		36	28	DNS	38	26	DNS	DNS	DNS	DNS	DNS	DNS	DNS	DNS	DNS	203	203	18					
26	B Johnson (M)		DNS	DNS	DNS	DNS	DNS	DNS	DNS	DNS	DNS	DNS	DNS	DNS	DNS	DNS	169	169	34					
27	M Blake		DNS	DNS	21	14	18	20	18	DNS	DNS	DNS	DNS	DNS	19	26	136	136	33					
28	J Mills		DNS	DNS	DNS	DNS	DNS	21	23	23	25	DNS	DNS	DNS	18	22	132	132	4					
29	JJ Hughes-Dowd		DNS	DNS	DNS	29	DNS	DNS	DNS	DNS	DNS	DNS	DNS	DNS	DNS	DNS	84	84	48					
30	L Hobson		DNS	DNS	DNS	DNS	DNS	DNS	DNS	DNS	DNS	DNS	DNS	DNS	DNS	DNS	83	83	4					
31	A Turnbull		DNS	DNS	DNS	DNS	DNS	DNS	DNS	DNS	DNS	DNS	DNS	DNS	DNS	DNS	68	68	15					
32	JT Hughes-Dowd		DNS	DNS	DNS	11	DNS	DNS	DNS	DNS	DNS	DNS	DNS	DNS	DNS	DNS	55	55	13					
Pos	(Juniors)	Wins	720	721	722	723	724	725	726	727	728	729	730	731	732	733	Total	75%	Diff					
1	JJ Hughes-Dowd	18	50	45	50	50	48	50	50	48	43	48	41	41	DNS	DNS	1233	1176						
2	J Woodhouse	4	38	34	DNS	38	34	34	34	34	34	34	DNS	DNS	48	48	867	867	309					
3	JT Hughes-Dowd	3	31	43	38	34	40	DNS	31	38	45	39	45	47	DNS	DNS	796	796	71					
4	L Whittaker	1	28	29	27	29	31	29	25	28	31	28	28	28	29	38	882	776	20					
5	J Graham	1	29	31	34	DNS	DNS	DNS	38	31	29	29	DNS	DNS	DNS	DNS	652	652	124					
6	B Crunden	1	DNS	DNS	DNS	DNS	DNS	28	27	31	28	31	34	31	34	37	641	641	11					
7	M Blake		DNS	DNS	26	31	29	31	24	27	27	DNS	29	29	38	31	391	391	250					
8	E Woodhouse		DNS	DNS	28	DNS	DNS	26	26	DNS	DNS	DNS	DNS	DNS	DNS	DNS	298	298	93					
9	T Stevenson	1	34	28	31	DNS	DNS	27	28	DNS	DNS	DNS	DNS	DNS	DNS	DNS	276	276	22					
10	Z Brazell		DNS	DNS	29	DNS	DNS	34	29	DNS	DNS	27	33	34	33	29	248	248	28					
Pos	(Masters)	Wins	720	721	722	723	724	725	726	727	728	729	730	731	732	733	Total	75%	Diff					
1	A Smith (M)	7	1.5	2.0	1.5	1.0	1.5	1.0	2.0	2.0	2.0	2.0	1.5	2.0	2.0	1.5	51.5	48.5						
2	N Slamey (M)	2	2.5	1.5	1.0	0.5	0.5	1.0	3.0	1.5	1.5	0.5	1.5	0.5	1.0	1.0	44.0	42.0	7.5					
3	G Reynolds (M)	9	DNS	DNS	DNS	1.0	3.0	1.0	0.5	2.5	1.5	1.5	2.5	1.5	2.5	0.5	41.0	41.0	1.0					
4	S Gray (M)	1	DNS	DNS	1.5	0.5	1.5	1.5	2.5	1.0	1.5	0.5	1.0	0.5	1.5	0.5	34.0	34.0	7.0					
5	J Dudley (M)	3	DNS	DNS	DNS	DNS	DNS	1.0	3.5	0.5	0.5	1.0	0.5	1.0	2.5	1.5	33.0	33.0	1.0					
6	S Goodlip (M)	5	2.5	3.0	4.0	DNS	DNS	0.5	2.5	DNS	DNS	DNS	2.0	3.0	1.5	1.0	29.0	29.0	4.0					
7	S Whittaker (M)	4	DNS	DNS	1.5	1.5	1.5	2.0	1.5	1.5	1.0	1.0	1.0	1.5	1.5	1.5	27.0	27.0	2.0					
8	K Spink (M)	3	DNS	DNS	DNS	1.5	2.5	1.5	1.0	DNS	DNS	DNS	1.0	1.0	DNS	DNS	23.0	23.0	4.0					
9	B Johnson (M)	3	DNS	DNS	DNS	DNS	DNS	DNS	DNS	DNS	DNS	DNS	DNS	DNS	DNS	DNS	18.0	18.0	5.0					
10	P Rees (M)	2	1.0	3.0	DNS	1.5	1.5	DNS	DNS	DNS	DNS	DNS	DNS	DNS	DNS	DNS	13.5	13.5	4.5					
Pos	(Early Parents)	Wins	720	721	722	723	724	725	726	727	728	729	730	731	732	733	Total	75%	Diff					
1	A Woodhouse	8	2.0	1.0	0.5	2.0	2.0	1.5	2.0	1.0	1.0	1.5	DNS	DNS	2.0	2.0	43.5	43.5						
2	D Hughes-Dowd	7	1.0	1.5	2.0	N/A	N/A	1.0	1.0	2.0	2.0	0.5	2.0	1.0	DNS	DNS	41.0	41.0	2.5					
3	M Graham	5	0.5	2.0	3.5	DNS	DNS	DNS	0.5	1.5	1.5	4.0	DNS	DNS	DNS	DNS	38.0	38.0	3.0					
4	J Crunden	7	DNS	DNS	DNS	DNS	DNS	DNS	DNS	DNS	DNS	1.5	1.5	2.0	1.0	1.0	36.0	36.0	2.0					
5	S Whittaker (M)	2	DNS	DNS	1.5	1.5	1.5	2.0	1.5	N/A	N/A	1.0	1.0	1.5	1.5	1.5	24.5	24.5	11.5					
6	A Stevenson	1	1.5	0.5	1.0	N/A	N/A	0.5	3.5	DNS	DNS	DNS	DNS	DNS	DNS	DNS	19.0	19.0	5.5					
7	M Dufson		DNS	DNS	DNS	DNS	DNS	DNS	DNS	DNS	DNS	DNS	DNS	DNS	DNS	DNS	8.5	8.5	10.5					
8	J Dudley (M)		DNS	DNS	DNS	DNS	DNS	N/A	N/A	0.5	0.5	N/A	N/A	N/A	N/A	N/A	1.0	1.0	7.5					

Note: Can Still Win Championship, Red are removed scores



Adult 'A' – Nick (2<sup>nd</sup>), Angus (4<sup>th</sup>), winner Reuben Litherland & Simon Goodlip (3<sup>rd</sup>)



DHORC Championship 2025 after Round 29 (2 of 2)																				
Pos	Competitor Name (Adults)	Wins	RBR F1	RBR GC	DO F1V	DO GCB	DO F1T	DO GCV	FIO F1	FIO GC	JAR F1	JAR GC	PUK F1	PUK GC	DON F1	TR F1	TR GC	Total	Best (75%)	Diff
			15-Jul	15-Jul	22-Jul	22-Jul	22-Jul	22-Jul	05-Aug	05-Aug	23-Sep	23-Sep	30-Sep	30-Sep	21-Oct	11-Nov	11-Nov	Scores	Scores	
1	A Smith (M)	12	48	50	12	38	34	49	41	50	31	39	38	50	DNS	31	33	1157	1083	
2	R Litherland	3	34	38	31	17	24	34	29	38	41	38	36	34	38	45	48	1001	903	180
3	N Sismey (M)		29	29	19	15	31	39	24	29	29	29	28	28	31	38	38	827	743	160
4	C Bowles	8	DNS	DNS	24	22	47	13	DNS	DNS	34	45	48	31	46	DNS	DNS	726	726	17
5	L Pateman		38	24	34	26	15	31	33	24	28	27	29	38	24	DNS	DNS	694	694	32
6	L Blacker		28	28	18	18	29	18	23	28	27	26	27	29	26	29	28	758	682	12
7	S Goodlip (M)	4	33	34	DNS	DNS	DNS	DNS	45	31	47	31	DNS	DNS	DNS	39	34	630	630	52
8	S Gray (M)		DNS	DNS	25	23	25	24	21	20	26	24	26	25	DNS	25	26	567	567	63
9	C Blake		25	25	12	22	13	29	DNS	DNS	DNS	DNS	20	22	DNS	22	23	517	517	50
10	J Dudley		24	23	27	12	21	22	20	17	23	21	24	23	23	23	21	513	513	4
11	G Reynolds (M)		DNS	DNS	22	34	16	16	18	18	24	22	21	20	21	21	22	503	503	10
12	L Smith		27	31	28	29	28	11	27	25	DNS	DNS	DNS	DNS	38	DNS	DNS	501	501	2
13	D Latham		DNS	DNS	16	20	22	23	DNS	DNS	25	28	31	27	27	DNS	DNS	496	496	5
14	D Hughes-Dowd		21	20	24	13	14	27	26	23	19	19	18	17	20	19	20	514	488	8
15	A Woodhouse	2	DNS	DNS	47	47	15	21	16	15	20	16	16	16	18	16	17	487	487	1
16	D Turnbull		DNS	DNS	DNS	DNS	DNS	DNS	25	26	DNS	DNS	25	26	29	28	27	448	448	39
17	M Graham		19	19	20	27	19	14	15	16	16	17	17	18	16	17	16	394	394	54
18	J Wardie		DNS	DNS	21	11	23	25	17	19	22	23	22	21	DNS	27	24	374	374	20
19	J Crunden		22	21	29	21	27	20	DNS	DNS	17	18	19	19	19	18	18	373	373	1
20	K Spink (M)		23	25	16	16	11	15	19	21	DNS	DNS	DNS	DNS	25	24	25	346	346	27
21	S Whittaker (M)		20	22	DNS	DNS	DNS	DNS	DNS	DNS	18	20	DNS	DNS	17	20	19	344	344	2
22	N Jarram		DNS	DNS	17	26	26	17	DNS	DNS	21	25	DNS	DNS	22	DNS	DNS	308	308	36
23	M Dutton		26	27	18	31	19	12	DNS	DNS	DNS	DNS	DNS	DNS	DNS	DNS	DNS	225	225	83
24	A Stevenson		DNS	DNS	38	14	20	20	DNS	DNS	DNS	DNS	DNS	DNS	DNS	DNS	DNS	221	221	4
25	P Rees (M)		DNS	DNS	13	24	12	26	DNS	DNS	DNS	DNS	DNS	DNS	DNS	DNS	DNS	203	203	18
26	B Johnson (M)		DNS	DNS	26	29	39	28	DNS	DNS	DNS	DNS	23	24	DNS	DNS	DNS	169	169	34
27	M Blake		DNS	DNS	DNS	DNS	DNS	DNS	DNS	DNS	DNS	DNS	DNS	DNS	DNS	DNS	DNS	136	136	33
28	J Mills		DNS	DNS	DNS	DNS	DNS	DNS	DNS	DNS	DNS	DNS	DNS	DNS	DNS	DNS	DNS	132	132	4
29	JJ Hughes-Dowd		DNS	DNS	DNS	DNS	DNS	DNS	28	27	DNS	DNS	DNS	DNS	DNS	DNS	DNS	84	84	48
30	L Hobson		DNS	DNS	DNS	DNS	DNS	DNS	DNS	DNS	DNS	DNS	DNS	DNS	28	26	29	83	83	1
31	A Turnbull		DNS	DNS	DNS	DNS	DNS	DNS	34	34	DNS	DNS	DNS	DNS	DNS	DNS	DNS	68	68	15
32	JT Hughes-Dowd		DNS	DNS	DNS	DNS	DNS	DNS	22	22	DNS	DNS	DNS	DNS	DNS	DNS	DNS	55	55	13
Pos	(Juniors)	Wins	734	735	736	737	738	739	740	741	742	743	744	745	746	747	748	Total	75%	Diff
1	JJ Hughes-Dowd	18	43	47	31	28	47	38	50	50	50	50	50	50	43	43	50	1233	1176	
2	J Woodhouse	4	DNS	DNS	30	31	26	29	38	34	31	34	34	38	45	45	38	867	867	309
3	JT Hughes-Dowd	3	34	38	29	28	38	26	31	38	34	38	DNS	DNS	31	DNS	DNS	796	796	71
4	L Whittaker	1	29	31	26	29	32	50	28	31	29	29	29	34	29	34	34	882	776	20
5	J Graham	1	45	29	34	31	28	34	34	29	38	28	38	29	34	DNS	DNS	852	852	124
6	B Crunden	1	DNS	DNS	49	38	34	28	DNS	DNS	28	31	31	31	28	31	31	641	641	11
7	M Blake		31	38	DNS	DNS	DNS	DNS	DNS	DNS	DNS	DNS	DNS	DNS	DNS	DNS	DNS	391	391	250
8	E Woodhouse		DNS	DNS	38	34	31	31	29	28	DNS	DNS	DNS	DNS	27	DNS	DNS	298	298	93
9	T Stevenson	1	DNS	DNS	27	47	27	27	DNS	DNS	DNS	DNS	DNS	DNS	DNS	DNS	DNS	276	276	22
10	Z Brazell		DNS	DNS	DNS	DNS	DNS	DNS	DNS	DNS	DNS	DNS	DNS	DNS	DNS	DNS	DNS	248	248	28
Pos	(Masters)	Wins	734	735	736	737	738	739	740	741	742	743	744	745	746	747	748	Total	75%	Diff
1	A Smith (M)	7	2.0	2.0	1.0	4.0	3.5	4.0	1.5	2.0	0.5	1.0	1.5	2.0	DNS	2.5	0.5	51.5	49.5	
2	N Sismey (M)	2	1.5	1.5	3.0	1.5	3.0	3.5	0.5	1.5	1.5	1.5	1.0	1.0	0.5	1.5	3.5	44.0	42.0	7.5
3	G Reynolds (M)	9	DNS	DNS	3.5	4.0	2.0	1.0	0.5	2.5	2.5	1.0	2.5	1.5	0.5	0.5	1.0	41.0	41.0	1.0
4	S Gray (M)	1	DNS	DNS	2.0	2.0	2.0	3.0	0.5	1.5	1.5	0.5	1.5	1.0	DNS	1.0	3.5	34.0	34.0	7.0
5	J Dudley (M)	3	0.5	1.5	3.0	1.0	2.5	2.0	1.5	1.5	1.5	0.5	0.5	1.5	1.5	1.5	0.5	33.0	33.0	1.0
6	S Goodlip (M)	6	0.5	1.0	DNS	DNS	DNS	DNS	2.0	0.5	2.0	0.5	DNS	DNS	DNS	1.0	1.5	20.0	20.0	4.0
7	S Whittaker (M)	4	1.0	2.0	DNS	DNS	DNS	DNS	DNS	DNS	1.0	2.0	DNS	DNS	0.5	2.0	1.5	27.0	27.0	2.0
8	K Spink (M)	3	1.5	3.0	1.5	1.0	0.5	1.0	1.0	0.5	DNS	DNS	DNS	DNS	3.0	0.5	1.0	23.0	23.0	4.0
9	B Johnson (M)	3	DNS	DNS	2.5	3.5	4.0	4.0	DNS	DNS	DNS	DNS	1.5	2.5	DNS	DNS	DNS	18.0	18.0	5
10	P Rees (M)	2	DNS	DNS	0.5	3.5	1.0	1.5	DNS	DNS	DNS	DNS	DNS	DNS	DNS	DNS	DNS	13.5	13.5	4.5
Pos	(Early Parents)	Wins	734	735	736	737	738	739	740	741	742	743	744	745	746	747	748	Total	75%	Diff
1	A Woodhouse	8	DNS	DNS	4.0	4.0	2.5	3.5	2.0	1.5	2.0	1.5	0.5	0.5	1.0	1.5	0.5	43.5	43.5	
2	D Hughes-Dowd	7	1.5	1.0	2.5	1.5	1.5	4.0	N/A	N/A	1.5	1.5	1.5	1.0	4.0	3.5	2.0	41.0	41.0	2.5
3	M Graham	5	0.5	0.5	2	3	3	2	1.5	2.0	1.5	2.5	1.0	1.5	1.5	0.5	1.5	38.0	38.0	3.0
4	J Crunden	7	2.0	1.5	3.0	2.5	4.0	3.0	DNS	DNS	2.5	1.0	2.0	2.0	1.5	1.0	3.0	36.0	36.0	2.0
5	S Whittaker (M)	2	1.0	2.0	DNS	DNS	DNS	DNS	DNS	DNS	1.0	2.0	DNS	DNS	0.5	2	1.5	24.5	24.5	11.5
6	A Stevenson	1	DNS	DNS	3.5	2.0	3.5	3.0	DNS	DNS	DNS	DNS	DNS	DNS	DNS	DNS	DNS	19.0	19.0	5.5
7	M Dutton		DNS	DNS	1.5	3.5	2.0	1.5	DNS	DNS	DNS	DNS	DNS	DNS	DNS	DNS	DNS	8.5	8.5	10.5
8	J Dudley (M)		N/A	N/A	N/A	N/A	N/A	N/A	N/A	N/A	N/A	N/A	N/A	N/A	N/A	N/A	N/A	1.0	1.0	7.5

Note: Can Still Win Championship. Best are removed scores

# TROIS - RIVIÈRES

GROUP A	GROUP B	GROUP C
Y N SISMEY	Y A SMITH	Y G REYNOLDS
G J DUDLEY	G L BLACKER	G
R K SPINK	R S GOODUP	R J WARDLE
B L HOBSON	B R LITHERLAND	B S GRAY
GROUP D	GROUP E	GROUP F
Y J CRUNDEN	Y B CRUNDEN	Y C YOUALET
G A WOODHOUSE	G J WOODHOUSE	G M GRAHAM
R D HUGHES-DODD	R J J. HUGHES-DODD	R D TURNOLL
B S WHITTAKER	B L WHITTAKER	B C BLAKE
GROUP G	GROUP H	GROUP I
Y	Y	Y
G	G	G
R	R	R
B	B	B

F1  
 A 1 REUBEN  
 2 NICK  
 3 SIMON

J  
 JJ  
 JELSON  
 LUCA

GC  
 A 1 REUBEN  
 2 NICK  
 3 SIMON

DHORC Final Challenge 2025 Round 29 (1 of 2)																		
Pos	Competitor Name (Adult)	Wins	MIA F1	MIA GC	INT F1	CAD F1	CAD GC	MON GC	LB F1	ZAN F1	ZAN GC	NAS GC	DUJ F1	DUJ GC	SHA F1	SHA GC	Results	
			1	2	3	4	5	6	7	8	9	10	11	12	13	14	(33)	Turn Up
			07-Jan	07-Jan	28-Jan	18-Feb	18-Feb	11-Mar	01-Apr	29-Apr	29-Apr	13-May	03-Jun	03-Jun	24-Jun	24-Jun	Points	Rate
1	L Blacker	16	1.5	1.5	2.5	7.0	1.5	1.0	0.5	2.5	2.5	1.0	3.0	5.5	1.0	2.5	65.5	100.00%
2	R Litherland	14	1.0	0.5	1.5	4.0	2.5	1.5	1.5	3.5	2.5	1.5	1.0	1.5	1.0	2.5	61.0	100.00%
3	A Smith (M)	14	1.5	2.0	1.5	1.0	1.5	1.0	2.0	2.0	2.0	2.0	1.5	2.0	2.0	1.5	51.5	96.55%
4	L Smith	13	2.5	2.5	3.0	DNS	DNS	7.5	DNS	DNS	DNS	3.0	2.5	0.5	2.5	1.5	47.5	62.07%
4	D Hughes-Dowd	10	1.0	1.5	2.0	1.5	0.0	1.0	1.0	2.0	2.0	0.5	2.0	1.0	DNS	DNS	47.5	93.10%
6	N Siemey (M)	3	2.5	1.5	1.0	0.5	0.5	1.0	3.0	1.5	1.5	0.5	1.5	0.5	1.0	1.0	44.0	100.00%
7	A Woodhouse	10	2.0	1.0	0.5	2.0	2.0	1.5	2.0	1.0	1.0	1.5	DNS	DNS	2.0	2.0	43.5	86.21%
8	G Reynolds (M)	8	DNS	DNS	DNS	1.0	3.0	1.0	0.5	2.5	1.5	1.5	2.5	1.5	2.5	0.5	41.0	88.89%
9	C Bowles	11	2.0	1.5	0.5	3.0	2.0	2.0	1.0	0.5	1.5	DNS	DNS	DNS	1.5	2.0	38.0	68.97%
9	M Graham	6	0.5	2.0	3.5	DNS	DNS	DNS	0.5	1.5	1.5	4.0	DNS	DNS	DNS	DNS	38.0	75.86%
11	J Crunden	7	DNS	DNS	DNS	DNS	DNS	0.0	0.0	DNS	DNS	1.5	1.5	2.0	1.0	1.0	36.0	83.33%
12	L Pateman	5	1.5	0.5	1.0	0.5	1.0	5.5	1.5	1.0	1.0	0.5	DNS	DNS	DNS	DNS	35.5	79.31%
13	S Gray (M)	2	DNS	DNS	1.5	0.5	1.5	1.5	2.5	1.0	1.5	0.5	1.0	0.5	1.5	0.5	34.0	88.89%
14	J Dudley (M)	2	DNS	DNS	DNS	DNS	DNS	1.0	3.5	0.5	0.5	1.0	0.5	1.0	2.5	1.5	33.0	100.00%
15	C Blake	2	0.5	0.5	1.5	1.0	1.5	0.5	1.0	1.0	2.5	1.0	1.5	1.5	1.0	1.5	32.5	82.76%
16	D Latham	5	1.5	1.5	0.5	2.5	1.0	0.5	1.5	DNS	DNS	DNS	1.5	0.5	2.5	1.0	31.5	68.97%
17	J Wardle	3	DNS	DNS	DNS	0.5	1.5	0.0	1.5	DNS	DNS	2.5	DNS	DNS	1.5	1.0	29.0	73.08%
17	S Goodlip (M)	9	2.5	3.0	4.0	DNS	DNS	0.5	2.5	DNS	DNS	DNS	2.0	3.0	1.5	1.0	29.0	58.62%
19	S Whittaker	4	DNS	DNS	1.5	1.5	1.5	2.0	1.5	1.5	1.0	1.0	1.0	1.5	1.5	1.5	27.0	70.37%
20	N Jarram	3	DNS	DNS	DNS	0.5	1.0	1.0	1.0	DNS	DNS	1.5	DNS	DNS	1.5	0.5	25.0	53.85%
21	A Stevenson	2	1.5	0.5	1.0	1.5	2.5	0.5	3.5	DNS	DNS	DNS	DNS	DNS	DNS	DNS	23.0	37.93%
21	K Spink (M)	3	DNS	DNS	DNS	1.5	2.5	1.5	1.0	DNS	DNS	DNS	1.0	1.0	DNS	DNS	23.0	62.96%
23	D Turnbull	2	1.0	1.0	1.5	1.0	3.0	0.5	1.0	DNS	DNS	3.5	0.5	1.0	DNS	DNS	22.0	58.62%
24	M Dufson	2	1.0	1.0	1.0	DNS	DNS	DNS	DNS	DNS	DNS	3.5	DNS	DNS	DNS	DNS	19.0	34.48%
25	B Johnson	3	DNS	DNS	DNS	DNS	DNS	DNS	DNS	DNS	DNS	DNS	DNS	DNS	DNS	DNS	18.0	46.15%
26	P Rees (M)	1	1.0	3.0	DNS	1.5	1.5	DNS	DNS	DNS	DNS	DNS	DNS	DNS	DNS	DNS	13.5	27.59%
27	M Blake	3	DNS	DNS	2.5	1.5	0.5	1.5	0.5	DNS	DNS	DNS	DNS	DNS	1.0	5.5	13.0	25.93%
28	JT Hughes-Dowd	3	DNS	DNS	DNS	1.5	DNS	DNS	DNS	DNS	DNS	DNS	DNS	DNS	DNS	DNS	9.5	11.54%
29	J Mills	1	DNS	DNS	DNS	DNS	DNS	0.5	3.5	1.5	1.0	DNS	DNS	DNS	0.5	1.0	8.0	25.00%
30	A Turnbull	1	DNS	DNS	DNS	DNS	DNS	DNS	DNS	DNS	DNS	DNS	DNS	DNS	DNS	DNS	4.0	22.22%
30	L Hobson		DNS	DNS	DNS	DNS	DNS	DNS	DNS	DNS	DNS	DNS	DNS	DNS	DNS	DNS	4.0	100.00%
31	JJ Hughes-Dowd		DNS	DNS	DNS	1.5	DNS	DNS	DNS	DNS	DNS	DNS	DNS	DNS	DNS	DNS	3.0	12.00%
Pos	(Junior)	Wins	720	721	722	723	724	725	726	727	728	729	730	731	732	733	Points	Rate
1	JJ Hughes-Dowd	18	2.0	2.0	2.0	2.0	2.0	2.0	2.0	1.5	2.0	1.5	1.5	DNS	DNS		53.5	93.10%
2	L Whittaker	7	1.0	1.5	2.5	1.5	2.5	3.5	1.0	1.0	2.5	1.0	1.0	1.0	1.5	1.5	48.0	100.00%
3	JT Hughes-Dowd	7	2.5	1.5	1.5	1.0	1.5	DNS	0.5	1.5	2.0	1.5	2.0	2.0	DNS	DNS	38.0	75.86%
4	J Graham	5	1.5	2.5	1.0	DNS	DNS	DNS	3.5	2.5	1.5	1.5	DNS	DNS	DNS	DNS	37.5	68.97%
5	B Crunden	6	DNS	DNS	DNS	DNS	DNS	1.0	0.5	1.5	1.0	2.5	3.0	0.5	3.0	1.0	34.5	83.33%
6	J Woodhouse	4	1.5	1.0	DNS	1.5	1.0	1.5	1.0	1.0	1.0	1.0	DNS	DNS	2.0	2.0	33.5	82.76%
7	M Blake	4	DNS	DNS	1.5	2.5	1.5	2.5	0.5	0.5	0.5	DNS	1.5	1.5	1.5	2.5	20.5	48.15%
8	E Woodhouse		DNS	DNS	1.0	DNS	DNS	1.0	1.5	DNS	DNS	DNS	DNS	DNS	DNS	DNS	18.0	37.04%
9	T Stevenson	2	1.0	1.0	2.5	DNS	DNS	0.5	1.0	DNS	DNS	DNS	DNS	DNS	DNS	DNS	13.0	31.03%
10	Z Brazell	2	DNS	DNS	1.5	DNS	DNS	1.0	3.5	DNS	DNS	0.5	0.5	3.0	0.5	1.5	12.0	29.63%
Turn Up Rates			100%	100%	93.10%	77.14%	71.43%	82.05%	87.18%	56.41%	56.41%	66.67%	56.41%	56.41%	61.54%	61.54%	AVE	66.00%

		DHORC Final Challenge 2025 Round 29 (2 of 2)																		Results	
Pos	Competitor Name (Adult)	Wins	RBR F1	RBR GC	DO FTV	DO GCB	DO FIT	DO GCV	FIO F1	FIO GC	JAR F1	JAR GC	PUK F1	PUK GC	DON F1	TR F1	TR GC	(33)	Turn Up		
			15-Jul	15-Jul	22-Jul	22-Jul	22-Jul	22-Jul	05-Aug	05-Aug	23-Sep	23-Sep	30-Sep	30-Sep	21-Oct	11-Nov	11-Nov			Points	Rate
1	L Blacker	16	1.0	1.0	2.5	1.5	4.0	1.5	1.5	3.0	2.5	1.5	0.5	1.5	1.5	5.5	3.0	65.5	100.00%		
2	R Litherland	14	3.0	1.5	4.0	1.0	1.5	3.0	1.5	1.5	1.5	7.0	3.0	1.0	2.0	2.0	61.0	100.00%			
3	A Smith (M)	14	2.0	2.0	1.0	4.0	3.5	4.0	1.5	2.0	0.5	1.0	1.5	2.0	DNS	2.5	0.5	51.5	96.55%		
4	L Smith	13	2.5	2.5	3.5	3.5	2.5	0.5	2.5	1.0	DNS	DNS	DNS	DNS	3.5	DNS	DNS	47.5	62.07%		
4	D Hughes-Dowd	10	1.5	1.0	2.5	1.5	1.5	4.0	3.5	1.5	1.5	1.5	1.0	4.0	3.5	2.0	47.5	93.10%			
6	N Sismey (M)	3	1.5	1.5	3.0	1.5	3.0	3.5	0.5	1.5	1.5	1.0	1.0	0.5	1.5	3.5	44.0	100.00%			
7	A Woodhouse	10	DNS	DNS	4.0	4.0	2.5	3.5	2.0	1.5	2.0	1.5	0.5	0.5	1.0	1.5	0.5	43.5	86.21%		
8	G Reynolds (M)	8	DNS	DNS	3.5	4.0	2.0	1.0	0.5	2.5	2.5	1.0	2.5	1.5	0.5	0.5	1.0	41.0	88.89%		
9	C Bowles	11	DNS	DNS	1.5	3.0	4.0	0.5	DNS	DNS	3.0	4.0	2.0	0.5	2.0	DNS	DNS	38.0	68.97%		
9	M Graham	6	0.5	0.5	2.0	3.0	3.0	2.0	1.5	2.0	1.5	2.5	1.0	1.5	1.5	0.5	1.5	38.0	75.86%		
11	J Crunden	7	2.0	1.5	3.0	2.5	4.0	3.0	DNS	DNS	2.5	1.0	2.0	2.0	1.5	1.0	3.0	36.0	83.33%		
12	L Pateman	5	1.5	0.5	4.0	2.5	0.5	2.5	2.5	2.5	1.0	0.5	1.5	1.5	0.5	DNS	DNS	35.5	79.31%		
13	S Gray (M)	2	DNS	DNS	2.0	2.0	2.0	3.0	0.5	1.5	1.5	0.5	1.5	1.0	DNS	1.0	3.5	34.0	88.89%		
14	J Dudley (M)	2	0.5	1.5	3.0	1.0	2.5	2.0	1.5	1.5	1.5	0.5	0.5	1.5	1.5	1.5	0.5	33.0	100.00%		
15	C Blake	2	3.0	1.5	1.0	2.0	1.5	2.0	DNS	DNS	DNS	DNS	1.5	1.0	DNS	1.0	1.5	32.5	82.76%		
16	D Latham	5	DNS	DNS	1.5	2.5	1.0	2.5	DNS	DNS	1.0	3.0	0.5	2.5	2.5	DNS	DNS	31.5	68.97%		
17	J Wardle	3	DNS	DNS	4.0	0.5	3.0	3.5	1.5	1.0	1.0	1.5	1.0	2.5	DNS	0.5	0.5	29.0	73.08%		
17	S Goodlip (M)	9	0.5	1.0	DNS	DNS	DNS	DNS	2.0	0.5	2.0	0.5	DNS	DNS	DNS	1.0	1.5	29.0	58.62%		
19	S Whittaker	4	1.0	2.0	DNS	DNS	DNS	DNS	DNS	DNS	1.0	2.0	DNS	DNS	0.5	2.0	1.5	27.0	70.37%		
20	N Jarram	3	DNS	DNS	2.0	4.0	3.5	4.0	DNS	DNS	0.5	3.0	DNS	DNS	1.0	DNS	DNS	25.0	53.85%		
21	A Stevenson	2	DNS	DNS	3.5	2.0	3.5	3.0	DNS	DNS	DNS	DNS	DNS	DNS	DNS	DNS	DNS	23.0	37.93%		
21	K Spink (M)	3	1.5	3.0	1.5	1.0	0.5	1.0	1.0	0.5	DNS	DNS	DNS	DNS	3.0	0.5	1.0	23.0	62.96%		
23	D Turnbull	2	DNS	DNS	DNS	DNS	DNS	DNS	1.0	1.5	DNS	DNS	1.0	1.5	1.5	1.0	0.5	22.0	58.62%		
24	M Dutton	2	1.5	2.5	1.5	3.5	2.0	1.5	DNS	DNS	DNS	DNS	DNS	DNS	DNS	DNS	DNS	19.0	34.48%		
25	B Johnson	3	DNS	DNS	2.5	3.5	4.0	4.0	DNS	DNS	DNS	DNS	1.5	2.5	DNS	DNS	DNS	18.0	46.15%		
26	P Rees (M)	1	DNS	DNS	0.5	3.5	1.0	1.5	DNS	DNS	DNS	DNS	DNS	DNS	DNS	DNS	DNS	13.5	27.59%		
27	M Blake	3	DNS	DNS	DNS	DNS	DNS	DNS	DNS	DNS	DNS	DNS	DNS	DNS	DNS	DNS	DNS	13.0	25.93%		
28	JT Hughes-Dowd	3	DNS	DNS	DNS	DNS	DNS	DNS	5.0	3.0	DNS	DNS	DNS	DNS	DNS	DNS	DNS	9.5	11.54%		
29	J Mills	1	DNS	DNS	DNS	DNS	DNS	DNS	DNS	DNS	DNS	DNS	DNS	DNS	DNS	DNS	DNS	8.0	25.00%		
30	A Turnbull	1	DNS	DNS	DNS	DNS	DNS	DNS	1.0	3.0	DNS	DNS	DNS	DNS	DNS	DNS	DNS	4.0	22.22%		
30	L Hobson		DNS	DNS	DNS	DNS	DNS	DNS	DNS	DNS	DNS	DNS	DNS	DNS	1.0	1.5	1.5	4.0	100.00%		
31	JJ Hughes-Dowd		DNS	DNS	DNS	DNS	DNS	DNS	1.0	0.5	DNS	DNS	DNS	DNS	DNS	DNS	DNS	3.0	12.00%		
Pos	(Junior)	Wins	734	735	736	737	738	739	740	741	742	743	744	745	746	747	748	Points	Rate		
1	JJ Hughes-Dowd	18	1.5	2.0	2.5	0.5	4.0	3.5	2.0	2.0	2.0	2.0	2.0	2.0	1.5	1.5	2.0	53.5	93.10%		
2	L Whittaker	7	1.5	2.5	0.5	2.0	2.0	4.0	1.0	2.5	1.5	1.5	1.5	1.0	1.5	1.0	1.0	48.0	100.00%		
3	JT Hughes-Dowd	7	1.0	1.0	2.0	1.5	3.5	0.5	2.5	1.5	3.0	3.5	DNS	DNS	0.5	DNS	DNS	38.0	75.86%		
4	J Graham	5	2.0	1.5	3.0	1.5	1.5	3.0	1.0	1.5	1.5	1.0	1.5	1.5	3.0	DNS	DNS	37.5	68.97%		
5	B Crunden	6	DNS	DNS	4.0	3.5	3.0	1.5	DNS	DNS	1.0	0.5	2.5	2.5	1.0	0.5	0.5	34.5	83.33%		
6	J Woodhouse	4	DNS	DNS	2.0	2.5	0.5	2.0	1.5	1.0	0.5	1.0	1.0	1.5	2.0	2.0	1.5	33.5	82.76%		
7	M Blake	4	2.5	1.5	DNS	DNS	DNS	DNS	DNS	DNS	DNS	DNS	DNS	DNS	DNS	DNS	DNS	20.5	48.15%		
8	E Woodhouse		DNS	DNS	3.5	3.0	2.5	2.5	1.5	1.0	DNS	DNS	DNS	DNS	0.5	DNS	DNS	18.0	37.04%		
9	T Stevenson	2	DNS	DNS	1.0	4.0	1.0	1.0	DNS	DNS	DNS	DNS	DNS	DNS	DNS	DNS	DNS	13.0	31.03%		
10	Z Brazell	2	DNS	DNS	DNS	DNS	DNS	DNS	DNS	DNS	DNS	DNS	DNS	DNS	DNS	DNS	DNS	12.0	29.63%		
Turn Up Rates			51.28%	51.28%	77.50%	77.50%	77.50%	77.50%	80.98%	80.98%	58.54%	58.54%	56.10%	56.10%	59.52%	52.38%	52.38%	AVE	66.00%		

# Members' Statistics

## ADULT STATISTICS 1992-2025 - AFTER DHORC 748

Sheet 1 of 5 (Note: Highlighted Names are Current 2025 Members, CS = Best Consecutive Results)

MEETINGS (Junior & Adult) ATTENDED			RACES (Junior & Adult) COMPLETED			DRIVER RANKING			FINALS WON			
Pos	ADULT (1st Race)	No	Pos	ADULT	No	Pos	ADULT	SCORE	Pos	ADULT	No	CS
1	P REES (07Jul82)	710	1	P REES	3,964	1	* S GOODLIP	2.750	1	L PATEMAN	293	(5)
2	N SISMEY (07Jul92)	695	2	N SISMEY	3,724	1	* J SISMEY	2.750	2	P REES	255	(3)
3	L PATEMAN (01Sep82)	640	3	L PATEMAN	3,505	3	* W LANDER	2.838	3	S GOODLIP	202	(4)
4	G PEACH (07Jan97)	457	4	G PEACH	2,548	4	* A SMITH	2.963	4	N SISMEY	184	(2)
5	S GOODLIP (01Jun93)	431	5	S GOODLIP	2,210	5	* M CHADWICK	3.813	5	M CHADWICK	117	(3)
6	P BARBER	363	6	P BARBER	2,102	6	* R LITHERLAND	3.913	6	A SMITH	113	(5)
7	A McPEAKE	299	7	A BULLOCK	1,802	7	* C BOWLES	4.099	7	L SMITH	105	(3)
8	A BULLOCK	292	8	A McPEAKE	1,658	8	* J TAGUE	4.538	8	J SISMEY	103	(4)
9	M CHADWICK	287	9	R MASTERS	1,598	9	* T MEASHAM	5.113	9	G PEACH	102	(2)
10	R MASTERS	280	10	M CHADWICK	1,537	10	* J NEALE	5.200	10	D McPEAKE	77	(2)
11	N LAMBERT	269	11	C ROYTHORNE	1,513	11	O L PATEMAN	5.463	11	A McPEAKE	66	(2)
12	D TURNBULL (07Nov13)	263	12	N LAMBERT	1,479	12	* A TURNBULL	5.775	11	A BULLOCK	66	(2)
13	C ROYTHORNE	249	13	L SMITH (1,778)	1,426	13	* K LYE	6.063	13	L BLACKER	65	(3)
14	L SMITH (29May07) (300)	248	14	D McPEAKE	1,366	14	* C ROYTHORNE	6.350	14	J TAGUE	64	(2)
15	D McPEAKE	245	15	R SEAMAN	1,313	15	* G PEACH	6.438	15	N LAMBERT	61	(2)
16	A SMITH (07Jul92)	240	16	J SISMEY (1,957)	1,303	16	* D GARBETT	6.450	15	M ALLSOPP	61	(3)
17	R SEAMAN	235	17	M ALLSOPP	1,265	17	* A McPEAKE	6.488	17	R SEAMAN	60	(2)
18	J SISMEY (331)	211	18	D TURNBULL	1,264	18	* R SEAMAN	6.550	18	W LANDER	56	(2)
19	M ALLSOPP	203	19	A SMITH	1,081	19	* P REES	6.650	19	C ROYTHORNE	55	(2)
20	J LAMB	179	20	J LAMB	1,048	20	* N SISMEY	6.850	20	R MASTERS	54	(2)
21	P LEVERS	166	21	S ANAND	976	21	* L SMITH	7.113	21	S ANAND	53	(3)
22	J TAGUE	165	22	P LEVERS	957	22	* R BLAKE	7.125	22	J LAMB	49	(3)
23	C BOWLES (28Mar95) (239)	163	23	J LYMER	948	23	* T CHADWICK	7.250	22	C BOWLES	49	(3)
24	S GRAY (10Apr18)	159	24	J TAGUE	859	23	* S ANAND	7.250	24	P LEVERS	48	(2)
25	S ANAND	154	25	K ALCOCK	848	25	* A BULLOCK	7.438	25	A HOLLIDAY	43	(3)
26	J LYMER	146	26	D EDWARDS	801	26	* M ALLSOPP	7.488	26	I BRENTNALL	41	(3)
27	L BLACKER (30Apr18)	142	27	C BOWLES (1,128)	726	27	* R CROSSLAND	8.175	26	P BARBER	41	(2)
28	D EDWARDS	139	28	G WESTON	682	28	* L BLACKER	8.538	28	J LYMER	38	(2)
29	K ALCOCK	131	29	A HOLLIDAY	679	29	* D McPEAKE	8.563	29	D TURNBULL	37	(3)
30	B JOHNSON (28Mar94)	127	30	W LANDER	661	30	* D BRENTNALL	8.838	30	JJ HUGHES-DOWD	35	(4)
31	A HOLLIDAY	123	31	L EDWARDS	654	31	* K PAYNE	8.850	30	R LITHERLAND	35	(3)
32	L EDWARDS	116	32	J HOLMES	639	32	* D TURNBULL	8.875	32	B JOHNSON	34	(3)
33	S SMITH	115	33	S GRAY	634	33	* J ROYTHORNE	8.938	33	G WESTON	33	(2)
33	R LAWSON (03Mar15)	115	34	B JOHNSON	598	34	* JJ HUGHES-DOWD	9.000	34	K ALCOCK	30	(3)
35	G WESTON	113	35	S SMITH	581	35	* J LEVERS	9.063	34	A TURNBULL	30	(2)
36	C HENRY	109	36	R LAWSON	577	36	* A DAVIES	9.138	36	D EDWARDS	29	(2)
36	D GARBETT	109	37	L BLACKER	573	37	* P LEVERS	9.188	36	D GARBETT	29	(2)
38	W LANDER	104	38	C HENRY	552	38	* J LYMER	9.288	38	R BLAKE	26	(2)
39	R LITHERLAND (21May13) (253)	101	39	D GARBETT	523	39	* S PANK	9.775	39	D BRENTNALL	25	(5)
40	J HOLMES	98	40	I BRENTNALL	511	40	* D PASSELL	9.850	39	M ROGERS	25	(3)
41	I BRENTNALL	94	41	R CROSSLAND	456	41	* J LAMB	10.063	39	J HOLMES	25	(2)
42	D HUGHES-DOWD (18Oct22)	89	42	T DINGLEY	455	42	* T DINGLEY	10.125	42	J NEALE	24	(2)
43	A TURNBULL (07Nov13) (240)	88	43	J ROYTHORNE	432	43	* B JOHNSON	10.289	43	J LEVERS	22	(3)
44	T DINGLEY	87	44	A TURNBULL (1,294)	399	44	* I BRENTNALL	10.325	43	R CROSSLAND	22	(2)
45	R CROSSLAND	81	45	R BLAKE	383	45	* M KNIGHTON	10.363	45	S MINNIS	21	(3)
45	A WOODHOUSE (09Aug22)	81	46	A STAMPER	366	46	* G WESTON	10.375	45	S PANK	21	(2)
47	A STAMPER	76	47	S PANK	364	47	* D EDWARDS	10.438	45	T DINGLEY	21	(2)
48	S PANK	69	48	J LITHERLAND	362	48	* M ROGERS	10.463	48	J ROYTHORNE	20	(2)
48	J ROYTHORNE	69	49	R LITHERLAND (1,276)	359	49	* D LATHAM	10.701	48	D HUGHES-DOWD	20	(2)
50	JJ HUGHES-DOWD (160)	68	50	S MINNIS	356	50	* S WHITTACKER	11.313	50	C HENRY	19	(2)

(Driver Ranking = Average Position in Qualifying, Final Position, Fastest Lap & Race Laps Over Last 20 club nights)

**ADULT STATISTICS 1992-2025 - AFTER DHORC 748**

Sheet 2 of 5 (Note: Highlighted Names are Current 2025 Members, CS = Best Consecutive Results)

MEETINGS (Junior & Adult)		RACES (Junior & Adult)		DRIVER RANKING		FINALS WON						
ATTENDED		COMPLETED		ADULT		ADULT						
Pos	ADULT (1st Race)	No	Pos	ADULT	No	Pos	No					
51	S MINNIS	67	51	J LEVERS	322	51	* S MINNIS	11.400	51	A FEARN	18	(2)
52	D LATHAM (21Feb23)	65	52	A FEARN (380)	319	52	* D HUGHES-DOWD	11.421	51	S GRAY	18	
53	R BLAKE	62	53	J NEALE	318	53	* JT HUGHES-DOWD	11.500	53	S LANDER	14	(2)
53	J LITHERLAND	62	54	M ROGERS	308	54	* S GRAY	11.713	54	T CHADWICK	13	(2)
53	A STEVENSON (18Oct22)	62	55	D HUGHES-DOWD	297	55	* A WOODHOUSE	11.863	55	J HITCHCOCK	12	(2)
56	J NEALE	60	56	M MARTINEZ	289	56	* J CRUNDEN	12.188	55	P FOXLEY	12	(2)
57	M ROGERS	57	57	K LYE	263	57	* J HOLMES	12.350	55	R LAWSON	12	
58	J LEVERS	53	58	G SCHULE	258	58	* A HOLLIDAY	12.463	55	A WOODHOUSE	12	
59	G SCHULE	52	59	A WOODHOUSE	255	59	* K ALCOCK	12.613	55	D LATHAM	12	
59	M DUTSON (15Mar22)	52	60	C BULLOCK (639)	248	60	* A FEARN	12.625	60	T MEASHAM	11	
61	M GRAHAM (20Feb24)	50	61	D BRETNALL	225	61	* M STURGESS	12.675	60	S SMITH	11	
62	A FEARN	49	61	T CHADWICK (999)	225	62	* N LAMBERT	12.950	60	H SMITH	11	
62	M MARTINEZ	49	63	D LATHAM	217	63	* P FOXLEY	12.963	60	J LAWSON	11	(3)
64	D OLIVER	45	64	D OLIVER	216	64	* H SMITH	13.138	60	JT HUGHES-DOWD	11	(2)
65	D WALKER	42	65	D WALKER	212	65	* G SCHULE	13.238	65	D WALKER	10	
65	K LYE	42	66	A DAVIES	211	66	* J TETLEY	13.313	65	D PASSELL	10	(2)
67	D BRETNALL	41	67	T MEASHAM (758)	208	67	* J LAWSON	13.488	65	L EDWARDS	10	
68	A THOMPSON	39	68	M KNIGHTON	206	68	* C HENRY	13.763	68	S DUNN	9	(2)
69	M KNIGHTON	36	69	A STEVENSON	204	69	* M GRAHAM	13.825	68	K LYE	9	
69	T CHADWICK (183)	36	70	J CHELL	202	70	* D GREEN	13.850	70	G LAMBERT	8	(4)
69	C BULLOCK (102)	36	71	D PASSELL	191	71	* M DUTSON	13.900	70	J LITHERLAND	8	
72	S DUNN	35	72	S DUNN	183	72	* R LAWSON	13.950	70	C COOPER	8	
73	D PASSELL	34	73	A THOMPSON	179	72	* S SMITH	13.950	70	G REYNOLDS	8	
73	A DAVIES	34	74	P FOXLEY	172	74	* J LITHERLAND	14.125	74	R CHADWICK	7	(2)
75	T MEASHAM (126)	33	75	G LAMBERT	168	75	* A STAMPER	14.300	74	A DAVIES	7	
75	JT HUGHES-DOWD (81)	33	76	M STURGESS	163	76	* J DUDLEY	14.313	74	J CRUNDEN	7	
77	G LAMBERT	32	77	S SUMNER	157	77	* R MASTERS	14.325	77	M JUBB	6	
77	P FOXLEY	32	77	M GRAHAM	157	78	* M HOLLAND	14.375	77	A STAMPER	6	
79	J CHELL	30	79	B BRUCE	148	79	* N CHATTLE	14.488	77	C BULLOCK	6	
80	M STURGESS	29	79	M DUTSON	148	80	* B BRUCE	14.563	77	K PAYNE	6	
81	R HITCHCOCK	27	81	R CHADWICK	146	81	* A STEVENSON	14.588	77	J TETLEY	6	(2)
81	R CHADWICK	27	82	J TETLEY	143	82	* C BLAKE	14.760	77	T BALDOCK	6	
83	S SUMNER	26	83	K PAYNE	140	83	* L EDWARDS	14.800	77	M GRAHAM	6	(2)
84	B BRUCE	25	84	R HITCHCOCK	138	84	* C BULLOCK	15.138	84	C SCHOFIELD	5	(2)
85	C STANNARD	24	85	M HOLLAND	129	85	* G REYNOLDS	15.574	84	AJ McPEAKE	5	(2)
85	H SMITH (137)	24	86	J HITCHCOCK	127	86	* D OLIVER	15.688	84	I HOLLAND	5	
85	J LAWSON (18Aug15) (108)	24	87	C SCHOFIELD	124	87	* S DUNN	15.963	84	M TANSLEY	5	
85	C BLAKE (07Jan25)	24	88	I HOLLAND	120	88	* A THOMPSON	16.063	84	D OLIVER	5	
85	G REYNOLDS (18Feb25)	24	88	D GREEN	120	89	* G LAMBERT	16.175	84	D GREEN	5	
85	J DUDLEY (11Mar25)	24	90	N CHATTLE	119	90	* S SUMNER	16.425	84	J CHELL	5	
91	I HOLLAND	23	91	S LANDER	118	91	* M MARTINEZ	16.763	84	R JAMES	5	
91	J HITCHCOCK	23	91	C STANNARD	118	92	* J CHELL	17.138	92	S REVITT	4	(2)
91	C SCHOFIELD	23	93	T HAGUES	111	93	* C STANNARD	17.325	92	R HITCHCOCK	4	
91	D GREEN	23	94	R JAMES	105	94	* R HITCHCOCK	18.063	92	M KNIGHTON	4	
91	M HOLLAND	23	95	C CARRINGTON	100	95	* C SCHOFIELD	18.113	92	M STURGESS	4	
91	K PAYNE	23	96	M JUBB	99	96	* D WALKER	18.163	92	M BLOOD	4	
91	S WHITTAKER (26Nov24)	23	97	JJ HUGHES-DOWD (405)	98	97	* P BARBER	18.938	92	S WHITTAKER	4	
98	J TETLEY	21	98	C BRADFORD	97	98	* J HITCHCOCK	21.388	98	S PATCHING	3	
99	N CHATTLE	20	99	P MELLOR	93	99	* R CHADWICK	22.013	98	C NORRIS	3	
99	J CRUNDEN (11Mar25)	20	100	G REYNOLDS	83	100	* I HOLLAND	22.288	98	J HENRY	3	

ADULT STATISTICS 1992-2025 - AFTER DHORC 748

Sheet 3 of 5 (Note: Highlighted Names are Current 2025 Members, CS = Best Consecutive Results)

MEETINGS (Junior & Adult)		RACES (Junior & Adult)		DRIVER RANKING		FINALS WON						
ATTENDED		COMPLETED		ADULT		ADULT						
Pos	ADULT (1st Race)	No	Pos	ADULT	No	Pos	SCORE	Pos	ADULT	No	CS	
101	M JUBB	19	101	N MAFFIN	82	N/A	T BALDOCK	2,593	98	C CARRINGTON	3	
101	J WARDLE (18Feb25)	19	102	P COCKBILL	81	N/A	S REVITT	3,792	98	A HUGHES	3	
103	C CARRINGTON	18	103	S WHITTACKER	79	N/A	S LANDER	4,495	98	M HOLLAND	3	
103	T HAGUES	18	104	C BLAKE	78	N/A	AJ McPEAKE	6,659	98	C STANNARD	3	
105	N MAFFIN	17	104	J DUDLEY	78	N/A	A HUGHES	6,792	98	M BLAKE	3	(2)
105	S LANDER	17	106	D LEVERTON	75	N/A	S WHITE	8,000	98	N JARRAM	3	
105	P MELLOR	17	107	M TANSLEY	73	N/A	L HOBSON	8,333	98	K SPINK	3	
105	C BRADFORD	17	108	YAN SHEN	68	N/A	C SLATER	9,250	108	H VD HEUVEL	2	(2)
105	C COOPER	17	109	J KELLY	67	N/A	L BOWLES	10,357	108	J KELLY	2	
105	K SPINK (18Feb25)	17	110	J CRUNDEN	64	N/A	S SIDDANS	10,417	108	C SLATER	2	(2)
111	P COCKBILL	16	111	S REVITT	63	N/A	J KELLY	10,500	108	YAN SHEN	2	
112	R JAMES	15	112	M WATTS (130)	61	N/A	J GRAHAM	10,625	108	I HALL	2	
113	M TANSLEY	14	112	C COOPER	61	N/A	J HENRY	11,000	108	S SUMNER	2	
113	L BOWLES (92)	14	114	J McDONALD (98)	60	N/A	F HOLMES	11,194	108	B BRUCE	2	
113	N JARRAM (18Feb25)	14	114	J WARDLE	60	N/A	C COOPER	11,500	108	C BRADFORD	2	
116	J KELLY	13	116	M BLOOD	58	N/A	M BLOOD	11,639	108	M MARTINEZ	2	
116	D LEVERTON	13	116	W BLURTON	58	N/A	C ATKINSON	12,125	108	L BOWLES	2	
118	S REVITT	12	116	F HOLMES (827)	58	N/A	J MELLOR	12,650	108	A STEVENSON	2	
118	P PURKIS	12	119	I HALL	57	N/A	A DOBBINS	12,925	108	J DUDLEY	2	
118	M WATTS (25)	12	119	T STACEY	57	N/A	P WRIGHT	13,250	108	C BLAKE	2	
118	T STACEY	12	121	K SPINK	56	N/A	T STACEY	13,271	108	M DUTSON	2	
122	AJ McPEAKE (76)	11	122	T CASH	54	N/A	P ZIMMERMAN	13,500	108	J WARDLE	2	
122	YAN SHEN	11	123	N WRIGHT	52	N/A	M TANSLEY	13,500	123	R GILLARD	1	
124	R GILLARD	10	124	AJ McPEAKE (376)	50	N/A	L COPLEY	13,500	123	D ROYTHORNE	1	
124	A DOBBINS	10	124	T BALDOCK	50	N/A	N WRIGHT	13,596	123	P COCKBILL	1	
124	I HALL	10	126	R GILLARD	49	N/A	C WILKINSON	14,093	123	J JOHNSON	1	
124	J McDONALD (16)	10	126	A DOBBINS	49	N/A	C CARRINGTON	14,111	123	G SCHULE	1	
128	N WRIGHT	9	126	D KENNING	49	N/A	N JARRAM	14,268	123	M WATTS	1	
128	M BLOOD	9	129	P PURKIS	47	N/A	K SPINK	14,662	123	B GEBAUERS	1	
128	T BALDOCK	9	129	N JARRAM	47	N/A	K JEFFRIES	14,698	123	G CLARK	1	
128	T CASH	9	131	A LEE	46	N/A	Da BUCKLEY	14,844	123	L COPLEY	1	
128	F HOLMES (139)	9	131	Z MIDDLETON	46	N/A	S ALLDREAD	14,917	123	A DOBBINS	1	
133	C NORRIS	8	133	Da BUCKLEY	43	N/A	B COOK	15,000	123	C WILKINSON	1	
133	Da BUCKLEY	8	133	J LAWSON (459)	43	N/A	J FLETCHER	15,125	123	R HILL	1	
133	W BLURTON	8	135	A HUGHES (414)	42	N/A	J MILLS	15,417	123	N CHATTLE	1	
133	D KENNING	8	135	H SMITH (637)	42	N/A	W BLURTON	15,438	123	C ATKINSON	1	
137	S PATCHING	7	135	JT HUGHES-DOWD (205)	42	N/A	R HEATON	15,500	123	A THOMPSON	1	
137	G CLARK	7	138	P WRIGHT	40	N/A	R GILLARD	15,575	123	A LEE	1	
137	J HENRY (134)	7	139	G CLARK	39	N/A	R JAMES	15,617	123	D LLOYD	1	
137	R HILL	7	140	S PATCHING	38	N/A	G CLARK	15,750	123	Z MIDDLETON	1	
137	L ELMORE	7	140	C NORRIS	38	N/A	L HENDERSON	15,750	123	T STACEY	1	
137	M BLAKE (20)	7	142	J HENRY (695)	37	N/A	A LEE	15,833	123	F HOLMES	1	
143	D HARROP	6	143	C WILKINSON	35	N/A	D LEVERTON	15,846	123	J McDONALD	1	
143	D HART	6	143	YUAN ZHI	35	N/A	R SPENCER	15,850	123	J GRAHAM	1	
143	P WRIGHT	6	143	L ELMORE	35	N/A	YUAN ZHI	15,875	123	J MILLS	1	
143	C WILKINSON	6	146	D BUCKLEY	33	N/A	R HILL	16,071				
143	A HUGHES (67)	6	147	R HILL	32	N/A	S KERR	16,093				
143	Ch HOLLAND	6	148	D HART	30	N/A	P COCKBILL	16,156				
143	D BUCKLEY	6	148	D HARROP	30	N/A	D LLOYD	16,187				
143	YUAN ZHI	6	148	Ch HOLLAND	30	N/A	S PATCHING	16,179				

**ADULT STATISTICS 1992-2025 - AFTER DHORC 748**

Sheet 4 of 5 (Note: Highlighted Names are Current 2025 Members, CS = Best Consecutive Results)

MEETINGS (Junior & Adult) ATTENDED			RACES (Junior & Adult) COMPLETED				DRIVER RANKING		FINALS WON			
Pos	ADULT (1st Race)	No	Pos	ADULT	No	Pos	ADULT	SCORE	Pos	ADULT	No	CS
143	A LEE	6	151	St BOWMAN	29	N/A	J WARDLE	16.224				
143	Z MIDDLETON	6	151	C BLURTON	29	N/A	Z MIDDLETON	16.250				
143	S KERR	6	153	R SPENCER	28	N/A	J McDONALD	16.375				
143	J MILLS (11Mar25)	6	154	C ATKINSON	27	N/A	D KENNING	16.469				
155	R SPENCER	5	155	K JEFFRIES	26	N/A	L HAYMES	16.500				
155	J MELLOR (87)	5	156	L COPLEY	25	N/A	M BLAKE	16.607				
155	C BLURTON	5	156	D LLOYD	25	N/A	M WATTS	16.625				
158	B GEBAUERS	4	158	S SIDDON	23	N/A	C NORRIS	16.714				
158	C ROBINSON	4	158	J MILLS	23	N/A	T CASH	16.889				
158	S HENDRY	4	160	S KERR	22	N/A	G HADDON	17.000				
158	C ATKINSON	4	161	B GEBAUERS	21	N/A	D HARROP	17.500				
158	K JEFFRIES	4	162	C ROBINSON	20	N/A	St BOWMAN	17.500				
158	W PARKIN	4	162	S HENDRY	20	N/A	YAN SHEN	17.636				
158	St BOWMAN	4	164	L BOWLES (372)	19	N/A	I HALL	17.650				
165	H VD HEUVEL	3	165	W PARKIN	17	N/A	L ZHOU	17.750				
165	J JOHNSON	3	166	J JOHNSON	16	N/A	C ROBINSON	18.000				
165	S ALLDREAD	3	166	J MELLOR (497)	16	N/A	N MAFFIN	18.103				
165	L COPLEY	3	168	S ALLDREAD	15	N/A	D HART	18.208				
165	S SIDDON	3	168	S BENNETT	15	N/A	T HAGUES	18.236				
165	D LLOYD	3	170	H VD HEUVEL	14	N/A	C BRADFORD	18.279				
165	S BENNETT	3	170	P ZIMMERMANN	14	N/A	D BUCKLEY	18.333				
165	L HOBSON (21Oct25)	3	170	L HENDERSON	14	N/A	J ASHCROFT	18.375				
173	D ROYTHORNE	2	173	D ROYTHORNE	11	N/A	B FAHRNER	18.750				
173	J ASHCROFT	2	173	L HOBSON	11	N/A	Ch HOLLAND	18.792				
173	A CARTER	2	175	J ASHCROFT	10	N/A	C BLURTON	18.800				
173	B FAHRNER	2	175	A CARTER	10	N/A	B GEBAUERS	18.875				
173	L ZHOU	2	175	B FAHRNER	10	N/A	S HENDRY	19.188				
173	B COOK	2	175	B COOK	10	N/A	D ROYTHORNE	19.375				
173	J FLETCHER	2	175	J FLETCHER	10	N/A	M JUBB	19.408				
173	L HAYMES	2	175	L HAYMES	10	N/A	S BENNETT	19.417				
173	J GRAHAM (32)	2	175	M BLAKE (99)	10	N/A	J JOHNSON	19.500				
182	S WHITE	1	182	L ZHOU	9	N/A	A HARTLEY	19.750				
182	P DUNNE	1	183	C SLATER	7	N/A	W PARKIN	19.813				
182	A HARTLEY	1	184	T MAKUNI	6	N/A	T MAKUNI	20.000				
182	C SLATER	1	185	S WHITE	5	N/A	P DUNNE	20.750				
182	P ZIMMERMANN	1	185	R HEATON	5	N/A	P MELLOR	20.882				
182	L HENDERSON	1	185	A HARTLEY	5	N/A	A CARTER	21.625				
182	G HADDON (26)	1	185	G HADDON (143)	5	N/A	L ELMORE	21.786				
182	T MAKUNI	1	189	P DUNNE	4	N/A	P PURKIS	22.667				
182	R HEATON	1	190	J GRAHAM (97)	3	N/A	H VD HEUVEL	22.917				

**ADULT STATISTICS 1992-2025, AFTER DHORC 748**

Sheet 5 of 5 (Note: Highlighted Names are Current 2025 Members, CS = Best Consecutive Results)

POLES				IQR's				WINS				FASTEST LAPS				BEST RACE LAPS				CHAMPIONSHIPS		
Pos	ADULT	No	CS	Pos	ADULT	No	CS	Pos	ADULT	No	CS	Pos	ADULT	No	CS	Pos	ADULT	No	CS	YEAR	ADULT	
1	L PATEMAN	132	(7)	1	L PATEMAN	519	(19)	1	L PATEMAN	124	(4)	1	L PATEMAN	294	(14)	1	L PATEMAN	192	(6)	1992	N SISMEY	
2	S GOODLIP	106	(7)	2	N SISMEY	402	(5)	2	S GOODLIP	103	(5)	2	A SMITH	91	(5)	2	A SMITH	97	(4)	1993	J TAGUE	
3	M CHADWICK	101	(9)	3	S GOODLIP	374	(8)	3	N SISMEY	86	(4)	3	S GOODLIP	77	(5)	3	N SISMEY	91	(5)	1994	J TAGUE	
4	A SMITH	98	(5)	4	M CHADWICK	304	(10)	4	M CHADWICK	83	(7)	4	N SISMEY	52	(4)	4	S GOODLIP	88	(5)	1995	J TAGUE (3)	
5	N SISMEY	86	(3)	5	A SMITH	228	(7)	5	A SMITH	80	(4)	5	J TAGUE	48	(5)	5	M CHADWICK	68	(3)	1996	M CHADWICK	
6	J SISMEY	50	(4)	6	J SISMEY	210	(8)	6	J SISMEY	59	(3)	6	J SISMEY	38	(4)	6	J SISMEY	38	(3)	1997	M CHADWICK	
7	W LANDER	42	(11)	7	W LANDER	183	(16)	7	W LANDER	41	(9)	7	W LANDER	28	(5)	7	W LANDER	37	(11)	1998	N SISMEY	
8	J TAGUE	26	(4)	8	J TAGUE	126	(5)	8	P REES	34	(2)	8	M CHADWICK	22	(2)	8	J TAGUE	28	(3)	1999	N SISMEY	
9	P REES	21	(2)	9	P REES	109	(3)	9	J TAGUE	28	(4)	9	P REES	14	(1)	8	P REES	28	(2)	2000	M CHADWICK	
10	A McPEAKE	16		10	A McPEAKE	101	(4)	10	A McPEAKE	16	(2)	10	A McPEAKE	13	(2)	19	A McPEAKE	13		2001	M CHADWICK	
11	J LYMER	14		11	J NEALE	45	(8)	11	J LYMER	13	(2)	11	J NEALE	8	(2)	11	L SMITH	11	(2)	2002	S GOODLIP	
12	J NEALE	9	(3)	12	L SMITH	39	(1)	12	C BOWLES	10	(2)	12	L SMITH	7		12	D GARBETT	7		2003	L PATEMAN	
13	L SMITH	7		13	J LYMER	36	(3)	13	J NEALE	9	(2)	12	C BOWLES	7	(2)	13	J NEALE	6		2004	L PATEMAN	
14	T BALDOCK	5	(2)	14	D GARBETT	30	(3)	14	S ANAND	5		14	C ROYTHORNE	6		13	M ALLSOPP	6		2005	M CHADWICK (5)	
14	D GARBETT	5		15	S ANAND	25	(2)	14	M ALLSOPP	5		15	D GARBETT	5		13	C BOWLES	6	(2)	2005	W LANDER	
14	R LUTHERLAND	5		16	M ALLSOPP	21	(2)	14	T BALDOCK	5		16	T BALDOCK	4		16	J LYMER	5		2007	W LANDER	
17	C BOWLES	4		17	T BALDOCK	19	(8)	14	R LUTHERLAND	5	(2)	16	T CHADWICK	4		17	T CHADWICK	4		2008	W LANDER (3)	
18	S ANAND	3		18	G PEACH	18	(3)	18	C ROYTHORNE	4		16	A BULLOCK	4		17	T BALDOCK	4	(2)	2009	J SISMEY	
18	S REVITT	3	(2)	19	A TURNBULL	15	(2)	18	L SMITH	4	(2)	19	D BRENTNALL	3		17	JJ HUGHES-DOWD	4		2010	L PATEMAN	
18	P LEVERS	3		20	R LUTHERLAND	14	(2)	18	D GARBETT	4		19	G PEACH	3		20	S ANAND	3		2011	L PATEMAN	
18	J LAMB	3		21	C ROYTHORNE	12	(2)	18	A TURNBULL	4		19	J LYMER	3		20	R LUTHERLAND	3		2012	L PATEMAN (5)	
22	S LANDER	2		21	S LANDER	12	(2)	22	S LANDER	3		19	J LAMB	3		22	S REVITT	2	(2)	2013	J SISMEY	
22	D McPEAKE	2		23	D McPEAKE	11		22	G PEACH	3		19	R LUTHERLAND	3	(2)	22	D BRENTNALL	2		2014	J SISMEY (3)	
22	A BULLOCK	2		23	C BOWLES	11	(2)	22	JJ HUGHES-DOWD	3		24	S REVITT	2		22	D McPEAKE	2		2015	N SISMEY (4)	
22	C ROYTHORNE	2		25	S REVITT	10	(5)	25	S REVITT	2		24	A DAVIES	2	(2)	22	R BLAKE	2		2016	S GOODLIP	
22	G PEACH	2	(2)	27	T CHADWICK	10		25	AJ McPEAKE	2		24	A TURNBULL	2		22	K LYE	2		2017	S GOODLIP	
22	A TURNBULL	2		25	A BULLOCK	10	(3)	25	R SEAMAN	2		24	B JOHNSON	2		22	P LEVERS	2		2018	S GOODLIP	
22	M DUTSON	2	(2)	28	T MEASHAM	9		25	D McPEAKE	2		28	M ROGERS	1		22	J LAMB	2		2019	A SMITH	
29	T MEASHAM	1		28	P LEVERS	9		25	T CHADWICK	2		28	I BRENTNALL	1		22	C ROYTHORNE	2		2020	N/A	
29	K LYE	1		28	J LAMB	9	(3)	25	J LAMB	2		28	AJ McPEAKE	1		22	G PEACH	2		2021	A SMITH	
29	A DAVIES	1		31	N LAMBERT	7		25	A WOODHOUSE	2	(2)	28	D McPEAKE	1		22	A TURNBULL	2		2022	A SMITH	
29	JJ HUGHES-DOWD	1		32	T DINGLEY	6		32	K LYE	1		28	S LANDER	1		22	A WOODHOUSE	2	(2)	2023	S GOODLIP (5)	
29	D HUGHES-DOWD	1		33	AJ McPEAKE	5	(2)	32	R HILL	1		28	R SEAMAN	1		33	M ROGERS	1		2024	A SMITH	
29	C BLAKE	1		33	R SEAMAN	5	(3)	32	R BLAKE	1		28	G WESTON	1		33	S MINNIS	1		2025	A SMITH (5)	
				33	J LEVERS	5		32	P LEVERS	1		28	T MEASHAM	1		33	I BRENTNALL	1				
				36	M ROGERS	4		32	J ROYTHORNE	1		28	J LEVERS	1		33	S PANK	1				
				36	S MINNIS	4		32	S SMITH	1		28	R BLAKE	1		33	T DINGLEY	1				
				36	K LYE	4						28	S ANAND	1		33	S LANDER	1				
				39	D BRENTNALL	3						28	P LEVERS	1		33	G WESTON	1				
				39	R BLAKE	3						28	J ROYTHORNE	1		33	J LEVERS	1				
				39	R CROSSLAND	3						28	K ALCOCK	1		33	R HILL	1				
				42	I BRENTNALL	2						28	JJ HUGHES-DOWD	1		33	S SUMNER	1				
				42	R MASTERS	2						28	M GRAHAM	1		33	R CROSSLAND	1				
				42	M DUTSON	2	(2)					28	D HUGHES-DOWD	1		33	J ROYTHORNE	1				
				45	P FOXLEY	1						28	C BLAKE	1		33	S SMITH	1				
				45	S PANK	1																
				45	G WESTON	1																
				45	A FEARN	1																
				45	K PAYNE	1																
				45	J ROYTHORNE	1																
				45	K ALCOCK	1																
				45	A DAVIES	1																
				45	JJ HUGHES-DOWD	1																
				45	J CHELL	1																
				45	D HUGHES-DOWD	1																
				45	C BLAKE	1																

IQR Means Individual Qualifying Rounds I.E. Yellow, Green, Red and Blue Lane on a Normal Club Night

## JUNIOR STATISTICS 1992-2025 - AFTER DHORC 748

Sheet 1 of 4 (Note: Highlighted Names are Current 2025 Members, CS = Best Consecutive Results)

MEETINGS ATTENDED		RACES COMPLETED		DRIVER RANKING		FINALS WON			
Pos	JUNIOR (1st Race)	No	JUNIOR	No	JUNIOR	SCORE	JUNIOR	No	CS
1	A TURNBULL	152	1 R LITHERLAND	917	1 * L SMITH	1.113	1 R LITHERLAND	61	(5)
1	R LITHERLAND	152	2 A TURNBULL	905	2 * A HUGHES	1.175	2 J HENRY	59	(3)
3	T CHADWICK	147	3 L TURNBULL	807	3 * AJ McPEAKE	1.275	3 A HALL	56	
4	L TURNBULL	133	4 T CHADWICK	774	4 * J MELLOR	1.400	3 A TURNBULL	56	(2)
5	F HOLMES	130	5 F HOLMES	799	5 * J HENRY	1.438	5 JJ HUGHES-DOWD	55	(2)
6	G REYES-ENGLAND	128	6 G REYES-ENGLAND	786	6 * A HALL	1.475	6 T CHADWICK	51	
7	J HENRY	127	7 J HENRY	858	7 * R LITHERLAND	1.600	7 J SISMEY	47	
8	J SISMEY	120	8 J SISMEY	654	8 * L BOWLES	1.613	8 L BOWLES	40	
9	H SMITH	113	9 Z ROYTHORNE	602	9 * T MEASHAM	1.638	9 H SMITH	37	(2)
10	R REES	103	10 H SMITH	595	10 * A TURNBULL	1.663	10 J MELLOR	36	
11	Z ROYTHORNE	100	11 T MEASHAM	550	11 * JJ HUGHES-DOWD	1.688	11 L SMITH	33	
12	P CONNALLY	95	12 L BROOKS	539	12 * T CHADWICK	1.825	12 P CONNALLY	32	(2)
13	C BRENTNALL	94	13 B ROYTHORNE	504	13 * J SISMEY	1.838	13 M MINNIS	31	(2)
13	JJ HUGHES-DOWD (19Oct22)	94	14 P CONNALLY	500	14 * M MINNIS	2.000	13 A HUGHES	31	
15	T MEASHAM	93	15 A HALL	490	15 * J PATEMAN	2.025	15 AJ McPEAKE	30	(2)
16	B ROYTHORNE	84	16 C BRENTNALL	486	16 * P CONNALLY	2.175	15 C BRENTNALL	30	(2)
16	J LAWSON (18Aug15)	84	17 J MELLOR	481	17 * C BRENTNALL	2.275	15 J PATEMAN	30	
18	L BROOKS	83	18 R REES	467	18 * C BULLOCK	2.300	15 G REYES-ENGLAND	30	
19	J MELLOR	82	19 J PATEMAN	428	19 * C BOWLES	2.313	19 C BOWLES	28	
20	A HALL	80	20 J LAWSON	416	20 * K ASHWORTH	2.613	19 L TURNBULL	28	(2)
20	J WOODHOUSE (09Aug22)	80	21 C BOWLES	402	21 * N GULL	2.783	21 F HOLMES	26	
22	C BOWLES	78	22 C BULLOCK	391	22 * T PANK	2.800	22 B ROYTHORNE	25	(2)
22	L BOWLES	78	23 K LEVERS	381	23 * J LAWSON	2.813	22 Z ROYTHORNE	25	(3)
24	T PANK	74	24 T PANK	378	24 * H SMITH	2.975	24 R REES	24	
25	J PATEMAN	71	25 A HUGHES	372	25 * Z ROYTHORNE	3.038	25 J STEVENSON	23	
26	M MINNIS	68	25 Ca HOLLAND	372	26 * JT HUGHES-DOWD	3.113	25 T MEASHAM	23	(3)
27	C BULLOCK	66	27 J MARTINEZ	369	27 * K LEVERS	3.125	25 J LAWSON	23	(2)
27	K LEVERS	66	28 L BOWLES	353	27 * J WOODHOUSE	3.125	28 L BROOKS	21	(2)
29	AJ McPEAKE	65	29 L SMITH	352	29 * K ALI	3.188	29 T PANK	20	
30	T STEVENSON (18Oct22)	62	29 M LITHERLAND	352	30 * L TURNBULL	3.238	30 K LEVERS	15	
31	A HUGHES	61	31 M MINNIS	343	31 * B ROYTHORNE	3.250	30 JT HUGHES-DOWD	15	
31	Ca HOLLAND	61	32 AJ McPEAKE	326	32 * P WALKER	3.325	30 J WOODHOUSE	15	
33	J MARTINEZ	59	33 B BROOKS	325	33 * J THOMPSON	3.400	33 D BARKER	14	
34	L SMITH	55	34 D PAUL	308	34 * J LISTER	3.700	33 M LITHERLAND	14	
35	J STEVENSON	54	35 JJ HUGHES-DOWD	307	35 * T GREEN	3.725	35 J MARTINEZ	13	
36	M LITHERLAND	53	36 L CHADWICK	277	36 * P MARTIN	3.783	36 C DAVENPORT	12	
37	D BARKER	51	37 J STEVENSON	276	36 * R COOK	3.753	36 K ALI	12	
37	B BROOKS	51	38 D BARKER	266	38 * C DAVENPORT	3.775	36 D PAUL	12	(2)
39	JT HUGHES-DOWD (20Feb24)	50	39 P MARTIN	263	39 * S SLATER	3.813	39 M McNULTY	10	
40	D PAUL	49	39 J WOODHOUSE	263	40 * K SCHOFIELD	3.888	39 P MARTIN	10	
41	S SCHULE	47	41 S BOWMAN	244	41 * K COOK	4.050	39 S BOWMAN	10	
41	L CHADWICK	47	42 P WALKER	236	42 * J GRAHAM	4.138	39 T STEVENSON	10	
43	P WALKER	46	43 S SCHULE	234	43 * B CRUNDEN	4.175	43 G HADDON	9	
43	J GRAHAM (20Feb24)	46	43 J LISTER	234	44 * F HOLMES	4.250	43 T GREEN	9	
45	P MARTIN	45	45 J HAGUES	221	45 * G HADDON	4.500	43 N GULL	9	
46	J LISTER	41	46 T STEVENSON	210	46 * L WHITTAKER	4.525	43 M BRADLEY	9	
46	S BOWMAN	41	47 R COOK	197	47 * E HENRY	4.650	43 J THOMPSON	9	
48	E WOODHOUSE (31Jan23)	39	48 M BRADLEY	194	48 * G REYES-ENGLAND	4.738	43 J GRAHAM	9	
49	J HAGUES	38	49 D JACKSON	190	49 * A OXSPRING	4.750	49 K SCHOFIELD	8	
50	L WHITTAKER (28Nov24)	33	50 I BRADLEY	189	50 * R REES	4.800	49 L CHADWICK	8	

(Driver Ranking = Average Position in Qualifying, Final Position, Fastest Lap & Race Laps Over Last 20 club nights)

## JUNIOR STATISTICS 1992-2025 - AFTER DHORC 748

Sheet 2 of 4 (Note: Highlighted Names are Current 2025 Members, CS = Best Consecutive Results)

MEETINGS ATTENDED		RACES COMPLETED		DRIVER RANKING		FINALS WON			
Pos	JUNIOR (1st Race)	No	JUNIOR	No	JUNIOR	SCORE	JUNIOR	No	CS
51	K ALI	30	K ALI	185	* M BRADLEY	4.900	C BULLOCK	8	
52	M McNULTY	29	E JACKSON	185	* T STEVENSON	4.938	B BROOKS	8	(2)
52	J BULLOCK	29	N BRADFORD	172	* D BARKER	5.038	Ca HOLLAND	8	
52	R COOK	29	A BRADFORD	169	* J STEVENSON	5.125	H TAYLOR	8	
52	A OXSPRING	29	M SEO	163	* E WOODHOUSE	5.238	R LEY	7	
52	I BRADLEY	29	K COOK	163	* R HUGHES	5.275	A CHATTLE	7	
52	M BRADLEY	29	A OXSPRING	163	* J ELMORE	5.600	A BRADFORD	7	
52	D JACKSON	29	S ROYTHORNE	163	* J MARTINEZ	5.800	L WHITTAKER	7	
59	C DAVENPORT	28	JT HUGHES-DOWD	163	* M SEO	5.675	S SLATER	6	(2)
59	E HENRY	28	N GULL	156	* A CHATTLE	5.863	P WALKER	6	(2)
59	E JACKSON	28	M McNULTY	154	* L CHADWICK	6.025	G CONNALLY	6	
62	K SCHOFIELD	27	J PERRY	154	* J WATSON	6.063	E HENRY	6	
63	N GULL	26	R HUGHES	151	* M LITHERLAND	6.250	R COOK	6	
63	N BRADFORD	26	J BULLOCK	150	* M McNULTY	6.288	E JACKSON	6	
65	G HADDON	25	J GRAHAM	150	* J BULLOCK	6.300	D JACKSON	6	(2)
65	A BRADFORD	25	C DAVENPORT	149	* B BROOKS	6.488	T JAMES	6	(2)
65	S ROYTHORNE	25	K SCHOFIELD	144	* D PAUL	6.500	J HAGUES	6	(2)
68	K COOK	24	E HENRY	143	* D JACKSON	7.088	B CRUNDEN	6	
68	J PERRY	24	G HADDON	138	* H TAYLOR	7.513	L HAWLEY	5	
68	J THOMPSON	24	A CHATTLE	136	* S SCHULE	7.625	J BULLOCK	5	
71	A CHATTLE	23	L STOTT-ZAFIROPOULOS	135	* S BOWMAN	8.050	A HARTLEY	5	(2)
71	L STOTT-ZAFIROPOULOS	23	H TAYLOR	134	* E STOTT-ZAFIROPOULOS	8.063	B CARRINGTON	5	
71	J ELMORE	23	K ASHWORTH	132	* S MAFFIN	8.275	K ASHWORTH	5	
74	J WATSON	22	J ELMORE	132	* L BROOKS	8.475	M WARREN	5	
74	R MAFFIN	22	T JAMES	131	* S MARTINEZ	8.600	K COOK	5	
74	T GREEN	22	E STOTT-ZAFIROPOULOS	130	* T SHARP	8.663	N BRADFORD	5	
74	R HUGHES	22	B RILEY	124	* L STOTT-ZAFIROPOULOS	8.900	I PAUL	5	(2)
74	E STOTT-ZAFIROPOULOS	22	E WOODHOUSE	122	* Ca HOLLAND	8.913	A REES	4	
79	K ASHWORTH	21	T GREEN	119	* R MAFFIN	8.988	J WATSON	4	
79	H TAYLOR	21	S MARTINEZ	117	* N BRADFORD	9.550	T SHARP	4	
79	S MARTINEZ	21	J WATSON	113	* I BRADLEY	9.688	M WATTS	4	
82	S SLATER	20	L WHITTAKER	111	* J HAGUES	9.800	J LISTER	4	
82	T SHARP	20	R MAFFIN	109	* S ROYTHORNE	10.000	B JEFFRIES	4	
82	S MAFFIN	20	S SLATER	108	* A BRADFORD	10.775	E STOTT-ZAFIROPOULOS	4	
82	T JAMES	20	B CARRINGTON	108	* T JAMES	10.863	L STOTT-ZAFIROPOULOS	4	
82	B CRUNDEN (11Mar25)	20	T SHARP	103	* E JACKSON	12.500	J ELMORE	4	
87	B RILEY	19	J GRATTON	103	* J PERRY	13.813	S ROYTHORNE	4	
87	E DOYLE	19	S MAFFIN	99	N/A L CAPEWELL	2.438	E DOYLE	4	
89	B CARRINGTON	18	M WARREN	98	N/A S GILLARD	2.725	M BLAKE	4	
90	R LEY	17	F McCANDLESS	96	N/A M WARREN	2.817	A PANK	3	
90	G CONNALLY	17	R LEY	92	N/A A WATHEY	3.545	C CLARK	3	
90	J GRATTON	17	J THOMPSON	92	N/A K JACKSON	3.563	R HUGHES	3	
93	A HARTLEY	15	G CONNALLY	91	N/A T REES	3.667	J PERRY	3	
93	J MOSEDALE	15	A HARTLEY	83	N/A S TAGUE	3.813	J BLURTON	3	
93	M WARREN	15	A WATHEY	72	N/A A FEARN	3.850	C WOODCOCK	2	
96	C KAVANAGH	13	J MOSEDALE	72	N/A E DOYLE	3.895	Mat McNULTY	2	
96	M WATTS	13	B JEFFRIES	72	N/A N ZIMMERMANN	3.969	J MOSEDALE	2	
96	M BLAKE (28Jan25)	13	M WATTS	69	N/A R LEY	4.103	D SPENCER	2	
99	J DOBBINS	12	B CRUNDEN	69	N/A Z BRAZELL	4.158	N ZIMMERMANN	2	
99	F McCANDLESS	12	I PAUL	68	N/A C CLARK	4.179	A OXSPRING	2	

**JUNIOR STATISTICS 1992-2025 - AFTER DHORC 748**

Sheet 3 of 4 (Note: Highlighted Names are Current 2025 Members, CS = Best Consecutive Results)

MEETINGS ATTENDED		RACES COMPLETED		DRIVER RANKING		FINALS WON					
Pos	JUNIOR (1st Race)	No	Pos	JUNIOR	No	Pos	JUNIOR	No	CS		
101	A PANK	11	101	C KAVANAGH	65	N/A	D SPENCER	4.375	95	L BLAKE	2
101	A WATHEY	11	101	E DOYLE	65	N/A	N BLACK	4.375	95	D JEFFRIES	2 (2)
101	N McDONALD	11	103	D JEFFRIES	62	N/A	M BUCKLEY	4.417	95	J GRATTON	2
104	S GILLARD	10	104	A FEARN	61	N/A	M WESTON	4.438	95	F McCANDLESS	2
104	A FEARN	10	104	J MATTHEWS	61	N/A	T KERR	4.458	95	I BRADLEY	2
104	I MATTHEWS	10	106	J DOBBINS	60	N/A	L BLAKE	4.500	95	E PAUL	2 (2)
107	L HAWLEY	9	107	A PANK	58	N/A	M YEOMANS	4.563	95	B RILEY	2
107	D NEALE	9	108	N McDONALD	57	N/A	M BLAKE	5.000	95	J McDONALD	2
107	C WOODCOCK	9	109	J BLURTON	56	N/A	I MATTHEWS	5.075	95	T KERR	2
107	Mat McNULTY	9	110	Ca BLURTON	55	N/A	J DOBBINS	5.083	95	E WOODHOUSE	2
107	B JEFFRIES	9	111	E PAUL	54	N/A	N McDONALD	5.114	95	Z BRAZELL	2
107	D JEFFRIES	9	112	N ZIMMERMANN	51	N/A	A HARTLEY	5.212	112	S GILLARD	1
107	I PAUL	9	113	S GILLARD	50	N/A	B REES	5.350	112	C KAVANAGH	1
107	E PAUL	9	113	L HAWLEY	50	N/A	J MOSEDALE	5.462	112	D NEALE	1
115	M SEO	8	115	S LVESEY	49	N/A	M WILLIS	5.750	112	A MILNER	1
115	TI REES	8	115	M BLAKE	49	N/A	B CARRINGTON	5.847	112	T REES	1
115	C BARTLETT	8	117	C BARTLETT	48	N/A	J McDONALD	6.458	112	R MAFFIN	1
115	Ca BLURTON	8	118	Mat McNULTY	47	N/A	B JEFFRIES	6.472	112	T ALLDREAD	1
115	J BLURTON	8	119	C WOODCOCK	46	N/A	L BELL	6.550	112	M HART	1
115	Z BRAZELL (28Jan25)	8	120	D NEALE	44	N/A	D GEBAUERS	6.750	112	S MAFFIN	1
121	A MILNER	7	121	C CLARK	41	N/A	D NEALE	7.083	112	D GEBAUERS	1
121	A REES	7	122	TI REES	40	N/A	L HAWLEY	7.083	112	L BELL	1
121	C CLARK	7	123	A REES	38	N/A	D JEFFRIES	7.111	112	M SEO	1
121	N ZIMMERMANN	7	123	J McDONALD	38	N/A	Mat McNULTY	7.167	112	A FEARN	1
121	M BUCKLEY	7	125	A MILNER	36	N/A	C BARTLETT	7.344	112	I MATTHEWS	1
126	M HART	6	126	B REES	35	N/A	J GRATTON	7.426	112	M WILLIS	1
126	S LVESEY	6	127	Z BRAZELL	34	N/A	M WATTS	7.519	112	B REES	1
126	SM BLURTON	6	128	M BUCKLEY	33	N/A	C WOODCOCK	8.056	112	S TAGUE	1
126	J McDONALD	6	129	M HART	31	N/A	R FREEMAN	8.417	112	L CAPEWELL	1
126	T KERR	6	129	A PARKIN	31	N/A	H MOHAMMED	8.500	112	M BUCKLEY	1
131	L BELL	5	129	SM BLURTON	31	N/A	G CONNALLY	8.588	112	S LVESEY	1
131	B REES	5	132	L PARKIN	30	N/A	B RILEY	8.697	112	L PARKIN	1
131	L BLAKE	5	133	K JACKSON	29	N/A	A STOTT	8.750	112	A PARKIN	1
131	A PARKIN	5	133	M WESTON	29	N/A	A MILNER	8.786	112	R FREEMAN	1
131	L PARKIN	5	133	R FREEMAN	29	N/A	M HART	9.417	112	S MARTINEZ	1
136	D SPENCER	4	136	L BELL	26	N/A	Ca BLURTON	9.594	112	E DOYLE	1
136	M YEOMANS	4	136	M YEOMANS	26	N/A	J BLURTON	9.781			
136	M WILLIS	4	138	S TAGUE	24	N/A	A PANK	10.114			
136	S TAGUE	4	138	T KERR	24	N/A	T ALLDREAD	10.167			
136	K JACKSON	4	140	D SPENCER	23	N/A	E GIBBS	10.417			
136	L CAPEWELL	4	141	M WILLIS	20	N/A	F McCANDLESS	10.558			
136	M WESTON	4	141	L CAPEWELL	20	N/A	C KAVANAGH	10.692			
143	T REES	3	143	T REES	16	N/A	TI REES	10.710			
143	D ALLDREAD	3	143	T ALLDREAD	16	N/A	D ALLDREAD	10.750			
143	T ALLDREAD	3	143	D GEBAUERS	16	N/A	A REES	10.786			
143	D GEBAUERS	3	146	D ALLDREAD	15	N/A	SM BLURTON	10.833			
143	E GIBBS	3	146	E GIBBS	15	N/A	A PARKIN	11.300			
143	R FREEMAN	3	148	H MOHAMMED	14	N/A	E PAUL	11.806			
149	N BLACK	2	149	L BLAKE	13	N/A	L PARKIN	12.900			
150	H MOHAMMED	1	150	N BLACK	10	N/A	S LVESEY	13.083			
150	A STOTT	1	151	A STOTT	5	N/A	I PAUL	13.667			



## Outright Track Record Holders After DHORC 748

### Adults

Pos	Name	Qualifying	F1	GC	F1	GC	Total
			Fastest Laps	Fastest Laps	Race Laps	Race Laps	
1	L Pateman	35	48	61	28	47	219
2	A Smith	50	11	36	15	33	145
3	S Goodlip	27	44	10	34	18	133
4	N Sismey	15	7	12	15	16	65
5	J Sismey	15	7	8	13	12	55
6	M Chadwick	12			8	9	29
7	W Lander	8	5	3	6		22
8	A McPeake	4	3	5	7		19
9	P Rees	1	3		11	3	18
10	J Tague	4	3	2	2	5	16
11	J Lymer	4	2	1	2	1	10
12	T Baldock	3	1	1	1	2	8
13	D Garbett	1	1	1	3	1	7
13	L Smith	2	1	3	1		7
13	C Bowles	2	1	2	1	1	7
16	R Litherland	2			2	2	6
17	A Turnbull		2		3		5
17	C Roythorne		2	2		1	5
19	J Neale				2	1	3
19	S Anand	1			1	1	3
19	T Chadwick		1		2		3
19	J Lamb	1		1	1		3
23	M Allsopp				2		2
23	S Lander			1	1		2
25	JJ Hughes-Dowd				1		1
25	G Peach		1				1
25	D McPeake		1				1
25	J Roythorne				1		1
25	A Woodhouse				1		1
25	S Pank				1		1
25	C Blake	1					1
25	M Graham			1			1
<b>Total</b>		<b>187</b>	<b>144</b>	<b>149</b>	<b>164</b>	<b>153</b>	<b>797</b>

Note: Some Records Can Be Held By More Than One Member - Highlighted Names 2025 Members

## Outright Track Record Holders After DHORC 748

### Juniors

Pos	Name	Qualifying	F1	GC	F1	GC	Total
			Fastest Laps	Fastest Laps	Race Laps	Race Laps	
1	A Turnbull	31	21	16	33	17	118
2	R Litherland	24	20	26	13	28	111
3	JJ Hughes-Dowd	30	14	8	16	8	76
4	J Sismey	15	15	12	11	17	70
5	A Hall	12	8	6	13	11	50
6	T Chadwick	7	6	10	7	19	49
7	AJ McPeake	10	9	4	9	4	36
8	T Measham	6	4	1	13	3	27
8	J Henry	2	9	5	9	2	27
10	J Mellor	10	4	4	2	4	24
11	H Smith	6	5	5	3	4	23
12	L Bowles	9	2	4	1	5	21
13	M Minnis	6	2	4	2	5	19
14	Z Roythorne	2	2	6		8	18
15	J Pateman	4	4	5	1	3	17
16	B Roythorne	1	1	6		2	10
17	F Holmes	1	3	2	3		9
17	C Brentnall		2	3		4	9
19	J Woodhouse	3	1	1	2	1	8
19	A Hughes	2	1	5			8
19	L Smith		4		4		8
22	J Lawson	2		1	1	2	6
22	T Pank		1	3	2		6
22	C Bowles	2	1		1	2	6
25	JT Hughes-Dowd	1		1	1	2	5
26	E Woodhouse	2	1	1			4
26	P Connally		1	3			4
26	R Rees	1	1	1		1	4
26	K Ashworth	1	1	1		1	4
26	L Turnbull	1	1		2		4
31	K Levers		1		1	1	3
32	P Martin		1		1		2
32	N Gull		1		1		2
32	L Whittaker	1	1				2
32	J Graham	1		1			2
32	B Crunden			2			2
37	Ca Holland			1			1
37	E Henry		1				1
37	C Clark					1	1
37	K All				1		1
37	B Brooks				1		1
37	J Elmore		1				1
37	S Roythorne			1			1
37	Z Brazell		1				1
37	A Hartley			1			1
<b>Total</b>		<b>193</b>	<b>151</b>	<b>150</b>	<b>154</b>	<b>155</b>	<b>803</b>

Note: Some Records Can Be Held By More Than One Member - Highlighted Names 2025 Members

# DHORC Statistics 2025

Poles		Adult			Junior			Poles	
Records		Name	Total	2025	Name	Total	2025	Records	
<b>All Time</b>		L Pateman	132	1	JJ Hughes-Dowd	53	22	<b>All Time</b>	
L Pateman	132	S Goodlip	106	3	J Woodhouse	9	2	R Litherland	61
<b>Season</b>		A Smith	96	18	JT Hughes-Dowd	7	1	<b>Season</b>	
A Smith	18	N Sismey	86		E Woodhouse	2		JJ Hughes-Dowd	22
		P Rees	21		L Whittaker	2	2		
		L Smith	7		T Stevenson	1			
		R Litherland	5	3	B Crunden	1	1		
		C Bowles	4	2	J Graham	1	1		
		M Dutson	2	2					
		A Turnbull	2						
		D Hughes-Dowd	1						
		C Blake	1	1					
		JJ Hughes-Dowd	1						
<b>Race Wins</b>		<b>Adult</b>			<b>Junior</b>			<b>Race Wins</b>	
Records		Name	Total	2025	Name	Total	2025	Records	
<b>All Time</b>		L Pateman	124		JJ Hughes-Dowd	51	18	<b>All Time</b>	
L Pateman	124	S Goodlip	103	4	J Woodhouse	10	4	JJ Hughes-Dowd	51
<b>Season</b>		N Sismey	86		JT Hughes-Dowd	9	3	<b>Season</b>	
W Lander	16	A Smith	80	12	E Woodhouse	2		JJ Hughes-Dowd	23
		P Rees	34		T Stevenson	2	1		
		C Bowles	10	8	J Graham	1	1		
		R Litherland	5	3	B Crunden	1	1		
		L Smith	4		L Whittaker	1	1		
		A Turnbull	4						
		JJ Hughes-Dowd	3						
		A Woodhouse	2	2					
<b>Fast Laps</b>		<b>Adult</b>			<b>Junior</b>			<b>Fast Laps</b>	
Records		Name	Total	2025	Name	Total	2025	Records	
<b>All Time</b>		L Pateman	294	5	JJ Hughes-Dowd	47	19	<b>All Time</b>	
L Pateman	294	A Smith	91	12	JT Hughes-Dowd	7	1	J Sismey	59
<b>Season</b>		S Goodlip	77	4	E Woodhouse	5		<b>Season</b>	
L Pateman	19	N Sismey	52	1	J Woodhouse	5	1	JJ Hughes-Dowd	22
A Smith	19	P Rees	14		B Crunden	3	3		
		L Smith	7		Z Brazell	2	2		
		C Bowles	7	3	L Whittaker	2	2		
		R Litherland	3	2	T Stevenson	1			
		B Johnson	2	1	J Graham	1	1		
		A Turnbull	2						
		M Graham	1						
		D Hughes-Dowd	1	1					
		C Blake	1	1					
		JJ Hughes-Dowd	1						
<b>Race Laps</b>		<b>Adult</b>			<b>Junior</b>			<b>Race Laps</b>	
Records		Name	Total	2025	Name	Total	2025	Records	
<b>All Time</b>		L Pateman	192		JJ Hughes-Dowd	49	20	<b>All Time</b>	
L Pateman	192	A Smith	97	14	JT Hughes-Dowd	10	4	R Litherland	63
<b>Season</b>		N Sismey	91		J Woodhouse	9	3	<b>Season</b>	
A Smith	17	S Goodlip	88	5	T Stevenson	2	1	A Hall	22
		P Rees	28		E Woodhouse	2			
		L Smith	11	1	B Crunden	1	1		
		C Bowles	6	4	L Whittaker	1	1		
		JJ Hughes-Dowd	4						
		R Litherland	3	3					
		A Woodhouse	2	2					
		A Turnbull	2						

## Current Members Best Ever Position Records after DHORC 748

Qualifying				Final Position				Fastest Laps				Race Laps						
Pos	Adult	DHORC	Gap	Pos	Adult	DHORC	Gap	Pos	Adult	DHORC	Gap	Pos	Adult	DHORC	Gap			
1	R Litherland	748	0	11-Nov-25	1	R Litherland	748	0	11-Nov-25	1	R Litherland	748	0	11-Nov-25	1	R Litherland	748	0
1	S Goodlip	747	1	11-Nov-25	1	C Bowles	746	2	21-Oct-25	1	C Bowles	746	2	21-Oct-25	1	S Goodlip	747	1
1	A Smith	745	3	30-Sep-25	1	A Smith	745	3	30-Sep-25	1	A Smith	745	3	30-Sep-25	1	A Smith	745	3
1	C Bowles	744	4	30-Sep-25	1	S Goodlip	742	6	23-Sep-25	1	S Goodlip	744	4	30-Sep-25	1	C Bowles	744	4
1	M Dutton	738	10	22-Jul-25	1	A Woodhouse	737	11	22-Jul-25	1	A Woodhouse	742	6	23-Sep-25	1	A Woodhouse	737	10
1	C Blake	737	11	22-Jul-25	1	P Rees	716	32	26-Nov-24	1	N Sismey	739	9	22-Jul-25	1	L Smith	732	16
1	L Pateman	724	24	18-Feb-25	1	L Pateman	703	45	23-Jul-24	1	B Johnson	738	10	22-Jul-25	1	P Rees	716	32
1	L Smith	718	30	10-Dec-24	1	JJ Hughes-Dowd	702	46	23-Jul-24	1	C Blake	737	11	22-Jul-25	1	L Pateman	703	45
1	P Rees	708	40	24-Sep-24	1	A Turnbull	675	73	08-Aug-23	1	D Hughes-Dowd	736	12	22-Jul-25	1	JJ Hughes-Dowd	702	46
1	D Hughes-Dowd	703	45	23-Jul-24	1	N Sismey	673	75	25-Jul-23	1	M Graham	703	45	23-Jul-25	1	N Sismey	673	75
1	JJ Hughes-Dowd	696	52	04-Jun-24	1	L Smith	566	182	24-Feb-18	1	P Rees	694	54	14-May-24	1	A Turnbull	635	113
1	N Sismey	672	76	25-Jul-23	2	B Johnson	738	10	22-Jul-25	1	A Turnbull	625	123	19-Oct-22	2	B Johnson	738	10
1	A Turnbull	671	77	25-Jul-23	2	A Stevenson	736	12	22-Jul-25	1	L Smith	591	157	23-Feb-19	2	A Stevenson	736	12
2	D Latham	737	11	22-Jul-25	3	G Reynolds	737	11	22-Jul-25	2	D Latham	737	11	22-Jul-25	3	G Reynolds	737	11
2	A Woodhouse	674	74	25-Jul-23	3	D Latham	704	44	23-Jul-24	2	M Dutton	736	12	22-Jul-25	3	D Latham	704	44
3	B Johnson	736	12	22-Jul-25	3	JT Hughes-Dowd	702	46	23-Jul-24	3	S Whittaker	747	1	11-Nov-25	3	JT Hughes-Dowd	702	46
4	S Gray	705	43	23-Jul-24	3	L Blacker	673	75	25-Jul-23	3	G Reynolds	737	11	22-Jul-25	3	L Blacker	674	74
4	A Stevenson	703	45	23-Jul-24	3	D Turnbull	527	221	13-Sep-16	3	A Woodhouse	736	12	22-Jul-25	4	D Hughes-Dowd	746	2
4	JT Hughes-Dowd	702	46	23-Jul-24	4	M Dutton	737	11	22-Jul-25	3	L Blacker	691	57	09-Apr-24	4	M Dutton	737	11
4	D Turnbull	658	90	13-Dec-22	4	M Graham	702	46	23-Jul-24	4	S Gray	705	43	23-Jul-24	4	M Graham	702	46
4	L Blacker	650	98	27-Sep-22	4	S Gray	672	76	25-Jul-23	4	D Turnbull	564	184	24-Feb-18	4	S Gray	672	76
5	S Whittaker	742	6	23-Sep-25	5	L Hobson	748	0	11-Nov-25	5	J Crunden	738	10	22-Jul-25	5	J Crunden	736	12
5	K Spink	738	10	22-Jul-25	5	C Blake	739	9	22-Jul-25	5	K Spink	737	11	22-Jul-25	5	D Turnbull	596	152
6	M Graham	747	1	11-Nov-25	5	J Crunden	736	12	22-Jul-25	5	JT Hughes-Dowd	695	53	14-May-24	6	S Whittaker	729	19
6	J Dudley	736	12	22-Jul-25	6	S Whittaker	728	20	29-Apr-25	6	A Stevenson	703	45	23-Jul-24	7	L Hobson	746	2
7	J Wardle	747	1	11-Nov-25	6	D Hughes-Dowd	709	39	24-Sep-24	6	JJ Hughes-Dowd	670	78	18-Jul-23	7	J Dudley	736	12
8	L Hobson	746	2	21-Oct-25	7	J Wardle	747	1	11-Nov-25	7	L Hobson	746	2	21-Oct-25	8	N Jarram	737	11
8	J Crunden	731	17	03-Jun-25	7	N Jarram	738	10	22-Jul-25	7	N Jarram	737	11	22-Jul-25	10	J Wardle	739	9
10	N Jarram	738	10	22-Jul-25	7	J Dudley	736	12	22-Jul-25	8	J Dudley	736	12	22-Jul-25	10	M Blake	733	15
12	J Mills	728	20	29-Apr-25	8	M Blake	733	15	24-Jun-25	9	M Blake	733	15	24-Jun-25	11	C Blake	731	17
13	G Reynolds	727	21	29-Apr-25	9	K Spink	731	17	03-Jun-25	10	J Wardle	747	1	11-Nov-25	12	K Spink	735	13
15	M Blake	732	16	24-Jun-25	9	J Mills	728	20	29-Apr-25	12	J Mills	728	20	29-Apr-25	13	J Mills	728	20
1	JJ Hughes-Dowd	748	0	11-Nov-25	1	JJ Hughes-Dowd	748	0	11-Nov-25	1	JJ Hughes-Dowd	748	0	11-Nov-25	1	JJ Hughes-Dowd	748	0
1	L Whittaker	739	9	22-Jul-25	1	J Woodhouse	747	1	11-Nov-25	1	B Crunden	745	3	30-Sep-25	1	J Woodhouse	747	1
1	B Crunden	737	11	22-Jul-25	1	L Whittaker	739	9	22-Jul-25	1	L Whittaker	739	9	22-Jul-25	1	L Whittaker	739	9
1	J Graham	737	11	22-Jul-25	1	T Stevenson	737	11	22-Jul-25	1	J Graham	737	11	22-Jul-25	1	T Stevenson	737	11
1	J Woodhouse	733	15	24-Jun-25	1	J Graham	734	14	15-Jul-25	1	J Woodhouse	736	12	22-Jul-25	1	B Crunden	736	12
1	JT Hughes-Dowd	721	27	07-Jan-25	1	JT Hughes-Dowd	731	17	03-Jun-25	1	Z Brazell	732	16	24-Jun-25	1	JT Hughes-Dowd	731	17
1	T Stevenson	699	49	25-Jun-24	1	E Woodhouse	705	43	23-Jul-24	1	JT Hughes-Dowd	721	27	07-Jan-25	1	E Woodhouse	705	43
1	E Woodhouse	674	74	25-Jul-23	2	Z Brazell	732	16	24-Jun-25	2	M Blake	703	45	23-Jul-24	2	M Blake	725	23
2	M Blake	732	16	24-Jun-25	2	M Blake	732	16	24-Jun-25	1	T Stevenson	703	45	23-Jul-24	2	J Graham	696	52
3	Z Brazell	725	23	11-Mar-25	3	B Crunden	730	18	03-Jun-25	2	M Blake	722	26	11-Mar-25	3	Z Brazell	731	17

**Distance Covered In DHORC Club Championship 2025**

Pos	Competitor	Class	Laps	Feet	Feet / Race	Miles	Races
1	R Litherland	A	2,554.2	248,367	2,411	47.0	103
2	A Smith	A	2,337.0	226,332	2,543	42.9	89
3	L Blacker	A	2,262.2	221,786	2,054	42.0	108
4	N Sismey	A	2,173.1	213,361	2,223	40.4	96
5	JJ Hughes-Dowd	J	1,898.5	185,387	2,131	35.1	87
6	L Pateman	A	1,757.4	174,383	2,207	33.0	79
7	D Hughes-Dowd	A	1,754.3	172,043	1,933	32.6	89
8	A Woodhouse	A	1,615.9	161,066	2,013	30.5	80
9	C Bowles	A	1,593.9	157,896	2,357	29.9	67
10	L Whittaker	J	1,535.9	151,614	1,531	28.7	99
11	S Goodlip	A	1,538.3	151,012	2,436	28.6	62
12	L Smith	A	1,369.2	146,185	2,059	27.7	71
13	S Gray	A	1,502.0	144,905	1,858	27.4	78
14	J Woodhouse	J	1,432.8	140,999	1,855	26.7	76
15	M Graham	A	1,391.8	135,652	1,858	25.7	73
16	D Latham	A	1,351.3	133,792	1,939	25.3	69
17	S Whittaker	A	1,346.2	133,672	1,995	25.3	67
18	G Reynold	A	1,355.0	132,867	1,601	25.2	83
19	JT Hughes-Dowd	J	1,317.9	132,820	1,795	25.2	74
20	D Turnbull	A	1,349.8	132,253	2,099	25.0	63
21	J Crunden	A	1,325.2	127,650	1,995	24.2	64
22	J Dudley	A	1,298.4	126,574	1,623	24.0	78
23	C Blake	A	1,297.1	124,027	1,590	23.5	78
24	J Graham	J	1,210.2	119,887	1,763	22.7	68
25	B Crunden	J	1,190.2	116,099	1,683	22.0	69
26	J Wardle	A	974.8	91,990	1,533	17.4	60
27	K Spink	A	871.7	87,634	1,565	16.6	56
28	N Jarram	A	747.7	77,410	1,647	14.7	47
29	M Blake	J	761.7	75,445	1,540	14.3	49
30	A Stevenson	A	656.8	65,402	1,768	12.4	37
31	Z Brazell	J	546.7	55,291	1,626	10.5	34
32	E Woodhouse	J	497.6	54,331	1,598	10.3	34
33	M Dutson	A	503.7	51,160	1,599	9.7	32
34	T Stevenson	J	450.6	45,662	1,522	8.6	30
35	P Rees	A	402.0	40,462	1,927	7.7	21
36	B Johnson	A	387.4	35,220	2,348	6.7	15
37	J Mills	A	353.2	34,505	1,500	6.5	23
38	L Hobson	A	219.3	22,775	2,070	4.3	11
39	A Turnbull	A	166.2	18,864	2,695	3.6	7
40	M Blake	A	146.6	15,707	1,571	3.0	10
41	JT Hughes-Dowd	A	111.7	12,338	2,056	2.3	6
42	JJ Hughes-Dowd	A	63.2	6,776	2,259	1.3	3
<b>Pos</b>	<b>Competitor</b>	<b>Class</b>	<b>47,618.7</b>	<b>4,701,596.8</b>	<b>1,913.7</b>	<b>890.5</b>	<b>2,445</b>

# Next Circuit

## Watkins Glen



**Where Do We Race Next?**

**What Are The Records?**

**Who Has Been On The Podium?**

# Circuit History

**Watkins Glen International**, nicknamed "The Glen", is an automobile race track located in the town of Dix just southwest of the village of Watkins Glen, New York, at the southern tip of Seneca Lake. It was long known around the world as the home of the Formula One United States Grand Prix, which it hosted for twenty consecutive years (1961–1980). In addition, the site has also been home to road racing of nearly every class, including the World Sportscar Championship, Trans-Am, Can-Am, NASCAR Cup Series, the International Motor Sports Association and the IndyCar Series. The facility is currently owned by NASCAR.

The course was opened in 1956 to host auto races previously held on public roads in and around the village. The circuit's current layout has more or less been the same since 1971, with minor modifications after the fatal crashes of François Cevert in 1973 and J.D. McDuffie in 1991.

The site has also hosted music concerts: the 1973 Summer Jam, featuring The Allman Brothers Band, the Grateful Dead and The Band and was attended by 600,000 fans; and two Phish festivals: Super Ball IX in 2011 and Magnaball in 2015.

Round 30		Watkins Glen (USA)			Round 31	
Previous Results						
	Adults		1st	2nd	3rd	
DHRC	556	24-Oct	2017 111' 8"	S Goodlip	P Rees	N Sismey
DHRC	569	10-Apr	2018 111' 8"	A Smith	C Roythorne	S Goodlip
DHRC	696 F1	04-Jun	2024 111' 8"	JJ Hughes-Dowd	P Rees	A Smith
DHRC	697 GC	04-Jun	2024 111' 8"	A Smith	S Goodlip	L Pateman
DHRC	716 F1	26-Nov	2024 111' 8"	P Rees	S Goodlip	A Smith
DHRC	717 F1	26-Nov	2024 111' 8"	A Smith	S Goodlip	C Bowles
DHRC	749 F1	25-Nov	2025 111' 8"			
DHRC	750 GC	25-Nov	2025 111' 8"			
	Juniors		1st	2nd	3rd	
DHRC	556	24-Oct	2017 111' 8"	B Roythorne	A Turnbull	L Turnbull
DHRC	569	10-Apr	2018 111' 8"	Z Roythorne	A Turnbull	B Roythorne
DHRC	696 F1	04-Jun	2024 111' 8"	JJ Hughes-Dowd	T Stevenson	J Graham
DHRC	697 GC	04-Jun	2024 111' 8"	JJ Hughes-Dowd	J Graham	T Stevenson
DHRC	716 F1	26-Nov	2024 111' 8"	JJ Hughes-Dowd	J Woodhouse	JT Hughes-Dowd
DHRC	717 F1	26-Nov	2024 111' 8"	JT Hughes-Dowd	JJ Hughes-Dowd	J Woodhouse
DHRC	749 F1	25-Nov	2025 111' 8"			
DHRC	750 GC	25-Nov	2025 111' 8"			

Circuit Records		Lap Length 111' 8"	
<b>Qualifying</b>			
F1/GC	S Goodlip	10Apr18	97.8 Laps
F1	A Smith	26Nov24	43.6 Laps
GC	A Smith	04Jun24	56.3 Laps
<b>Fastest Laps</b>			
F1	L Pateman	04Jun24	7.07 Secs
	A Smith	04Jun24	5.13 Secs
<b>Race Laps</b>			
F1	P Rees	26Nov24	23.1 Laps
GC	A Smith	26Nov24	31.4 Laps
<b>Final Points</b>			
5.5 Points	S Goodlip	26Nov24	

The diagram shows the Watkins Glen International track layout with 9 numbered corners. A legend indicates corner types: 1-8 (180°), 9 (90°), and 10 (90°). Power inputs are marked with red circles. An American flag is displayed at the bottom of the diagram.

DHRC 749 & 750



Watkins Glen Best Off Chart 1									
Qualifying Combined					Final Points				
Pos	Adult	Laps	MPH	Date	Pos	Adult	Pts	Date	
1	S Goodlip	97.8	10.342	10-Apr-18	1	S Goodlip	5.5	26-Nov-24	
2	A Smith	94.1	9.951	10-Apr-18	2	L Smith	4.5	10-Apr-18	
3	C Roythorne	93.0	9.834	10-Apr-18	2	JJ Hughes-Dowd	4.5	26-Nov-24	
4	N Sismey	89.7	9.485	10-Apr-18	4	C Roythorne	3.5	24-Oct-17	
5	G Peach	85.6	9.052	10-Apr-18	4	J Lamb	3.5	10-Apr-18	
6	L Pateman	84.8	8.967	10-Apr-18	4	D Turnbull	3.5	04-Jun-24	
7	L Smith	83.6	8.840	10-Apr-18	4	L Blacker	3.5	26-Nov-24	
8	J Lymer	81.9	8.660	10-Apr-18	8	N Sismey	3.0	24-Oct-17	
9	D Turnbull	80.3	8.491	10-Apr-18	8	D Garbett	3.0	10-Apr-18	
10	D Garbett	77.6	8.206	10-Apr-18	8	A Smith	3.0	04-Jun-24	
11	R Masters	74.5	7.878	10-Apr-18	8	R Litherland	3.0	04-Jun-24	
12	J Holmes	71.7	7.582	10-Apr-18	12	M Allsopp	2.5	24-Oct-17	
13	T Stacey	71.2	7.529	10-Apr-18	12	S Gray	2.5	04-Jun-24	
14	P Rees	70.1	7.413	24-Oct-17	14	P Rees	2.0	26-Nov-24	
15	S Gray	69.6	7.360	10-Apr-18	15	D Edwards	1.5	24-Oct-17	
16	K Alcock	69.5	7.349	10-Apr-18	15	J Lymer	1.5	10-Apr-18	
17	R Lawson	68.8	7.275	10-Apr-18	15	L Pateman	1.5	04-Jun-24	
18	M Martinez	68.5	7.243	10-Apr-18	15	C Bowles	1.5	04-Jun-24	
19	M Allsopp	61.9	6.546	24-Oct-17	15	D Hughes-Dowd	1.5	04-Jun-24	
20	J Lamb	55.2	5.837	10-Apr-18	15	D Latham	1.5	04-Jun-24	
21	D Edwards	54.8	5.795	24-Oct-17	21	L Williamson	1.0	24-Oct-17	
22	L Williamson	54.4	5.752	24-Oct-17	21	K Alcock	1.0	10-Apr-18	
23	S Smith	52.2	5.520	24-Oct-17	21	J Holmes	1.0	10-Apr-18	
24	A Stevenson	N/A	N/A	N/A	21	B Johnson	1.0	26-Nov-24	
24	A Woodhouse	N/A	N/A	N/A	21	JT Hughes-Dowd	1.0	26-Nov-24	
24	B Johnson	N/A	N/A	N/A	26	G Peach	0.5	10-Apr-18	
24	C Bowles	N/A	N/A	N/A	26	R Masters	0.5	10-Apr-18	
24	D Hughes-Dowd	N/A	N/A	N/A	26	T Stacey	0.5	10-Apr-18	
24	D Latham	N/A	N/A	N/A	29	R Lawson	0.0	24-Oct-17	
24	JJ Hughes-Dowd	N/A	N/A	N/A	29	S Smith	0.0	24-Oct-17	
24	JT Hughes-Dowd	N/A	N/A	N/A	29	M Martinez	0.0	24-Oct-17	
24	L Blacker	N/A	N/A	N/A	29	A Stevenson	0.0	04-Jun-24	
24	M Graham	N/A	N/A	N/A	29	M Graham	0.0	04-Jun-24	
24	R Litherland	N/A	N/A	N/A	29	A Woodhouse	0.0	26-Nov-24	
24	S Whittaker	N/A	N/A	N/A	29	S Whittaker	0.0	26-Nov-24	
Pos	Junior	Laps	MPH	Date	Pos	Junior	Pts	Date	
1	A Turnbull	90.5	9.570	24-Oct-17	1	B Roythorne	4.0	24-Oct-17	
2	Z Roythorne	84.2	8.904	10-Apr-18	1	JJ Hughes-Dowd	4.0	26-Nov-24	
3	F Holmes	76.7	8.111	10-Apr-18	3	G Reyes-England	3.0	24-Oct-17	
4	B Roythorne	72.4	7.656	10-Apr-18	3	S Roythorne	3.0	10-Apr-18	
5	G Reyes-England	71.8	7.592	10-Apr-18	5	J Martinez	2.5	10-Apr-18	
6	L Turnbull	67.5	7.138	10-Apr-18	6	Z Roythorne	2.0	10-Apr-18	
7	J Martinez	64.2	6.789	24-Oct-17	6	JT Hughes-Dowd	2.0	26-Nov-24	
8	H Smith	61.0	6.450	24-Oct-17	8	A Turnbull	1.5	24-Oct-17	
9	J Hagues	58.7	6.207	10-Apr-18	8	H Smith	1.5	24-Oct-17	
10	S Bowman	55.0	5.816	24-Oct-17	8	S Bowman	1.5	24-Oct-17	
11	J Lawson	53.8	5.689	10-Apr-18	8	J Lawson	1.5	10-Apr-18	
12	S Roythorne	49.4	5.224	10-Apr-18	8	J Graham	1.5	04-Jun-24	
13	E Woodhouse	N/A	N/A	N/A	8	T Stevenson	1.5	04-Jun-24	
13	J Graham	N/A	N/A	N/A	8	J Woodhouse	1.5	26-Nov-24	
13	J Woodhouse	N/A	N/A	N/A	8	E Woodhouse	1.5	26-Nov-24	
13	JJ Hughes-Dowd	N/A	N/A	N/A	16	L Turnbull	1.0	24-Oct-17	
13	JT Hughes-Dowd	N/A	N/A	N/A	16	L Whittaker	1.0	26-Nov-24	
13	L Whittaker	N/A	N/A	N/A	18	F Holmes	0.5	10-Apr-18	
13	T Stevenson	N/A	N/A	N/A	18	J Hagues	0.5	24-Oct-17	

**Watkins Glen Best Off Chart 2 - F1**

Qualifying					Fastest Laps					Race Laps				
Pos	Adult	Laps	MPH	Date	Pos	Adult	Time	MPH	Date	Pos	Adult	Laps	MPH	Date
1	A Smith	43.6	9.221	26-Nov-24	1	L Pateman	7.07	10.789	04-Jun-24	1	P Rees	23.1	9.771	26-Nov-24
2	JJ Hughes-Dowd	42.4	8.967	04-Jun-24	2	S Goodlip	7.12	10.693	04-Jun-24	2	S Goodlip	23.0	9.728	26-Nov-24
2	S Goodlip	42.4	8.967	04-Jun-24	3	A Smith	7.19	10.589	26-Nov-24	3	A Smith	22.9	9.686	26-Nov-24
4	P Rees	42.2	8.925	04-Jun-24	4	P Rees	7.20	10.574	26-Nov-24	4	JJ Hughes-Dowd	22.8	9.644	04-Jun-24
5	L Pateman	41.0	8.671	04-Jun-24	5	N Sismey	7.34	10.373	10-Apr-18	5	L Pateman	21.4	9.052	04-Jun-24
6	N Sismey	40.7	8.608	04-Jun-24	5	C Bowles	7.34	10.373	26-Nov-24	6	N Sismey	21.0	8.883	10-Apr-18
7	R Litherland	39.4	8.333	04-Jun-24	7	JJ Hughes-Dowd	7.65	9.952	04-Jun-24	7	R Litherland	20.4	8.629	04-Jun-24
8	C Bowles	37.3	7.889	26-Nov-24	8	B Johnson	7.78	9.786	26-Nov-24	8	C Roythorne	20.1	8.502	10-Apr-18
9	D Latham	36.0	7.614	04-Jun-24	9	R Litherland	7.81	9.749	04-Jun-24	8	G Peach	20.1	8.502	10-Apr-18
10	A Stevenson	35.2	7.444	26-Nov-24	10	C Roythorne	7.85	9.699	10-Apr-18	8	C Bowles	20.1	8.502	26-Nov-24
11	A Woodhouse	34.7	7.339	26-Nov-24	11	G Peach	7.88	9.662	10-Apr-18	11	B Johnson	19.9	8.417	26-Nov-24
12	D Hughes-Dowd	34.2	7.233	04-Jun-24	12	D Turnbull	7.90	9.637	10-Apr-18	12	D Turnbull	19.8	8.375	04-Jun-24
12	S Gray	34.2	7.233	04-Jun-24	13	D Hughes-Dowd	8.02	9.493	04-Jun-24	13	J Lymer	19.2	8.121	24-Oct-17
14	B Johnson	33.9	7.169	26-Nov-24	14	L Smith	8.34	9.129	10-Apr-18	14	D Latham	19.1	8.079	04-Jun-24
15	D Turnbull	33.7	7.127	26-Nov-24	14	JT Hughes-Dowd	8.34	9.129	26-Nov-24	14	M Graham	19.1	8.079	04-Jun-24
16	M Graham	31.3	6.620	26-Nov-24	16	D Garbett	8.42	9.042	10-Apr-18	16	D Garbett	18.6	7.867	10-Apr-18
17	JT Hughes-Dowd	30.1	6.366	26-Nov-24	17	R Masters	8.46	9.000	10-Apr-18	17	D Hughes-Dowd	18.4	7.783	26-Nov-24
18	S Whittaker	29.9	6.324	26-Nov-24	18	M Graham	8.57	8.884	04-Jun-24	18	L Smith	18.2	7.698	10-Apr-18
19	L Blacker	26.4	5.583	26-Nov-24	19	R Lawson	8.60	8.853	10-Apr-18	19	A Woodhouse	18.1	7.656	26-Nov-24
20	C Roythorne	N/A	N/A	N/A	20	J Lymer	8.61	8.843	10-Apr-18	19	R Masters	18.1	7.656	10-Apr-18
20	D Edwards	N/A	N/A	N/A	21	D Latham	8.67	8.782	26-Nov-24	21	S Gray	17.7	7.487	26-Nov-24
20	D Garbett	N/A	N/A	N/A	22	L Blacker	8.69	8.761	26-Nov-24	21	A Stevenson	17.7	7.487	26-Nov-24
20	G Peach	N/A	N/A	N/A	23	A Woodhouse	8.70	8.751	26-Nov-24	23	J Holmes	17.3	7.318	10-Apr-18
20	J Holmes	N/A	N/A	N/A	24	S Whittaker	8.76	8.691	26-Nov-24	24	T Stacey	16.7	7.064	10-Apr-18
20	J Lamb	N/A	N/A	N/A	25	A Stevenson	8.83	8.622	26-Nov-24	25	M Martinez	15.9	6.725	10-Apr-18
20	J Lymer	N/A	N/A	N/A	26	J Holmes	8.99	8.469	10-Apr-18	26	R Lawson	15.8	6.883	10-Apr-18
20	K Alcock	N/A	N/A	N/A	27	S Gray	9.11	8.357	04-Jun-24	27	K Alcock	15.3	6.472	10-Apr-18
20	L Smith	N/A	N/A	N/A	28	M Allsopp	9.18	8.294	24-Oct-17	28	M Allsopp	15.2	6.429	24-Oct-17
20	L Williamson	N/A	N/A	N/A	29	T Stacey	9.20	8.276	10-Apr-18	29	JT Hughes-Dowd	15.1	6.387	26-Nov-24
20	M Allsopp	N/A	N/A	N/A	30	J Lamb	9.69	7.857	10-Apr-18	29	S Whittaker	15.1	6.387	26-Nov-24
20	M Martinez	N/A	N/A	N/A	31	D Edwards	9.91	7.683	24-Oct-17	31	J Lamb	14.5	6.133	10-Apr-18
20	R Lawson	N/A	N/A	N/A	32	K Alcock	9.94	7.660	24-Oct-17	32	L Williamson	14.4	6.091	24-Oct-17
20	R Masters	N/A	N/A	N/A	33	L Williamson	10.16	7.494	24-Oct-17	33	D Edwards	14.2	6.006	24-Oct-17
20	S Smith	N/A	N/A	N/A	34	S Smith	11.74	6.485	24-Oct-17	34	S Smith	13.8	5.837	24-Oct-17
20	T Stacey	N/A	N/A	N/A	35	M Martinez	12.22	6.230	24-Oct-17	35	L Blacker	13.5	5.710	26-Nov-24
Pos	Junior	Laps	MPH	Date	Pos	Junior	Time	MPH	Date	Pos	Junior	Laps	MPH	Date
1	JJ Hughes-Dowd	42.4	8.967	04-Jun-24	1	JJ Hughes-Dowd	7.65	9.952	04-Jun-24	1	JJ Hughes-Dowd	21.3	9.009	04-Jun-24
2	J Graham	31.8	6.725	04-Jun-24	2	A Turnbull	7.91	10.023	10-Apr-18	2	A Turnbull	20.6	8.713	24-Oct-17
3	T Stevenson	31.5	6.662	04-Jun-24	3	J Graham	8.23	9.251	04-Jun-24	3	F Holmes	20.3	8.586	10-Apr-18
4	J Woodhouse	30.6	6.472	26-Nov-24	4	L Turnbull	8.24	9.240	10-Apr-18	4	Z Roythorne	17.4	7.360	10-Apr-18
5	JT Hughes-Dowd	30.1	6.366	26-Nov-24	5	J Hagues	8.38	9.043	10-Apr-18	5	G Reyes-England	17.3	7.318	10-Apr-18
6	L Whittaker	24.7	5.224	26-Nov-24	6	JT Hughes-Dowd	8.53	8.926	26-Nov-24	6	J Woodhouse	17.1	7.233	26-Nov-24
7	E Woodhouse	21.4	4.526	26-Nov-24	7	G Reyes-England	8.58	8.874	10-Apr-18	6	J Graham	17.1	7.233	04-Jun-24
8	A Turnbull	N/A	N/A	N/A	8	F Holmes	8.64	8.812	10-Apr-18	8	J Hagues	16.9	7.148	10-Apr-18
8	B Roythorne	N/A	N/A	N/A	9	S Roythorne	8.90	8.555	10-Apr-18	9	L Turnbull	16.5	6.979	10-Apr-18
8	F Holmes	N/A	N/A	N/A	10	J Martinez	8.92	8.535	24-Oct-17	10	J Martinez	16.4	6.937	24-Oct-17
8	G Reyes-England	N/A	N/A	N/A	11	Z Roythorne	9.16	8.312	24-Oct-17	11	T Stevenson	15.8	6.883	04-Jun-24
8	H Smith	N/A	N/A	N/A	12	J Woodhouse	9.18	8.294	26-Nov-24	12	B Roythorne	15.7	6.641	10-Apr-18
8	J Hagues	N/A	N/A	N/A	13	S Bowman	9.21	8.267	10-Apr-18	13	JT Hughes-Dowd	15.3	6.472	26-Nov-24
8	J Lawson	N/A	N/A	N/A	14	T Stevenson	9.24	8.240	04-Jun-24	14	L Whittaker	14.5	6.133	26-Nov-24
8	J Martinez	N/A	N/A	N/A	15	B Roythorne	9.84	7.737	10-Apr-18	15	S Bowman	14.0	5.922	24-Oct-17
8	L Turnbull	N/A	N/A	N/A	16	J Lawson	10.02	7.598	24-Oct-17	16	J Lawson	13.7	5.795	24-Oct-17
8	S Bowman	N/A	N/A	N/A	17	E Woodhouse	10.07	7.561	26-Nov-24	17	H Smith	13.6	5.752	24-Oct-17
8	S Roythorne	N/A	N/A	N/A	18	H Smith	10.51	7.244	24-Oct-17	18	E Woodhouse	12.6	5.330	26-Nov-24
8	Z Roythorne	N/A	N/A	N/A	19	L Whittaker	10.71	7.109	26-Nov-24	19	S Roythorne	11.3	4.780	10-Apr-18

**Watkins Glen Best Off Chart 3 - GC**

Qualifying					Fastest Laps					Race Laps				
Pos	Adult	Laps	MPH	Date	Pos	Adult	Time	MPH	Date	Pos	Adult	Laps	MPH	Date
1	A Smith	56.3	11.907	04-Jun-24	1	A Smith	5.13	14.842	04-Jun-24	1	A Smith	31.4	13.282	26-Nov-24
2	S Goodlip	56.1	11.865	04-Jun-24	2	S Goodlip	5.17	14.727	26-Nov-24	2	S Goodlip	30.9	13.070	26-Nov-24
3	L Pateman	54.6	11.548	04-Jun-24	3	L Pateman	5.18	14.699	04-Jun-24	3	C Roythorne	28.8	12.182	10-Apr-18
4	N Sismey	52.7	11.146	04-Jun-24	4	C Roythorne	5.68	13.405	10-Apr-18	4	L Pateman	28.7	12.140	04-Jun-24
5	R Litherland	50.0	10.575	04-Jun-24	5	C Bowles	5.69	13.381	26-Nov-24	5	L Smith	27.4	11.590	10-Apr-18
6	P Rees	48.6	10.279	04-Jun-24	6	L Smith	5.88	12.949	10-Apr-18	6	R Litherland	27.3	11.548	04-Jun-24
7	C Bowles	47.9	10.131	26-Nov-24	7	N Sismey	5.90	12.905	10-Apr-18	7	N Sismey	26.9	11.378	04-Jun-24
8	D Turnbull	44.9	9.496	04-Jun-24	8	R Litherland	5.98	12.732	04-Jun-24	8	J Lymer	26.1	11.040	10-Apr-18
9	JJ Hughes-Dowd	43.2	9.137	04-Jun-24	9	D Garbett	6.18	12.320	10-Apr-18	8	D Garbett	26.1	11.040	10-Apr-18
10	D Latham	42.6	9.010	04-Jun-24	9	P Rees	6.18	12.320	26-Nov-24	10	C Bowles	25.8	10.913	26-Nov-24
11	A Stevenson	41.6	8.798	04-Jun-24	11	L Blacker	6.33	12.028	26-Nov-24	11	P Rees	25.4	10.744	26-Nov-24
12	JT Hughes-Dowd	41.0	8.671	26-Nov-24	12	J Lymer	6.36	11.971	10-Apr-18	12	JT Hughes-Dowd	24.6	10.406	26-Nov-24
13	M Graham	40.4	8.544	04-Jun-24	13	D Turnbull	6.60	11.536	26-Nov-24	13	L Blacker	24.3	10.279	26-Nov-24
14	S Gray	40.1	8.481	04-Jun-24	14	JT Hughes-Dowd	6.63	11.484	26-Nov-24	14	G Peach	23.6	9.983	10-Apr-18
15	D Hughes-Dowd	40.0	8.460	26-Nov-24	15	J Lamb	6.67	11.415	10-Apr-18	14	D Turnbull	23.6	9.983	04-Jun-24
16	A Woodhouse	38.7	8.185	26-Nov-24	15	D Hughes-Dowd	6.67	11.415	26-Nov-24	16	J Lamb	23.4	9.898	10-Apr-18
17	B Johnson	38.6	8.164	26-Nov-24	17	G Peach	6.71	11.347	10-Apr-18	17	K Alcock	22.8	9.644	10-Apr-18
18	S Whittaker	37.7	7.973	26-Nov-24	18	JJ Hughes-Dowd	6.82	11.164	04-Jun-24	17	JJ Hughes-Dowd	22.8	9.644	04-Jun-24
19	L Blacker	33.7	7.127	26-Nov-24	19	R Masters	6.90	11.035	10-Apr-18	19	A Woodhouse	22.7	9.602	26-Nov-24
20	C Roythorne	N/A	N/A	N/A	20	K Alcock	6.95	10.955	10-Apr-18	20	T Stacey	22.3	9.433	10-Apr-18
20	D Edwards	N/A	N/A	N/A	20	T Stacey	6.95	10.955	10-Apr-18	21	A Stevenson	22.1	9.348	04-Jun-24
20	D Garbett	N/A	N/A	N/A	22	D Latham	6.98	10.908	26-Nov-24	22	D Latham	21.8	9.221	04-Jun-24
20	G Peach	N/A	N/A	N/A	23	B Johnson	7.25	10.502	26-Nov-24	23	B Johnson	21.7	9.179	26-Nov-24
20	J Holmes	N/A	N/A	N/A	24	M Graham	7.28	10.459	04-Jun-24	24	R Lawson	21.2	8.967	10-Apr-18
20	J Lamb	N/A	N/A	N/A	25	A Stevenson	7.31	10.416	04-Jun-24	24	M Graham	21.2	8.967	04-Jun-24
20	J Lymer	N/A	N/A	N/A	26	A Woodhouse	7.40	10.289	26-Nov-24	26	D Hughes-Dowd	21.1	8.925	26-Nov-24
20	K Alcock	N/A	N/A	N/A	27	S Gray	7.55	10.085	04-Jun-24	27	S Gray	21.0	8.883	04-Jun-24
20	L Smith	N/A	N/A	N/A	28	R Lawson	7.64	9.966	10-Apr-18	28	R Masters	20.1	8.502	10-Apr-18
20	L Williamson	N/A	N/A	N/A	29	S Whittaker	7.74	9.837	26-Nov-24	29	J Holmes	19.9	8.418	10-Apr-18
20	M Allsopp	N/A	N/A	N/A	30	J Holmes	7.80	9.761	10-Apr-18	30	S Whittaker	19.8	8.375	26-Nov-24
20	M Martinez	N/A	N/A	N/A	31	M Allsopp	9.09	8.376	24-Oct-17	30	M Martinez	19.8	8.375	10-Apr-18
20	R Lawson	N/A	N/A	N/A	32	D Edwards	9.19	8.285	24-Oct-17	32	M Allsopp	16.6	7.022	24-Oct-17
20	R Masters	N/A	N/A	N/A	33	L Williamson	10.86	7.011	24-Oct-17	33	D Edwards	15.3	6.472	24-Oct-17
20	S Smith	N/A	N/A	N/A	34	S Smith	10.97	6.941	24-Oct-17	34	L Williamson	13.4	5.668	24-Oct-17
20	T Stacey	N/A	N/A	N/A	35	M Martinez	11.67	6.524	24-Oct-17	35	S Smith	13.2	5.584	24-Oct-17
Pos	Junior	Laps	MPH	Date	Pos	Junior	Time	MPH	Date	Pos	Junior	Laps	MPH	Date
1	JJ Hughes-Dowd	43.2	9.137	04-Jun-24	1	B Roythorne	5.87	12.971	24-Oct-17	1	B Roythorne	26.6	11.252	24-Oct-17
2	JT Hughes-Dowd	41.0	8.671	26-Nov-24	2	Z Roythorne	6.04	12.606	24-Oct-17	2	Z Roythorne	25.4	10.744	24-Oct-17
3	J Woodhouse	37.9	8.016	26-Nov-24	3	A Turnbull	6.43	11.841	24-Oct-17	3	A Turnbull	25.2	10.659	24-Oct-17
4	T Stevenson	37.4	7.910	26-Nov-24	4	F Holmes	6.62	11.501	10-Apr-18	4	JT Hughes-Dowd	23.3	9.856	26-Nov-24
5	J Graham	36.0	7.614	04-Jun-24	5	JJ Hughes-Dowd	6.82	11.164	04-Jun-24	5	JJ Hughes-Dowd	22.8	9.644	04-Jun-24
6	E Woodhouse	33.2	7.022	26-Nov-24	6	JT Hughes-Dowd	7.01	10.861	26-Nov-24	6	F Holmes	21.8	9.221	10-Apr-18
7	L Whittaker	31.6	6.683	26-Nov-24	7	L Turnbull	7.02	10.846	10-Apr-18	7	L Turnbull	20.5	8.671	24-Oct-17
8	A Turnbull	N/A	N/A	N/A	8	S Roythorne	7.17	10.619	10-Apr-18	7	S Roythorne	20.5	8.671	10-Apr-18
8	B Roythorne	N/A	N/A	N/A	9	G Reyes-England	7.25	10.502	10-Apr-18	9	H Smith	20.2	8.544	24-Oct-17
8	F Holmes	N/A	N/A	N/A	10	H Smith	7.27	10.473	24-Oct-17	9	G Reyes-England	20.2	8.544	10-Apr-18
8	G Reyes-England	N/A	N/A	N/A	11	J Woodhouse	7.60	10.018	26-Nov-24	11	J Woodhouse	20.0	8.460	26-Nov-24
8	H Smith	N/A	N/A	N/A	12	J Martinez	7.72	9.863	10-Apr-18	12	J Martinez	19.4	8.206	10-Apr-18
8	J Hagues	N/A	N/A	N/A	13	J Graham	7.94	9.589	04-Jun-24	13	J Lawson	19.1	8.079	10-Apr-18
8	J Lawson	N/A	N/A	N/A	14	E Woodhouse	8.09	9.411	26-Nov-24	13	T Stevenson	19.1	8.079	26-Nov-24
8	J Martinez	N/A	N/A	N/A	15	J Lawson	8.16	9.331	10-Apr-18	15	J Graham	18.8	7.952	04-Jun-24
8	L Turnbull	N/A	N/A	N/A	16	S Bowman	8.21	9.274	10-Apr-18	16	S Bowman	17.8	7.529	10-Apr-18
8	S Bowman	N/A	N/A	N/A	17	T Stevenson	8.52	8.936	04-Jun-24	17	E Woodhouse	17.2	7.275	26-Nov-24
8	S Roythorne	N/A	N/A	N/A	18	J Hagues	8.73	8.721	10-Apr-18	18	L Whittaker	16.5	6.979	26-Nov-24
8	Z Roythorne	N/A	N/A	N/A	19	L Whittaker	9.33	8.161	26-Nov-24	19	J Hagues	15.1	6.387	24-Oct-17

Visit [dhorc.co.uk](http://dhorc.co.uk) or Find us on **facebook**

Derby HO Racing Club



**Club Night**



**R&R**

TOMY AFX TYCO Carrera DIGITAL

# Rules & Regulations 2025



Derby HO Racing Club  [www.dhorc.co.uk](http://www.dhorc.co.uk)



Home of HO Le Mans

TOMY AFX TYCO

Derby HO Racing Club  [www.dhorc.co.uk](http://www.dhorc.co.uk)



Home of HO Le Mans

Carrera DIGITAL

<https://dhorc.co.uk/wp-content/uploads/2025/01/DHORC-Rules-Regs-2025.pdf>



## LEXAN BODY CATALOGUE

### Legends

SWB = 38mm (1.5")  
between axle centres

LWB = 41mm (1.6")  
between axle centres



AC Cobra  
Convertible  
LWB



Acura NSX  
GT3 2017  
LWB  
30mm Clip



Alfa Romeo 155  
Touring Car  
LWB  
29mm Clip



Alfa Romeo  
BTCC  
LWB  
30mm Clip



Alfa Romeo  
TZ3 Corsa  
SWB  
29mm Clip



Aston Martin  
Vantage GT3  
LWB



Audi  
R8LMS GT3  
LWB



Audi S3  
BTCC  
LWB  
27mm Clip



Austin  
Mini Cooper  
SWB  
28mm Clip



Bentley  
Continental GT3  
LWB  
30mm Clip


















BMW  
320i Turbo Grp5  
SWB  
27mm Clip




BMW 1 Series  
BTCC  
LWB  
29mm Clip








































BMW  
M1  
SWB  
30mm Clip
















			
<p>BMW M3 GT2 LWB 27mm Clip</p>	<p>BMW Z4 GT3 LWB</p>	<p>BMW Z8 Convertible LWB 30mm Clip</p>	<p>Bugatti EB110 SWB 32mm Clip</p>
			
<p>Bugatti Veyron LWB 31mm Clip</p>			
			
<p>Chevrolet Nastruck LWB 30mm Clip</p>	<p>Chevron B19 SWB or LWB 29mm Clip</p>	<p>Corvette C5r GT SWB 30mm Clip</p>	<p>Corvette C7r GT 2017 LWB 31mm Clip</p>
			
<p>Corvette C8r GT3 LWB</p>	<p>Corvette Daytona Prototype SWB 30mm Clip</p>	<p>Corvette 1969 Stingray SWB 30mm Clip</p>	
			
<p>Datsun 240Z SWB 27mm Clip</p>	<p>Datsun Fairlady 2000 LWB 26mm Clip</p>	<p>Dodge Challenger LWB 31mm Clip</p>	

			
Ferrari 250 gt Berlinetta Lusso SWB 30mm Clip	Ferrari 250 GTO LWB 29mm Clip	Ferrari 308 GTb LWB 28mm Clip	Ferrari 365 GTb Daytona SWB 28mm Clip
			
Ferrari 488 Gte LWB 29mm Clip	Ferrari 512 LM SWB or LWB 29mm Clip	Ferrari 575 GTc LWB 30mm Clip	Ferrari 612 Can-Am SWB 32mm Clip
			
Ferrari F40 SWB 32mm Clip	Ferrari Testarossa SWB 32mm Clip	Ford Capri SWB 30mm Clip	Ford Escort SWB 29mm Clip
			
Ford Custom Van LWB 30mm Clip	Ford Focus RS BTCC LWB 29mm Clip	Ford 2006 GT LWB 29mm Clip	Ford 2016 GT LWB Body Pins Only
			
Ford GT40 SWB 29mm Clip	Ford 2005 Mustang LWB 27mm Clip		

			
Honda Civic BTCC LWB 28mm Clip	Honda Integra LWB 28mm Clip	Honda S2000 SWB 26mm Clip	
			
Jaguar D Type LWB 30mm Clip	Jaguar XJ 220 LWB 32mm Clip	Jaguar XJR 5 (Grp 44) SWB 32mm Clip	Jaguar XJR 9 (Grp C) SWB or LWB 33mm Clip
			
Jaguar XKR GT3 LWB 30mm Clip			Koenigsegg CCX LWB 30mm Clip
			
Lamborghini Contach SWB 29mm Clip	Lamborghini Huracan GT3 LWB 32mm Clip	Lamborghini Miura Concept LWB 30mm Clip	Lamborghini Miura Jota SWB 28mm Clip
			
Lancia LC2 SWB 31mm Clip	Lotus Elise LWB 27mm Clip	Lotus Espirit LWB	Lotus Europa LWB 31mm Clip

			
Matchbox Hi-Tailer LWB 33mm Clip	Mazda 787b (Grp C) LWB 30mm Clip	Mazda RX7 SWB 27mm Clip	McLaren F1 GTr LWB
			
McLaren MP4 12C GT3 LWB 28mm Clip	Mercedes Gullwing 300SL SWB	Mercedes 300SLR LWB	Mercedes CLK GTB LWB 30mm Clip
			
Mercedes DTM Car LWB 30mm Clip	MG 6GT BTCC LWB 28mm Clip	Mini Mini Cooper LWB 27mm Clip	Morris Minor LWB 27mm Clip
			
Mustang 1967 GT 500 SWB 30mm Clip	Mustang Mach 1 SWB 30mm Clip		
			
Nascar  SWB 32mm Clip	Nissan 300ZX SWB 31mm Clip	Nissan March 86G Gtp SWB or LWB 30mm Clip	Nissan R390 GT LWB 32mm Clip

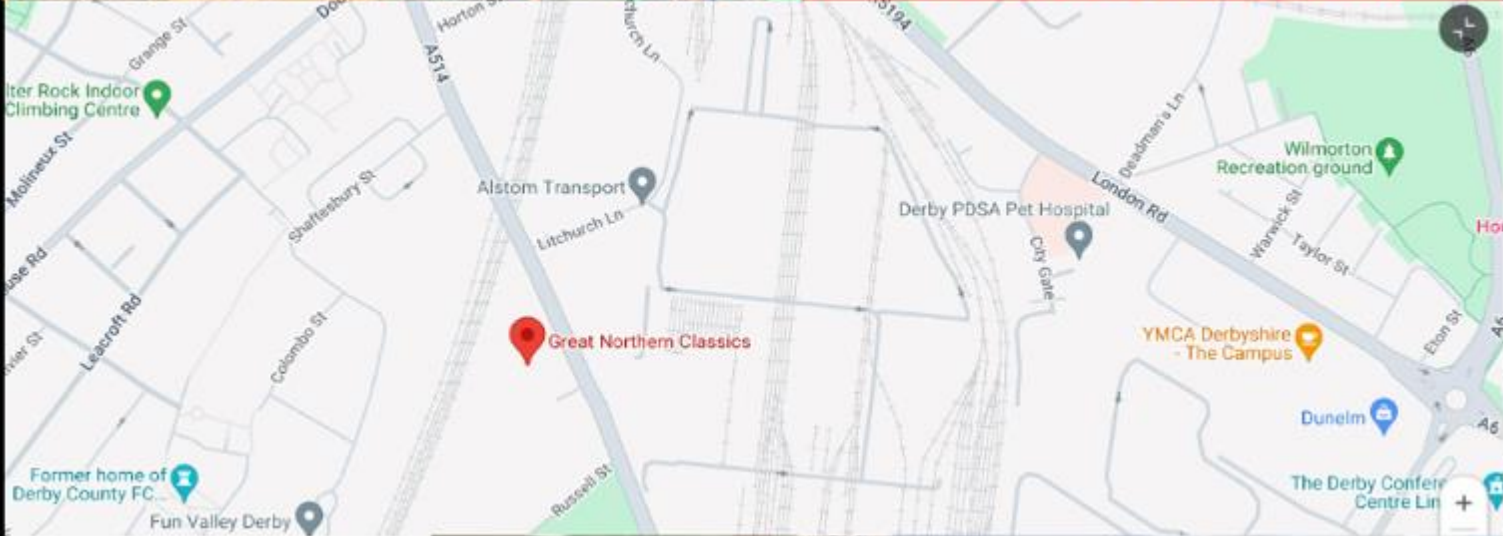
			
Nissan 1989 R89C LWB 32mm Clip	Nissan 1977 Skyline GT-R LWB 27mm Clip	Nissan R32 Skyline SWB 30mm Clip	Nissan Grp C SWB 32mm Clip
			
Pagani Huayra LWB 29mm Clip	Pagini Zonda C12 LWB 30mm Clip	Panoz 1999 LMP-1 LWB 32mm Clip	Peugeot 905 Grp C SWB or LWB 31mm Clip
			
Pontiac 1977 Firebird LWB 30mm Clip	Porsche 908 SWB 29mm Clip	Porsche 910 LWB 32mm Clip	Porsche 911 GT3 SWB 27mm Clip
			
Porsche 911 Turbo RSR GT3 LWB 28mm Clip	Porsche 917 SWB or LWB 31mm Clip	Porsche 934 Turbo RSR SWB 26mm Clip	Porsche 935 Turbo SWB 28mm Clip
			
Porsche 956 Grp C SWB 31mm Clip	Porsche 959 SWB 29mm Clip	Porsche 962 Grp C LWB 32mm Clip	

			
Renault Clio Cup Car LWB 30mm Clip	Renault Clio V6 LWB 29mm Clip	Renault Megane Trophy LWB 30mm Clip	Renault RS01 GT LWB 28mm Clip
			
Saleen S7 LWB	Sauber Mercedes C11 Grp C SWB or LWB 32mm Clip	Shadow MK 11a LWB 31mm Clip	Shelby Cobra Daytona Coupe SWB 31mm Clip
			
Subaru Levorg BTCC LWB 28mm Clip			
			
Toyota 88C-V Grp C SWB or LWB 32mm Clip	Toyota GT-One LWB	Triumph TR7 LWB 28mm Clip	TVR Sagaris LWB
			
Wiesmann GT MF5 SWB or LWB			Zakspeed Grp 5 Capri SWB or LWB 30mm Clip

# Where is DHORC?



[www.dhorc.co.uk](http://www.dhorc.co.uk)



## GREAT NORTHERN CLASSICS



Great Northern Classics  
274 – 278 Osmaston Road  
Derby DE24 8AE

Nick Sismey  
[sismey80@hotmail.co.uk](mailto:sismey80@hotmail.co.uk)  
07984339192