

Visit [dhorc.co.uk](http://dhorc.co.uk) or Find us on **facebook**

Derby HO Racing Club 

[www.dhorc.co.uk](http://www.dhorc.co.uk)

# dhorc

Home of HO Le Mans

**TOMY** **AFX**  
**TYCO**

Club Night

# 750

**Round 31**   **Watkins Glen – GC**   **25Nov25**

# 750th Club Night



**WORKSHOP**  
**TOOLS**

**UK CAR**  
**EVENTS**

**CSL**  
[cslautomation.co.uk](http://cslautomation.co.uk)

**woodland**  
**auto centre**

## ADULTS

- 01** R LITHERLAND
- 02** A SMITH
- 03** N SISMEY

## JUNIORS

- 01** JJ HUGHES-DOWD
- 02** J WOODHOUSE
- 03** L WHITTAKER

**This Week:** 750<sup>th</sup> Club Night – Av 27 racers - 1,766,493 laps – 39,159 miles



# About:



## History and Key Facts

### HO Club founded on 7 July 1992

- DHORC: Derby HO Racing Club ("HO" Is The Scale = 1/64th)
- Tenant at Great Northern Classics, open to all!
- Home of world famous international Le Mans 24 Hour race.
- Smaller scale version of Scalextric, once set up works all night!
- Four and Eight lane circuits
- Computerised timing
- Statistics for every meeting and every member since July 1992
- Over 20 race meetings each year
- 50+ circuit designs, up to 567 feet in length
- Eight-lane routed DHORCingham oval
- Two car categories – Tyco open wheel (F1)
  - Tomy SGP, BSRT, VSR enclosed wheel (GC)



### Carrera Digital Club 1<sup>st</sup> race 18 January 2022

- 1/32<sup>nd</sup> Carrera Digital GT Cars
- 16 Evenings a year, minimum 3x15-minute races per driver per evening.
- 12 circuits
- Full computerised timing and stats through SmartRace App



## The Club Nights and Magazine Coverage

### HO

- Racing starts between 18:45 and 19:00 hours – Finished by 21:30 hours
- Minimum of four 3-minute qualifying races & up to two Finals (F1 & GC) for each member
- Championship points for all members
- Magazine produced for every meeting covering every member & track statistic

### Carrera Digital

- Racing starts at 18:00 – Finished by 22:00 hours
- Magazine produced after each evening
- Championship points for all members
- Rules & regulations booklet covering all the DHORC rules produced each year
- Great family atmosphere, a help-all culture

### Membership Fees, Car Costs and Prizes

- Adult £40 and junior (under 16) £20 for HO & Carrera, £50/£25 combined
- Only £50 Total expenditure for two cars HO Cars, £65 one Carrera
- All cars and spares can be bought at club
- Adult, Masters (over 56), Junior (16 & under) HO Championships
- Adult & 70+ Carrera Championships





# Editorial 750



**Wow, our 750<sup>th</sup> Club Night!** Thank you all for your support this year and to everyone who has supported DHORC since 07Jul92. To still be here and thriving after running our 750<sup>th</sup> HO Club Night is quite amazing!

Another amazing stat is that we surpassed 5,000,000 feet of racing this year at the end of the Watkins Glen evening!

Congratulations to **Reuben Litherland** for taking his third Adult win in four Club Nights, to **Steve Whittaker** for winning the Masters again as well as the Early Parents this time and **JJ Hughes-Dowd** for doing the Junior double once more!

One more evening to go, Jacarepagua on 16Dec25. Let's finish the season off in style!



Nick Sismey



Front Cover: Parc Ferme

Derby HO Racing Club		Committee...2026		Derby HO Racing Club	
www.dhorc.co.uk				SmartRace Carrera DIGITAL	
Chairman / Treasurer	Nick Sismey	M 07984 339 192	sismey80@hotmail.co.uk		
Vice Chairman	Phil Rees	M 07912 378 652	dhorcman.p.r@ntlworld.com		
Secretary	Laura Edwards	M 07501 217 254	laurabubbles07@hotmail.co.uk		
CD Spares	Stuart Gray	M 07874 253 955	stuartcgray7@btinternet.com		
HO Spares + HO & CD Race Control	Lewis Blacker	M 07713 059 906	lewisjayblacker@outlook.com		
HO Race Control	Dan Turnbull	M 07751 302 255	danielturnbull@btinternet.com		
HO Parc Ferme	Reuben Litherland	M 07775 061 685	rj.litherland@yahoo.com		
HO & CD Race Control	Liam Smith	M 07477 698 158	liam-smith-93@hotmail.co.uk		
Carrera Digital	Victor de Oliveira	M 07841 505 860	vic.deo@hotmail.com		
HO Carrera Digital Scrutineer	Angus Smith	M 07591 813 431	angus@angussmith500.plus.com		
HO Carrera Digital Scrutineer	Simon Goodlip	M 07803 551708	simon.goodlip@sky.com		
Carrera Digital	Steve White	M 07859 999 480	wslotcarsteve@gmail.com		

THIS SLOT CAR MAGAZINE IS PUBLISHED AND COPYRIGHT 2025 BY DHORC, AND NO PORTION MAY BE REPRODUCED OR TRANSMITTED WITHOUT WRITTEN PERMISSION, AND MAY CONTAIN ARTICLES AND GRAPHICS REPRINTED WITH THE PERMISSION OF THE ORIGINAL COPYRIGHT HOLDER, WHO RETAINS ALL RIGHTS.

# Contents.....750

Page	Details
003	Editorial
004	Contents
005	News & Views Including..... 1. Acknowledgements 2. Our 750th Club Night since 07Jul92
006	2025 Calendar
007	2025 Winners & Continuous Club Night Attendance Records
008	DHORC Official Clothing
009	Slot Cars & Spares
010	Razorlite Lexans HO
011	Race Report – <a href="#">Watkins Glen</a> – 25 November 2025 - <a href="#">Round 31 of 33</a> Including..... <a href="#">Page 21 - Race Results</a> <a href="#">Page 27 - Best Results</a> <a href="#">Page 31 - Championship Tables</a>
040	Members' Statistics
054	Next Circuit - <a href="#">Jacarepagua</a> – 16 December 2025 - <a href="#">Rounds 32 &amp; 33 of 33</a>
056	Rules and Regulations
057	Razorlite Lexans HO Catalogue



SLOT CARS DIRECT  
UK's HO 1/64th Slot Car Specialist  
We specialize in Tomy AFX, Viper Scale Racing  
and Bulldog Racing Products.



Viper Scale Racing

# News & Views.....750

## 1. Acknowledgements for DHORC 750

<b>Stuart Gray</b>	Setting Up, Marshalling & PA	<b>Gordon Reynolds</b>	Marshalling & PA
<b>Kev Spink</b>	Setting Up, Marshalling & PA	<b>Chris Bowles</b>	Marshalling & PA
<b>Steve Whittaker</b>	Setting Up & Marshalling	<b>Luca Whittaker</b>	Marshalling
<b>Liam Smith</b>	SU, PF, RC, Marshalling & PA	<b>Denis Latham</b>	Marshalling & PA
<b>Kev Spink</b>	Setting Up, Marsh, PA & Lock	<b>Charlie Youart</b>	Marshalling
<b>Leo Sismey</b>	Setting Up	<b>Colin Blake</b>	Marshalling & PA
<b>Reuben Litherland</b>	Parc Ferme, Marsh & PA	<b>Angus Smith</b>	Marshalling & PA
<b>Dan Turnbull</b>	Race Control, Marshalling & PA	<b>Luke Hobson</b>	Marshalling & PA
<b>Dan Hughes-Dowd</b>	Marshalling	<b>JJ Hughes-Dowd</b>	Marshalling
<b>Andrew Woodhouse</b>	Marshalling	<b>Jenson Woodhouse</b>	Marshalling
<b>James Crunden</b>	Marshalling	<b>Baxter Crunden</b>	Marshalling
<b>Lewis Blacker</b>	Spares, RC, Marshalling & PA		

## 2. Our 750<sup>th</sup> Club Night since 07Jul92

Just wow, what an achievement! Thanks all. We have averaged 27 racers to every one of those 750 Club Nights, covering 1,766,493 laps which equates to 39,159 miles!



Nick Sismey

dhorc		HO Calendar 2025			dhorc	
Day	Date	Location	Rounds	Track		
Tuesday	07-Jan	Conference Room	1 (F1) 2 (GC)	Miami		
Tuesday	28-Jan	Conference Room	3 (F1)	Interlagos		
Sat/Sun	08/09Feb	Mezzanine / The Tram Shed	Corporate 01	Italian Day		
Tuesday	18-Feb	Conference Room	4 (F1) 5 (GC)	Cadwell Park		
Wednesday	19-Feb	Conference Room	Corporate 02	Swadlincote Round Table		
Sunday	23-Feb	The Yard, Dolomite Brewery	Corporate 03	Birthday Party		
Saturday	01-Mar	Mezzanine / The Tram Shed	Corporate 04	UK Car Events/GNC Coffee & Car Meet		
Tuesday	11-Mar	Mezzanine / The Tram Shed	6 (GC)	Monaco (New)		
Saturday	15-Mar	Mezzanine / The Tram Shed	Corporate 05	GNC's 1st Birthday		
Tuesday	01-Apr	Conference Room	7 (F1)	Long Beach		
Saturday	26-Apr	Mezzanine / The Tram Shed	Corporate 06	GNC Derby Children's Holiday Centre		
Tuesday	29-Apr	Conference Room	8 (F1) 9 (GC)	Zandvoort		
Tuesday	13-May	Conference Room	10 (GC)	Nashville		
Tuesday	03-Jun	Conference Room	11 (F1) 12 (GC)	Dijon-Prenois		
Tuesday	24-Jun	Conference Room	13 (F1) 14 (GC)	Shanghai (New)		
Tuesday	15-Jul	Conference Room	15 (F1) 16 (GC)	Red Bull Ring (New)		
Tuesday	22-Jul	Mezzanine / The Tram Shed	17 (F1) 18 (GC)	DHORCIngham Oval		
Friday	25-Jul	Mezzanine / The Tram Shed	Corporate 07	Progressive Sports		
Sat/Sun	02/03Aug	Highacres Farm	Corporate 08	Cromford Steam Rally		
Sunday	03-Aug	Mallory Park	Corporate 09	RSOC National Day		
Tuesday	05-Aug	Conference Room	21 (F1) 22 (GC)	Florano		
Sat/Sun	09/10Aug	Donington Park	Corporate 10	Convoy in the Park		
Sat/Sun	30/31Aug	Donington Park	Corporate 11	British Touring Car Championship		
Tuesday	02-Sep	Conference Room	Test Night	Test Track		
Tuesday	23-Sep	Mezzanine / The Tram Shed	23 (F1) 24 (GC)	Jarama		
Thursday	25-Sep	Mezzanine / The Tram Shed	Corporate 12	Loughborough Round Table		
Friday	26-Sep	Mezzanine / The Tram Shed	Corporate 13	Tecforce		
Tuesday	30-Sep	Conference Room	25 (F1) 26 (GC)	Pukekohe Park		
Tuesday	21-Oct	Conference Room	27 (F1)	Donington Park (New)		
Sunday	26-Oct	Mezzanine / The Tram Shed	Corporate 14	75 years of F1		
Tuesday	11-Nov	Conference Room	28 (F1) 29 (GC)	Trois-Rivieres		
Tuesday	18-Nov	Conference Room		AGM		
Tuesday	25-Nov	Conference Room	30 (F1) 31 (GC)	Watkins Glen		
Thursday	04-Dec	Mezzanine / The Tram Shed	Corporate 15	RR employees Motor Club		
Tuesday	16-Dec	Conference Room	32 (F1) 33 (GC)	Jacarepagua (New)		

dhorc		CD Calendar 2025			Carrera DIGITAL	
Day	Date	Location	Rounds	Track		
Tuesday	14-Jan	Conference Room	Test Night	Mugello (New)		
Tuesday	21-Jan	Conference Room	1 2 3	Mugello		
Friday	07-Feb	Mezzanine / The Tram Shed	4 5 6	Monza		
Saturday	08-Feb	Mezzanine / The Tram Shed	7 8 9 10 11	Monza		
Tuesday	11-Feb	Conference Room	12 13 14	Daytona		
Tuesday	25-Feb	Conference Room	Test Night	Catalunya (New)		
Tuesday	18-Mar	Conference Room	15 16 17	Catalunya		
Tuesday	08-Apr	Conference Room	18 19 20	Fuji		
Tuesday	06-May	Conference Room	Test Night	Okayama (New)		
Tuesday	27-May	Conference Room	21 22 23	Okayama		
Friday	06-Jun	Mezzanine / The Tram Shed	TN 24 25	Le Mans (New)		
Saturday	07-Jun	Mezzanine / The Tram Shed	26 27 28 29	Le Mans		
Tuesday	17-Jun	Conference Room	30 31 32	Okayama		
Tuesday	08-Jul	Conference Room	33 34 35	Sakhir		
Tuesday	29-Jul	Conference Room	36 37 38	Catalunya		
Tuesday	19-Aug	Conference Room	Test Night	Watkins Glen (New)		
Tuesday	16-Sep	Conference Room	39 40 41	Watkins Glen		
Tuesday	07-Oct	Conference Room	Low Downforce & Car Prep Test Night - Fuji			
Tuesday	14-Oct	Conference Room	42 43 44	Mugello		
Friday	24-Oct	Mezzanine / The Tram Shed	TN 45 46 47	Suzuka (New)		
Saturday	25-Oct	Mezzanine / The Tram Shed	48 49 50 51 52 53	Suzuka		
Sunday	26-Oct	Mezzanine / The Tram Shed	TN 54 55	Mexico City		
Tuesday	04-Nov	Conference Room	56 57 58	Watkins Glen		
Tuesday	18-Nov	Conference Room		AGM		
Friday	28-Nov	Mezzanine / The Tram Shed	TN 59 60 61	Bathurst (New)		
Saturday	29-Nov	Mezzanine / The Tram Shed	62 63 64 65 66 67	Bathurst		
Tuesday	02-Dec	Conference Room	68 69 70	Luanda		

# Winners 2025

F1 Qualifies on Yellow & Red, GC on Green & Blue Lanes

Day	Date	Rnd	Track	Final	Adults	Masters	Juniors	Early Parents
Tue	07-Jan	1	Miami	F1	C Bowles	S Goodlip / N Sismey	JJ Hughes-Dowd	A Woodhouse
Tue	07-Jan	2	Miami	GC	A Smith	S Goodlip / P Rees	JJ Hughes-Dowd	M Graham
Tue	28-Jan	3	Interlagos	F1	S Goodlip	S Goodlip	JJ Hughes-Dowd	D Hughes-Dowd
Tue	18-Feb	4	Cadwell Park	F1	R Litherland	Kev / Phil / Steve	JJ Hughes-Dowd	A Woodhouse
Tue	18-Feb	5	Cadwell Park	GC	C Bowles	G Reynolds	JJ Hughes-Dowd	A Woodhouse
Tue	11-Mar	6	Monaco	GC	C Bowles	S Whittaker	JJ Hughes-Dowd	S Whittaker
Tue	01-Apr	7	Long Beach	F1	A Smith	J Dudley	JJ Hughes-Dowd	A Stevenson
Tue	29-Apr	8	Zandvoort	F1	A Smith	G Reynolds	JJ Hughes-Dowd	D Hughes-Dowd
Tue	29-Apr	9	Zandvoort	GC	A Smith	A Smith	JT Hughes-Dowd	D Hughes-Dowd
Tue	13-May	10	Nashville	GC	A Smith	A Smith	JJ Hughes-Dowd	M Graham
Tue	03-Jun	11	Dijon-Prenois	F1	S Goodlip	G Reynolds	JT Hughes-Dowd	D Hughes-Dowd
Tue	03-Jun	12	Dijon-Prenois	GC	A Smith	S Goodlip	JT Hughes-Dowd (3)	J Crunden
Tue	24-Jun	13	Shanghai	F1	A Smith	J Dudley / G Reynolds	J Woodhouse	A Woodhouse
Tue	24-Jun	14	Shanghai	GC	C Bowles	Angus / Jim / Steve	J Woodhouse	A Woodhouse
Tue	15-Jul	15	Red Bull Ring	F1	A Smith	A Smith	J Graham	J Crunden
Tue	15-Jul	16	Red Bull Ring	GC	A Smith	K Spink	JJ Hughes-Dowd	S Whittaker
Tue	22-Jul	17	dhorcingham	F1	A Woodhouse	G Reynolds	B Crunden	A Woodhouse
Tue	22-Jul	18	dhorcingham	GC	A Woodhouse (2)	G Reynolds / A Smith	T Stevenson	A Woodhouse
Tue	22-Jul	19	dhorcingham	F1	C Bowles	B Johnson	JJ Hughes-Dowd	J Crunden
Tue	22-Jul	20	dhorcingham	GC	A Smith	B Johnson / A Smith	L Whittaker	D Hughes-Dowd
Tue	05-Aug	21	Fiorano	F1	S Goodlip	S Goodlip (5)	JJ Hughes-Dowd	A Woodhouse
Tue	05-Aug	22	Fiorano	GC	A Smith	G Reynolds	JJ Hughes-Dowd	M Graham
Tue	23-Sep	23	Jarama	F1	S Goodlip (4)	G Reynolds	JJ Hughes-Dowd	J Crunden
Tue	23-Sep	24	Jarama	GC	C Bowles	S Whittaker	JJ Hughes-Dowd	M Graham (4)
Tue	30-Sep	25	Pukekohe	F1	C Bowles	G Reynolds (9)	JJ Hughes-Dowd	J Crunden
Tue	30-Sep	26	Pukekohe	GC	A Smith (12)	B Johnson (3)	JJ Hughes-Dowd	J Crunden
Tue	21-Oct	27	Donington Park	F1	C Bowles	K Spink (3)	J Woodhouse	D Hughes-Dowd
Tue	11-Nov	28	Trois-Rivieres	F1	R Litherland	A Smith (7)	J Woodhouse (4)	D Hughes-Dowd
Tue	11-Nov	29	Trois-Rivieres	GC	R Litherland	S Gray / N Sismey	JJ Hughes-Dowd	J Crunden (7)
Tue	25-Nov	30	Watkins Glen	F1	C Bowles (9)	Gordon/Nick/Steve/Stuart	JJ Hughes-Dowd	D Hughes-Dowd (8)
Tue	25-Nov	31	Watkins Glen	GC	R Litherland (4)	Steve Whittaker (6)	JJ Hughes-Dowd (21)	S Whittaker (3)
Tue	16-Dec	32	Jacarepagua	F1				
Tue	16-Dec	33	Jacarepagua	GC				

## Race Winners

Adults

Chris Bowles  
Adults

Masters

Steve Whittaker  
Masters

Juniors

JJ Hughes-Dowd  
Juniors

Early Parents

Steve Whittaker  
Early Parents

## Continuous Club Night Attendance Records

Members below have built up ten or more continuous Club Night attendances, including DHORC 750:-

Nick Sismey	299 Club Nights	Lewis Blacker	51	Luca Whittaker	25
Reuben Litherland	31	Dan Hughes-Dowd	17	JJ Hughes-Dowd	17
Gordon Reynolds	15	Andrew Woodhouse	15	Jenson Woodhouse	15

**Record Club Night Attendance** Phil Rees 710

**Record Continuous Club Night Attendance** Nick Sismey 299

**Record Continuous Evening Attendance** Nick Sismey 236







Visit our  
Facebook Page  
or the back of  
this magazine



Clear plastic bodies to suit a variety of HO  
chassis. Many not found elsewhere



# Race Report



## Round 31

## Watkins Glen – GC

## 25<sup>th</sup> November 2025



Reuben Litherland took a break from Parc Ferme to take his third win in four Club Nights



Thumbs up from Colin Blake for taking his third career Final win

Round 30

Watkins Glen (USA)

Round 31

Previous Results

		Adults		1st	2nd	3rd
DHORC 556	24-Oct	2017	111' 8"	S Goodlip	P Rees	N Sismey
DHORC 569	10-Apr	2018	111' 8"	A Smith	C Roythorne	S Goodlip
DHORC 696 F1	04-Jun	2024	111' 8"	JJ Hughes-Dowd	P Rees	A Smith
DHORC 697 GC	04-Jun	2024	111' 8"	A Smith	S Goodlip	L Pateman
DHORC 716 F1	26-Nov	2024	111' 8"	P Rees	S Goodlip	A Smith
DHORC 717 F1	26-Nov	2024	111' 8"	A Smith	S Goodlip	C Bowles
DHORC 749 F1	25-Nov	2025	111' 8"	C Bowles	L Smith	D Latham
DHORC 750 GC	25-Nov	2025	111' 8"	R Litherland	A Smith	N Sismey
		Juniors		1st	2nd	3rd
DHORC 556	24-Oct	2017	111' 8"	B Roythorne	A Turnbull	L Turnbull
DHORC 569	10-Apr	2018	111' 8"	Z Roythorne	A Turnbull	B Roythorne
DHORC 696 F1	04-Jun	2024	111' 8"	JJ Hughes-Dowd	T Stevenson	J Graham
DHORC 697 GC	04-Jun	2024	111' 8"	JJ Hughes-Dowd	J Graham	T Stevenson
DHORC 716 F1	26-Nov	2024	111' 8"	JJ Hughes-Dowd	J Woodhouse	JT Hughes-Dowd
DHORC 717 F1	26-Nov	2024	111' 8"	JT Hughes-Dowd	JJ Hughes-Dowd	J Woodhouse
DHORC 749 F1	25-Nov	2025	111' 8"	JJ Hughes-Dowd	J Woodhouse	L Whittaker
DHORC 750 GC	25-Nov	2025	111' 8"	JJ Hughes-Dowd	J Woodhouse	L Whittaker

Circuit Records

Lap Length 111' 8"

Qualifying

F1/GC	S Goodlip	10Apr18
	97.8 Laps	
F1	A Smith	26Nov24
	43.6 Laps	
GC	A Smith	04Jun24
	56.3 Laps	

Fastest Laps

F1	L Pateman	04Jun24
	7.07 Secs	
GC	A Smith	04Jun24
	5.13 Secs	

Race Laps

F1	P Rees	26Nov24
	23.1 Laps	
GC	A Smith	26Nov24
	31.4 Laps	

Final Points

5.5 Points	S Goodlip	26Nov24
------------	-----------	---------



DHORC 749 & 750



Steve Whittaker won both the Early Parents and the Masters

GC Finals ADULT REPORT GC Finals

Three out of four ain't bad!

**'A' Final** – **Reuben Litherland** made it three wins from four starts by taking the GC win at Watkins Glen. Following his first double win at Trois Rivières two weeks ago it went pear shaped in the F1 race in upper New York state but then came good in the second Club Night of the evening. Just to make it a little trickier for himself he qualified in the 'B', winning that, before becoming the only racer on the night to surpass 30 laps in the 'A'. His 30.8 laps beat Pole sitter **Angus Smith** by no less than 2.9 laps. This was Reuben's 6<sup>th</sup> (4<sup>th</sup>) win and 4<sup>th</sup> (4<sup>th</sup>) most race laps with Angus heading towards triple figures re front row starts with his 97<sup>th</sup> (19<sup>th</sup>). Reuben has now secured his best ever finish in the Adult Championship, second!

**Nick Sismey** took third another 2.5 laps back while **Liam Smith** looked good for another great result only for his car to play up, Liam withdrawing after 4.3 laps in what was his 250<sup>th</sup> Adult Club Night. He had qualified a tenth ahead of Nick who had qualified a tenth ahead of Reuben!

**Derby HO Racing Club**  
**dherc**  
 Home of HO Le Mans

**Round 31 - ADULTS**  
**Watkins Glen GC - USA**  
 25 November 2025

**2nd**  
**Angus Smith**

**1st**  
**Reuben Litherland**

**3rd**  
**Nick Sismey**



**Race Controller Dan Turnbull was again well into the top ten in GC**



**Stuart Gray again played a big part in setting up the Watkins Glen circuit.**

**'B' Final** – **Luke Hobson** is already looking like 'A' Final material in only his fifth Club Night as he was Reuben's main opposition, but even he could only get to within 5.3 laps of our eventual winner. Another 2.6 laps back was **Dan Turnbull**, who had beaten Luke to seventh on the grid by nine tenths of a lap. **Chris Bowles** was in an uncharacteristically low grid slot for him, tenth, so having to battle through the 'C' to take those on in the 'B'. While he had set his 8<sup>th</sup> (4<sup>th</sup>) fastest lap on Green Lane in Qualifying, he had car problems on Blue. Now in the penultimate Final of the night he again struggled withdrawing after 9.8 laps to take seventh. He does however move into third overall in the Adult Championship.

**'C' Final** – Stop the front page! **Lewis Blacker** didn't win a Final in GC! Finishing 2.9 laps behind Chris in eighth he was another 2.7 laps ahead of our F1 podium finisher **Denis Latham** while 'D' winner **Nick Jarram** jumped four places from 14<sup>th</sup> on the grid to tenth at the end of the 'C', 8.4 laps back, as he struggled with consistency on the tricky Yellow Lane.

Lewis extends his lead in the Final Challenge from 4.5 to 5.5 points over Reuben with Angus 13.0 points back in third. In reality the Championship is now between Lewis and Reuben.

**'D' Final** – **Kev Spink** was 0.3 laps ahead of Nick on the grid but wasn't able to convert that into a Final win despite a quicker lap time, dropping 1.3 laps to our 'D' Final winner. **Colin Blake** came up from the 'E' and got to within six tenths of Kev in 12<sup>th</sup> while **Stuart Gray** finished on the same tenth as Colin but a lap back, having out qualified him by two laps!

**'E' Final** – **Gordon Reynolds** gave Colin a good run for his money as they lapped within 0.11 seconds of each other, Colin eking out just a four tenths of a lap lead at the flag.

**Early Parents' 'F' Final** – **Steve Whittaker** took his third Early Parents' win from Pole position with reigning and current Championship leader **Andrew Woodhouse** taking second 3.2 laps down. Earlier F1 winner **Dan Hughes-Dowd** was another lap and a tenth back with **Jim Crunden** taking his fifth Wooden Spoon of the year in 18<sup>th</sup>, 0.7 laps further behind.

Andrew remains atop the Early Parent's Championship pile however Dan is but 0.5 points back. The absent Mike Graham is another 6.0 points back in third. Realistically the Championship is now down to Andrew and Dan in Brazil.

#### MASTERS REPORT

### Steve also takes the Masters

To add to his Early Parents' win Steve also took the Masters' win from Angus, Gordon, Kev and Stuart all in second with Nick in sixth. Angus continues to lead the Championship, with Gordon and Nick sharing third. Mathematically five racers can still take the title at Jacarepagua on 16Dec25.





**Kev Spink again helped with setting up just finishing just outside the top ten in GC**



**Angus Smith and Andrew Woodhouse using brute force and ignorance to move a crown wheel along the axle!**

JUNIOR REPORT

## JJ takes 6<sup>th</sup> double of the year!

**'A' Final** – JJ Hughes-Dowd took his sixth double win on a night this year at Watkins Glen with a record 53<sup>rd</sup> Junior win and 20<sup>th</sup> of the year. Going into the 'A' Final he broke his own Qualifying record of 43.2 laps set on 04Jun24, increasing it to 45.3 laps. This led to his 54<sup>th</sup> career Pole and a record 23<sup>rd</sup> in a year. Just to add to that his laps total in the Final gave him his 50<sup>th</sup> (21<sup>st</sup>) most race laps and his 6.67 second lap time gave him his 49<sup>th</sup> (21<sup>st</sup>) fastest lap.

F1 Pole sitter **Jenson Woodhouse** got to within 4.8 laps of JJ in Qualy and 3.3 laps in the Final, taking second with the podium matching the F1 podium, **Luca Whittaker** again in third just four tenths behind Jenson. With **Baxter Crunden** getting within 0.3 laps of Luca in the race to Pole he finished 1.8 behind the latter in the Final, in fourth.

Unfortunately there wasn't a space for Non-Member **Charlie Youart** this week, but his 27.0 laps on the night meant we surpassed 5,000,000 feet of racing this year!

JJ is already confirmed as back-to-back Junior Champion with Jenson confirmed in second, while Luca is chasing down the absent JT Hughes-Dowd for third. With a 7.5 lead over Luca in the Final Challenge, JJ is all but there, unless something extraordinary happens at the last race of the year at Jacarepagua. Third place could be taken by one of four racers in Brazil so close are the points.

**Derby HO Racing Club**  
Home of HO Le Mans

**Round 31 - JUNIORS**

**Watkins Glen GC - USA**

**25 November 2025**

**2nd**  
Jenson Woodhouse


**1st**  
JJ Hughes-Dowd

**3rd**  
Luca Whittaker



Jim Crunden qualified an excellent ninth but did take home the Wooden Spoon!

# Race Results



Who Came Where?

Who Scored What?



Newbie Luke Hobson is already a regular 'B' Final runner!

DERBY HO RACING CLUB CHAMPIONSHIP RACE 750																							
Watkins Glen - 25 November 2025 - Round 31 - GC Finals																							
MASTER POINTS TABLE (NM = NON MEMBER)																							
Derby HO Racing Club																							
Home of HO Le Mans																							
2023																							
QUALIFYING						FINAL POSITIONS						BEST RACE LAPS (3 MINS)						POINTS TOTAL					
POS	ADULT	LAPS	PTS	ADULT	PTS	POS	ADULT	TIME	MPH	POS	ADULT	LAPS	PTS	ADULT	PTS	POS	ADULT	PTS					
1	A Smith (M)	53.8	45	1	R Litherland	1	C Bowles	5.33	14.284	1	R Litherland	30.8	45	1	R Litherland	1	R Litherland	4.0					
2	L Smith	47.3	38	2	A Smith (M)	2	A Smith (M)	5.57	13.669	2	A Smith (M)	28.3	41	2	A Smith (M)	2	C Blake	3.0					
3	N Sismey (M)	47.2	34	3	R Litherland	3	R Litherland	5.63	13.523	3	C Bowles	27.8	34	3	N Sismey (M)	3	C Bowles	2.5					
4	R Litherland	47.1	31	4	L Blacker	4	L Blacker	6.11	12.461	4	N Sismey (M)	25.4	31	4	L Smith	3	N Jarram	2.5					
5	S Whittaker (M)	46.9	29	5	L Hobson	5	L Smith	6.20	12.280	5	L Blacker	24.9	29	5	S Whittaker (M)	5	S Whittaker (M)	2.0					
6	A Woodhouse	45.0	28	6	D Turnbull	6	N Sismey (M)	6.38	11.934	6	L Smith	23.9	29	6	A Smith (M)	6	A Smith (M)	1.5					
7	D Turnbull	44.0	27	7	C Bowles	7	L Hobson	6.39	11.915	7	S Whittaker (M)	23.8	28	7	D Turnbull	6	A Woodhouse	1.5					
8	L Hobson	43.1	26	8	L Blacker	8	D Turnbull	6.70	11.364	8	L Hobson	23.4	26	8	L Blacker	6	L Hobson	1.5					
9	J Crunden	41.8	25	9	D Latham	9	S Whittaker (M)	6.73	11.313	9	A Woodhouse	23.3	25	9	D Latham	6	L Blacker	1.5					
10	C Bowles	40.7	24	10	N Jarram	10	A Woodhouse	6.78	11.229	9	D Turnbull	23.3	24	10	N Jarram	6	K Spink (M)	1.5					
11	D Latham	39.5	23	11	K Spink (M)	11	D Latham	6.79	11.213	11	D Latham	22.2	23	11	K Spink (M)	6	S Gray (M)	1.5					
12	L Blacker	39.4	22	12	C Blake	12	J Crunden	6.81	11.180	12	J Crunden	21.9	22	12	C Blake	6	G Reynolds (M)	1.5					
13	K Spink (M)	39.3	21	13	S Gray (M)	13	N Jarram	7.07	10.769	13	N Jarram	21.2	21	13	S Gray (M)	13	N Sismey (M)	1.0					
14	N Jarram	39.0	20	14	G Reynolds (M)	14	D Hughes-Dowd	7.09	10.738	14	D Hughes-Dowd	20.5	20	14	G Reynolds (M)	13	D Turnbull	1.0					
15	D Hughes-Dowd	38.4	19	15	S Whittaker (M)	15	K Spink (M)	7.35	10.359	15	K Spink (M)	20.0	19	15	S Whittaker (M)	13	D Latham	1.0					
16	S Gray (M)	38.3	18	16	A Woodhouse	16	S Gray (M)	7.64	9.965	16	C Blake	19.9	18	16	A Woodhouse	13	D Hughes-Dowd	1.0					
17	C Blake	36.3	17	17	D Hughes-Dowd	17	C Blake	7.79	9.774	17	G Reynolds (M)	19.5	17	17	D Hughes-Dowd	17	L Smith	0.5					
18	G Reynolds (M)	35.9	16	18	J Crunden	18	G Reynolds (M)	8.02	9.493	18	S Gray (M)	19.2	16	18	J Crunden	17	J Crunden	0.5					
QUALIFYING						FINAL POSITIONS						BEST RACE LAPS (3 MINS)						POINTS TOTAL					
POS	JUNIOR	LAPS	PTS	JUNIOR	PTS	POS	JUNIOR	TIME	MPH	POS	JUNIOR	LAPS	PTS	JUNIOR	PTS	POS	JUNIOR	PTS					
1	JJ Hughes-Dowd	45.3	45	1	JJ Hughes-Dowd	1	JJ Hughes-Dowd	6.67	11.415	1	JJ Hughes-Dowd	24.7	50	1	JJ Hughes-Dowd	1	JJ Hughes-Dowd	2.0					
2	J Woodhouse	40.5	38	2	J Woodhouse	2	J Woodhouse	7.19	10.589	2	J Woodhouse	22.2	38	2	J Woodhouse	2	J Woodhouse	1.5					
3	L Whittaker	39.3	34	3	B Crunden	3	B Crunden	7.27	10.473	3	B Crunden	21.1	34	3	L Whittaker	3	L Whittaker	1.0					
4	B Crunden	39.0	31	4	L Whittaker	4	L Whittaker	7.29	10.444	4	L Whittaker	20.4	31	4	B Crunden	4	B Crunden	0.5					
5	C Youart (NM)	27.0	NM	5	C Youart (NM)	5	C Youart (NM)	11.28	6.750	5	C Youart (NM)	13.7	NM	5	C Youart	5	C Youart	NM					



Junior 'A' Final – Winner JJ Hughes-Dowd, Jenson Woodhouse (2<sup>nd</sup>), Luke Whittaker (3<sup>rd</sup>) & Baxter Crunden (4<sup>th</sup>)





DERBY HO RACING CLUB CHAMPIONSHIP RACE 750  
**Watkins Glen - 25 November 2025 - Round 31 - GC Finals**  
 QUALIFYING AND FINAL RACE RESULTS



CL	NAME	GREEN		BLUE		QUAL LAPS	FIN POS	FIN PTS	FINAL 1		FINAL 2		BEST		TOTAL LAPS
		LAPS	TIME	LAPS	TIME				LAPS	TIME	LAPS	TIME	LAPS	TIME	
A	A Smith (M)	28.3	5.85	25.5	6.33	53.8	A2	1.5	27.9	5.57			28.3	5.57	81.7
A	L Smith	23.9	6.24	23.4	6.20	47.3	A4	0.5	4.3	6.85			23.9	6.20	51.6
A	N Sismey (M)	22.3	6.38	24.9	6.43	47.2	A3	1.0	25.4	6.57			25.4	6.38	72.6
A	R Litherland	20.3	5.76	26.8	6.06	47.1	A1	4.0	28.7	5.63	30.8	5.69	30.8	5.63	106.6
A	S Whittaker (M)	23.3	6.73	23.6	7.14	46.9	F1	2.0	23.8	7.11			23.8	6.73	70.7
A	A Woodhouse	21.7	6.84	23.3	6.84	45.0	F2	1.5	20.6	6.78			23.3	6.78	65.6
A	D Turnbull	20.7	7.35	23.3	7.17	44.0	B3	1.0	20.8	6.70			23.3	6.70	64.8
A	L Hobson	21.8	7.38	21.3	6.57	43.1	B2	1.5	23.4	6.39			23.4	6.39	66.5
A	J Crunden	21.9	6.91	19.9	6.98	41.8	F4	0.5	19.5	6.81			21.9	6.81	61.3
A	C Bowles	24.4	5.33	16.3	5.78	40.7	B4	2.5	27.8	5.88	9.8	5.68	27.8	5.33	78.3
A	D Latham	19.8	7.77	19.7	8.37	39.5	C3	1.0	22.2	6.79			22.2	6.79	61.7
A	L Blacker	17.9	6.52	21.5	6.47	39.4	C2	1.5	24.9	6.11			24.9	6.11	64.3
A	K Spink (M)	19.3	8.12	20.0	7.35	39.3	D2	1.5	19.9	7.39			20.0	7.35	59.2
A	N Jarram	18.4	7.32	20.6	7.34	39.0	C4	2.5	21.2	7.51	13.8	7.07	21.2	7.07	74.0
A	D Hughes-Dowd	20.5	7.38	17.9	7.35	38.4	F3	1.0	20.2	7.09			20.5	7.09	58.6
A	S Gray (M)	19.2	7.64	19.1	8.50	38.3	D4	1.5	18.3	7.98			19.2	7.64	56.6
A	C Blake	17.6	8.32	18.7	8.12	36.3	D3	3.0	19.9	7.93	19.3	7.79	19.9	7.79	75.5
A	G Reynolds (M)	17.3	8.66	18.6	8.61	35.9	E2	1.5	19.5	8.02			19.5	8.02	55.4
J	JJ Hughes-Dowd	22.0	6.76	23.3	6.88	45.3	A1	2.0	24.7	6.67			24.7	6.67	70.0
J	J Woodhouse	18.3	7.69	22.2	7.69	40.5	A2	1.5	20.4	7.19			22.2	7.19	60.9
J	L Whittaker	18.9	7.78	20.4	7.80	39.3	A3	1.0	20.0	7.29			20.4	7.29	59.3
J	B Crunden	17.9	7.27	21.1	7.30	39.0	A4	0.5	18.2	7.47			21.1	7.27	57.2
JS	C Youart	13.3	11.51	13.7	11.28	27.0	B1						13.7	11.28	27.0
TOTAL FEET											167,432.0	TOTAL LAPS		1,499.4	



Adult Early Parents' 'F' – Winner Steve (15<sup>th</sup>), Andrew (16<sup>th</sup>), Jim (18<sup>th</sup>) & Dan Hughes-Dowd (17<sup>th</sup>)



Everyone's  
**Best Results**  
At This Circuit



**What are my Best Scores?**  
**Who Have I Beaten?**



Adult 'E' – Gordon Reynolds (14<sup>th</sup>) & winner Colin Blake



**Watkins Glen Best Off Chart 3 - GC**

Qualifying					Fastest Laps					Race Laps				
Pos	Adult	Laps	MPH	Date	Pos	Adult	Time	MPH	Date	Pos	Adult	Laps	MPH	Date
1	A Smith	56.3	11.907	04-Jun-24	1	A Smith	5.13	14.842	04-Jun-24	1	A Smith	31.4	13.282	26-Nov-24
2	S Goodlip	56.1	11.865	04-Jun-24	2	S Goodlip	5.17	14.727	26-Nov-24	2	S Goodlip	30.9	13.070	26-Nov-24
3	L Pateman	54.6	11.548	04-Jun-24	3	L Pateman	5.18	14.699	04-Jun-24	3	R Litherland	30.8	13.028	25-Nov-25
4	N Sismey	52.7	11.146	04-Jun-24	4	C Bowles	5.33	14.285	25-Nov-25	4	C Roythorne	28.8	12.182	10-Apr-18
5	R Litherland	50.0	10.575	04-Jun-24	5	R Litherland	5.63	13.524	25-Nov-25	5	L Pateman	28.7	12.140	04-Jun-24
6	P Rees	48.6	10.279	04-Jun-24	6	C Roythorne	5.68	13.405	10-Apr-18	6	C Bowles	27.8	11.759	25-Nov-25
7	C Bowles	47.9	10.131	26-Nov-24	7	L Smith	5.88	12.949	10-Apr-18	7	L Smith	27.4	11.590	10-Apr-18
8	L Smith	47.3	10.004	25-Nov-25	8	N Sismey	5.90	12.905	10-Apr-18	8	N Sismey	26.9	11.378	04-Jun-24
9	S Whittaker	46.9	9.919	25-Nov-25	9	L Blacker	6.11	12.461	25-Nov-25	9	J Lymer	26.1	11.040	10-Apr-18
10	A Woodhouse	45.0	9.517	25-Nov-25	10	D Garbett	6.18	12.320	10-Apr-18	9	D Garbett	26.1	11.040	10-Apr-18
11	D Turnbull	44.9	9.496	04-Jun-24	10	P Rees	6.18	12.320	26-Nov-24	11	P Rees	25.4	10.744	26-Nov-24
12	JJ Hughes-Dowd	43.2	9.137	04-Jun-24	12	J Lymer	6.36	11.971	10-Apr-18	12	L Blacker	24.9	10.533	25-Nov-25
13	L Hobson	43.1	9.115	25-Nov-25	13	L Hobson	6.39	11.915	25-Nov-25	13	JT Hughes-Dowd	24.6	10.406	26-Nov-24
14	D Latham	42.6	9.010	04-Jun-24	14	D Turnbull	6.60	11.536	26-Nov-24	14	S Whittaker	23.8	10.067	25-Nov-25
15	J Crunden	41.8	8.841	25-Nov-25	15	JT Hughes-Dowd	6.63	11.484	26-Nov-24	15	G Peach	23.6	9.983	10-Apr-18
16	A Stevenson	41.6	8.798	04-Jun-24	16	J Lamb	6.67	11.415	10-Apr-18	15	D Turnbull	23.6	9.983	04-Jun-24
17	JT Hughes-Dowd	41.0	8.671	26-Nov-24	16	D Hughes-Dowd	6.67	11.415	26-Nov-24	17	J Lamb	23.4	9.998	10-Apr-18
18	M Graham	40.4	8.544	04-Jun-24	18	G Peach	6.71	11.347	10-Apr-18	17	L Hobson	23.4	9.898	25-Nov-25
19	S Gray	40.1	8.481	04-Jun-24	19	S Whittaker	6.73	11.313	25-Nov-25	19	A Woodhouse	23.3	9.856	25-Nov-25
20	D Hughes-Dowd	40.0	8.460	26-Nov-24	20	A Woodhouse	6.78	11.230	25-Nov-25	20	K Alcock	22.8	9.644	10-Apr-18
21	L Blacker	39.4	8.333	25-Nov-25	21	D Latham	6.79	11.213	25-Nov-25	20	JJ Hughes-Dowd	22.8	9.644	04-Jun-24
22	K Spink	39.3	8.312	25-Nov-25	22	J Crunden	6.81	11.180	25-Nov-25	22	T Stacey	22.3	9.433	10-Apr-18
23	N Jarram	39.0	8.248	25-Nov-25	23	JJ Hughes-Dowd	6.82	11.164	04-Jun-24	23	D Latham	22.2	9.390	25-Nov-25
24	B Johnson	38.6	8.164	26-Nov-24	24	R Masters	6.90	11.035	10-Apr-18	24	A Stevenson	22.1	9.348	04-Jun-24
25	C Blake	36.3	7.677	25-Nov-25	25	K Alcock	6.95	10.955	10-Apr-18	25	J Crunden	21.9	9.264	25-Nov-25
26	G Reynolds	35.9	7.593	25-Nov-25	25	T Stacey	6.95	10.955	10-Apr-18	26	B Johnson	21.7	9.179	26-Nov-24
27	C Roythorne	N/A	N/A	N/A	27	N Jarram	7.07	10.769	25-Nov-25	27	R Lawson	21.2	8.967	10-Apr-18
27	D Edwards	N/A	N/A	N/A	28	B Johnson	7.25	10.502	26-Nov-24	27	M Graham	21.2	8.967	04-Jun-24
27	D Garbett	N/A	N/A	N/A	29	M Graham	7.28	10.459	04-Jun-24	27	N Jarram	21.2	8.967	25-Nov-25
27	G Peach	N/A	N/A	N/A	30	A Stevenson	7.31	10.416	04-Jun-24	30	D Hughes-Dowd	21.1	8.925	26-Nov-24
27	J Holmes	N/A	N/A	N/A	31	K Spink	7.35	10.359	25-Nov-25	31	S Gray	21.0	8.883	04-Jun-24
27	J Lamb	N/A	N/A	N/A	32	S Gray	7.55	10.085	04-Jun-24	32	R Masters	20.1	8.502	10-Apr-18
27	J Lymer	N/A	N/A	N/A	33	R Lawson	7.64	9.966	10-Apr-18	33	K Spink	20.0	8.460	25-Nov-25
27	K Alcock	N/A	N/A	N/A	34	C Blake	7.79	9.774	25-Nov-25	34	J Holmes	19.9	8.418	10-Apr-18
27	L Williamson	N/A	N/A	N/A	35	J Holmes	7.80	9.761	10-Apr-18	34	C Blake	19.9	8.418	25-Nov-25
27	M Allsopp	N/A	N/A	N/A	36	G Reynolds	8.02	9.494	25-Nov-25	36	M Martinez	19.8	8.375	10-Apr-18
27	M Martinez	N/A	N/A	N/A	37	M Allsopp	9.09	8.376	24-Oct-17	37	G Reynolds	19.5	8.248	25-Nov-25
27	R Lawson	N/A	N/A	N/A	38	D Edwards	9.19	8.285	24-Oct-17	38	M Allsopp	16.6	7.022	24-Oct-17
27	R Masters	N/A	N/A	N/A	39	L Williamson	10.86	7.011	24-Oct-17	39	D Edwards	15.3	6.472	24-Oct-17
27	S Smith	N/A	N/A	N/A	40	S Smith	10.97	6.941	24-Oct-17	40	L Williamson	13.4	5.668	24-Oct-17
27	T Stacey	N/A	N/A	N/A	41	M Martinez	11.67	6.524	24-Oct-17	41	S Smith	13.2	5.584	24-Oct-17
Pos	Junior	Laps	MPH	Date	Pos	Junior	Time	MPH	Date	Pos	Junior	Laps	MPH	Date
1	JJ Hughes-Dowd	45.3	9.581	25-Nov-25	1	B Roythorne	5.87	12.971	24-Oct-17	1	B Roythorne	26.6	11.252	24-Oct-17
2	JT Hughes-Dowd	41.0	8.671	26-Nov-24	2	Z Roythorne	6.04	12.606	24-Oct-17	2	Z Roythorne	25.4	10.744	24-Oct-17
3	J Woodhouse	40.5	8.566	25-Nov-25	3	A Turnbull	6.43	11.841	24-Oct-17	3	A Turnbull	25.2	10.659	24-Oct-17
4	L Whittaker	39.3	8.312	25-Nov-25	4	F Holmes	6.62	11.501	10-Apr-18	4	JJ Hughes-Dowd	24.7	10.448	25-Nov-25
5	B Crunden	39.0	8.248	25-Nov-25	5	JJ Hughes-Dowd	6.67	11.415	25-Nov-25	5	JT Hughes-Dowd	23.3	9.856	26-Nov-24
6	T Stevenson	37.4	7.910	26-Nov-24	6	JT Hughes-Dowd	7.01	10.861	26-Nov-24	6	J Woodhouse	22.2	9.390	25-Nov-25
7	J Graham	36.0	7.614	04-Jun-24	7	L Turnbull	7.02	10.846	10-Apr-18	7	F Holmes	21.8	9.221	10-Apr-18
8	E Woodhouse	33.2	7.022	26-Nov-24	8	S Roythorne	7.17	10.619	10-Apr-18	8	B Crunden	21.1	8.925	25-Nov-25
9	A Turnbull	N/A	N/A	N/A	9	J Woodhouse	7.19	10.590	25-Nov-25	9	L Turnbull	20.5	8.671	24-Oct-17
9	B Roythorne	N/A	N/A	N/A	10	G Reyes-England	7.25	10.502	10-Apr-18	9	S Roythorne	20.5	8.671	10-Apr-18
9	F Holmes	N/A	N/A	N/A	11	H Smith	7.27	10.473	24-Oct-17	11	L Whittaker	20.4	8.629	25-Nov-25
9	G Reyes-England	N/A	N/A	N/A	11	B Crunden	7.27	10.473	25-Nov-25	12	H Smith	20.2	8.544	24-Oct-17
9	H Smith	N/A	N/A	N/A	13	L Whittaker	7.29	10.444	26-Nov-24	12	G Reyes-England	20.2	8.544	10-Apr-18
9	J Hagues	N/A	N/A	N/A	14	J Martinez	7.72	9.863	10-Apr-18	14	J Martinez	19.4	8.206	10-Apr-18
9	J Lawson	N/A	N/A	N/A	15	J Graham	7.94	9.589	04-Jun-24	15	J Lawson	19.1	8.079	10-Apr-18
9	J Martinez	N/A	N/A	N/A	16	E Woodhouse	8.09	9.411	26-Nov-24	15	T Stevenson	19.1	8.079	26-Nov-24
9	L Turnbull	N/A	N/A	N/A	17	J Lawson	8.16	9.331	10-Apr-18	17	J Graham	18.8	7.952	04-Jun-24
9	S Bowman	N/A	N/A	N/A	18	S Bowman	8.21	9.274	10-Apr-18	18	S Bowman	17.8	7.529	10-Apr-18
9	S Roythorne	N/A	N/A	N/A	19	T Stevenson	8.52	8.936	04-Jun-24	19	E Woodhouse	17.2	7.275	26-Nov-24
9	Z Roythorne	N/A	N/A	N/A	16	J Hagues	8.73	8.721	10-Apr-18	16	J Hagues	15.1	6.387	24-Oct-17



Adult 'D' – Winner Nick Jarram, Stuart (13<sup>th</sup>), Kev (11<sup>th</sup>) & Colin (12<sup>th</sup>)



# Championship Tables



Those All Important  
**Points!**



Adult 'C' – Lewis Blacker (8<sup>h</sup>), Denis Latham (9<sup>th</sup>), winner Chris Bowles & Nick (10<sup>th</sup>)



# Championship Leaders 25Nov25 After Round 31



## Adult

### Championship

Angus Smith

### Final Challenge

Lewis Blacker

### King of Speed

Angus Smith  
Andrew Woodhouse

Top Adult Points at dhorcingham oval

## Junior

### Championship

JJ Hughes-Dowd

### Final Challenge

JJ Hughes-Dowd

### King of Speed

Baxter Crunden

Top Junior Points at dhorcingham oval

## Other

### Masters (56+)

Angus Smith

### Early Parents

Andrew Woodhouse

### Alan Bullock

Angus Smith

Winner of last Adult Club Night in August

### Bob Chadwick

Chris Bowles

Winner of last Adult Club Night in October

Key: Orange = New Leader, Green = Champion



Adult 'B' – Luke (5<sup>th</sup>), winner Reuben, Dan (6<sup>th</sup>) & Chris (7<sup>th</sup>)



DHORC Championship 2025 after Round 31 (1 of 2)																										
Pos	Competitor Name (Adults)	Wins	MIA F1	MIA GC	INT F1	CAD F1	CAD GC	MON GC	LI F1	ZAN F1	ZAN GC	NAS GC	DIJ F1	DIJ GC	SHA F1	SHA GC	RBR F1	RBR GC	Total	Best (75%)	Diff					
			07-Jan	07-Jan	28-Jan	18-Feb	18-Feb	11-Mar	01-Apr	29-Apr	29-Apr	13-May	03-Jun	03-Jun	24-Jun	24-Jun	15-Jul	15-Jul	33	25						
1	A Smith (M)	12	38	50	41	39	38	36	50	50	50	49	38	50	45	39	48	50	1229	1091						
2	R Litherland	4	28	31	29	45	31	30	38	38	31	38	34	38	34	31	34	38	1069	919	172					
3	C Bowles	9	46	38	32	28	47	46	34	31	38	DNS	DNS	DNS	29	47	DNS	DNS	805	805	114					
4	N Sisme (M)		27	26	34	27	27	28	28	29	29	27	26	27	28	28	29	29	890	753	52					
5	L Paleman		31	27	28	31	37	39	29	34	34	33	DNS	DNS	DNS	38	24	694	694	59						
6	L Blacker		26	29	27	22	29	25	27	27	27	28	28	29	25	27	28	28	812	688	6					
7	S Goodlip (M)	4	31	34	46	DNS	DNS	31	31	DNS	DNS	DNS	50	34	41	38	33	34	830	630	58					
8	S Gray (M)		DNS	DNS	23	18	23	17	24	28	26	24	25	21	26	21	DNS	DNS	614	597	33					
9	L Smith		24	24	25	DNS	DNS	26	DNS	DNS	DNS	34	31	31	33	29	27	31	570	570	27					
10	D Latham		23	23	24	24	25	27	26	DNS	DNS	DNS	29	24	27	25	DNS	DNS	555	555	15					
11	C Blake		21	21	20	16	20	18	19	25	24	25	23	26	22	23	25	26	560	548	7					
12	G Reynolds (M)		DNS	DNS	DNS	19	19	16	21	24	23	20	24	23	21	18	DNS	DNS	543	527	21					
13	J Dudley		DNS	DNS	DNS	DNS	DNS	22	20	19	19	22	21	22	24	20	24	23	513	513	14					
14	D Turnbull		25	25	26	25	28	24	25	DNS	DNS	29	27	28	DNS	DNS	DNS	DNS	501	501	12					
15	D Hughes-Dowd		18	19	19	20	14	13	13	22	22	16	20	18	DNS	DNS	21	20	550	497	4					
16	A Woodhouse	2	20	18	16	13	16	14	15	20	20	18	DNS	DNS	17	17	DNS	DNS	521	493	4					
17	J Crunden		DNS	DNS	DNS	DNS	DNS	11	10	DNS	DNS	15	19	20	15	22	21	406	406	87						
18	M Graham		17	20	18	DNS	DNS	DNS	12	21	21	19	DNS	DNS	DNS	DNS	19	19	394	394	12					
19	K Spink (M)		DNS	DNS	DNS	17	21	23	18	DNS	DNS	DNS	22	25	DNS	DNS	23	25	393	393	1					
20	S Whittaker (M)		DNS	DNS	15	12	15	15	11	26	28	17	18	19	16	20	22	381	381	12						
21	J Wardle		DNS	DNS	DNS	15	17	10	17	DNS	DNS	21	DNS	DNS	20	19	DNS	DNS	374	374	7					
22	N Jarram		DNS	DNS	DNS	21	22	19	22	DNS	DNS	23	DNS	DNS	23	24	DNS	DNS	354	354	20					
23	M Dutton		22	22	22	DNS	DNS	DNS	DNS	DNS	DNS	26	DNS	DNS	DNS	DNS	26	27	225	225	129					
24	A Stevenson		19	17	17	26	24	12	14	DNS	DNS	DNS	DNS	DNS	DNS	DNS	DNS	221	221	4						
25	P Rees (M)		36	28	DNS	38	26	DNS	DNS	DNS	DNS	DNS	DNS	DNS	DNS	DNS	DNS	203	203	18						
26	B Johnson (M)		DNS	DNS	DNS	DNS	DNS	DNS	DNS	DNS	DNS	DNS	DNS	DNS	DNS	DNS	DNS	169	169	34						
27	L Hobson		DNS	DNS	DNS	DNS	DNS	DNS	DNS	DNS	DNS	DNS	DNS	DNS	DNS	DNS	DNS	139	139	30						
28	M Blake		DNS	DNS	21	14	18	20	18	DNS	DNS	DNS	DNS	DNS	19	26	DNS	DNS	136	136	3					
29	J Mills		DNS	DNS	DNS	DNS	DNS	21	23	23	25	DNS	DNS	DNS	18	22	DNS	DNS	132	132	4					
30	JJ Hughes-Dowd		DNS	DNS	DNS	29	DNS	DNS	DNS	DNS	DNS	DNS	DNS	DNS	DNS	DNS	DNS	DNS	84	84	48					
31	A Turnbull		DNS	DNS	DNS	DNS	DNS	DNS	DNS	DNS	DNS	DNS	DNS	DNS	DNS	DNS	DNS	DNS	68	68	16					
32	JT Hughes-Dowd		DNS	DNS	DNS	11	DNS	DNS	DNS	DNS	DNS	DNS	DNS	DNS	DNS	DNS	DNS	DNS	55	55	13					
Pos	(Juniors)	Wins	720	721	722	723	724	725	726	727	728	729	730	731	732	733	734	735	Total	75%	Diff					
1	JJ Hughes-Dowd	20	50	45	50	50	48	50	50	48	43	49	41	41	DNS	DNS	43	47	1330	1194						
2	J Woodhouse	4	38	34	DNS	38	34	38	34	34	34	34	DNS	DNS	48	48	DNS	DNS	946	920	274					
3	JT Hughes-Dowd	3	31	43	38	34	40	DNS	31	38	45	39	45	47	DNS	DNS	34	38	796	796	124					
4	L Whittaker	1	28	29	27	29	31	29	25	28	31	28	28	28	29	38	29	31	950	788	8					
5	B Crunden	1	DNS	DNS	DNS	DNS	DNS	28	27	31	28	31	34	31	34	37	DNS	DNS	703	703	85					
6	J Graham	1	29	31	34	DNS	DNS	DNS	38	31	29	29	DNS	DNS	DNS	DNS	45	29	652	652	51					
7	M Blake		DNS	DNS	26	31	29	31	24	27	27	DNS	29	29	38	31	31	38	391	391	261					
8	E Woodhouse		DNS	DNS	28	DNS	DNS	26	26	DNS	DNS	DNS	DNS	DNS	DNS	DNS	DNS	DNS	298	298	93					
9	T Stevenson	1	34	28	31	DNS	DNS	27	28	DNS	DNS	DNS	DNS	DNS	DNS	DNS	DNS	DNS	276	276	22					
10	Z Brazell		DNS	DNS	29	DNS	DNS	34	29	DNS	DNS	27	33	34	33	29	DNS	DNS	248	248	28					
Pos	(Masters)	Wins	720	721	722	723	724	725	726	727	728	729	730	731	732	733	734	735	Total	75%	Diff					
1	A Smith (M)	7	1.5	2.0	1.5	1.0	1.5	1.0	2.0	2.0	2.0	2.0	1.5	2.0	2.0	1.5	2.0	2.0	53.5	50.0						
2	N Sisme (M)	3	2.5	1.5	1.0	0.5	0.5	1.0	3.0	1.5	1.5	0.5	1.5	0.5	1.0	1.0	1.5	1.5	46.5	43.5	6.5					
3	G Reynolds (M)	10	DNS	DNS	DNS	1.0	3.0	1.0	0.5	2.5	1.5	1.5	2.5	1.5	2.5	0.5	DNS	DNS	44.0	43.5						
4	S Gray (M)	2	DNS	DNS	1.5	0.5	1.5	1.5	2.5	1.0	1.5	0.5	1.0	0.5	1.5	0.5	DNS	DNS	37.0	36.5	7.0					
5	J Dudley	3	DNS	DNS	DNS	DNS	DNS	1.0	3.5	0.5	0.5	1.0	0.5	1.0	2.5	1.5	0.5	1.5	33.0	33.0	3.5					
6	S Whittaker (M)	6	DNS	DNS	1.5	1.5	1.5	2.0	1.5	1.5	1.0	1.0	1.0	1.5	1.5	1.5	1.0	2.0	30.5	30.5	2.5					
7	S Goodlip (M)	5	2.5	3.0	4.0	DNS	DNS	0.5	2.5	DNS	DNS	DNS	2.0	3.0	1.5	1.0	0.5	1.0	28.5	28.5	2.0					
8	K Spink (M)	3	DNS	DNS	DNS	1.5	2.5	1.5	1.0	DNS	DNS	DNS	1.0	1.0	DNS	DNS	1.5	3.0	25.0	25.0	3.5					
9	B Johnson (M)	3	DNS	DNS	DNS	DNS	DNS	DNS	DNS	DNS	DNS	DNS	DNS	DNS	DNS	DNS	DNS	DNS	18.0	18.0	7					
10	P Rees (M)	2	1.0	3.0	DNS	1.5	1.5	DNS	DNS	DNS	DNS	DNS	DNS	DNS	DNS	DNS	DNS	DNS	13.5	13.5	4.5					
Pos	(Baby Parents)	Wins	720	721	722	723	724	725	726	727	728	729	730	731	732	733	734	735	Total	75%	Diff					
1	A Woodhouse	8	2.0	1.0	0.5	2.0	2.0	1.5	2.0	1.0	1.0	1.5	DNS	DNS	2.0	2.0	DNS	DNS	45.5	44.5						
2	D Hughes-Dowd	8	1.0	1.5	2.0	N/A	N/A	1.0	1.0	2.0	2.0	0.5	2.0	1.0	DNS	DNS	1.5	1.0	44.0	44.0	0.5					
3	M Graham	5	0.5	2.0	3.5	DNS	DNS	DNS	0.5	1.5	1.5	4.0	DNS	DNS	DNS	DNS	0.5	0.5	38.0	38.0	6.0					
4	J Crunden	7	DNS	DNS	DNS	DNS	DNS	DNS	DNS	DNS	DNS	1.5	1.5	2.0	1.0	1.0	2.0	1.5	37.5	37.5	0.5					
5	S Whittaker (M)	3	DNS	DNS	1.5	1.5	1.5	2.0	1.5	N/A	N/A	1.0	1.0	1.5	1.5	1.5	1.0	2.0	28.0	28.0	9.5					
6	A Stevenson	1	1.5	0.5	1.0	N/A	N/A	0.5	3.5	DNS	DNS	DNS	DNS	DNS	DNS	DNS	DNS	DNS	19.0	19.0	9.0					
7	M Dutton		DNS	DNS	DNS	DNS	DNS	DNS	DNS	DNS	DNS	DNS	DNS	DNS	DNS	DNS	DNS	DNS	8.5	8.5	10.5					
8	J Dudley (M)		DNS	DNS	DNS	DNS	DNS	N/A	N/A	0.5	0.5	N/A	N/A	N/A	N/A	N/A	N/A	N/A	1.0	1.0	7.5					

Note: Can still win Championship. Red are lowest scores



Adult 'A' – Nick (3<sup>rd</sup>), winner Reuben, Angus (2<sup>nd</sup>) & Liam Smith (4<sup>th</sup>)



DHORC Championship 2025 after Round 31 (2 of 2)																										
Pos	Competitor Name (Adults)	Wins	DO F1V	DO GCB	DO F1T	DO GCV	FIO F1	FIO GC	JAR F1	JAR GC	PUK F1	PUK GC	DON F1	TR F1	TR GC	WG F1	WG GC	Total	Best (75%)		Diff					
			17	18	19	20	21	22	23	24	25	26	27	28	29	30	31		33	25		Scores	Scores			
			22-Jul	22-Jul	22-Jul	22-Jul	05-Aug	05-Aug	23-Sep	23-Sep	30-Sep	30-Sep	21-Oct	11-Nov	11-Nov	25-Nov	25-Nov	33	25							
1	A Smith (M)	12	12	38	34	49	41	50	31	39	38	50	DNS	31	33	31	41	1229	1091							
2	R Litherland	4	31	17	24	34	29	38	41	38	36	34	38	45	48	23	45	1069	919		172					
3	C Bowles	9	24	22	47	13	DNS	DNS	34	45	48	31	46	DNS	DNS	50	29	805	805		114					
4	N Simey (M)		19	15	31	39	24	29	29	29	28	28	31	38	38	29	34	890	753		52					
5	L Pateman		34	26	15	31	33	24	28	27	29	38	24	DNS	DNS	DNS	DNS	894	694		59					
6	L Blacker		18	18	29	18	23	28	27	26	27	29	26	29	28	28	26	812	688		6					
7	S Goodlip (M)	4	DNS	DNS	DNS	DNS	45	31	47	31	DNS	DNS	DNS	39	34	DNS	DNS	830	630		58					
8	S Gray (M)		25	23	26	24	21	20	26	24	26	25	DNS	25	26	26	21	614	597		33					
9	L Smith		28	29	28	11	27	25	DNS	DNS	DNS	DNS	38	DNS	DNS	38	31	570	570		27					
10	D Latham		16	20	22	23	DNS	DNS	25	28	31	27	27	DNS	DNS	34	25	555	555		15					
11	C Blake		12	22	13	29	DNS	DNS	DNS	20	22	DNS	22	23	21	22	22	560	548		7					
12	G Reynolds (M)		22	34	16	16	18	18	24	22	21	20	21	21	22	20	20	543	527		21					
13	J Dudley		27	12	21	22	20	17	23	21	24	23	23	23	21	DNS	DNS	513	513		14					
14	D Turnbull		DNS	DNS	DNS	DNS	25	26	DNS	DNS	25	26	29	28	27	25	28	501	501		12					
15	D Hughes-Dowd		24	13	14	27	26	23	19	19	18	17	20	19	20	19	17	550	497		4					
16	A Woodhouse	2	47	47	18	21	16	15	20	16	16	16	18	16	17	16	18	521	493		4					
17	J Crunden		29	21	27	20	DNS	DNS	17	18	19	19	19	18	18	17	16	406	406		87					
18	M Graham		20	27	19	14	15	16	16	17	17	18	16	17	16	DNS	DNS	394	394		12					
19	K Spink (M)		16	16	11	15	19	21	DNS	DNS	DNS	DNS	25	24	25	24	23	393	393		1					
20	S Whittaker (M)		DNS	DNS	DNS	DNS	DNS	DNS	18	20	DNS	DNS	17	20	19	18	19	381	381		12					
21	J Wardle		21	11	23	25	17	19	22	23	22	21	DNS	27	24	DNS	DNS	374	374		7					
22	N Jarram		17	26	26	17	DNS	DNS	21	25	DNS	DNS	22	DNS	DNS	22	24	354	354		20					
23	M Dutton		18	31	19	12	DNS	DNS	DNS	DNS	DNS	DNS	DNS	DNS	DNS	DNS	DNS	225	225		129					
24	A Stevenson		38	14	20	20	DNS	DNS	DNS	DNS	DNS	DNS	DNS	DNS	DNS	DNS	DNS	221	221		4					
25	P Rees (M)		13	24	12	26	DNS	DNS	DNS	DNS	DNS	DNS	DNS	DNS	DNS	DNS	DNS	203	203		18					
26	B Johnson (M)		26	29	39	28	DNS	DNS	DNS	DNS	23	24	DNS	DNS	DNS	DNS	DNS	169	169		34					
27	L Hobson		DNS	DNS	DNS	DNS	DNS	DNS	DNS	DNS	DNS	DNS	28	26	29	27	29	139	139		30					
28	M Blake		DNS	DNS	DNS	DNS	DNS	DNS	DNS	DNS	DNS	DNS	DNS	DNS	DNS	DNS	DNS	136	136		3					
29	J Mills		DNS	DNS	DNS	DNS	DNS	DNS	DNS	DNS	DNS	DNS	DNS	DNS	DNS	DNS	DNS	132	132		4					
30	JJ Hughes-Dowd		DNS	DNS	DNS	DNS	28	27	DNS	DNS	DNS	DNS	DNS	DNS	DNS	DNS	DNS	84	84		48					
31	A Turnbull		DNS	DNS	DNS	DNS	34	24	DNS	DNS	DNS	DNS	DNS	DNS	DNS	DNS	DNS	68	68		16					
32	JT Hughes-Dowd		DNS	DNS	DNS	DNS	22	22	DNS	DNS	DNS	DNS	DNS	DNS	DNS	DNS	DNS	55	55		13					
Pos	(Juniors)	Wins	736	737	738	739	740	741	742	743	744	745	746	747	748	749	750	Total	75%	Diff						
1	JJ Hughes-Dowd	20	31	26	47	38	50	50	50	50	50	50	43	43	50	47	50	1330	1194							
2	J Woodhouse	4	30	31	26	29	38	34	31	34	34	38	45	45	38	41	38	946	920		274					
3	JT Hughes-Dowd	3	29	28	38	26	31	38	34	38	DNS	DNS	31	DNS	DNS	DNS	DNS	796	796		124					
4	L Whittaker	1	26	29	32	50	28	31	29	29	29	34	29	34	34	34	34	950	788		8					
5	B Crunden	1	49	38	34	28	DNS	DNS	28	31	31	31	28	31	31	31	31	703	703		85					
6	J Graham	1	34	31	28	34	34	29	38	28	38	29	34	DNS	DNS	DNS	DNS	652	652		51					
7	M Blake		DNS	DNS	DNS	DNS	DNS	DNS	DNS	DNS	DNS	DNS	DNS	DNS	DNS	DNS	DNS	391	391		261					
8	E Woodhouse		38	34	31	31	29	28	DNS	DNS	DNS	DNS	27	DNS	DNS	DNS	DNS	298	298		93					
9	T Stevenson	1	27	47	27	27	DNS	DNS	DNS	DNS	DNS	DNS	DNS	DNS	DNS	DNS	DNS	276	276		22					
10	Z Brazell		DNS	DNS	DNS	DNS	DNS	DNS	DNS	DNS	DNS	DNS	DNS	DNS	DNS	DNS	DNS	248	248		28					
Pos	(Masters)	Wins	736	737	738	739	740	741	742	743	744	745	746	747	748	749	750	Total	75%	Diff						
1	A Smith (M)	7	1.0	4.0	3.5	4.0	1.5	2.0	0.5	1.0	1.5	2.0	DNS	2.5	0.5	0.5	1.5	53.5	50.0							
2	N Simey (M)	3	3.0	1.5	3.0	3.5	0.5	1.5	1.5	1.5	1.0	1.0	0.5	1.5	3.5	1.5	1.0	46.5	43.5		6.5					
3	G Reynolds (M)	10	3.5	4.0	2.0	1.0	0.5	2.5	2.5	1.0	2.5	1.5	0.5	0.5	1.0	1.5	1.5	44.0	43.5							
4	S Gray (M)	2	2.0	2.0	2.0	3.0	0.5	1.5	1.5	0.5	1.5	1.0	DNS	1.0	3.5	1.5	1.5	37.0	36.5		7.0					
5	J Dudley (M)	3	3.0	1.0	2.5	2.0	1.5	1.5	1.5	0.5	0.5	1.5	1.5	1.5	0.5	DNS	DNS	33.0	33.0		3.5					
6	S Whittaker (M)	6	DNS	DNS	DNS	DNS	DNS	DNS	1.0	2.0	DNS	DNS	0.5	2.0	1.5	1.5	2.0	30.5	30.5		2.5					
7	S Goodlip (M)	5	DNS	DNS	DNS	DNS	2.0	0.5	2.0	0.5	DNS	DNS	DNS	1.0	1.0	DNS	DNS	28.5	28.5		2.0					
8	K Spink (M)	3	1.5	1.0	0.5	1.0	1.0	0.5	DNS	DNS	DNS	DNS	3.0	0.5	1.0	0.5	1.5	25.0	25.0		3.5					
9	B Johnson (M)	3	2.5	3.5	4.0	4.0	DNS	DNS	DNS	DNS	1.5	2.5	DNS	DNS	DNS	DNS	DNS	18.0	18.0		7					
10	P Rees (M)	2	0.5	3.5	1.0	1.5	DNS	DNS	DNS	DNS	DNS	DNS	DNS	DNS	DNS	DNS	DNS	13.5	13.5		4.5					
Pos	(Early Parents)	Wins	736	737	738	739	740	741	742	743	744	745	746	747	748	749	750	Total	75%	Diff						
1	A Woodhouse	8	4.0	4.0	2.5	3.5	2.0	1.5	2.0	1.5	0.5	0.5	1.0	1.5	0.5	0.5	1.5	45.5	44.5							
2	D Hughes-Dowd	8	2.5	1.5	1.5	4.0	N/A	N/A	1.5	1.5	1.5	1.0	4.0	3.5	2.0	2.0	1.0	44.0	44.0		0.5					
3	M Graham	5	2	3	3	2	1.5	2.0	1.5	2.5	1.0	1.5	1.5	0.5	1.5	DNS	DNS	38.0	38.0		6.0					
4	J Crunden	7	3.0	2.5	4.0	3.0	DNS	DNS	2.5	1.0	2.0	2.0	1.5	1.0	3.0	1.0	0.5	37.5	37.5		0.5					
5	S Whittaker (M)	3	DNS	DNS	DNS	DNS	DNS	DNS	1.0	2.0	DNS	DNS	0.5	2	1.5	1.5	2.0	28.0	28.0		9.5					
6	A Stevenson	1	3.5	2.0	3.5	3.0	DNS	DNS	DNS	DNS	DNS	DNS	DNS	DNS	DNS	DNS	DNS	19.0	19.0		9.0					
7	M Dutton		1.5	3.5	2.0	1.5	DNS	DNS	DNS	DNS	DNS	DNS	DNS	DNS	DNS	DNS	DNS	8.5	8.5		10.5					
8	J Dudley (M)		N/A	N/A	N/A	N/A	N/A	N/A	N/A	N/A	N/A	N/A	N/A	N/A	N/A	N/A	DNS	DNS	1.0	1.0		7.5				

Note: Can Still Win Championship, Red are removed scores

DHORC Final Challenge 2025 Round 31 (1 of 2)																											
Pos	Competitor Name (Adult)	Wins	MIA F1	MIA GC	INT F1	CAD F1	CAD GC	MON GC	LB F1	ZAN F1	ZAN GC	NAS GC	DUJ F1	DUJ GC	SHA F1	SHA GC	RBR F1	RBR GC	Results								
			1	2	3	4	5	6	7	8	9	10	11	12	13	14	15	16	(33) Points	Turn Up Rate							
			07-Jan	07-Jan	28-Jan	18-Feb	18-Feb	11-Mar	01-Apr	29-Apr	29-Apr	13-May	03-Jun	03-Jun	24-Jun	24-Jun	15-Jul	15-Jul									
1	L Blacker	18	1.5	1.5	2.5	7.0	1.5	1.0	0.5	2.5	2.5	1.0	3.0	5.5	1.0	2.5	1.0	1.0	72.0	100.00%							
2	R Litherland	16	1.0	0.5	1.5	4.0	2.5	1.5	1.5	3.5	2.5	1.5	1.0	1.5	1.0	2.5	3.0	1.5	66.5	100.00%							
3	A Smith (M)	14	1.5	2.0	1.5	1.0	1.5	1.0	2.0	2.0	2.0	2.0	1.5	2.0	2.0	1.5	2.0	2.0	53.5	96.77%							
4	L Smith	14	2.5	2.5	3.0	DNS	DNS	7.5	DNS	DNS	DNS	3.0	2.5	0.5	2.5	1.5	2.5	2.5	51.5	64.52%							
5	D Hughes-Dowd	11	1.0	1.5	2.0	1.5	0.0	1.0	1.0	2.0	2.0	0.5	2.0	1.0	DNS	DNS	1.5	1.0	50.5	93.55%							
6	N Sismey (M)	3	2.5	1.5	1.0	0.5	0.5	1.0	3.0	1.5	1.5	0.5	1.5	0.5	1.0	1.0	1.5	1.5	46.5	100.00%							
7	A Woodhouse	10	2.0	1.0	0.5	2.0	2.0	1.5	2.0	1.0	1.0	1.5	DNS	DNS	2.0	2.0	DNS	DNS	45.5	87.10%							
8	G Reynolds (M)	8	DNS	DNS	DNS	1.0	3.0	1.0	0.5	2.5	1.5	1.5	2.5	1.5	2.5	0.5	DNS	DNS	44.0	89.66%							
9	C Bowles	13	2.0	1.5	0.5	3.0	2.0	2.0	1.0	0.5	1.5	DNS	DNS	DNS	1.5	2.0	DNS	DNS	42.5	70.97%							
10	M Graham	6	0.5	2.0	3.5	DNS	DNS	DNS	0.5	1.5	1.5	4.0	DNS	DNS	DNS	DNS	0.5	0.5	38.0	70.97%							
11	J Crunden	7	DNS	DNS	DNS	DNS	DNS	0.0	0.0	DNS	DNS	1.5	1.5	2.0	1.0	1.0	2.0	1.5	37.5	84.62%							
12	S Gray (M)	2	DNS	DNS	1.5	0.5	1.5	1.5	2.5	1.0	1.5	0.5	1.0	0.5	1.5	0.5	DNS	DNS	37.0	89.66%							
13	C Blake	1	0.5	0.5	1.5	1.0	1.5	0.5	1.0	1.0	2.5	1.0	1.5	1.5	1.0	1.5	3.0	1.5	36.0	83.87%							
14	L Pateman	5	1.5	0.5	1.0	0.5	1.0	5.5	1.5	1.0	1.0	0.5	DNS	DNS	DNS	DNS	1.5	0.5	35.5	74.19%							
15	D Latham	5	1.5	1.5	0.5	2.5	1.0	0.5	1.5	DNS	DNS	DNS	1.5	0.5	2.5	1.0	DNS	DNS	33.5	70.97%							
16	J Dudley (M)	2	DNS	DNS	DNS	DNS	DNS	1.0	3.5	0.5	0.5	1.0	0.5	1.0	2.5	1.5	0.5	1.5	33.0	92.31%							
17	S Whittaker	5	DNS	DNS	1.5	1.5	1.5	2.0	1.5	1.5	1.0	1.0	1.0	1.5	1.5	1.5	1.0	2.0	30.5	72.41%							
18	N Jarram	5	DNS	DNS	DNS	0.5	1.0	1.0	1.0	DNS	DNS	1.5	DNS	DNS	1.5	0.5	DNS	DNS	30.5	57.14%							
19	J Wardle	3	DNS	DNS	DNS	0.5	1.5	0.0	1.5	DNS	DNS	2.5	DNS	DNS	1.5	1.0	DNS	DNS	28.0	67.86%							
20	S Goodlip (M)	9	2.5	3.0	4.0	DNS	DNS	0.5	2.5	DNS	DNS	DNS	2.0	3.0	1.5	1.0	0.5	1.0	28.5	54.84%							
21	K Spink (M)	3	DNS	DNS	DNS	1.5	2.5	1.5	1.0	DNS	DNS	DNS	1.0	1.0	DNS	DNS	1.5	3.0	25.0	65.52%							
22	D Turnbull	2	1.0	1.0	1.5	1.0	3.0	0.5	1.0	DNS	DNS	3.5	0.5	1.0	DNS	DNS	DNS	DNS	24.0	61.29%							
23	A Stevenson	2	1.5	0.5	1.0	1.5	2.5	0.5	3.5	DNS	DNS	DNS	DNS	DNS	DNS	DNS	DNS	DNS	23.0	35.48%							
24	M Dutton	2	1.0	1.0	1.0	DNS	DNS	DNS	DNS	DNS	DNS	3.5	DNS	DNS	DNS	DNS	1.5	2.5	19.0	32.26%							
25	B Johnson	3	DNS	DNS	DNS	DNS	DNS	DNS	DNS	DNS	DNS	DNS	DNS	DNS	DNS	DNS	DNS	DNS	18.0	40.00%							
26	P Rees (M)	1	1.0	3.0	DNS	1.5	1.5	DNS	DNS	DNS	DNS	DNS	DNS	DNS	DNS	DNS	DNS	DNS	13.5	25.81%							
27	M Blake	3	DNS	DNS	2.5	1.5	0.5	1.5	0.5	DNS	DNS	DNS	DNS	DNS	1.0	5.5	DNS	DNS	13.0	24.14%							
28	JT Hughes-Dowd	3	DNS	DNS	DNS	1.5	DNS	DNS	DNS	DNS	DNS	DNS	DNS	DNS	DNS	DNS	DNS	DNS	9.5	10.71%							
29	J Mills	1	DNS	DNS	DNS	DNS	DNS	0.5	3.5	1.5	1.0	DNS	DNS	DNS	0.5	1.0	DNS	DNS	8.0	23.08%							
30	L Hobson		DNS	DNS	DNS	DNS	DNS	DNS	DNS	DNS	DNS	DNS	DNS	DNS	DNS	DNS	DNS	DNS	8.0	100.00%							
31	A Turnbull	1	DNS	DNS	DNS	DNS	DNS	DNS	DNS	DNS	DNS	DNS	DNS	DNS	DNS	DNS	DNS	DNS	4.0	18.18%							
31	JJ Hughes-Dowd		DNS	DNS	DNS	1.5	DNS	DNS	DNS	DNS	DNS	DNS	DNS	DNS	DNS	DNS	DNS	DNS	3.0	11.11%							
Pos	(Junior)	Wins	720	721	722	723	724	725	726	727	728	729	730	731	732	733	734	735	Points	Rate							
1	JJ Hughes-Dowd	20	2.0	2.0	2.0	2.0	2.0	2.0	2.0	2.0	1.5	2.0	1.5	1.5	DNS	DNS	1.5	2.0	57.5	93.55%							
2	L Whittaker	7	1.0	1.5	2.5	1.5	2.5	3.5	1.0	1.0	2.5	1.0	1.0	1.0	1.5	1.5	1.5	2.5	50.0	100.00%							
3	JT Hughes-Dowd	7	2.5	1.5	1.5	1.0	1.5	DNS	0.5	1.5	2.0	1.5	2.0	2.0	DNS	DNS	1.0	1.0	38.0	70.97%							
4	J Graham	5	1.5	2.5	1.0	DNS	DNS	DNS	3.5	2.5	1.5	1.5	DNS	DNS	DNS	DNS	2.0	1.5	37.5	64.52%							
5	J Woodhouse	4	1.5	1.0	DNS	1.5	1.0	1.5	1.0	1.0	1.0	1.0	DNS	DNS	2.0	2.0	DNS	DNS	36.5	83.87%							
6	B Crunden	6	DNS	DNS	DNS	DNS	DNS	1.0	0.5	1.5	1.0	2.5	3.0	0.5	3.0	1.0	DNS	DNS	35.5	84.62%							
7	M Blake	4	DNS	DNS	1.5	2.5	1.5	2.5	0.5	0.5	0.5	DNS	1.5	1.5	1.5	2.5	2.5	1.5	20.5	44.83%							
8	E Woodhouse		DNS	DNS	1.0	DNS	DNS	1.0	1.5	DNS	DNS	DNS	DNS	DNS	DNS	DNS	DNS	DNS	18.0	34.48%							
9	T Stevenson	2	1.0	1.0	2.5	DNS	DNS	0.5	1.0	DNS	DNS	DNS	DNS	DNS	DNS	DNS	DNS	DNS	13.0	29.03%							
10	Z Brazell	2	DNS	DNS	1.5	DNS	DNS	1.0	3.5	DNS	DNS	0.5	0.5	3.0	0.5	1.5	DNS	DNS	12.0	27.59%							
Turn Up Rates			100%	100%	93.10%	77.14%	71.43%	82.06%	87.18%	56.41%	56.41%	66.67%	56.41%	56.41%	61.54%	61.54%	51.28%	51.28%	AVE	65.04%							



Luca and Baxter at the bus stop chicane

DHORC Final Challenge 2025 Round 31 (2 of 2)

Pos	Competitor Name (Adult)	Wins	DO F1V	DO GCB	DO FIT	DO GCV	FIO F1	FIO GC	JAR F1	JAR GC	PUK F1	PUK GC	DON F1	TR F1	TR GC	WG F1	WG GC	Results	
			17	18	19	20	21	22	23	24	25	26	27	28	29	30	31	(31)	Turn Up
			22-Jul	22-Jul	22-Jul	22-Jul	05-Aug	05-Aug	23-Sep	23-Sep	30-Sep	30-Sep	21-Oct	11-Nov	11-Nov	25-Nov	25-Jan	Points	Rate
1	L Blacker	18	2.5	1.5	4.0	1.5	1.5	3.0	2.5	1.5	0.5	1.5	1.5	5.5	3.0	5.0	1.5	72.0	100.00%
2	R Litherland	16	4.0	1.0	1.5	3.0	1.5	1.5	1.5	1.5	7.0	3.0	1.0	2.0	2.0	1.5	4.0	66.5	100.00%
3	A Smith (M)	14	1.0	4.0	3.5	4.0	1.5	2.0	0.5	1.0	1.5	2.0	DNS	2.5	0.5	0.5	1.5	53.5	96.77%
4	L Smith	14	3.5	3.5	2.5	0.5	2.5	1.0	DNS	DNS	DNS	DNS	3.5	DNS	DNS	3.5	0.5	51.5	84.52%
5	D Hughes-Dowd	11	2.5	1.5	1.5	4.0	3.5	1.5	1.5	1.5	1.5	1.0	4.0	3.5	2.0	2.0	1.0	50.5	93.55%
6	N Sismey (M)	3	3.0	1.5	3.0	3.5	0.5	1.5	1.5	1.5	1.0	1.0	0.5	1.5	3.5	1.5	1.0	46.5	100.00%
7	A Woodhouse	10	4.0	4.0	2.5	3.5	2.0	1.5	2.0	1.5	0.5	0.5	1.0	1.5	0.5	0.5	1.5	45.5	87.10%
8	G Reynolds (M)	8	3.5	4.0	2.0	1.0	0.5	2.5	2.5	1.0	2.5	1.5	0.5	0.5	1.0	1.5	1.5	44.0	89.66%
9	C Bowles	13	1.5	3.0	4.0	0.5	DNS	DNS	3.0	4.0	2.0	0.5	2.0	DNS	DNS	2.0	2.5	42.5	70.97%
10	M Graham	6	2.0	3.0	3.0	2.0	1.5	2.0	1.5	2.5	1.0	1.5	1.5	0.5	1.5	DNS	DNS	38.0	70.97%
11	J Crunden	7	3.0	2.5	4.0	3.0	DNS	DNS	2.5	1.0	2.0	2.0	1.5	1.0	3.0	1.0	0.5	37.5	84.82%
12	S Gray (M)	2	2.0	2.0	2.0	3.0	0.5	1.5	1.5	0.5	1.5	1.0	DNS	1.0	3.5	1.5	1.5	37.0	89.66%
13	C Blake	1	1.0	2.0	1.5	2.0	DNS	DNS	DNS	DNS	1.5	1.0	DNS	1.0	1.5	0.5	3.0	36.0	83.87%
14	L Pateman	5	4.0	2.5	0.5	2.5	2.5	2.5	1.0	0.5	1.5	1.5	0.5	DNS	DNS	DNS	DNS	35.5	74.19%
15	D Latham	5	1.5	2.5	1.0	2.5	DNS	DNS	1.0	3.0	0.5	2.5	2.5	DNS	DNS	1.0	1.0	33.5	70.97%
16	J Dudley (M)	2	3.0	1.0	2.5	2.0	1.5	1.5	1.5	0.5	0.5	1.5	1.5	1.5	0.5	DNS	DNS	33.0	92.31%
17	S Whittaker	5	DNS	DNS	DNS	DNS	DNS	DNS	1.0	2.0	DNS	DNS	0.5	2.0	1.5	1.5	2.0	30.5	72.41%
17	N Jarram	5	2.0	4.0	3.5	4.0	DNS	DNS	0.5	3.0	DNS	DNS	1.0	DNS	DNS	3.0	2.5	30.5	57.14%
19	J Wardle	3	4.0	0.5	3.0	3.5	1.5	1.0	1.0	1.5	1.0	2.5	DNS	0.5	0.5	DNS	DNS	29.0	67.86%
20	S Goodlip (M)	9	DNS	DNS	DNS	DNS	2.0	0.5	2.0	0.5	DNS	DNS	DNS	1.0	1.0	DNS	DNS	28.5	54.84%
21	K Sprink (M)	3	1.5	1.0	0.5	1.0	1.0	0.5	DNS	DNS	DNS	DNS	3.0	0.5	1.0	0.5	1.5	25.0	65.52%
22	D Turnbull	2	DNS	DNS	DNS	DNS	1.0	1.5	DNS	DNS	1.0	1.5	1.5	1.0	0.5	1.0	1.0	24.0	61.29%
23	A Stevenson	2	3.5	2.0	3.5	3.0	DNS	DNS	DNS	DNS	DNS	DNS	DNS	DNS	DNS	DNS	DNS	23.0	35.48%
24	M Dutton	2	1.5	3.5	2.0	1.5	DNS	DNS	DNS	DNS	DNS	DNS	DNS	DNS	DNS	DNS	DNS	19.0	32.26%
25	B Johnson	3	2.5	3.5	4.0	4.0	DNS	DNS	DNS	DNS	1.5	2.5	DNS	DNS	DNS	DNS	DNS	18.0	40.00%
26	P Rees (M)	1	0.5	3.5	1.0	1.5	DNS	DNS	DNS	DNS	DNS	DNS	DNS	DNS	DNS	DNS	DNS	13.5	25.81%
27	M Blake	3	DNS	DNS	DNS	DNS	DNS	DNS	DNS	DNS	DNS	DNS	DNS	DNS	DNS	DNS	DNS	13.0	24.14%
28	JT Hughes-Dowd	3	DNS	DNS	DNS	DNS	5.0	3.0	DNS	DNS	DNS	DNS	DNS	DNS	DNS	DNS	DNS	9.5	10.71%
29	J Mills	1	DNS	DNS	DNS	DNS	DNS	DNS	DNS	DNS	DNS	DNS	DNS	DNS	DNS	DNS	DNS	8.0	23.08%
30	L Hobson	1	DNS	DNS	DNS	DNS	DNS	DNS	DNS	DNS	DNS	DNS	1.0	1.5	1.5	0.5	1.5	6.0	100.00%
31	A Turnbull	1	DNS	DNS	DNS	DNS	1.0	3.0	DNS	DNS	DNS	DNS	DNS	DNS	DNS	DNS	DNS	4.0	18.18%
31	JJ Hughes-Dowd	1	DNS	DNS	DNS	DNS	1.0	0.5	DNS	DNS	DNS	DNS	DNS	DNS	DNS	DNS	DNS	3.0	11.11%
Pos	(Junior)	Wins	736	737	738	739	740	741	742	743	744	745	746	747	748	749	750	Points	Rate
1	JJ Hughes-Dowd	20	2.5	0.5	4.0	3.5	2.0	2.0	2.0	2.0	2.0	2.0	1.5	1.5	2.0	2.0	2.0	57.5	93.55%
2	L Whittaker	7	0.5	2.0	2.0	4.0	1.0	2.5	1.5	1.5	1.5	1.0	1.5	1.0	1.0	1.0	1.0	50.0	100.00%
3	JT Hughes-Dowd	7	2.0	1.5	3.5	0.5	2.5	1.5	3.0	3.5	DNS	DNS	0.5	DNS	DNS	DNS	DNS	38.0	70.97%
4	J Graham	5	3.0	1.5	1.5	3.0	1.0	1.5	1.5	1.0	1.5	1.5	3.0	DNS	DNS	DNS	DNS	37.5	84.52%
5	J Woodhouse	4	2.0	2.5	0.5	2.0	1.5	1.0	0.5	1.0	1.0	1.5	2.0	2.0	1.5	1.5	1.5	36.5	83.87%
6	B Crunden	6	4.0	3.5	3.0	1.5	DNS	DNS	1.0	0.5	2.5	2.5	1.0	0.5	0.5	0.5	0.5	35.5	84.82%
7	M Blake	4	DNS	DNS	DNS	DNS	DNS	DNS	DNS	DNS	DNS	DNS	DNS	DNS	DNS	DNS	DNS	20.5	44.83%
8	E Woodhouse	3	3.5	3.0	2.5	2.5	1.5	1.0	DNS	DNS	DNS	DNS	0.5	DNS	DNS	DNS	DNS	18.0	34.48%
9	T Stevenson	2	1.0	4.0	1.0	1.0	DNS	DNS	DNS	DNS	DNS	DNS	DNS	DNS	DNS	DNS	DNS	13.0	29.03%
10	Z Brazell	2	DNS	DNS	DNS	DNS	DNS	DNS	DNS	DNS	DNS	DNS	DNS	DNS	DNS	DNS	DNS	12.0	27.59%
Turn Up Rates			77.50%	77.50%	77.50%	77.50%	80.98%	80.98%	58.54%	58.54%	56.10%	56.10%	59.52%	52.38%	52.38%	52.38%	52.38%	AVE	65.04%

# Members' Statistics

## ADULT STATISTICS 1992-2025 - AFTER DHORC 750

Sheet 1 of 5 (Note: Highlighted Names are Current 2025 Members, CS = Best Consecutive Results)

MEETINGS (Junior & Adult)			RACES (Junior & Adult)			DRIVER RANKING			FINALS WON			
ATTENDED			COMPLETED			RANKING			WON			
Pos	ADULT (1st Race)	No	Pos	ADULT	No	Pos	ADULT	SCORE	Pos	ADULT	No	CS
1	P REES (07Jul92)	710	1	P REES	3,964	1	* S GOODLIP	2,750	1	L PATEMAN	293	(5)
2	N SISMEY (07Jul92)	697	2	N SISMEY	3,730	1	* J SISMEY	2,750	2	P REES	255	(3)
3	L PATEMAN (01Sep92)	640	3	L PATEMAN	3,505	3	* W LANDER	2,838	3	S GOODLIP	202	(4)
4	G PEACH (07Jan97)	457	4	G PEACH	2,548	4	* A SMITH	3,138	4	N SISMEY	184	(2)
5	S GOODLIP (01Jun93)	431	5	S GOODLIP	2,210	5	* M CHADWICK	3,813	5	M CHADWICK	117	(3)
6	P BARBER	363	6	P BARBER	2,102	6	* C BOWLES	4,188	6	A SMITH	113	(5)
7	A McPEAKE	299	7	A BULLOCK	1,802	7	* R LITHERLAND	4,325	7	L SMITH	106	(3)
8	A BULLOCK	292	8	A McPEAKE	1,658	8	* J TAGUE	4,538	8	J SISMEY	103	(4)
9	M CHADWICK	287	9	R MASTERS	1,598	9	* T MEASHAM	5,113	9	G PEACH	102	(2)
10	R MASTERS	280	10	M CHADWICK	1,537	10	* J NEALE	5,200	10	D McPEAKE	77	(2)
11	N LAMBERT	269	11	C ROYTHORNE	1,513	11	O L PATEMAN	5,483	11	L BLACKER	67	(3)
12	D TURNBULL (07Nov13)	258	12	N LAMBERT	1,479	12	* A TURNBULL	5,775	12	A McPEAKE	66	(2)
13	L SMITH (29May07) (302)	250	13	L SMITH (1,785)	1,433	13	* K LYE	6,063	14	A BULLOCK	66	(2)
14	C ROYTHORNE	249	14	D McPEAKE	1,366	14	* C ROYTHORNE	6,350	12	J TAGUE	64	(2)
15	D McPEAKE	245	15	R SEAMAN	1,313	15	* G PEACH	6,438	15	N LAMBERT	61	(2)
16	A SMITH (07Jul92)	242	16	J SISMEY (1,957)	1,303	16	* D GARBETT	6,450	15	M ALLSOPP	61	(3)
17	R SEAMAN	235	17	D TURNBULL	1,270	17	* A McPEAKE	6,488	20	R SEAMAN	60	(2)
18	J SISMEY (331)	211	18	M ALLSOPP	1,265	18	* N SISMEY	6,538	18	W LANDER	56	(2)
19	M ALLSOPP	203	19	A SMITH	1,287	19	* R SEAMAN	6,590	19	C ROYTHORNE	55	(2)
20	J LAMB	179	20	J LAMB	1,048	20	* P REES	6,650	20	R MASTERS	54	(2)
21	P LEVERS	166	21	S ANAND	976	21	* L SMITH	7,038	21	S ANAND	53	(3)
22	J TAGUE	165	22	P LEVERS	957	22	* R BLAKE	7,125	22	C BOWLES	51	(3)
22	C BOWLES (28Mar95) (241)	165	23	J LYMER	948	23	* T CHADWICK	7,250	23	J LAMB	49	(3)
24	S GRAY (16Apr18)	161	24	J TAGUE	858	23	* S ANAND	7,250	24	P LEVERS	48	(2)
25	S ANAND	154	25	K ALCOCK	848	25	* A BULLOCK	7,438	25	A HOLLIDAY	43	(3)
26	J LYMER	146	26	D EDWARDS	801	26	* M ALLSOPP	7,488	26	I BRENTNALL	41	(3)
27	L BLACKER (30Apr19)	144	27	C BOWLES (1,135)	733	27	* R CROSSLAND	8,175	26	P BARBER	41	(2)
28	D EDWARDS	139	28	G WESTON	682	28	* D McPEAKE	8,563	28	J LYMER	38	(2)
29	K ALCOCK	131	29	A HOLLIDAY	679	29	* L BLACKER	8,750	29	D TURNBULL	37	(3)
30	B JOHNSON (29Mar94)	127	30	W LANDER	661	30	* D BRENTNALL	8,838	29	R LITHERLAND	37	(3)
31	A HOLLIDAY	123	31	L EDWARDS	654	31	* K PAYNE	8,850	31	JJ HUGHES-DOWD	35	(4)
32	L EDWARDS	116	32	S GRAY	640	32	* J ROYTHORNE	8,938	32	B JOHNSON	34	(3)
33	S SMITH	115	33	J HOLMES	639	33	* D TURNBULL	9,000	33	G WESTON	33	(2)
33	R LAWSON (03Mar15)	115	34	B JOHNSON	598	33	* JJ HUGHES-DOWD	9,000	34	K ALCOCK	30	(3)
35	G WESTON	113	35	S SMITH	581	35	* J LEVERS	9,063	34	A TURNBULL	30	(2)
36	C HENRY	109	35	L BLACKER	581	36	* A DAVIES	9,138	36	D EDWARDS	29	(2)
36	D GARBETT	109	37	R LAWSON	577	37	* P LEVERS	9,188	36	D GARBETT	29	(2)
38	W LANDER	104	38	C HENRY	552	38	* J LYMER	9,288	38	R BLAKE	26	(2)
39	R LITHERLAND (21May13) (255)	103	39	D GARBETT	523	39	* S PANK	9,775	39	D BRENTNALL	25	(5)
40	J HOLMES	98	40	I BRENTNALL	511	40	* D PASSELL	9,850	39	M ROGERS	25	(3)
41	I BRENTNALL	94	41	R CROSSLAND	456	41	* J LAMB	10,063	39	J HOLMES	25	
42	D HUGHES-DOWD (18Oct22)	91	42	T DINGLEY	455	42	* T DINGLEY	10,125	42	J NEALE	24	(2)
43	A TURNBULL (07Nov13) (245)	88	43	J ROYTHORNE	432	43	* D LATHAM	10,188	43	J LEVERS	22	(3)
44	T DINGLEY	87	44	A TURNBULL (1,294)	389	44	* B JOHNSON	10,289	43	R CROSSLAND	22	(2)
45	A WOODHOUSE (09Aug22)	83	45	R BLAKE	383	45	* I BRENTNALL	10,325	45	S MINNIS	21	(3)
46	R CROSSLAND	81	46	A STAMPER	366	46	* M KNIGHTON	10,363	45	S PANK	21	(2)
47	A STAMPER	76	46	R LITHERLAND (1,283)	366	47	* G WESTON	10,375	45	T DINGLEY	21	
48	S PANK	69	48	S PANK	364	48	* D EDWARDS	10,438	46	D HUGHES-DOWD	21	(2)
48	J ROYTHORNE	69	49	J LITHERLAND	362	49	* M ROGERS	10,463	49	J ROYTHORNE	20	(2)
50	JJ HUGHES-DOWD (162)	68	50	S MINNIS	356	50	* S WHITTACKER	10,625	50	C HENRY	19	

(Driver Ranking = Average Position in Qualifying, Final Position, Fastest Lap & Race Laps Over Last 20 club nights)

## ADULT STATISTICS 1992-2025 - AFTER DHORC 750

Sheet 2 of 5 (Note: Highlighted Names are Current 2025 Members, CS = Best Consecutive Results)

MEETINGS (Junior & Adult)		RACES (Junior & Adult)		DRIVER RANKING		FINALS WON						
ATTENDED		COMPLETED		ADULT		ADULT						
Pos	ADULT (1st Race)	No	Pos	ADULT	No	Pos	ADULT					
51	S MINNIS	67	51	J LEVERS	322	51	* S MINNIS	11.400	51	A FEARN	18	(2)
51	D LATHAM (21Feb23)	67	52	A FEARN (380)	319	52	* JT HUGHES-DOWD	11.500	51	S GRAY	18	
53	R BLAKE	62	53	J NEALE	318	53	* J CRUNDEN	11.600	53	S LANDER	14	(2)
53	J LITHERLAND	62	54	M ROGERS	308	54	* A WOODHOUSE	11.788	54	T CHADWICK	13	(2)
53	A STEVENSON (19Oct22)	62	55	D HUGHES-DOWD	303	55	* D HUGHES-DOWD	11.846	55	J HITCHCOCK	12	(2)
56	J NEALE	60	56	M MARTINEZ	289	56	* S GRAY	11.975	55	P FOXLEY	12	(2)
57	M ROGERS	57	57	K LYE	283	57	* J HOLMES	12.350	55	R LAWSON	12	
58	J LEVERS	53	58	A WOODHOUSE	281	58	* A HOLLIDAY	12.463	55	A WOODHOUSE	12	
59	G SCHULE	52	59	G SCHULE	268	59	* K ALCOCK	12.613	55	D LATHAM	12	
59	M DUTSON (15Mar22)	52	60	C BULLOCK (639)	248	60	* A FEARN	12.625	60	T MEASHAM	11	
61	M GRAHAM (20Feb24)	50	61	D BRENTNALL	225	61	* M STURGESS	12.675	60	S SMITH	11	
62	A FEARN	49	61	T CHADWICK (999)	225	62	* N LAMBERT	12.950	60	H SMITH	11	
62	M MARTINEZ	49	63	D LATHAM	223	63	* P FOXLEY	12.963	60	J LAWSON	11	(3)
64	D OLIVER	45	64	D OLIVER	216	64	* H SMITH	13.138	60	JT HUGHES-DOWD	11	(2)
65	D WALKER	42	65	D WALKER	212	65	* G SCHULE	13.238	65	D WALKER	10	
65	K LYE	42	66	A DAVIES	211	66	* J TETLEY	13.313	65	D PASSELL	10	(2)
67	D BRENTNALL	41	67	T MEASHAM (758)	208	67	* J LAWSON	13.488	65	L EDWARDS	10	
68	A THOMPSON	39	68	M KNIGHTON	206	68	* C HENRY	13.763	68	S DUNN	9	(2)
69	M KNIGHTON	36	69	A STEVENSON	204	69	* M GRAHAM	13.825	68	K LYE	9	
69	T CHADWICK (183)	36	70	J CHELL	202	70	* D GREEN	13.850	70	G LAMBERT	8	(4)
69	C BULLOCK (102)	36	71	D PASSELL	191	71	* M DUTSON	13.900	70	J LITHERLAND	8	
72	S DUNN	35	72	S DUNN	183	72	* R LAWSON	13.950	70	C COOPER	8	
73	D PASSELL	34	73	A THOMPSON	179	72	* S SMITH	13.950	70	G REYNOLDS	8	
73	A DAVIES	34	74	P FOXLEY	172	74	* J LITHERLAND	14.125	74	R CHADWICK	7	(2)
75	T MEASHAM (126)	33	75	G LAMBERT	168	75	* A STAMPER	14.300	74	A DAVIES	7	
75	JT HUGHES-DOWD (81)	33	76	M STURGESS	163	76	* J DUDLEY	14.325	74	J CRUNDEN	7	
77	G LAMBERT	32	77	S SUMNER	157	76	* R MASTERS	14.325	77	M JUBB	6	
77	P FOXLEY	32	77	M GRAHAM	157	78	* M HOLLAND	14.375	77	A STAMPER	6	
79	J CHELL	30	79	B BRUCE	148	79	* C BLAKE	14.410	77	C BULLOCK	6	
80	M STURGESS	29	79	M DUTSON	148	80	* N CHATTLE	14.488	77	K PAYNE	6	
81	R HITCHCOCK	27	81	R CHADWICK	146	81	* B BRUCE	14.563	77	J TETLEY	6	(2)
81	R CHADWICK	27	82	J TETLEY	143	82	* A STEVENSON	14.588	77	T BALDOCK	6	
83	S SUMNER	26	83	K PAYNE	140	83	* L EDWARDS	14.800	77	M GRAHAM	6	(2)
83	C BLAKE (07Jan25)	26	84	R HITCHCOCK	138	84	* C BULLOCK	15.138	84	C SCHOFIELD	5	(2)
83	G REYNOLDS (18Feb25)	26	85	M HOLLAND	129	85	* D OLIVER	15.688	84	A J McPEAKE	5	(2)
86	B BRUCE	25	86	J HITCHCOCK	127	86	* G REYNOLDS	15.924	84	I HOLLAND	5	
86	S WHITTAKER (26Nov24)	25	87	C SCHOFIELD	124	87	* S DUNN	15.963	84	M TANSLEY	5	
88	C STANNARD	24	88	I HOLLAND	120	88	* A THOMPSON	16.063	84	D OLIVER	5	
88	H SMITH (137)	24	88	D GREEN	120	89	* G LAMBERT	16.175	84	D GREEN	5	
88	J LAWSON (18Aug15) (108)	24	90	N CHATTLE	119	90	* S SUMNER	16.425	84	J CHELL	5	
88	J DUDLEY (11Mar25)	24	91	S LANDER	118	91	* M MARTINEZ	16.763	84	R JAMES	5	
92	I HOLLAND	23	91	C STANNARD	118	92	* J CHELL	17.138	84	S WHITTAKER	5	
92	J HITCHCOCK	23	93	T HAGUES	111	93	* C STANNARD	17.325	84	N JARRAM	5	
92	C SCHOFIELD	23	94	R JAMES	105	94	* R HITCHCOCK	18.063	94	S REVITT	4	(2)
92	D GREEN	23	95	C CARRINGTON	100	95	* C SCHOFIELD	18.113	94	R HITCHCOCK	4	
92	M HOLLAND	23	96	M JUBB	99	96	* D WALKER	18.163	94	M KNIGHTON	4	
92	K PAYNE	23	97	JJ HUGHES-DOWD (411)	98	97	* P BARBER	18.938	94	M STURGESS	4	
98	J CRUNDEN (11Mar25)	22	98	C BRADFORD	97	98	* J HITCHCOCK	21.388	94	M BLOOD	4	
99	J TETLEY	21	99	P MELLOR	93	99	* R CHADWICK	22.013	99	S PATCHING	3	
100	N CHATTLE	20	100	G REYNOLDS	89	100	* I HOLLAND	22.288	99	C NORRIS	3	

**ADULT STATISTICS 1992-2025 - AFTER DHORC 750**

Sheet 3 of 5 (Note: Highlighted Names are Current 2025 Members, CS = Best Consecutive Results)

MEETINGS (Junior & Adult)		RACES (Junior & Adult)		DRIVER			FINALS					
ATTENDED		COMPLETED		RANKING			WON					
Pos	ADULT (1st Race)	No	Pos	ADULT	No	Pos	ADULT	SCORE	Pos	ADULT	No	CS
101	M JUBB	19	101	S WHITTAKER	85	N/A	T BALDOCK	2.583	99	J HENRY	3	
101	J WARDLE (18Feb25)	19	101	C BLAKE	85	N/A	S REVITT	3.792	99	C CARRINGTON	3	
101	K SPINK (18Feb25)	19	103	N MAFFIN	82	N/A	S LANDER	4.485	99	A HUGHES	3	
104	C CARRINGTON	18	104	P COCKBILL	81	N/A	AJ McPEAKE	6.659	99	M HOLLAND	3	
104	T HAGUES	18	106	J DUDLEY	78	N/A	A HUGHES	6.792	99	C STANNARD	3	
106	N MAFFIN	17	106	D LEVERTON	75	N/A	L HOBSON	7.700	99	M BLAKE	3	(2)
106	S LANDER	17	107	M TANSLEY	73	N/A	S WHITE	8.000	99	K SPINK	3	
106	P MELLOR	17	108	J CRUNDEN	70	N/A	C SLATER	9.250	99	C BLAKE	3	
106	C BRADFORD	17	109	YAN SHEN	68	N/A	L BOWLES	10.357	109	H VO HEUVEL	2	(2)
106	C COOPER	17	110	J KELLY	67	N/A	S SIDDANS	10.417	109	J KELLY	2	
111	P COCKBILL	16	111	S REVITT	63	N/A	J KELLY	10.500	109	C SLATER	2	(2)
111	N JARRAM (18Feb25)	16	112	K SPINK	62	N/A	J GRAHAM	10.625	109	YAN SHEN	2	
113	R JAMES	15	113	M WATTS (130)	61	N/A	J HENRY	11.000	109	I HALL	2	
114	M TANSLEY	14	113	C COOPER	61	N/A	F HOLMES	11.194	109	S SUMNER	2	
114	L BOWLES (82)	14	115	J McDONALD (98)	60	N/A	C COOPER	11.500	109	B BRUCE	2	
116	J KELLY	13	115	J WARDLE	60	N/A	M BLOOD	11.639	109	C BRADFORD	2	
116	D LEVERTON	13	117	M BLOOD	58	N/A	C ATKINSON	12.125	109	M MARTINEZ	2	
118	S REVITT	12	117	W BLURTON	58	N/A	J MELLOR	12.650	109	L BOWLES	2	
118	P PURKIS	12	117	F HOLMES (827)	58	N/A	A DOBBINS	12.925	109	A STEVENSON	2	
118	M WATTS (25)	12	120	I HALL	57	N/A	P WRIGHT	13.250	109	J DUDLEY	2	
118	T STACEY	12	120	T STACEY	57	N/A	T STACEY	13.271	109	M DUTSON	2	
122	AJ McPEAKE (78)	11	122	N JARRAM	55	N/A	P ZIMMERMAN	13.500	109	J WARDLE	2	
122	YAN SHEN	11	123	T CASH	54	N/A	M TANSLEY	13.500	123	R GILLARD	1	
124	R GILLARD	10	124	N WRIGHT	52	N/A	L COPLEY	13.500	123	D ROYTHORNE	1	
124	A DOBBINS	10	125	AJ McPEAKE (378)	50	N/A	N WRIGHT	13.596	123	P COCKBILL	1	
124	I HALL	10	125	T BALDOCK	50	N/A	C WILKINSON	14.083	123	J JOHNSON	1	
124	J McDONALD (16)	10	127	R GILLARD	49	N/A	C CARRINGTON	14.111	123	G SCHULE	1	
128	N WRIGHT	9	127	A DOBBINS	49	N/A	N JARRAM	14.219	123	M WATTS	1	
128	M BLOOD	9	127	D KENNING	49	N/A	K SPINK	14.474	123	B BEBAUERS	1	
128	T BALDOCK	9	130	P PURKIS	47	N/A	K JEFFRIES	14.688	123	G CLARK	1	
128	T CASH	9	131	A LEE	46	N/A	Da BUCKLEY	14.844	123	L COPLEY	1	
128	F HOLMES (139)	9	131	Z MIDDLETON	46	N/A	S ALLDREAD	14.917	123	A DOBBINS	1	
133	C NORRIS	8	133	Da BUCKLEY	43	N/A	B COOK	15.000	123	C WILKINSON	1	
133	Da BUCKLEY	8	133	J LAWSON (459)	43	N/A	J FLETCHER	15.125	123	R HILL	1	
133	W BLURTON	8	135	A HUGHES (414)	42	N/A	J MILLS	15.417	123	N CHATTLE	1	
133	D KENNING	8	135	H SMITH (637)	42	N/A	W BLURTON	15.438	123	C ATKINSON	1	
137	S PATCHING	7	135	JT HUGHES-DOWD (205)	42	N/A	R HEATON	15.500	123	A THOMPSON	1	
137	G CLARK	7	138	P WRIGHT	40	N/A	R GILLARD	15.575	123	A LEE	1	
137	J HENRY (134)	7	139	G CLARK	39	N/A	R JAMES	15.617	123	D LLOYD	1	
137	R HILL	7	140	S PATCHING	38	N/A	G CLARK	15.750	123	Z MIDDLETON	1	
137	L ELMORE	7	140	C NORRIS	38	N/A	L HENDERSON	15.750	123	T STACEY	1	
137	M BLAKE (20)	7	142	J HENRY (895)	37	N/A	A LEE	15.833	123	F HOLMES	1	
143	D HARROP	6	143	C WILKINSON	35	N/A	D LEVERTON	15.848	123	J McDONALD	1	
143	D HART	6	143	YUAN ZHI	35	N/A	R SPENCER	15.850	123	J GRAHAM	1	
143	P WRIGHT	6	143	L ELMORE	35	N/A	YUAN ZHI	15.875	123	J MILLS	1	
143	C WILKINSON	6	146	D BUCKLEY	33	N/A	R HILL	16.071				
143	A HUGHES (67)	6	147	R HILL	32	N/A	S KERR	16.083				
143	Ch HOLLAND	6	148	D HART	30	N/A	P COCKBILL	16.156				
143	D BUCKLEY	6	148	D HARROP	30	N/A	D LLOYD	16.167				
143	YUAN ZHI	6	148	Ch HOLLAND	30	N/A	S PATCHING	16.179				

**ADULT STATISTICS 1992-2025 - AFTER DHORC 750**

Sheet 4 of 5 (Note: Highlighted Names are Current 2025 Members, CS = Best Consecutive Results)

MEETINGS (Junior & Adult)		RACES (Junior & Adult)				DRIVER			FINALS			
ATTENDED		COMPLETED				RANKING			WON			
Pos	ADULT (1st Race)	No	Pos	ADULT	No	Pos	ADULT	SCORE	Pos	ADULT	No	CS
143	A LEE	6	151	St BOWMAN	29	N/A	J WARDLE	16.224				
143	Z MIDDLETON	6	151	C BLURTON	29	N/A	Z MIDDLETON	16.250				
143	S KERR	6	153	R SPENCER	28	N/A	J McDONALD	16.375				
143	J MILLS (11Mar25)	6	154	C ATKINSON	27	N/A	D KENNING	16.489				
155	R SPENCER	5	155	K JEFFRIES	26	N/A	L HAYMES	16.500				
155	J MELLOR (87)	5	156	L COPLEY	25	N/A	M BLAKE	16.607				
155	C BLURTON	5	156	D LLOYD	25	N/A	M WATTS	16.625				
155	L HOBSON (21Oct25)	5	158	S SIDONS	23	N/A	C NORRIS	16.714				
159	B GEBAUERS	4	158	J MILLS	23	N/A	T CASH	16.889				
159	C ROBINSON	4	160	S KERR	22	N/A	G HADDON	17.000				
159	S HENDRY	4	161	B GEBAUERS	21	N/A	D HARROP	17.500				
159	C ATKINSON	4	162	C ROBINSON	20	N/A	St BOWMAN	17.500				
159	K JEFFRIES	4	162	S HENDRY	20	N/A	YAN SHEN	17.636				
159	W PARKIN	4	164	L BOWLES (372)	19	N/A	I HALL	17.650				
159	St BOWMAN	4	165	W PARKIN	17	N/A	L ZHOU	17.750				
166	H VD HEUVEL	3	165	L HOBSON	17	N/A	C ROBINSON	18.000				
166	J JOHNSON	3	167	J JOHNSON	16	N/A	N MAFFIN	18.103				
166	S ALLDREAD	3	167	J MELLOR (497)	16	N/A	D HART	18.208				
166	L COPLEY	3	169	S ALLDREAD	15	N/A	T HAGUES	18.236				
166	S SIDONS	3	169	S BENNETT	15	N/A	C BRADFORD	18.279				
166	D LLOYD	3	171	H VD HEUVEL	14	N/A	D BUCKLEY	18.333				
166	S BENNETT	3	171	P ZIMMERMANN	14	N/A	J ASHCROFT	18.375				
173	D ROYTHORNE	2	171	L HENDERSON	14	N/A	B FAHRNER	18.750				
173	J ASHCROFT	2	174	D ROYTHORNE	11	N/A	Ch HOLLAND	18.792				
173	A CARTER	2	175	J ASHCROFT	10	N/A	C BLURTON	18.800				
173	B FAHRNER	2	175	A CARTER	10	N/A	B GEBAUERS	18.875				
173	L ZHOU	2	175	B FAHRNER	10	N/A	S HENDRY	18.188				
173	B COOK	2	175	B COOK	10	N/A	D ROYTHORNE	19.375				
173	J FLETCHER	2	175	J FLETCHER	10	N/A	M JUBB	19.408				
173	L HAYMES	2	175	L HAYMES	10	N/A	S BENNETT	18.417				
173	J GRAHAM (32)	2	175	M BLAKE (59)	10	N/A	J JOHNSON	19.500				
182	S WHITE	1	182	L ZHOU	9	N/A	A HARTLEY	19.750				
182	P DUNNE	1	183	C SLATER	7	N/A	W PARKIN	19.813				
182	A HARTLEY	1	184	T MAKUNI	6	N/A	T MAKUNI	20.000				
182	C SLATER	1	185	S WHITE	5	N/A	P DUNNE	20.750				
182	P ZIMMERMANN	1	185	R HEATON	5	N/A	P MELLOR	20.882				
182	L HENDERSON	1	185	A HARTLEY	5	N/A	A CARTER	21.625				
182	G HADDON (26)	1	185	G HADDON (143)	5	N/A	L ELMORE	21.786				
182	T MAKUNI	1	189	P DUNNE	4	N/A	P PURKIS	22.667				
182	R HEATON	1	190	J GRAHAM (97)	3	N/A	H VD HEUVEL	22.917				

**ADULT STATISTICS 1992-2025, AFTER DHORC 750**

Sheet 5 of 5 (Note: Highlighted Names are Current 2025 Members, CS = Best Consecutive Results)

POLES				IQR's				WINS				FASTEST LAPS				BEST RACE LAPS				CHAMPIONSHIPS		
Pos	ADULT	No	CS	Pos	ADULT	No	CS	Pos	ADULT	No	CS	Pos	ADULT	No	CS	Pos	ADULT	No	CS	YEAR	ADULT	
1	L PATEMAN	132	(7)	1	L PATEMAN	519	(19)	1	L PATEMAN	124	(4)	1	L PATEMAN	294	(14)	1	L PATEMAN	192	(6)	1992	N SISMEY	
2	S GOODLIP	106	(7)	2	N SISMEY	402	(5)	2	S GOODLIP	103	(5)	2	A SMITH	91	(6)	2	A SMITH	97	(4)	1993	J TAGUE	
3	M CHADWICK	101	(9)	3	S GOODLIP	374	(6)	3	N SISMEY	86	(4)	3	S GOODLIP	77	(5)	3	N SISMEY	91	(5)	1994	J TAGUE	
4	A SMITH	97	(5)	4	M CHADWICK	304	(10)	4	M CHADWICK	83	(7)	4	N SISMEY	52	(4)	4	S GOODLIP	88	(5)	1995	J TAGUE (3)	
5	N SISMEY	86	(3)	5	A SMITH	229	(7)	5	A SMITH	80	(4)	5	J TAGUE	48	(5)	5	M CHADWICK	86	(3)	1996	M CHADWICK	
6	J SISMEY	59	(4)	6	J SISMEY	210	(8)	6	J SISMEY	59	(3)	6	J SISMEY	38	(4)	6	J SISMEY	39	(3)	1997	M CHADWICK	
7	W LANDER	42	(11)	7	W LANDER	183	(18)	7	W LANDER	41	(9)	7	W LANDER	28	(5)	7	W LANDER	37	(11)	1998	N SISMEY	
8	J TAGUE	26	(4)	8	J TAGUE	126	(5)	8	P REES	34	(2)	8	M CHADWICK	22	(2)	8	J TAGUE	28	(3)	1999	N SISMEY	
9	P REES	21	(2)	9	P REES	109	(3)	9	J TAGUE	28	(4)	9	P REES	14	(3)	8	P REES	28	(2)	2000	M CHADWICK	
10	A McPEAKE	16		10	A McPEAKE	101	(4)	10	A McPEAKE	16	(2)	10	A McPEAKE	13	(2)	10	A McPEAKE	13		2001	M CHADWICK	
11	J LYMER	14		11	J NEALE	45	(6)	11	J LYMER	13	(2)	11	J NEALE	8	(2)	11	L SMITH	12	(2)	2002	S GOODLIP	
12	J NEALE	9	(3)	12	L SMITH	39	(3)	12	C BOWLES	11	(2)	11	L SMITH	8		12	D GARBETT	7		2003	L PATEMAN	
13	L SMITH	7		13	J LYMER	36	(3)	13	J NEALE	9	(2)	11	C BOWLES	8	(2)	13	J NEALE	6		2004	L PATEMAN	
14	T BALDOCK	5	(2)	14	D GARBETT	39	(3)	14	S ANAND	5		14	C ROYTHORNE	6		13	M ALLSOPP	6		2005	M CHADWICK (5)	
15	D GARBETT	5		15	S ANAND	25	(2)	14	M ALLSOPP	5		15	D GARBETT	5		13	C BOWLES	6	(2)	2006	W LANDER	
16	R LITHERLAND	5		16	M ALLSOPP	21	(2)	14	T BALDOCK	5		16	T BALDOCK	4		16	J LYMER	5		2007	W LANDER	
17	C BOWLES	5		17	T BALDOCK	19	(8)	17	R LITHERLAND	6	(2)	16	T CHADWICK	4		17	T CHADWICK	4		2008	W LANDER (3)	
18	S ANAND	3		18	G PEACH	18	(3)	18	C ROYTHORNE	4		16	A BULLOCK	4		17	T BALDOCK	4	(2)	2009	J SISMEY	
19	S REVITT	3	(2)	19	A TURNBULL	15	(2)	18	L SMITH	4	(2)	17	D BRENTNALL	3		17	JJ HUGHES-DOWD	4		2010	L PATEMAN	
20	P LEVERS	3		20	R LITHERLAND	15	(2)	18	D GARBETT	4		19	G PEACH	3		20	S ANAND	3		2011	L PATEMAN	
21	J LAMB	3		21	C BOWLES	13	(2)	19	A TURNBULL	4		19	J LYMER	3		21	R LITHERLAND	4		2012	L PATEMAN (5)	
22	S LANDER	2		22	C ROYTHORNE	12	(2)	22	S LANDER	3		19	J LAMB	3		22	S REVITT	2	(2)	2013	J SISMEY	
23	D McPEAKE	2		22	S LANDER	12	(2)	22	G PEACH	3		19	R LITHERLAND	3	(2)	22	D BRENTNALL	2		2014	J SISMEY (3)	
24	A BULLOCK	2		24	D McPEAKE	11		22	JJ HUGHES-DOWD	3		24	S REVITT	2		22	D McPEAKE	2		2015	N SISMEY (4)	
25	C ROYTHORNE	2		25	S REVITT	10	(5)	25	S REVITT	2		24	A DAVIES	2	(2)	22	R BLAKE	2		2016	S GOODLIP	
26	G PEACH	2	(2)	25	T CHADWICK	10		25	AJ McPEAKE	2		24	A TURNBULL	2		22	K LYE	2		2017	S GOODLIP	
27	A TURNBULL	2		25	A BULLOCK	19	(3)	25	R SEAMAN	2		24	B JOHNSON	2		22	P LEVERS	2		2018	S GOODLIP	
28	M DUTSON	2	(2)	28	T MEASHAM	9		25	D McPEAKE	2		28	M ROGERS	1		22	J LAMB	2		2019	A SMITH	
29	T MEASHAM	1		28	P LEVERS	9		25	T CHADWICK	2		28	BRENTNALL	1		22	C ROYTHORNE	2		2020	N/A	
30	K LYE	1		28	J LAMB	9	(3)	25	J LAMB	2		28	AJ McPEAKE	1		22	G PEACH	2		2021	A SMITH	
31	A DAVIES	1		31	N LAMBERT	7		25	A WOODHOUSE	2	(2)	28	D McPEAKE	1		22	A TURNBULL	2		2022	A SMITH	
32	JJ HUGHES-DOWD	1		32	T DINGLEY	6		32	K LYE	1		28	S LANDER	1		22	A WOODHOUSE	2	(2)	2023	S GOODLIP (5)	
33	D HUGHES-DOWD	1		33	AJ McPEAKE	5	(2)	32	R HILL	1		28	R SEAMAN	1		33	M ROGERS	1		2024	A SMITH	
34	C BLAKE	1		33	R SEAMAN	5	(3)	32	R BLAKE	1		28	G WESTON	1		33	S MINNIS	1		2025	A SMITH (5)	
				33	J LEVERS	5		32	P LEVERS	1		28	T MEASHAM	1		33	BRENTNALL	1				
				36	M ROGERS	4		32	J ROYTHORNE	1		28	J LEVERS	1		33	S PANK	1				
				38	S MINNIS	4		32	S SMITH	1		28	R BLAKE	1		33	T DINGLEY	1				
				36	K LYE	4						28	S ANAND	1		33	S LANDER	1				
				39	D BRENTNALL	3						28	P LEVERS	1		33	G WESTON	1				
				39	R BLAKE	3						28	J ROYTHORNE	1		33	J LEVERS	1				
				39	R CROSSLAND	3						28	K ALCOCK	1		33	R HILL	1				
				42	BRENTNALL	2						28	JJ HUGHES-DOWD	1		33	S SUMNER	1				
				42	R MASTERS	2						28	M GRAHAM	1		33	R CROSSLAND	1				
				42	M DUTSON	2	(2)					28	D HUGHES-DOWD	1		33	J ROYTHORNE	1				
				45	P FOXLEY	1						28	C BLAKE	1		33	S SMITH	1				
				45	S PANK	1																
				45	G WESTON	1																
				45	A FEARN	1																
				45	K PAYNE	1																
				45	J ROYTHORNE	1																
				45	K ALCOCK	1																
				45	A DAVIES	1																
				45	JJ HUGHES-DOWD	1																
				45	J CHELL	1																
				45	D HUGHES-DOWD	1																
				45	C BLAKE	1																

IQR Means Individual Qualifying Rounds I.E. Yellow, Green, Red and Blue Lane on a Normal Club Night

## JUNIOR STATISTICS 1992-2025 - AFTER DHORC 750

Sheet 1 of 4 (Note: Highlighted Names are Current 2025 Members, CS = Best Consecutive Results)

MEETINGS ATTENDED		RACES COMPLETED		DRIVER RANKING		FINALS WON						
Pos	JUNIOR (1st Race)	No	Pos	JUNIOR	No	Pos	JUNIOR					
1	A TURNBULL	152	1	R LITHERLAND	917	1	* L SMITH	1.113	1	R LITHERLAND	61	(5)
1	R LITHERLAND	152	2	A TURNBULL	905	2	* A HUGHES	1.175	2	J HENRY	59	(3)
3	T CHADWICK	147	3	L TURNBULL	897	3	* AJ McPEAKE	1.275	3	JJ HUGHES-DOWD	67	(2)
4	L TURNBULL	133	4	T CHADWICK	774	4	* J MELLOR	1.400	4	A HALL	56	
5	F HOLMES	130	5	F HOLMES	799	5	* J HENRY	1.438	4	A TURNBULL	56	(2)
6	G REYES-ENGLAND	128	6	G REYES-ENGLAND	766	6	* A HALL	1.475	5	T CHADWICK	51	
7	J HENRY	127	7	J HENRY	658	7	* R LITHERLAND	1.600	7	J SISMEY	47	
8	J SISMEY	120	8	J SISMEY	654	8	* L BOWLES	1.613	8	L BOWLES	40	
9	H SMITH	113	9	Z ROYTHORNE	602	9	* T MEASHAM	1.638	9	H SMITH	37	(2)
10	R REES	103	10	H SMITH	595	10	* A TURNBULL	1.663	10	J MELLOR	36	
11	Z ROYTHORNE	100	11	T MEASHAM	550	10	* JJ HUGHES-DOWD	1.663	11	L SMITH	33	
12	JJ HUGHES-DOWD (18Oct22)	96	12	L BROOKS	539	12	* T CHADWICK	1.825	12	P CONNALLY	32	(2)
13	P CONNALLY	95	13	B ROYTHORNE	504	13	* J SISMEY	1.838	13	M MINNIS	31	(2)
14	C BRENTNALL	94	14	P CONNALLY	500	14	* M MINNIS	2.000	13	A HUGHES	31	
15	T MEASHAM	93	15	A HALL	490	15	* J PATEMAN	2.025	15	AJ McPEAKE	30	(2)
16	B ROYTHORNE	84	16	C BRENTNALL	488	16	* P CONNALLY	2.175	15	C BRENTNALL	30	(2)
16	J LAWSON (18Aug15)	84	17	J MELLOR	481	17	* C BRENTNALL	2.275	15	J PATEMAN	30	
18	L BROOKS	83	18	R REES	467	18	* C BULLOCK	2.300	15	G REYES-ENGLAND	30	
19	J MELLOR	82	19	J PATEMAN	428	19	* C BOWLES	2.313	19	C BOWLES	28	
19	J WOODHOUSE (08Aug22)	82	20	J LAWSON	416	20	* K ASHWORTH	2.613	19	L TURNBULL	28	(2)
21	A HALL	80	21	C BOWLES	402	21	* N GULL	2.763	21	F HOLMES	26	
22	C BOWLES	78	22	C BULLOCK	391	22	* T PANK	2.800	22	B ROYTHORNE	25	(2)
22	L BOWLES	78	23	K LEVERS	381	23	* J LAWSON	2.813	22	Z ROYTHORNE	25	(3)
24	T PANK	74	24	T PANK	378	24	* H SMITH	2.975	24	R REES	24	
25	J PATEMAN	71	25	A HUGHES	372	25	* J WOODHOUSE	2.988	25	J STEVENSON	23	
26	M MINNIS	68	25	Ca HOLLAND	372	26	* Z ROYTHORNE	3.038	25	T MEASHAM	23	(3)
27	C BULLOCK	66	27	J MARTINEZ	369	27	* JT HUGHES-DOWD	3.113	25	J LAWSON	23	(2)
27	K LEVERS	66	28	L BOWLES	353	28	* K LEVERS	3.125	28	L BROOKS	21	(2)
29	AJ McPEAKE	65	29	L SMITH	352	29	* K ALI	3.188	29	T PANK	20	
30	T STEVENSON (18Oct22)	62	29	M LITHERLAND	352	30	* L TURNBULL	3.238	30	K LEVERS	15	
31	A HUGHES	61	31	M MINNIS	343	31	* B ROYTHORNE	3.250	30	JT HUGHES-DOWD	15	
31	Ca HOLLAND	61	32	AJ McPEAKE	326	32	* P WALKER	3.325	30	J WOODHOUSE	15	
33	J MARTINEZ	59	33	B BROOKS	325	33	* J THOMPSON	3.400	33	D BARKER	14	
34	L SMITH	55	34	JJ HUGHES-DOWD	313	34	* J LISTER	3.700	33	M LITHERLAND	14	
35	J STEVENSON	54	35	D PAUL	308	35	* T GREEN	3.725	35	J MARTINEZ	13	
36	M LITHERLAND	53	36	L CHADWICK	277	36	* P MARTIN	3.763	36	C DAVENPORT	12	
37	D BARKER	51	37	J STEVENSON	276	36	* R COOK	3.763	36	K ALI	12	
37	B BROOKS	51	38	J WOODHOUSE	269	38	* C DAVENPORT	3.775	36	D PAUL	12	(2)
39	JT HUGHES-DOWD (28Feb24)	50	39	D BARKER	266	39	* S SLATER	3.813	39	M McNULTY	10	
40	D PAUL	49	40	P MARTIN	263	40	* B CRUNDEN	3.875	39	P MARTIN	10	
41	S SCHULE	47	41	S BOWMAN	244	41	* K SCHOFIELD	3.888	39	S BOWMAN	10	
41	L CHADWICK	47	42	P WALKER	236	42	* K COOK	4.050	39	T STEVENSON	10	
43	P WALKER	46	43	S SCHULE	234	43	* J GRAHAM	4.138	43	G HADDON	9	
43	J GRAHAM (20Feb24)	46	43	J LISTER	234	44	* F HOLMES	4.250	43	T GREEN	9	
45	P MARTIN	45	45	J HAGUES	221	45	* L WHITTAKER	4.325	43	N GULL	9	
46	J LISTER	41	46	T STEVENSON	210	46	* G HADDON	4.500	43	M BRADLEY	9	
46	S BOWMAN	41	47	R COOK	197	47	* E HENRY	4.650	43	J THOMPSON	9	
48	E WOODHOUSE (31Jan23)	39	48	M BRADLEY	194	48	* G REYES-ENGLAND	4.738	43	J GRAHAM	9	
49	J HAGUES	38	49	D JACKSON	190	49	* A OXSPRING	4.750	49	K SCHOFIELD	8	
50	L WHITTAKER (28Nov24)	35	50	I BRADLEY	189	50	* R REES	4.800	49	L CHADWICK	8	

(Driver Ranking = Average Position in Qualifying, Final Position, Fastest Lap & Race Laps Over Last 20 club nights)

**JUNIOR STATISTICS 1992-2025 - AFTER DHORC 750**

Sheet 2 of 4 (Note: Highlighted Names are Current 2025 Members, CS = Best Consecutive Results)

MEETINGS ATTENDED		RACES COMPLETED		DRIVER RANKING		FINALS WON					
Pos	JUNIOR (1st Race)	No	Pos	JUNIOR	No	Pos	JUNIOR	No	CS		
51	K ALI	30	51	K ALI	185	51	* M BRADLEY	4.900	49	C BULLOCK	8
52	M McNULTY	29	51	E JACKSON	185	52	* T STEVENSON	4.938	49	B BROOKS	8 (2)
52	J BULLOCK	29	53	N BRADFORD	172	53	* D BARKER	5.038	49	Ca HOLLAND	8
52	R COOK	29	54	A BRADFORD	169	54	* J STEVENSON	5.125	49	H TAYLOR	8
52	A OXSPRING	29	55	M SEO	163	55	* E WOODHOUSE	5.238	55	R LEY	7
52	I BRADLEY	29	55	K COOK	163	56	* R HUGHES	5.275	55	A CHATTLE	7
52	M BRADLEY	29	55	A OXSPRING	163	57	* J ELMORE	5.600	55	A BRADFORD	7
52	D JACKSON	29	55	S ROYTHORNE	163	57	* J MARTINEZ	5.600	55	L WHITTAKER	7
59	C DAVENPORT	28	55	JT HUGHES-DOWD	163	59	* M SEO	5.675	59	S SLATER	6 (2)
59	E HENRY	28	60	N GULL	196	60	* A CHATTLE	5.863	59	P WALKER	6 (2)
59	E JACKSON	28	61	M McNULTY	194	61	* L CHADWICK	6.025	59	G CONNALLY	6
62	K SCHOFIELD	27	61	J PERRY	154	62	* J WATSON	6.063	59	E HENRY	6
63	N GULL	26	63	R HUGHES	191	63	* M LITHERLAND	6.250	59	R COOK	6
63	N BRADFORD	26	64	J BULLOCK	190	64	* M McNULTY	6.288	59	E JACKSON	6
65	G HADDON	25	64	J GRAHAM	190	65	* J BULLOCK	6.300	59	D JACKSON	6 (2)
65	A BRADFORD	25	66	C DAVENPORT	149	66	* B BROOKS	6.488	59	T JAMES	6 (2)
65	S ROYTHORNE	25	67	K SCHOFIELD	144	67	* D PAUL	6.550	59	J HAGUES	6 (2)
68	K COOK	24	68	E HENRY	143	68	* D JACKSON	7.088	59	B CRUNDEN	6
68	J PERRY	24	69	G HADDON	138	69	* H TAYLOR	7.513	69	L HAWLEY	5
68	J THOMPSON	24	70	A CHATTLE	136	70	* S SCHULE	7.825	69	J BULLOCK	5
71	A CHATTLE	23	71	L STOTT-ZAFIROPOULOS	135	71	* S BOWMAN	8.050	69	A HARTLEY	5 (2)
71	L STOTT-ZAFIROPOULOS	23	72	H TAYLOR	134	72	* E STOTT-ZAFIROPOULOS	8.063	69	B CARRINGTON	5
71	J ELMORE	23	73	K ASHWORTH	132	73	* S MAFFIN	8.275	69	K ASHWORTH	5
74	J WATSON	22	73	J ELMORE	132	74	* L BROOKS	8.475	69	M WARREN	5
74	R MAFFIN	22	75	T JAMES	131	75	* S MARTINEZ	8.600	69	K COOK	5
74	T GREEN	22	76	E STOTT-ZAFIROPOULOS	130	76	* T SHARP	8.663	69	N BRADFORD	5
74	R HUGHES	22	77	B RILEY	124	77	* L STOTT-ZAFIROPOULOS	8.900	69	I PAUL	5 (2)
74	E STOTT-ZAFIROPOULOS	22	78	E WOODHOUSE	122	78	* Ca HOLLAND	8.913	78	A REES	4
74	B CRUNDEN (11Mar25)	22	79	T GREEN	119	79	* R MAFFIN	8.988	78	J WATSON	4
80	K ASHWORTH	21	80	S MARTINEZ	117	80	* N BRADFORD	9.550	78	T SHARP	4
80	H TAYLOR	21	80	L WHITTAKER	117	81	* I BRADLEY	9.688	78	M WATTS	4
80	S MARTINEZ	21	82	J WATSON	113	82	* J HAGUES	9.800	78	J LISTER	4
83	S SLATER	20	83	R MAFFIN	109	83	* S ROYTHORNE	10.000	78	B JEFFRIES	4
83	T SHARP	20	84	S SLATER	108	84	* A BRADFORD	10.775	78	E STOTT-ZAFIROPOULOS	4
83	S MAFFIN	20	84	B CARRINGTON	108	85	* T JAMES	10.863	78	L STOTT-ZAFIROPOULOS	4
83	T JAMES	20	86	T SHARP	103	86	* E JACKSON	12.500	78	J ELMORE	4
87	B RILEY	19	86	J GRATTON	103	87	* J PERRY	13.813	78	S ROYTHORNE	4
87	E DOYLE	19	88	S MAFFIN	99	N/A	L CAPEWELL	2.438	78	E DOYLE	4
89	B CARRINGTON	18	89	M WARREN	98	N/A	S GILLARD	2.725	78	M BLAKE	4
90	R LEY	17	90	F McCANDLESS	96	N/A	M WARREN	2.817	90	A PANK	3
90	G CONNALLY	17	91	R LEY	92	N/A	A WATHEY	3.545	90	C CLARK	3
90	J GRATTON	17	91	J THOMPSON	92	N/A	K JACKSON	3.563	90	R HUGHES	3
93	A HARTLEY	15	93	G CONNALLY	91	N/A	T REES	3.667	90	J PERRY	3
93	J MOSEDALE	15	94	A HARTLEY	83	N/A	S TAGUE	3.813	90	J BLURTON	3
93	M WARREN	15	95	B CRUNDEN	75	N/A	A FEARN	3.850	95	C WOODCOCK	2
96	C KAVANAGH	13	96	A WATHEY	72	N/A	E DOYLE	3.895	95	Mat McNULTY	2
96	M WATTS	13	96	J MOSEDALE	72	N/A	N ZIMMERMANN	3.969	95	J MOSEDALE	2
99	M BLAKE (28Jan25)	13	96	B JEFFRIES	72	N/A	R LEY	4.103	95	D SPENCER	2
99	J DOBBINS	12	99	M WATTS	69	N/A	Z BRAZELL	4.156	95	N ZIMMERMANN	2
99	F McCANDLESS	12	100	I PAUL	68	N/A	C CLARK	4.179	95	A OXSPRING	2

**JUNIOR STATISTICS 1992-2025 - AFTER DHORC 750**

Sheet 3 of 4 (Note: Highlighted Names are Current 2025 Members, CS = Best Consecutive Results)

MEETINGS ATTENDED			RACES COMPLETED			DRIVER RANKING			FINALS WON			
Pos	JUNIOR (1st Race)	No	Pos	JUNIOR	No	Pos	JUNIOR	SCORE	Pos	JUNIOR	No	CS
101	A PANK	11	101	C KAVANAGH	65	N/A	D SPENCER	4.375	95	L BLAKE	2	
101	A WATHEY	11	101	E DOYLE	65	N/A	N BLACK	4.375	95	D JEFFRIES	2	(2)
101	N McDONALD	11	103	D JEFFRIES	62	N/A	M BUCKLEY	4.417	95	J GRATTON	2	
104	S GILLARD	10	104	A FEARN	61	N/A	M WESTON	4.438	95	F McCANDLESS	2	
104	A FEARN	10	104	I MATTHEWS	61	N/A	T KERR	4.458	95	I BRADLEY	2	
104	I MATTHEWS	10	106	J DOBBINS	60	N/A	L BLAKE	4.500	95	E PAUL	2	(2)
107	L HAWLEY	9	107	A PANK	58	N/A	M YEOMANS	4.563	95	B RILEY	2	
107	D NEALE	9	108	N McDONALD	57	N/A	M BLAKE	5.000	95	J McDONALD	2	
107	C WOODCOCK	9	109	J BLURTON	56	N/A	I MATTHEWS	5.075	95	T KERR	2	
107	Mat McNULTY	9	110	Ca BLURTON	55	N/A	J DOBBINS	5.083	95	E WOODHOUSE	2	
107	B JEFFRIES	9	111	E PAUL	54	N/A	N McDONALD	5.114	95	Z BRAZELL	2	
107	D JEFFRIES	9	112	N ZIMMERMANN	51	N/A	A HARTLEY	5.212	112	S GILLARD	1	
107	I PAUL	9	113	S GILLARD	50	N/A	B REES	5.350	112	C KAVANAGH	1	
107	E PAUL	9	113	L HAWLEY	50	N/A	J MOSEDALE	5.462	112	D NEALE	1	
115	M SEO	8	115	S LIVESEY	49	N/A	M WILLIS	5.750	112	A MILNER	1	
115	TI REES	8	115	M BLAKE	49	N/A	B CARRINGTON	5.847	112	T REES	1	
115	C BARTLETT	8	117	C BARTLETT	48	N/A	J McDONALD	6.458	112	R MAFFIN	1	
115	Ca BLURTON	8	118	Mat McNULTY	47	N/A	B JEFFRIES	6.472	112	T ALLDREAD	1	
115	J BLURTON	8	119	C WOODCOCK	46	N/A	L BELL	6.550	112	M HART	1	
115	Z BRAZELL (28Jan25)	8	120	D NEALE	44	N/A	D GEBAUERS	6.750	112	S MAFFIN	1	
121	A MILNER	7	121	C CLARK	41	N/A	D NEALE	7.083	112	D GEBAUERS	1	
121	A REES	7	122	TI REES	40	N/A	L HAWLEY	7.083	112	L BELL	1	
121	C CLARK	7	123	A REES	38	N/A	D JEFFRIES	7.111	112	M SEO	1	
121	N ZIMMERMANN	7	123	J McDONALD	38	N/A	Mat McNULTY	7.167	112	A FEARN	1	
121	M BUCKLEY	7	125	A MILNER	36	N/A	C BARTLETT	7.344	112	I MATTHEWS	1	
126	M HART	6	126	B REES	35	N/A	J GRATTON	7.426	112	M WILLIS	1	
126	S LIVESEY	6	127	Z BRAZELL	34	N/A	M WATTS	7.519	112	B REES	1	
126	SM BLURTON	6	128	M BUCKLEY	33	N/A	C WOODCOCK	8.056	112	S TAGUE	1	
126	J McDONALD	6	129	M HART	31	N/A	R FREEMAN	8.417	112	L CAPEWELL	1	
126	T KERR	6	129	A PARKIN	31	N/A	H MOHAMMED	8.500	112	M BUCKLEY	1	
131	L BELL	5	129	SM BLURTON	31	N/A	G CONNALLY	8.588	112	S LIVESEY	1	
131	B REES	5	132	L PARKIN	30	N/A	B RILEY	8.697	112	L PARKIN	1	
131	L BLAKE	5	133	K JACKSON	29	N/A	A STOTT	8.750	112	A PARKIN	1	
131	A PARKIN	5	133	M WESTON	29	N/A	A MILNER	8.786	112	R FREEMAN	1	
131	L PARKIN	5	133	R FREEMAN	29	N/A	M HART	9.417	112	S MARTINEZ	1	
136	D SPENCER	4	136	L BELL	26	N/A	Ca BLURTON	9.594	112	E DOYLE	1	
136	M YEOMANS	4	136	M YEOMANS	26	N/A	J BLURTON	9.781				
136	M WILLIS	4	138	S TAGUE	24	N/A	A PANK	10.114				
136	S TAGUE	4	138	T KERR	24	N/A	T ALLDREAD	10.167				
136	K JACKSON	4	140	D SPENCER	23	N/A	E GIBBS	10.417				
136	L CAPEWELL	4	141	M WILLIS	20	N/A	F McCANDLESS	10.558				
136	M WESTON	4	141	L CAPEWELL	20	N/A	C KAVANAGH	10.692				
143	T REES	3	143	T REES	16	N/A	TI REES	10.719				
143	D ALLDREAD	3	143	T ALLDREAD	16	N/A	D ALLDREAD	10.750				
143	T ALLDREAD	3	143	D GEBAUERS	16	N/A	A REES	10.786				
143	D GEBAUERS	3	146	D ALLDREAD	15	N/A	SM BLURTON	10.833				
143	E GIBBS	3	146	E GIBBS	15	N/A	A PARKIN	11.300				
143	R FREEMAN	3	148	H MOHAMMED	14	N/A	E PAUL	11.806				
149	N BLACK	2	149	L BLAKE	13	N/A	L PARKIN	12.900				
150	H MOHAMMED	1	150	N BLACK	10	N/A	S LIVESEY	13.083				
150	A STOTT	1	151	A STOTT	5	N/A	I PAUL	13.667				



## Outright Track Record Holders After DHORC 750

### Adults

Pos	Name	Qualifying	F1	GC	F1	GC	Total
			Fastest Laps	Fastest Laps	Race Laps	Race Laps	
1	L Pateman	35	48	61	28	47	219
2	A Smith	50	11	36	15	33	145
3	S Goodlip	27	44	10	34	18	133
4	N Sismey	15	7	12	15	16	65
5	J Sismey	15	7	8	13	12	55
6	M Chadwick	12			8	9	29
7	W Lander	8	5	3	6		22
8	A McPeake	4	3	5	7		19
9	P Rees	1	3		11	3	18
10	J Tague	4	3	2	2	5	16
11	J Lymer	4	2	1	2	1	10
12	T Baldock	3	1	1	1	2	8
13	D Garbett	1	1	1	3	1	7
13	L Smith	2	1	3	1		7
13	C Bowles	2	1	2	1	1	7
16	R Litherland	2			2	2	6
17	A Turnbull		2		3		5
17	C Roythorne		2	2		1	5
19	J Neale				2	1	3
19	S Anand	1			1	1	3
19	T Chadwick		1		2		3
19	J Lamb	1		1	1		3
23	M Allsopp				2		2
23	S Lander			1	1		2
25	JJ Hughes-Dowd				1		1
25	G Peach		1				1
25	D McPeake		1				1
25	J Roythorne				1		1
25	A Woodhouse				1		1
25	S Pank				1		1
25	C Blake	1					1
25	M Graham			1			1
<b>Total</b>		<b>187</b>	<b>144</b>	<b>149</b>	<b>164</b>	<b>153</b>	<b>797</b>

Note: Some Records Can Be Held By More Than One Member - Highlighted Names 2025 Members

## Outright Track Record Holders After DHORC 750

### Juniors

Pos	Name	Qualifying	F1	GC	F1	GC	Total
			Fastest Laps	Fastest Laps	Race Laps	Race Laps	
1	A Turnbull	31	21	16	33	17	118
2	R Litherland	24	20	26	13	28	111
3	JJ Hughes-Dowd	30	14	8	16	8	76
4	J Sismey	15	15	12	11	17	70
5	A Hall	12	8	6	13	11	50
6	T Chadwick	7	6	10	7	19	49
7	AJ McPeake	10	9	4	9	4	36
8	T Measham	6	4	1	13	3	27
8	J Henry	2	9	5	9	2	27
10	J Mellor	10	4	4	2	4	24
11	H Smith	6	5	5	3	4	23
12	L Bowles	9	2	4	1	5	21
13	M Minnis	6	2	4	2	5	19
14	Z Roythorne	2	2	6		8	18
15	J Pateman	4	4	5	1	3	17
16	B Roythorne	1	1	6		2	10
17	F Holmes	1	3	2	3		9
17	C Brentnall		2	3		4	9
19	J Woodhouse	3	1	1	2	1	8
19	A Hughes	2	1	5			8
19	L Smith		4		4		8
22	J Lawson	2		1	1	2	6
22	T Pank		1	3	2		6
22	C Bowles	2	1		1	2	6
25	JT Hughes-Dowd	1		1	1	2	5
26	E Woodhouse	2	1	1			4
26	P Connally		1	3			4
26	R Rees	1	1	1		1	4
26	K Ashworth	1	1	1		1	4
26	L Turnbull	1	1		2		4
31	K Levers		1		1	1	3
32	P Martin		1		1		2
32	N Gull		1		1		2
32	L Whittaker	1	1				2
32	J Graham	1		1			2
32	B Crunden			2			2
37	Ca Holland			1			1
37	E Henry		1				1
37	C Clark					1	1
37	K Ali				1		1
37	B Brooks				1		1
37	J Elmore		1				1
37	S Roythorne			1			1
37	Z Brazell		1				1
37	A Hartley			1			1
<b>Total</b>		<b>193</b>	<b>151</b>	<b>150</b>	<b>154</b>	<b>155</b>	<b>803</b>

Note: Some Records Can Be Held By More Than One Member - Highlighted Names 2025 Members

# DHORC Statistics 2025

Poles		Adult			Junior			Poles	
Records		Name	Total	2025	Name	Total	2025	Records	
<b>All Time</b>		L Pateman	132	1	JJ Hughes-Dowd	54	23	<b>All Time</b>	
L Pateman	132	S Goodlip	106	3	J Woodhouse	10	3	R Litherland	61
<b>Season</b>		A Smith	97	19	JT Hughes-Dowd	7	1	<b>Season</b>	
A Smith	18	N Sismey	86		E Woodhouse	2		JJ Hughes-Dowd	23
		P Rees	21		L Whittaker	2	2		
		L Smith	7		T Stevenson	1			
		R Litherland	5	3	B Crunden	1	1		
		C Bowles	5	3	J Graham	1	1		
		M Dutson	2	2					
		A Turnbull	2						
		D Hughes-Dowd	1						
		C Blake	1	1					
		JJ Hughes-Dowd	1						
<b>Race Wins</b>		<b>Adult</b>			<b>Junior</b>			<b>Race Wins</b>	
Records		Name	Total	2025	Name	Total	2025	Records	
<b>All Time</b>		L Pateman	124		JJ Hughes-Dowd	53	20	<b>All Time</b>	
L Pateman	124	S Goodlip	103	4	J Woodhouse	10	4	JJ Hughes-Dowd	53
<b>Season</b>		N Sismey	86		JT Hughes-Dowd	9	3	<b>Season</b>	
W Lander	16	A Smith	80	12	E Woodhouse	2		JJ Hughes-Dowd	23
		P Rees	34		T Stevenson	2	1		
		C Bowles	11	9	J Graham	1	1		
		R Litherland	6	4	B Crunden	1	1		
		L Smith	4		L Whittaker	1	1		
		A Turnbull	4						
		JJ Hughes-Dowd	3						
		A Woodhouse	2	2					
<b>Fast Laps</b>		<b>Adult</b>			<b>Junior</b>			<b>Fast Laps</b>	
Records		Name	Total	2025	Name	Total	2025	Records	
<b>All Time</b>		L Pateman	294	5	JJ Hughes-Dowd	49	21	<b>All Time</b>	
L Pateman	294	A Smith	91	12	JT Hughes-Dowd	7	1	J Sismey	59
<b>Season</b>		S Goodlip	77	4	E Woodhouse	5		<b>Season</b>	
L Pateman	19	N Sismey	52	1	J Woodhouse	5	1	JJ Hughes-Dowd	22
A Smith	19	P Rees	14		B Crunden	3	3		
		L Smith	8	1	Z Brazell	2	2		
		C Bowles	8	4	L Whittaker	2	2		
		R Litherland	3	2	T Stevenson	1			
		B Johnson	2	1	J Graham	1	1		
		A Turnbull	2						
		M Graham	1						
		D Hughes-Dowd	1	1					
		C Blake	1	1					
		JJ Hughes-Dowd	1						
<b>Race Laps</b>		<b>Adult</b>			<b>Junior</b>			<b>Race Laps</b>	
Records		Name	Total	2025	Name	Total	2025	Records	
<b>All Time</b>		L Pateman	192		JJ Hughes-Dowd	50	21	<b>All Time</b>	
L Pateman	192	A Smith	97	14	JT Hughes-Dowd	10	4	R Litherland	63
<b>Season</b>		N Sismey	91		J Woodhouse	10	4	<b>Season</b>	
A Smith	17	S Goodlip	88	5	T Stevenson	2	1	A Hall	22
		P Rees	28		E Woodhouse	2			
		L Smith	12	2	B Crunden	1	1		
		C Bowles	6	4	L Whittaker	1	1		
		JJ Hughes-Dowd	4						
		R Litherland	4	4					
		A Woodhouse	2	2					
		A Turnbull	2						



**Distance Covered In DHORC Club Championship 2025**

Pos	Competitor	Class	Laps	Feet	Feet / Race	Miles	Races
1	R Litherland	A	2,707.8	265,519	2,414	50.3	110
2	A Smith	A	2,476.9	241,954	2,547	45.8	95
3	L Blacker	A	2,412.0	238,513	2,056	45.2	116
4	N Sismey	A	2,302.9	227,855	2,234	43.2	102
5	JJ Hughes-Dowd	J	2,022.9	199,278	2,143	37.7	93
6	D Hughes-Dowd	A	1,862.9	184,170	1,939	34.9	95
7	L Pateman	A	1,757.4	174,383	2,207	33.0	79
8	A Woodhouse	A	1,733.1	174,153	2,025	33.0	86
9	C Bowles	A	1,735.2	173,675	2,347	32.9	74
10	L Whittaker	J	1,636.8	162,881	1,551	30.8	105
11	L Smith	A	1,498.5	160,623	2,059	30.4	78
12	S Gray	A	1,607.9	156,730	1,866	29.7	84
13	J Woodhouse	J	1,547.1	153,762	1,875	29.1	82
14	S Goodlip	A	1,538.3	151,012	2,436	28.6	62
15	S Whittaker	A	1,472.8	147,809	2,025	28.0	73
16	D Latham	A	1,471.5	147,214	1,963	27.9	75
17	D Turnbull	A	1,466.4	145,273	2,105	27.5	69
18	G Reynold	A	1,453.3	143,843	1,616	27.2	89
19	J Crunden	A	1,439.8	140,447	2,006	26.6	70
20	C Blake	A	1,419.2	137,661	1,620	26.1	85
21	M Graham	A	1,391.8	135,652	1,858	25.7	73
22	JT Hughes-Dowd	J	1,317.9	132,820	1,795	25.2	74
23	B Crunden	J	1,288.7	127,098	1,695	24.1	75
24	J Dudley	A	1,298.4	126,574	1,623	24.0	78
25	J Graham	J	1,210.2	119,887	1,763	22.7	68
26	K Spink	A	977.7	99,470	1,604	18.8	62
27	N Jarram	A	883.0	92,519	1,682	17.5	55
28	J Wardle	A	974.8	91,990	1,533	17.4	60
29	M Blake	J	761.7	75,445	1,540	14.3	49
30	A Stevenson	A	656.8	65,402	1,768	12.4	37
31	Z Brazell	J	546.7	55,291	1,626	10.5	34
32	E Woodhouse	J	497.6	54,331	1,598	10.3	34
33	M Dutson	A	503.7	51,160	1,599	9.7	32
34	T Stevenson	J	450.6	45,662	1,522	8.6	30
35	P Rees	A	402.0	40,462	1,927	7.7	21
36	L Hobson	A	338.4	36,074	2,122	6.8	17
37	B Johnson	A	387.4	35,220	2,348	6.7	15
38	J Mills	A	353.2	34,505	1,500	6.5	23
39	A Turnbull	A	166.2	18,864	2,695	3.6	7
40	M Blake	A	146.6	15,707	1,571	3.0	10
41	JT Hughes-Dowd	A	111.7	12,338	2,056	2.3	6
42	JJ Hughes-Dowd	A	63.2	6,776	2,259	1.3	3
Pos	Competitor	Class	50,291.0	5,000,001.9	1,921.8	947.0	2,585

# Next Circuit

## Jacarepagua



**Where Do We Race Next?**

**What Are The Records?**

**Who Has Been On The Podium?**

# Circuit History

The Autódromo Internacional Nelson Piquet (Nelson Piquet International Racetrack), also known as **Jacarepaguá** after the neighbourhood in which it was located, and also as the Autódromo Riocentro, was a motorsport circuit in Rio de Janeiro, Brazil. Opened in January 1978, a few weeks before the 1978 Brazilian Grand Prix, it hosted the Formula One Brazilian Grand Prix on ten occasions, and was also used for CART, motorcycle racing and stock car racing. In 2012, it was demolished to make way for facilities to be used at the 2016 Summer Olympics.

Round 32		Jacarepagua (Brazil)			Round 33	
Previous Results						
Adults		1st	2nd	3rd		
DHORC 31	14-Jun 1994	J Tague	L Pateman	A Smith		
DHORC 32	15-Jul 1994	J Tague	A Smith	L Pateman		
DHORC 33	02-Aug 1994	J Tague	N Sismey	A Smith		
DHORC 34	23-Aug 1994	J Tague	M Rogers	N Sismey		
DHORC 80	06-May 1997	S Goodlip	M Chadwick	J Tague		
DHORC 100	12-May 1998	M Chadwick	A McPeake	N Sismey		
DHORC 120	11-May 1999	N Sismey	A McPeake	P Rees		
DHORC 140	09-May 2000	M Chadwick	P Rees	A McPeake		
DHORC 234	07-Sep 2004	L Pateman	M Chadwick	A McPeake		
DHORC 274	11-Jul 2006	W Lander	J Sismey	N Sismey		
DHORC 292	17-Apr 2007	P Rees	W Lander	J Sismey		
DHORC 312	11-Mar 2008	W Lander	T Measham	J Sismey		
DHORC 358	09-Mar 2010	L Pateman	J Sismey	A McPeake		
DHORC 412	06-Mar 2012	L Pateman	S Anand	R Blake		
DHORC 464	18-Mar 2014	J Sismey	S Anand	R Crossland		
DHORC 528	04-Oct 2016	L Pateman	P Rees	N Sismey		
DHORC 687	30-Jan 2024	S Goodlip	A Smith	C Bowles		
DHORC 700 F1	16-Jul 2024	P Rees	S Goodlip	A Smith		
DHORC 701 GC	16-Jul 2024	A Smith	S Goodlip	R Litherland		
DHORC 751 F1	16-Dec 2025					
DHORC 752 GC	16-Dec 2025					
Juniors		1st	2nd	3rd		
DHORC 31	14-Jun 1994	AJ McPeake	P Walker	J Henry		
DHORC 32	15-Jul 1994	K Schoffelde	M Minnis	AJ McPeake		
DHORC 33	02-Aug 1994	M Minnis	C Davenport	AJ McPeake		
DHORC 34	23-Aug 1994	M Minnis	AJ McPeake	P Walker		
DHORC 80	06-May 1997	J Stevenson	J Henry	C Brentnall		
DHORC 100	12-May 1998	J Henry	J Stevenson	C Brentnall		
DHORC 120	11-May 1999	J Henry	T Pank	C Bowles		
DHORC 140	09-May 2000	J Henry	T Chadwick	P Connally		
DHORC 234	07-Sep 2004	T Chadwick	J Sismey	L Chadwick		
DHORC 274	11-Jul 2006	A Hughes	C Bullock	N Zimmermann		
DHORC 292	17-Apr 2007	K Ali	C Bullock	B Rees		
DHORC 312	11-Mar 2008	L Smith	K Ashworth	N Gull		
DHORC 358	09-Mar 2010	K Lavers	J Mellor	Z Roythorne		
DHORC 412	06-Mar 2012	J Pateman	J Lister	P Martin		
DHORC 464	18-Mar 2014	A Hall	F Holmes	Z Roythorne		
DHORC 528	04-Oct 2016	A Turnbull	R Litherland	J Lawson		
DHORC 687	30-Jan 2024	JJ Hughes-Dowd	J Woodhouse	JT Hughes-Dowd		
DHORC 700 F1	16-Jul 2024	JJ Hughes-Dowd	J Lawson	J Lawson		
DHORC 701 GC	16-Jul 2024	JJ Hughes-Dowd	JT Hughes-Dowd	J Lawson		
DHORC 751 F1	16-Dec 2025					
DHORC 752 GC	16-Dec 2025					

Circuit Records		Lap Length 114' 6"	
<b>Qualifying</b>			
F1/GC	TBA		
F1	TBA		
GC	TBA		
<b>Fastest Laps</b>			
F1	TBA		
GC	TBA		
<b>Race Laps</b>			
F1	TBA		
GC	TBA		
<b>Final Points</b>			
Points	TBA		

**DHORC 751 & 752**

Visit [dhorc.co.uk](http://dhorc.co.uk) or Find us on **facebook**

Derby HO Racing Club



**dhorc**




TOMY AFX TYCO Carrera DIGITAL

Club Night

**R&R**

# Rules & Regulations 2025



Derby HO Racing Club  [www.dhorc.co.uk](http://www.dhorc.co.uk)

**dhorc**

Home of HO Le Mans

TOMY AFX TYCO

Derby HO Racing Club  [www.dhorc.co.uk](http://www.dhorc.co.uk)

**dhorc**

Home of HO Le Mans

Carrera DIGITAL

<https://dhorc.co.uk/wp-content/uploads/2025/01/DHORC-Rules-Regs-2025.pdf>



## LEXAN BODY CATALOGUE

### Legends

SWB = 38mm (1.5")  
between axle centres

LWB = 41mm (1.6")  
between axle centres



AC Cobra  
Convertible  
LWB



Acura NSX  
GT3 2017  
LWB  
30mm Clip



Alfa Romeo 155  
Touring Car  
LWB  
29mm Clip



Alfa Romeo  
BTCC  
LWB  
30mm Clip



Alfa Romeo  
TZ3 Corsa  
SWB  
29mm Clip



Aston Martin  
Vantage GT3  
LWB



Audi  
R8LMS GT3  
LWB



Audi S3  
BTCC  
LWB  
27mm Clip



Austin  
Mini Cooper  
SWB  
28mm Clip



Bentley  
Continental GT3  
LWB  
30mm Clip


















BMW  
320i Turbo Grp5  
SWB  
27mm Clip



BMW 1 Series  
BTCC  
LWB  
29mm Clip








































BMW  
M1  
SWB  
30mm Clip
















			
BMW M3 GT2 LWB 27mm Clip	BMW Z4 GT3 LWB	BMW Z8 Convertible LWB 30mm Clip	Bugatti EB110 SWB 32mm Clip
			
Bugatti Veyron LWB 31mm Clip			
			
Chevrolet Nastruck LWB 30mm Clip	Chevron B19 SWB or LWB 29mm Clip	Corvette C5r GT SWB 30mm Clip	Corvette C7r GT 2017 LWB 31mm Clip
			
Corvette C8r GT3 LWB	Corvette Daytona Prototype SWB 30mm Clip	Corvette 1969 Stingray SWB 30mm Clip	
			
Datsun 240Z SWB 27mm Clip	Datsun Fairlady 2000 LWB 26mm Clip	Dodge Challenger LWB 31mm Clip	

			
Ferrari 250 gt Berlinetta Lusso SWB 30mm Clip	Ferrari 250 GTO LWB 29mm Clip	Ferrari 308 GTb LWB 28mm Clip	Ferrari 365 GTb Daytona SWB 28mm Clip
			
Ferrari 488 Gte LWB 29mm Clip	Ferrari 512 LM SWB or LWB 29mm Clip	Ferrari 575 GTc LWB 30mm Clip	Ferrari 612 Can-Am SWB 32mm Clip
			
Ferrari F40 SWB 32mm Clip	Ferrari Testarossa SWB 32mm Clip	Ford Capri SWB 30mm Clip	Ford Escort SWB 29mm Clip
			
Ford Custom Van LWB 30mm Clip	Ford Focus RS BTCC LWB 29mm Clip	Ford 2006 GT LWB 29mm Clip	Ford 2016 GT LWB Body Pins Only
			
Ford GT40 SWB 29mm Clip	Ford 2005 Mustang LWB 27mm Clip		

			
Honda Civic BTCC LWB 28mm Clip	Honda Integra LWB 28mm Clip	Honda S2000 SWB 26mm Clip	
			
Jaguar D Type LWB 30mm Clip	Jaguar XJ 220 LWB 32mm Clip	Jaguar XJR 5 (Grp 44) SWB 32mm Clip	Jaguar XJR 9 (Grp C) SWB or LWB 33mm Clip
			
Jaguar XKR GT3 LWB 30mm Clip			Koenigsegg CCX LWB 30mm Clip
			
Lamborghini Contach SWB 29mm Clip	Lamborghini Huracan GT3 LWB 32mm Clip	Lamborghini Miura Concept LWB 30mm Clip	Lamborghini Miura Jota SWB 28mm Clip
			
Lancia LC2 SWB 31mm Clip	Lotus Elise LWB 27mm Clip	Lotus Espirit LWB	Lotus Europa LWB 31mm Clip

			
Matchbox Hi-Tailer LWB 33mm Clip	Mazda 787b (Grp C) LWB 30mm Clip	Mazda RX7 SWB 27mm Clip	McLaren F1 GTr LWB
			
McLaren MP4 12C GT3 LWB 28mm Clip	Mercedes Gullwing 300SL SWB	Mercedes 300SLR LWB	Mercedes CLK GTB LWB 30mm Clip
			
Mercedes DTM Car LWB 30mm Clip	MG 6GT BTCC LWB 28mm Clip	Mini Mini Cooper LWB 27mm Clip	Morris Minor LWB 27mm Clip
			
Mustang 1967 GT 500 SWB 30mm Clip	Mustang Mach 1 SWB 30mm Clip		
			
Nascar  SWB 32mm Clip	Nissan 300ZX SWB 31mm Clip	Nissan March 86G Gtp SWB or LWB 30mm Clip	Nissan R390 GT LWB 32mm Clip

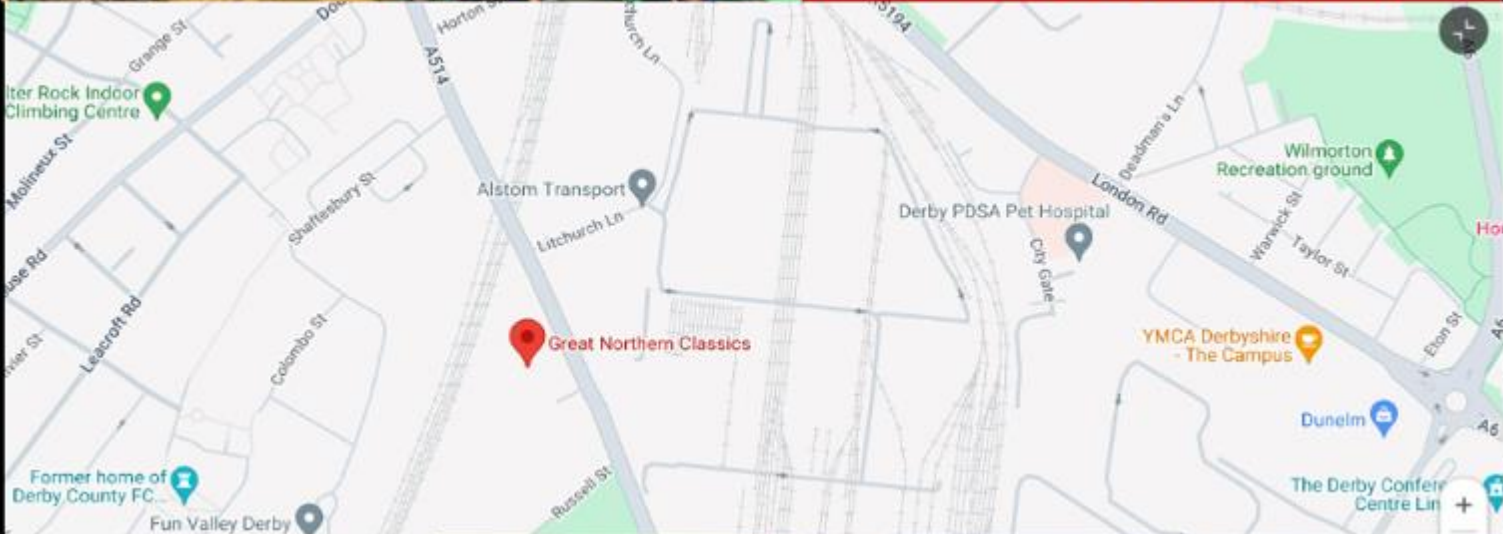
			
Nissan 1989 R89C LWB 32mm Clip	Nissan 1977 Skyline GT-R LWB 27mm Clip	Nissan R32 Skyline SWB 30mm Clip	Nissan Grp C SWB 32mm Clip
			
Pagani Huayra LWB 29mm Clip	Pagini Zonda C12 LWB 30mm Clip	Panoz 1999 LMP-1 LWB 32mm Clip	Peugeot 905 Grp C SWB or LWB 31mm Clip
			
Pontiac 1977 Firebird LWB 30mm Clip	Porsche 908 SWB 29mm Clip	Porsche 910 LWB 32mm Clip	Porsche 911 GT3 SWB 27mm Clip
			
Porsche 911 Turbo RSR GT3 LWB 28mm Clip	Porsche 917 SWB or LWB 31mm Clip	Porsche 934 Turbo RSR SWB 26mm Clip	Porsche 935 Turbo SWB 28mm Clip
			
Porsche 956 Grp C SWB 31mm Clip	Porsche 959 SWB 29mm Clip	Porsche 962 Grp C LWB 32mm Clip	

			
Renault Clio Cup Car LWB 30mm Clip	Renault Clio V6 LWB 29mm Clip	Renault Megane Trophy LWB 30mm Clip	Renault RS01 GT LWB 28mm Clip
			
Saleen S7 LWB	Sauber Mercedes C11 Grp C SWB or LWB 32mm Clip	Shadow MK 11a LWB 31mm Clip	Shelby Cobra Daytona Coupe SWB 31mm Clip
			
Subaru Levorg BTCC LWB 28mm Clip			
			
Toyota 88C-V Grp C SWB or LWB 32mm Clip	Toyota GT-One LWB	Triumph TR7 LWB 28mm Clip	TVR Sagaris LWB
			
Wiesmann GT MF5 SWB or LWB			Zakspeed Grp 5 Capri SWB or LWB 30mm Clip

# Where is DHORC?



[www.dhorc.co.uk](http://www.dhorc.co.uk)



## GREAT NORTHERN CLASSICS



Great Northern Classics  
274 – 278 Osmaston Road  
Derby DE24 8AE

Nick Sismey  
[sismey80@hotmail.co.uk](mailto:sismey80@hotmail.co.uk)  
07984339192