

Visit [dhorc.co.uk](http://dhorc.co.uk) or Find us on **facebook**



Merry Christmas

Part 2 of 2

Derby HO Racing Club 

[www.dhorc.co.uk](http://www.dhorc.co.uk)

# dhorc

Home of HO Le Mans

TOMY AFX  
TYCO

Club Night

# 751

Round 32 **Jacarepagua – GC** 16Dec25



## How did we do in 2025?

## Champions Crowned



## Max's Win **1<sup>st</sup>**

**WORKSHOP  
TOOLS**

**UK CAR  
EVENTS**

**CSL**  
cslautomation.co.uk

**woodland  
auto centre**

### ADULTS

- 01 S GOODLIP**
- 02 C BOWLES**
- 03 R LITHERLAND**

### JUNIORS

- 01 M BLAKE**
- 02 JJ HUGHES-DOWD**
- 03 J WOODHOUSE**

**This Week:** 3 New Members – Stan pays us a visit – Bulldog Club Chassis



# About:



## History and Key Facts

### HO Club founded on 7 July 1992

- DHORC: Derby HO Racing Club ("HO" Is The Scale = 1/64th)
- Tenant at Great Northern Classics, open to all!
- Home of world famous international Le Mans 24 Hour race.
- Smaller scale version of Scalextric, once set up works all night!
- Four and Eight lane circuits
- Computerised timing
- Statistics for every meeting and every member since July 1992
- Over 20 race meetings each year
- 50+ circuit designs, up to 567 feet in length
- Eight-lane routed DHORCingham oval
- Two car categories – Tyco open wheel (F1)
  - Tomy SGP, BSRT, VSR enclosed wheel (GC)



### Carrera Digital Club 1<sup>st</sup> race 18 January 2022

- 1/32<sup>nd</sup> Carrera Digital GT Cars
- 16 Evenings a year, minimum 3x15-minute races per driver per evening.
- 12 circuits
- Full computerised timing and stats through SmartRace App



## The Club Nights and Magazine Coverage

### HO

- Racing starts between 18:45 and 19:00 hours – Finished by 21:30 hours
- Minimum of four 3-minute qualifying races & up to two Finals (F1 & GC) for each member
- Championship points for all members
- Magazine produced for every meeting covering every member & track statistic

### Carrera Digital

- Racing starts at 18:00 – Finished by 22:00 hours
- Magazine produced after each evening
- Championship points for all members
- Rules & regulations booklet covering all the DHORC rules produced each year
- Great family atmosphere, a help-all culture

### Membership Fees, Car Costs and Prizes

- Adult £40 and junior (under 16) £20 for HO & Carrera, £50/£25 combined
- Only £50 Total expenditure for two cars HO Cars, £65 one Carrera
- All cars and spares can be bought at club
- Adult, Masters (over 56), Junior (16 & under) HO Championships
- Adult & 70+ Carrera Championships





# Editorial 751 Part 2



Please see Part 2 which covers the Race Report.



Nick Sismey



Front Cover: Max Blake and Jacarepagua

Derby HO Racing Club		Committee...2026		Derby HO Racing Club	
<b>Chairman / Treasurer</b>	Nick Sismey	M 07984 339 192	sismey80@hotmail.co.uk		
<b>Vice Chairman</b>	Phil Rees	M 07912 378 652	dhorcman.p.r@ntlworld.com		
<b>Secretary</b>	Laura Edwards	M 07501 217 254	laurabubbles07@hotmail.co.uk		
<b>CD Spares</b>	Stuart Gray	M 07874 253 955	stuartcgray7@btinternet.com		
<b>HO Spares + HO &amp; CD Race Control</b>	Lewis Blacker	M 07713 059 906	lewisjayblacker@outlook.com		
<b>HO Race Control</b>	Dan Turnbull	M 07751 302 255	danielturnbull@btinternet.com		
<b>HO Parc Ferme</b>	Reuben Litherland	M 07775 061 685	rj.litherland@yahoo.com		
<b>HO &amp; CD Race Control</b>	Liam Smith	M 07477 698 158	liam-smith-93@hotmail.co.uk		
<b>Carrera Digital</b>	Victor de Oliveira	M 07841 505 860	vic.deo@hotmail.com		
<b>HO Carrera Digital Scrutineer</b>	Angus Smith	M 07591 813 431	angus@angussmith500.plus.com		
<b>HO Carrera Digital Scrutineer</b>	Simon Goodlip	M 07803 551708	simon.goodlip@sky.com		
<b>Carrera Digital</b>	Steve White	M 07859 999 480	wslotcarsteve@gmail.com		

THIS SLOT CAR MAGAZINE IS PUBLISHED AND COPYRIGHT 2025 BY DHORC, AND NO PORTION MAY BE REPRODUCED OR TRANSMITTED WITHOUT WRITTEN PERMISSION, AND MAY CONTAIN ARTICLES AND GRAPHICS REPRINTED WITH THE PERMISSION OF THE ORIGINAL COPYRIGHT HOLDER, WHO RETAINS ALL RIGHTS.

# Contents .....751 Part 2

Page	Details
003	Editorial
004	Contents
005	Race Report – Jacarepagua – 16 December 2025 - Round 32 of 32 Including..... Page 15 - Race Results Page 23 - Best Results Page 31 - Championship Tables
040	Members' Statistics
054	Next Circuit - Miami – 06 January 2026 - Rounds 01 & 02 of 38
059	Rules and Regulations
060	Razorlite Lexans HO Catalogue



# Race Report



## Round 32

## Jacarepagua – GC

## 16<sup>th</sup> December 2025



Simon Goodlip & Dan Turnbull took charge again for the last time in 2025, Simon also taking the Adult win.



JJ Hughes-Dowd in festive mood

**Round 32** **Jacarepagua (Brazil)** **16-Dec-25**

**Previous Results**

Adults			1st	2nd	3rd	
DHRC 31	14-Jun	1994	128'9"	J Tague	L Pateman	A Smith
DHRC 32	15-Jul	1994	128'9"	J Tague	A Smith	L Pateman
DHRC 33	02-Aug	1994	128'9"	J Tague	N Sismey	A Smith
DHRC 34	23-Aug	1994	128'9"	J Tague (4)	M Rogers	N Sismey
DHRC 80	06-May	1997	128'9"	S Goodlip	M Chadwick	J Tague
DHRC 100	12-May	1998	128'9"	M Chadwick	A McPeake	N Sismey
DHRC 120	11-May	1999	128'9"	N Sismey (1)	A McPeake	P Rees
DHRC 140	09-May	2000	128'9"	M Chadwick (2)	P Rees	A McPeake
DHRC 234	07-Sep	2004	128'9"	L Pateman	M Chadwick	A McPeake
DHRC 274	11-Jul	2006	128'9"	W Lander	J Sismey	N Sismey
DHRC 292	17-Apr	2007	128'9"	P Rees	W Lander	J Sismey
DHRC 312	11-Mar	2008	128'9"	W Lander (2)	T Measham	J Sismey
DHRC 358	09-Mar	2010	128'9"	L Pateman	J Sismey	A McPeake
DHRC 412	06-Mar	2012	128'9"	L Pateman	S Anand	R Blake
DHRC 464	18-Mar	2014	128'9"	J Sismey (1)	S Anand	R Crossland
DHRC 528	04-Oct	2016	128'9"	L Pateman (4)	P Rees	N Sismey
DHRC 687	30-Jan	2024	128'9"	S Goodlip	A Smith	C Bowles
DHRC 700 F1	16-Jul	2024	128'9"	P Rees (2)	S Goodlip	A Smith
DHRC 701 GC	16-Jul	2024	128'9"	A Smith (1)	S Goodlip	R Litherland
DHRC 751 GC	16-Dec	2025	114'6"	S Goodlip (3)	C Bowles	R Litherland

Juniors			1st	2nd	3rd	
DHRC 31	14-Jun	1994	128'9"	AJ McPeake (1)	P Walker	J Henry
DHRC 32	15-Jul	1994	128'9"	K Schofield (1)	M Minnis	AJ McPeake
DHRC 33	02-Aug	1994	128'9"	M Minnis	C Davenport	AJ McPeake
DHRC 34	23-Aug	1994	128'9"	M Minnis (2)	AJ McPeake	P Walker
DHRC 80	06-May	1997	128'9"	J Stevenson (1)	J Henry	C Brentnall
DHRC 100	12-May	1998	128'9"	J Henry	J Stevenson	C Brentnall
DHRC 120	11-May	1999	128'9"	J Henry	T Pank	C Bowles
DHRC 140	09-May	2000	128'9"	J Henry (3)	T Chadwick	P Connally
DHRC 234	07-Sep	2004	128'9"	T Chadwick (1)	J Sismey	L Chadwick
DHRC 274	11-Jul	2006	128'9"	A Hughes (1)	C Bullock	
DHRC 292	17-Apr	2007	128'9"	K Ali (1)	C Bullock	N Zimmermann
DHRC 312	11-Mar	2008	128'9"	L Smith (1)	K Ashworth	B Rees
DHRC 358	09-Mar	2010	128'9"	K Levers (1)	J Mellor	N Gull
DHRC 412	06-Mar	2012	128'9"	J Pateman (1)	J Lister	Z Roythorne
DHRC 464	18-Mar	2014	128'9"	A Hall (1)	F Holmes	P Martin
DHRC 528	04-Oct	2016	128'9"	A Turnbull (1)	R Litherland	Z Roythorne
DHRC 687	30-Jan	2024	128'9"	JJ Hughes-Dowd	J Woodhouse	J Lawson
DHRC 700 F1	16-Jul	2024	128'9"	JJ Hughes-Dowd	J Lawson	JT Hughes-Dowd
DHRC 701 GC	16-Jul	2024	128'9"	JJ Hughes-Dowd (3)	JT Hughes-Dowd	J Lawson
DHRC 751 GC	16-Dec	2025	114'6"	M Blake (1)	JJ Hughes-Dowd	J Woodhouse

**Circuit Records**

Lap Length 114' 6"

**Qualifying**

<b>F1/GC</b>	A Smith	16Dec25
	95.4 Laps	
<b>F1</b>	TBA	
<b>GC</b>	TBA	

**Fastest Laps**

<b>F1</b>	L Pateman	16Dec25
7.52 Secs		
<b>GC</b>	C Bowles	16Dec25
5.50 Secs		

**Race Laps**

<b>F1</b>	L Pateman	16Dec25
22.5 Laps		
<b>GC</b>	A Smith	16Dec25
28.8 Laps		

**Final Points**


<b>4.0 Points</b>	M Blake	16Dec25
-------------------	---------	---------



**DHRC 751**



Dan Hughes-Dowd (above) and Lewis Blacker both closed out 2025 as Champions



## Simon takes last win as Championships decided

**'A' Final** – **Simon Goodlip** closed out the 32 Round 2025 Championship with his fifth win of the year taking him to a career total of 104 wins on a night that saw all of the remaining Championships decided, with a field of 27 racers, including three new Members. With that number of cars on the grid it was just GC Finals! From second on the grid Simon recorded 28.4 laps, the second highest number of laps on our redesigned Jacarepagua circuit. The original one, which we had raced on 19 occasions since 1994, wouldn't fit in the Conference Room, so Phil Rees produced a new one, 14 feet shorter than the existing one.

Our 1999 Junior Champion **Chris Bowles** took second, just three tenths back, in what has been his most successful Adult season to date with nine wins, having only taken two victories in the previous eight years. Back-to-back fastest laps took him to his fifth of the year, totalling nine since 2017, a record on the new track. Third went to our 2016/2017 Junior Champion **Reuben Litherland** who again had to fight his way out of the 'B' Final to finish 1.5 laps behind Chris. He too has had his best Adult season with four wins including his first double at Trois Rivières. This confirmed him as second in the Championship with Chris in third.

Back-to-back Pole sitter **Angus Smith**, having already taken his record equalling fifth Adult Championship couldn't seem to get it together in the 'A' as they headed into the third minute. Up until then, incredibly, all were on the same lap! Having taken his 98<sup>th</sup> front row grid slot and a record 20<sup>th</sup> for the year with 95.4 laps, as well as setting the most race laps in Qualifying of 28.8 laps (98<sup>th</sup> (15<sup>th</sup> )), both records on the new track, he withdrew from last Final of the year after 22.9 laps to take fourth despite setting the second fastest lap of the night.





**Matt Blood (right) is back! Matt Gretton joined him as a new Member, qualifying alongside Jimmy Graham and first time Junior winner Max Blake.**



**Reuben Litherland took 3<sup>rd</sup>, Colin Blake 12<sup>th</sup>, Gordon Reynolds 13<sup>th</sup> with the Masters' win.**

**'B' Final** – **Nick Sismey**, in his 300<sup>th</sup> straight Club Night, was second to Reuben in the 'B' but even he was 2.3 laps back, lapping nearly half a second slower than the Final winner. While Nick finished in fourth in the Championship **Lee Pateman** took fifth with sixth here, eight tenths back with 'C' Final winner **Lewis Blacker** celebrating his second Final Challenge Championship win with seventh on a night that saw his cars running perfectly! There would be 5.0 points between him and Reuben after 32 Club Nights, Lewis on 19 Final wins to Reuben's 17. During Qualifying Lee set the fastest F1 lap and the most race laps to take his track records to 221!

**'C' Final** – **Dan Turnbull** continues to post some good results, losing out to our Final winning aficionado by just under a lap to take eighth 1.2 laps ahead of 'D' Final winner **James Wardle** running in his last HO Club Night for now as he concentrates on Carrera Digital in 2026. **Denis Latham** was running quicker than his Qualifying times but couldn't get a consistent run through the 'C' as he only recorded 17.7 laps, the second lowest of the Finals as he closed out the top ten.

**'D' Final** – **Stuart Gray** lapped 0.05 seconds quicker than James in the 'D' however he couldn't quite stop the latter lapping him by the flag, 1.1 laps separating the two, Stuart finishing in the same place he qualified, 11<sup>th</sup>. **Colin Blake** closed out his first year at DHORC with 12<sup>th</sup> finishing on the 21<sup>st</sup> lap, like Stuart, but seven tenths back. **Gordon Reynolds** took his ninth Final win of the year, the 'E', to finish 13<sup>th</sup> at the end of his first year, another seven tenths back.

**'E' Final** – **Jim Dudley**, our third straight first year racer, took 14<sup>th</sup>, half a lap behind Gordon while we had a returnee in 15<sup>th</sup> 1.1 laps back with a car that hadn't turned a wheel for 12 years! **Matt Blood** ran in nine Club Nights between 14Aug12 and 05Feb13 and introduced our latest newbie **Mike Gretton**, who took 16<sup>th</sup>, just two tenths behind his mate. Welcome back Matt and welcome Mike.

**Early Parents' 'F' Final** – **Dan Hughes-Dowd** did all he could to take his first DHORC Championship, the Early Parents. In an incredibly close race, that saw the top three separated by just 0.05 seconds a lap, he won by a tenth over Pole sitter **Steve Whittaker** with reigning Champion **Andrew Woodhouse** in third, dropping 3.3 laps. We thought this was all Dan needed to do take the Championship. However with only one race at Jacarepagua due the size of the grid, it meant, with dropped scores, that both Dan and Andrew finished on the same points. They also finished with eight wins a piece for the year, so there was no separating them. They were both Champions. Congratulations! While **Mike Graham** didn't take the Wooden Spoon here with his seven Wooden Spoons to mate Andrew's six, he would take home the 2025 award. Unfortunately his car stopped after 4.3 laps, the crown-wheel having moved along the axle and not meshing with the pinion!

**Luke Hobson** took his first Wooden Spoon in what looks like will be his last HO race after only six Club Nights as his new job at Williams F1 is just too far away, with the traffic, to make it on a Tuesday night. Hopefully things may change in the future, we will see.

#### MASTERS REPORT

### Gordon's 9<sup>th</sup> win Angus' 3<sup>rd</sup> Championship

Gordon took a record 11<sup>th</sup> win of the year from Simon and Steve, with Jim, Nick and Stuart in fourth. Despite taking seventh Angus made it three Masters' Championships. Congrats Angus.





Unfortunately Luke Hobson ran in his last Club Night at Jacarepagua. Now working at the Williams F1 team in Grove, Oxfordshire, it just takes to long to get to Derby on a Tuesday.

JUNIOR REPORT

## Max takes his 1<sup>st</sup> win!

**'A' Final** – **Max Blake** started his first Club Night since 15Jul25 but showed all that he hadn't lost any speed by not only winning the 'B' Final but also taking his first 'A' Final win! From fifth on the grid he powered through the 'B' Final on Green and then made the most of the fast Blue lane in the 'A' to win by 2.2 laps over Pole sitter and double Junior Champion **JJ Hughes-Dowd**. The pressure during that second three-minutes when you are looking for your first win must have been intense, but Max took it all in his stride! Our eighth different Junior winner in 2025, congratulations Max. His previous best had been second on 24Jun25 at Shanghai.

JJ took his 55<sup>th</sup> Pole with his 24<sup>th</sup> of the year, both records, as well as his sixth straight fastest lap, the 22<sup>nd</sup> of the year equalling his own season record and 50<sup>th</sup> of his career. To add to this he equalled Adam Hall's 22 best race laps in a year with his 51<sup>st</sup> career best race lap. In all he took four of the five new track records taking him to a career total of 80, third in the all-time charts. He was also confirmed as triple Final Challenge Champion. Third was **Jenson Woodhouse** another 2.2 laps back while **Jimmy Graham** was in fourth 2.5 laps in arrears. However he set the most F1 laps in Qualifying notching up his third track record!



**'B' Final** – **Luca Whittaker's** mini was the closest car to Max's lapping just 0.04 seconds a lap slower, however the latter eked out a 5.1 lap lead by the flag. Our 45<sup>th</sup> HO Member of 2025 **Charlie Youart** was only four tenths of a lap behind Luca in his first race after running five as a Non-Member, a great result.

Tommy Tyco



Thumbs up from third placed Jenson Woodhouse

# Race Results



Who Came Where?

Who Scored What?



It was also James Wardle's last HO Club Night as he will concentrate on Carrera in '26



Denis Latham challenging the top guys to shout at him when he is marshalling!

DERBY H:O RACING CLUB CHAMPIONSHIP RACE 751											
Jacarepagua - 16 December 2025 - Round 32 - GC Finals											
M = HO Master			MASTER POINTS TABLE						NM = NON MEMBER		
QUALIFYING			FINAL POSITIONS			POINTS TOTAL			FINAL POINTS		
POS	ADULT	LAPS	POS	ADULT	PTS	POS	ADULT	PTS	POS	ADULT	PTS
1	A Smith (M)	95.4	1	S Goodlip (M)	45	1	S Goodlip (M)	45	1	R Litherland	3.0
2	S Goodlip (M)	92.6	2	C Bowles	38	2	C Bowles	39	1	J Wardle	3.0
3	C Bowles	91.2	3	R Litherland	34	3	R Litherland	34	3	L Blacker	2.5
4	N Sismey (M)	86.7	4	A Smith (M)	31	4	A Smith (M)	33	3	G Reynolds (M)	2.5
5	R Litherland	83.8	5	N Sismey (M)	29	5	L Pateman	30	5	S Goodlip (M)	2.0
6	L Pateman	83.6	6	L Pateman	28	6	N Sismey (M)	29	5	D Hughes-Dowd	2.0
7	L Blacker	82.3	7	L Blacker	27	7	L Blacker	27	7	C Bowles	1.5
8	D Turnbull	78.1	8	D Turnbull	26	8	D Turnbull	26	7	N Sismey (M)	1.5
9	D Latham	76.3	9	J Wardle	25	9	J Wardle	25	7	D Turnbull	1.5
10	S Whittaker (M)	75.5	10	D Latham	24	10	D Latham	24	7	S Whittaker (M)	1.5
11	S Gray (M)	73.5	11	S Gray (M)	23	11	S Gray (M)	23	7	S Gray (M)	1.5
11	D Hughes-Dowd	73.5	12	C Blake	22	12	C Blake	22	7	J Dudley (M)	1.5
13	A Woodhouse	72.0	13	G Reynolds (M)	21	13	G Reynolds (M)	21	13	L Pateman	1.0
14	J Wardle	69.1	14	J Dudley (M)	20	14	J Dudley (M)	20	13	A Woodhouse	1.0
15	C Blake	64.4	15	M Blood	19	15	M Blood	19	13	C Blake	1.0
16	M Graham	63.9	16	M Gretton	18	16	M Gretton	18	13	M Blood	1.0
17	J Dudley (M)	63.1	17	D Hughes-Dowd	17	17	D Hughes-Dowd	17	17	A Smith (M)	0.5
18	M Blood	62.4	18	S Whittaker (M)	16	18	S Whittaker (M)	16	17	D Latham	0.5
19	M Gretton	62.1	19	A Woodhouse	15	19	A Woodhouse	15	17	M Graham	0.5
20	G Reynolds (M)	60.5	20	M Graham	14	20	M Graham	14	17	M Gretton	0.5
21	L Hobson	60.4	21	L Hobson	13	21	L Hobson	13	21	L Hobson	0.0
QUALIFYING			FINAL POSITIONS			POINTS TOTAL			FINAL POINTS		
POS	JUNIOR	LAPS	POS	JUNIOR	PTS	POS	JUNIOR	PTS	POS	JUNIOR	PTS
1	JJ Hughes-Dowd	83.4	1	M Blake	45	1	M Blake	45	1	M Blake	4.0
2	J Woodhouse	75.8	2	JJ Hughes-Dowd	38	2	JJ Hughes-Dowd	42	2	JJ Hughes-Dowd	1.5
3	J Graham	71.7	3	J Woodhouse	34	3	J Woodhouse	34	2	L Whittaker	1.5
4	L Whittaker	69.4	4	J Graham	31	4	J Graham	32	4	J Woodhouse	1.0
5	M Blake	63.1	5	L Whittaker	29	5	L Whittaker	29	4	C Youart	1.0
6	C Youart	34.5	6	C Youart	28	6	C Youart	28	6	J Graham	0.5



Stuart Gray again helped set up and finished just outside the top ten.



Jim Dudley closed out 2025 with 14<sup>th</sup>



Our last three Qualifiers

DERBY H:O RACING CLUB CHAMPIONSHIP RACE 751													
Jacarepagua - 16 December 2025 - Round 32 - GC Finals													
FORMULA 1 CAR LAPS & TIMES						GROUP 'C' CAR LAPS & TIMES							
FASTEST LAPS			BEST RACE LAPS (3 MINS)			FASTEST LAPS			BEST RACE LAPS (3 MINS)				
POS	ADULT	TIME	SPEED	POS	ADULT	LAPS	POS	ADULT	TIME	SPEED	POS	ADULT	LAPS
1	L Pateman	7.52	10.381	1	L Pateman	22.5	1	C Bowles	5.50	14.194	1	A Smith (M)	28.8
2	S Goodlip (M)	7.64	10.218	2	C Bowles	20.3	2	A Smith (M)	5.57	14.016	2	S Goodlip (M)	28.4
3	R Litherland	7.76	10.060	3	S Goodlip (M)	20.2	3	S Goodlip (M)	5.79	13.483	3	C Bowles	28.1
4	C Bowles	7.83	9.970	4	A Smith (M)	19.8	4	R Litherland	6.01	12.990	4	R Litherland	27.2
5	A Smith (M)	7.85	9.945	5	N Sismey (M)	18.6	5	L Pateman	6.04	12.925	5	N Sismey (M)	25.8
6	D Hughes-Dowd	8.00	9.759	6	L Blacker	18.5	6	N Sismey (M)	6.46	12.085	6	L Blacker	24.3
7	N Sismey (M)	8.27	9.440	7	D Latham	18.3	7	D Hughes-Dowd	6.54	11.937	7	L Pateman	23.9
8	L Blacker	8.50	9.184	8	S Gray (M)	17.4	8	S Whittaker (M)	6.60	11.829	8	D Hughes-Dowd	23.7
8	D Latham	8.50	9.184	9	A Woodhouse	17.1	9	A Woodhouse	6.65	11.740	9	D Turnbull	23.4
10	S Whittaker (M)	8.73	8.943	10	R Litherland	17.0	10	L Blacker	6.79	11.498	9	S Whittaker (M)	23.4
10	A Woodhouse	8.73	8.943	10	M Gretton	17.0	11	D Turnbull	6.82	11.447	11	J Wardle	22.8
12	L Hobson	8.82	8.851	12	D Hughes-Dowd	16.6	12	J Wardle	6.87	11.364	12	D Latham	21.9
13	J Wardle	9.17	8.513	13	D Turnbull	16.5	13	D Latham	6.88	11.347	13	S Gray (M)	21.7
14	S Gray (M)	9.48	8.235	14	S Whittaker (M)	16.0	14	L Hobson	7.16	10.903	14	C Blake	21.0
15	D Turnbull	9.67	8.073	15	J Wardle	15.5	15	C Blake	7.18	10.873	15	A Woodhouse	20.1
15	M Gretton	9.67	8.073	15	M Graham	15.5	16	S Gray (M)	7.26	10.753	16	G Reynolds (M)	19.6
17	M Graham	9.75	8.007	17	L Hobson	15.0	17	M Graham	7.65	10.205	17	M Graham	19.1
18	G Reynolds (M)	10.19	7.661	18	M Blood	14.7	18	M Blood	7.89	9.895	17	J Dudley (M)	19.1
19	M Blood	10.20	7.654	19	C Blake	14.5	19	G Reynolds (M)	7.92	9.857	19	L Hobson	19.0
20	C Blake	10.26	7.609	20	J Dudley (M)	14.3	20	J Dudley (M)	8.16	9.567	20	M Blood	18.1
21	J Dudley (M)	10.37	7.528	21	G Reynolds (M)	14.0	21	M Gretton	8.43	9.261	21	M Gretton	17.9
FASTEST LAPS			BEST RACE LAPS (3 MINS)			FASTEST LAPS			BEST RACE LAPS (3 MINS)				
POS	JUNIOR	TIME	SPEED	POS	JUNIOR	LAPS	POS	JUNIOR	TIME	SPEED	POS	JUNIOR	LAPS
1	JJ Hughes-Dowd	8.07	9.674	1	J Graham	18.5	1	JJ Hughes-Dowd	6.57	11.883	1	JJ Hughes-Dowd	25.0
2	J Graham	8.61	9.067	2	J Woodhouse	18.3	2	M Blake	6.79	11.498	2	M Blake	23.2
3	J Woodhouse	8.79	8.881	3	JJ Hughes-Dowd	18.2	3	J Woodhouse	7.27	10.738	3	J Woodhouse	21.2
4	M Blake	9.58	8.149	4	L Whittaker	14.8	4	L Whittaker	7.40	10.550	4	L Whittaker	20.6
5	L Whittaker	9.99	7.815	5	M Blake	13.0	5	J Graham	7.47	10.451	5	J Graham	19.5
6	C Youart	11.24	6.946	6	C Youart	12.9	6	C Youart	8.18	9.544	6	C Youart	16.2



Our 2025 Champion Angus Smith set the most number of laps at Jacarepagua



Junior 'B' – Luca Whittaker (5<sup>th</sup>), Charlie Youart (6<sup>th</sup>) and winner Max.



CL		NAME		ROUND 1 (F1) Y		ROUND 2 (GC) G		ROUND 3 (F1) R		ROUND 4 (GC) B		QUAL		FIN		FINAL 1		FINAL 2		BEST		TOTAL	
				LAPS	TIME	LAPS	TIME	LAPS	TIME	LAPS	TIME	LAPS	TIME	POS	PTS	LAPS	TIME	LAPS	TIME	LAP	TIME	LAPS	TIME
A	A	A Smith (M)		19.8	7.85	28.3	5.57	18.5	7.87	28.8	5.77	95.4	A4	0.5	22.9	5.63	28.8	5.57	28.8	5.57	118.3	5.57	118.3
A	A	S Goodlip (M)		19.1	8.25	26.0	6.17	20.2	7.64	27.3	6.12	92.6	A1	2.0	28.4	5.79	28.4	5.79	28.4	5.79	121.0	5.79	121.0
A	A	C Bowles		20.3	8.15	26.7	5.50	19.6	7.83	24.6	5.96	91.2	A2	1.5	28.1	5.58	28.1	5.50	28.1	5.50	119.3	5.50	119.3
A	A	N Sismey (M)		18.6	8.27	24.0	6.48	18.3	8.27	25.8	6.54	86.7	B2	1.5	24.7	6.46	25.8	6.46	25.8	6.46	111.4	6.46	111.4
A	A	R Litherland		17.0	7.76	26.3	6.10	13.3	8.57	27.2	6.03	83.8	A3	3.0	27.0	6.01	26.9	6.06	27.2	6.01	137.7	6.01	137.7
A	A	L Pateman		21.0	7.52	20.3	6.57	22.5	7.63	19.8	6.20	83.6	B3	1.0	23.9	6.04	23.9	6.04	23.9	6.04	107.5	6.04	107.5
A	A	L Blacker		18.5	8.63	23.5	6.80	17.0	8.50	23.3	6.98	82.3	B4	2.5	24.3	6.79	22.7	6.98	24.3	6.79	129.3	6.79	129.3
A	A	D Turnbull		16.5	10.28	23.1	6.82	16.0	9.67	22.5	7.04	78.1	C2	1.5	23.4	7.16	23.4	6.82	23.4	6.82	101.5	6.82	101.5
A	A	D Latham		15.2	8.81	21.9	7.25	18.3	8.50	20.9	7.41	76.3	C4	0.5	17.7	6.88	21.9	6.88	21.9	6.88	94.0	6.88	94.0
A	A	S Whittaker (M)		16.0	8.73	22.5	6.69	15.3	8.83	21.7	6.90	75.5	F2	1.5	23.4	6.60	23.4	6.60	23.4	6.60	98.9	6.60	98.9
A	A	S Gray (M)		16.7	9.86	20.1	7.82	17.4	9.48	19.3	8.22	73.5	D2	1.5	21.7	7.26	21.7	7.26	21.7	7.26	95.2	7.26	95.2
A	A	D Hughes-Dowd		13.3	50.00	23.7	6.54	16.6	8.00	19.9	7.08	73.5	F1	2.0	23.5	6.66	23.7	6.54	23.7	6.54	97.0	6.54	97.0
A	A	A Woodhouse		17.1	8.73	19.7	7.74	15.6	8.93	19.6	8.34	72.0	F3	1.0	20.1	6.65	20.1	6.65	20.1	6.65	92.1	6.65	92.1
A	A	J Wardle		15.5	9.18	19.7	7.27	14.2	9.17	19.7	7.54	69.1	C3	3.0	22.8	7.31	22.2	6.87	22.8	6.87	114.1	6.87	114.1
A	A	C Blake		14.3	10.77	17.8	7.59	14.5	10.26	17.8	8.14	64.4	D3	1.0	21.0	7.18	21.0	7.18	21.0	7.18	85.4	7.18	85.4
A	A	M Graham		13.8	10.56	19.1	7.65	15.5	9.75	15.5	7.75	63.9	F4	0.5	4.3	8.71	19.1	7.65	19.1	7.65	68.2	7.65	68.2
A	A	J Dudley (M)		13.8	10.56	16.5	8.38	14.3	10.37	18.5	8.16	63.1	E2	1.5	19.1	8.60	19.1	8.16	19.1	8.16	82.2	8.16	82.2
A	A	M Blood		14.7	10.20	18.1	8.30	12.9	10.47	16.7	8.28	62.4	E3	1.0	18.0	7.89	18.1	7.89	18.1	7.89	80.4	7.89	80.4
A	A	M Gretton		17.0	9.69	17.9	8.43	10.3	9.67	16.9	9.07	62.1	E4	0.5	17.8	8.52	17.9	8.43	17.9	8.43	79.9	8.43	79.9
A	A	G Reynolds (M)		14.0	10.19	17.8	8.72	10.5	11.34	18.2	8.82	60.5	D4	2.5	19.6	8.42	19.3	7.92	19.6	7.92	99.4	7.92	99.4
A	A	L Hobson		14.2	8.82	12.2	7.27	15.0	8.84	19.0	7.16	60.4	G1						19.0	7.16	60.4	7.16	60.4
J	J	JJ Hughes-Dowd		18.2	8.07	25.0	6.65	16.9	8.40	23.3	6.57	83.4	A2	1.5	21.0	7.52	25.0	6.57	25.0	6.57	104.4	6.57	104.4
J	J	J Woodhouse		18.3	8.79	21.2	7.38	17.6	8.85	18.7	7.91	75.8	A3	1.0	18.8	7.27	21.2	7.27	21.2	7.27	94.6	7.27	94.6
J	J	J Graham		16.0	8.94	19.5	7.47	18.5	8.61	17.7	7.84	71.7	A4	0.5	15.3	8.49	19.5	7.47	19.5	7.47	87.0	7.47	87.0
J	J	L Whittaker		14.8	9.99	20.6	7.52	14.5	10.34	19.5	7.61	69.4	B2	1.5	16.6	7.40	20.6	7.40	20.6	7.40	86.0	7.40	86.0
J	J	M Blake		13.0	9.58	16.7	7.28	12.7	10.26	20.7	7.63	63.1	A1	4.0	21.7	7.36	23.2	6.79	23.2	6.79	108.0	6.79	108.0
J	J	C Youart		12.9	12.83	6.9	8.65	4.8	11.24	9.9	11.45	34.5	B3	1.0	16.2	8.18	16.2	8.18	16.2	8.18	50.7	8.18	50.7
														TOTAL FEET		300,436.6		TOTAL LAPS		2,623.9			



Junior 'B' – First time winner Max, Jenson (3<sup>rd</sup>), JJ (2<sup>nd</sup>) & Jimmy (4<sup>th</sup>)



Everyone's  
**Best Results**  
At This Circuit



**What are my Best Scores?**  
**Who Have I Beaten?**



Early Parents' 'F' – Mike Graham (20<sup>th</sup>), winner Dan (17<sup>th</sup>), Steve Whittaker (18<sup>th</sup>) & Andrew Woodhouse 19<sup>th</sup>. He & Dan share the Early Parents' Championship spoils!



## Jacarepagua Best Off Chart 1

Qualifying Combined					Final Points			
Pos	Adult	Laps	MPH	Date	Pos	Adult	Pts	Date
1	A Smith (M)	95.4	10.344	16-Dec-25	1	R Litherland	3.0	16-Dec-25
2	S Goodlip (M)	92.6	10.040	16-Dec-25	1	J Wardle	3.0	16-Dec-25
3	C Bowles	91.2	9.889	16-Dec-25	3	L Blacker	2.5	16-Dec-25
4	N Sismey (M)	86.7	9.401	16-Dec-25	3	G Reynolds (M)	2.5	16-Dec-25
5	R Litherland	83.8	9.086	16-Dec-25	5	S Goodlip (M)	2.0	16-Dec-25
6	L Pateman	83.6	9.065	16-Dec-25	5	D Hughes-Dowd	2.0	16-Dec-25
7	L Blacker	82.3	8.924	16-Dec-25	7	C Bowles	1.5	16-Dec-25
8	D Turnbull	78.1	8.468	16-Dec-25	7	N Sismey (M)	1.5	16-Dec-25
9	D Latham	76.3	8.273	16-Dec-25	7	D Turnbull	1.5	16-Dec-25
10	S Whittaker	75.5	8.186	16-Dec-25	7	S Whittaker	1.5	16-Dec-25
11	S Gray (M)	73.5	7.969	16-Dec-25	7	S Gray (M)	1.5	16-Dec-25
11	D Hughes-Dowd	73.5	7.969	16-Dec-25	7	J Dudley (M)	1.5	16-Dec-25
13	A Woodhouse	72.0	7.807	16-Dec-25	13	L Pateman	1.0	16-Dec-25
14	J Wardle	69.1	7.492	16-Dec-25	13	A Woodhouse	1.0	16-Dec-25
15	C Blake	64.4	6.983	16-Dec-25	13	C Blake	1.0	16-Dec-25
16	M Graham	63.9	6.929	16-Dec-25	13	M Blood	1.0	16-Dec-25
17	J Dudley (M)	63.1	6.842	16-Dec-25	17	A Smith (M)	0.5	16-Dec-25
18	M Blood	62.4	6.766	16-Dec-25	17	D Latham	0.5	16-Dec-25
19	M Gretton	62.1	6.733	16-Dec-25	17	M Graham	0.5	16-Dec-25
20	G Reynolds (M)	60.5	6.560	16-Dec-25	17	M Gretton	0.5	16-Dec-25
21	L Hobson	60.4	6.549	16-Dec-25	21	L Hobson	0.0	16-Dec-25
Pos	Junior	Laps	MPH	Date	Pos	Junior	Pts	Date
1	JJ Hughes-Dowd	83.4	9.043	16-Dec-25	1	M Blake	4.0	16-Dec-25
2	J Woodhouse	75.8	8.219	16-Dec-25	2	JJ Hughes-Dowd	1.5	16-Dec-25
3	J Graham	71.7	7.774	16-Dec-25	2	L Whittaker	1.5	16-Dec-25
4	L Whittaker	69.4	7.525	16-Dec-25	4	J Woodhouse	1.0	16-Dec-25
5	M Blake	63.1	6.842	16-Dec-25	4	C Youart	1.0	16-Dec-25
6	C Youart	34.5	3.741	16-Dec-25	6	J Graham	0.5	16-Dec-25





Adult 'E' – Jim (14<sup>th</sup>), Matt (15<sup>th</sup>), Mike (16<sup>th</sup>) & winner Gordon



## Jacarepagua Best Off Chart 2 - F1

Qualifying						Fastest Laps						Race Laps					
Pos	Adult	Laps	MPH	Date		Pos	Adult	Time	MPH	Date	Pos	Adult	Laps	MPH	Date		
1	A Smith (M)	N/A	N/A	N/A		1	L Pateman	7.52	10.381	16-Dec-25	1	L Pateman	22.5	9.759	16-Dec-25		
1	A Woodhouse	N/A	N/A	N/A		2	S Goodlip (M)	7.64	10.218	16-Dec-25	2	C Bowles	20.3	8.804	16-Dec-25		
1	C Blake	N/A	N/A	N/A		3	R Litherland	7.76	10.060	16-Dec-25	3	S Goodlip (M)	20.2	8.761	16-Dec-25		
1	C Bowles	N/A	N/A	N/A		4	C Bowles	7.83	9.970	16-Dec-25	4	A Smith (M)	19.8	8.588	16-Dec-25		
1	D Hughes-Dowd	N/A	N/A	N/A		5	A Smith (M)	7.85	9.945	16-Dec-25	5	N Sismey (M)	18.6	8.067	16-Dec-25		
1	D Latham	N/A	N/A	N/A		6	D Hughes-Dowd	8.00	9.759	16-Dec-25	6	L Blacker	18.5	8.024	16-Dec-25		
1	D Turnbull	N/A	N/A	N/A		7	N Sismey (M)	8.27	9.440	16-Dec-25	7	D Latham	18.3	7.937	16-Dec-25		
1	G Reynolds (M)	N/A	N/A	N/A		8	L Blacker	8.50	9.184	16-Dec-25	8	S Gray (M)	17.4	7.547	16-Dec-25		
1	J Dudley (M)	N/A	N/A	N/A		8	D Latham	8.50	9.184	16-Dec-25	9	A Woodhouse	17.1	7.416	16-Dec-25		
1	J Wardle	N/A	N/A	N/A		10	S Whittaker	8.73	8.943	16-Dec-25	10	R Litherland	17.0	7.373	16-Dec-25		
1	L Blacker	N/A	N/A	N/A		10	A Woodhouse	8.73	8.943	16-Dec-25	10	M Gretton	17.0	7.373	16-Dec-25		
1	L Hobson	N/A	N/A	N/A		12	L Hobson	8.82	8.851	16-Dec-25	12	D Hughes-Dowd	16.6	7.200	16-Dec-25		
1	L Pateman	N/A	N/A	N/A		13	J Wardle	9.17	8.513	16-Dec-25	13	D Turnbull	16.5	7.156	16-Dec-25		
1	M Blood	N/A	N/A	N/A		14	S Gray (M)	9.48	8.235	16-Dec-25	14	S Whittaker	16.0	6.939	16-Dec-25		
1	M Graham	N/A	N/A	N/A		15	D Turnbull	9.67	8.073	16-Dec-25	15	J Wardle	15.5	6.723	16-Dec-25		
1	M Gretton	N/A	N/A	N/A		15	M Gretton	9.67	8.073	16-Dec-25	15	M Graham	15.5	6.723	16-Dec-25		
1	N Sismey (M)	N/A	N/A	N/A		17	M Graham	9.75	8.007	16-Dec-25	17	L Hobson	15.0	6.506	16-Dec-25		
1	R Litherland	N/A	N/A	N/A		18	G Reynolds (M)	10.19	7.661	16-Dec-25	18	M Blood	14.7	6.376	16-Dec-25		
1	S Goodlip (M)	N/A	N/A	N/A		19	M Blood	10.20	7.654	16-Dec-25	19	C Blake	14.5	6.289	16-Dec-25		
1	S Gray (M)	N/A	N/A	N/A		20	C Blake	10.26	7.609	16-Dec-25	20	J Dudley (M)	14.3	6.202	16-Dec-25		
1	S Whittaker	N/A	N/A	N/A		21	J Dudley (M)	10.37	7.528	16-Dec-25	21	G Reynolds (M)	14.0	6.072	16-Dec-25		
Pos	Junior	Laps	MPH	Date		Pos	Junior	Time	MPH	Date	Pos	Junior	Laps	MPH	Date		
1	JJ Hughes-Dowd	N/A	N/A	N/A		1	JJ Hughes-Dowd	8.07	9.674	16-Dec-25	1	J Graham	18.5	8.024	16-Dec-25		
1	C Youart	N/A	N/A	N/A		2	J Graham	8.61	9.067	16-Dec-25	2	J Woodhouse	18.3	7.937	16-Dec-25		
1	J Graham	N/A	N/A	N/A		3	J Woodhouse	8.79	8.881	16-Dec-25	3	JJ Hughes-Dowd	18.2	7.894	16-Dec-25		
1	J Woodhouse	N/A	N/A	N/A		4	M Blake	9.58	8.149	16-Dec-25	4	L Whittaker	14.8	6.419	16-Dec-25		
1	L Whittaker	N/A	N/A	N/A		5	L Whittaker	9.99	7.815	16-Dec-25	5	M Blake	13.0	5.638	16-Dec-25		
1	M Blake	N/A	N/A	N/A		6	C Youart	11.24	6.946	16-Dec-25	6	C Youart	12.9	5.595	16-Dec-25		



Adult 'D' – winner James, Colin (12<sup>th</sup>), Stuart (11<sup>th</sup>) & Gordon (13<sup>th</sup>)



## Red Bull Ring Best Off Chart 3 - GC

Qualifying						Fastest Laps						Race Laps					
Pos	Adult	Laps	MPH	Date		Pos	Adult	Time	MPH	Date	Pos	Adult	Laps	MPH	Date		
1	A Smith (M)	N/A	N/A	N/A		1	C Bowles	5.50	14.194	16-Dec-25	1	A Smith (M)	28.8	12.491	16-Dec-25		
1	A Woodhouse	N/A	N/A	N/A		2	A Smith (M)	5.57	14.016	16-Dec-25	2	S Goodlip (M)	28.4	12.317	16-Dec-25		
1	C Blake	N/A	N/A	N/A		3	S Goodlip (M)	5.79	13.483	16-Dec-25	3	C Bowles	28.1	12.187	16-Dec-25		
1	C Bowles	N/A	N/A	N/A		4	R Litherland	6.01	12.990	16-Dec-25	4	R Litherland	27.2	11.797	16-Dec-25		
1	D Hughes-Dowd	N/A	N/A	N/A		5	L Pateman	6.04	12.925	16-Dec-25	5	N Sismey (M)	25.8	11.190	16-Dec-25		
1	D Latham	N/A	N/A	N/A		6	N Sismey (M)	6.46	12.085	16-Dec-25	6	L Blacker	24.3	10.539	16-Dec-25		
1	D Turnbull	N/A	N/A	N/A		7	D Hughes-Dowd	6.54	11.937	16-Dec-25	7	L Pateman	23.9	10.366	16-Dec-25		
1	G Reynolds (M)	N/A	N/A	N/A		8	S Whittaker	6.60	11.829	16-Dec-25	8	D Hughes-Dowd	23.7	10.279	16-Dec-25		
1	J Dudley (M)	N/A	N/A	N/A		9	A Woodhouse	6.65	11.740	16-Dec-25	9	D Turnbull	23.4	10.149	16-Dec-25		
1	J Wardle	N/A	N/A	N/A		10	L Blacker	6.79	11.498	16-Dec-25	9	S Whittaker	23.4	10.149	16-Dec-25		
1	L Blacker	N/A	N/A	N/A		11	D Turnbull	6.82	11.447	16-Dec-25	11	J Wardle	22.8	9.889	16-Dec-25		
1	L Hobson	N/A	N/A	N/A		12	J Wardle	6.87	11.364	16-Dec-25	12	D Latham	21.9	9.498	16-Dec-25		
1	L Pateman	N/A	N/A	N/A		13	D Latham	6.88	11.347	16-Dec-25	13	S Gray (M)	21.7	9.412	16-Dec-25		
1	M Blood	N/A	N/A	N/A		14	L Hobson	7.16	10.903	16-Dec-25	14	C Blake	21.0	9.108	16-Dec-25		
1	M Graham	N/A	N/A	N/A		15	C Blake	7.18	10.873	16-Dec-25	15	A Woodhouse	20.1	8.718	16-Dec-25		
1	M Gretton	N/A	N/A	N/A		16	S Gray (M)	7.26	10.753	16-Dec-25	16	G Reynolds (M)	19.6	8.501	16-Dec-25		
1	N Sismey (M)	N/A	N/A	N/A		17	M Graham	7.65	10.205	16-Dec-25	17	M Graham	19.1	8.284	16-Dec-25		
1	R Litherland	N/A	N/A	N/A		18	M Blood	7.89	9.895	16-Dec-25	17	J Dudley (M)	19.1	8.284	16-Dec-25		
1	S Goodlip (M)	N/A	N/A	N/A		19	G Reynolds (M)	7.92	9.857	16-Dec-25	19	L Hobson	19.0	8.241	16-Dec-25		
1	S Gray (M)	N/A	N/A	N/A		20	J Dudley (M)	8.16	9.567	16-Dec-25	20	M Blood	18.1	7.850	16-Dec-25		
1	S Whittaker	N/A	N/A	N/A		21	M Gretton	8.43	9.261	16-Dec-25	21	M Gretton	17.9	7.763	16-Dec-25		
Pos	Junior	Laps	MPH	Date		Pos	Junior	Time	MPH	Date	Pos	Junior	Laps	MPH	Date		
1	JJ Hughes-Dowd	N/A	N/A	N/A		1	JJ Hughes-Dowd	6.57	11.883	16-Dec-25	1	JJ Hughes-Dowd	25.0	10.843	16-Dec-25		
1	C Youart	N/A	N/A	N/A		2	M Blake	6.79	11.498	16-Dec-25	2	M Blake	23.2	10.062	16-Dec-25		
1	J Graham	N/A	N/A	N/A		3	J Woodhouse	7.27	10.738	16-Dec-25	3	J Woodhouse	21.2	9.195	16-Dec-25		
1	J Woodhouse	N/A	N/A	N/A		4	L Whittaker	7.40	10.550	16-Dec-25	4	L Whittaker	20.6	8.934	16-Dec-25		
1	L Whittaker	N/A	N/A	N/A		5	J Graham	7.47	10.451	16-Dec-25	5	J Graham	19.5	8.457	16-Dec-25		
1	M Blake	N/A	N/A	N/A		6	C Youart	8.18	9.544	16-Dec-25	6	C Youart	16.2	7.026	16-Dec-25		



Adult 'C' – Denis (10<sup>th</sup>), winner Lewis, Dan (8<sup>th</sup>) & James (9<sup>th</sup>)



# Championship Tables



Those All Important  
**Points!**



Adult 'B' – Nick Sismey (5<sup>th</sup>), winner Reuben, Lee Pateman (6<sup>th</sup>) & Lewis (7<sup>th</sup>)



# Championship Leaders 16Dec25 After Round 32



## Adult

### Championship

Angus Smith

### Final Challenge

Lewis Blacker

### King of Speed

Angus Smith  
Andrew Woodhouse

Top Adult Points at dhorcingham oval

## Junior

### Championship

JJ Hughes-Dowd

### Final Challenge

JJ Hughes-Dowd

### King of Speed

Baxter Crunden

Top Junior Points at dhorcingham oval

## Other

### Masters (56+)

Angus Smith

### Early Parents

Dan Hughes-Dowd  
Andrew Woodhouse

### Alan Bullock

Angus Smith

Winner of last Adult Club Night in August

### Bob Chadwick

Chris Bowles

Winner of last Adult Club Night in October

Key: Orange = New Leader, Green = Champion



Adult 'A' – Angus (4<sup>th</sup>), winner Simon, Chris Bowles (3<sup>rd</sup>) & Reuben (2<sup>nd</sup>)



DHORC Championship 2025 after Round 32 (1 of 2)																						
Pos	Competitor Name (Adults)	Wins	MIA F1	MIA GC	INT F1	CAD F1	CAD GC	MON GC	LF F1	ZAN F1	ZAN GC	MAS GC	DIJ F1	DIJ GC	SHA F1	SHA GC	RBR F1	RBR GC	Total Scores	Best (15%) Scores	Diff	
			07-Jan	07-Jan	28-Jan	18-Feb	18-Feb	11-Mar	01-Apr	29-Apr	29-Apr	13-May	03-Jun	03-Jun	24-Jun	24-Jun	15-Jul	15-Jul				
1	A. Smith (M)	12	38	50	41	39	38	38	50	50	49	38	50	45	39	44	50	50	1262	1057		
2	R. Litherland	4	28	31	29	45	31	30	38	38	31	38	34	38	34	31	34	38	1103	882	165	
3	C. Bowles	9	46	38	32	28	47	46	34	31	38	DNS	DNS	DNS	29	47	DNS	DNS	844	844	48	
4	N. Slamey (M)		27	28	34	27	27	28	28	29	29	27	28	27	28	28	29	29	919	728	116	
5	L. Palensan		31	27	28	31	37	39	29	34	34	33	DNS	DNS	DNS	DNS	38	24	724	724	4	
6	S. Goodlip (M)	5	31	34	46	DNS	DNS	31	31	DNS	DNS	DNS	50	34	41	38	33	34	875	875	49	
7	L. Blacker		28	29	27	22	29	25	27	27	27	28	28	29	25	27	28	28	839	664	11	
8	S. Gray (M)		DNS	DNS	23	18	23	17	24	28	26	24	25	21	26	21	DNS	DNS	637	582	82	
9	D. Latham		23	23	24	24	25	27	26	DNS	DNS	DNS	29	24	27	25	DNS	DNS	579	579	3	
10	L. Smith		24	24	25	DNS	DNS	26	DNS	DNS	DNS	34	31	31	33	29	27	31	570	570	9	
11	C. Blake		21	21	20	16	20	18	19	25	24	25	23	26	22	25	26	22	582	541	29	
12	D. Turnbull		25	25	26	25	28	24	25	DNS	DNS	29	27	28	DNS	DNS	DNS	DNS	527	527	14	
13	G. Reynolds (M)		DNS	DNS	DNS	19	19	16	21	24	23	20	24	23	21	18	DNS	DNS	564	516	11	
14	J. Dudley		DNS	DNS	DNS	DNS	DNS	22	20	19	19	22	21	22	24	20	24	23	533	504	12	
15	D. Hughes-Dowd		18	19	19	20	14	13	13	22	22	16	20	18	DNS	DNS	21	20	567	484	20	
16	A. Woodhouse	2	20	18	18	13	16	14	18	20	20	18	DNS	DNS	17	17	DNS	DNS	536	478	8	
17	M. Graham		17	20	18	DNS	DNS	DNS	12	21	21	19	DNS	DNS	DNS	DNS	19	19	408	408	71	
18	J. Cruden		DNS	DNS	DNS	DNS	DNS	11	10	DNS	DNS	15	19	20	15	15	22	21	406	406	2	
19	J. Wardle		DNS	DNS	DNS	15	17	10	17	DNS	DNS	21	DNS	DNS	20	19	DNS	DNS	399	399	7	
20	S. Whitaker (M)		DNS	DNS	19	12	15	15	11	26	28	17	18	19	16	16	20	22	397	397	2	
21	K. Spink (M)		DNS	DNS	DNS	17	21	23	18	DNS	DNS	DNS	22	25	DNS	DNS	23	25	393	393	4	
22	N. Jarram		DNS	DNS	DNS	21	22	19	22	DNS	DNS	23	DNS	DNS	23	24	DNS	DNS	354	354	39	
23	M. Dutton		22	22	22	DNS	DNS	DNS	DNS	DNS	DNS	26	DNS	DNS	DNS	DNS	26	27	225	225	129	
24	A. Stevenson		19	17	17	26	24	12	14	DNS	DNS	DNS	DNS	DNS	DNS	DNS	DNS	DNS	221	221	4	
25	P. Rees (M)		36	28	DNS	38	26	DNS	DNS	DNS	DNS	DNS	DNS	DNS	DNS	DNS	DNS	DNS	203	203	18	
26	B. Johnson (M)		DNS	DNS	DNS	DNS	DNS	DNS	DNS	DNS	DNS	DNS	DNS	DNS	DNS	DNS	DNS	DNS	169	169	34	
27	L. Hobson		DNS	DNS	DNS	DNS	DNS	DNS	DNS	DNS	DNS	DNS	DNS	DNS	DNS	DNS	DNS	DNS	152	152	17	
28	M. Blake		DNS	DNS	21	14	18	20	18	DNS	DNS	DNS	DNS	DNS	DNS	DNS	19	26	136	136	16	
29	J. Mills		DNS	DNS	DNS	DNS	DNS	21	23	23	25	DNS	DNS	DNS	18	22	DNS	DNS	132	132	4	
30	J.J. Hughes-Dowd		DNS	DNS	DNS	DNS	DNS	DNS	DNS	DNS	DNS	DNS	DNS	DNS	DNS	DNS	DNS	DNS	84	84	48	
31	A. Turnbull		DNS	DNS	DNS	DNS	DNS	DNS	DNS	DNS	DNS	DNS	DNS	DNS	DNS	DNS	DNS	DNS	68	68	16	
32	J.T. Hughes-Dowd		DNS	DNS	DNS	11	DNS	DNS	DNS	DNS	DNS	DNS	DNS	DNS	DNS	DNS	DNS	DNS	55	55	13	
33	M. Blood		DNS	DNS	DNS	DNS	DNS	DNS	DNS	DNS	DNS	DNS	DNS	DNS	DNS	DNS	DNS	DNS	19	19	36	
34	M. Gretton		DNS	DNS	DNS	DNS	DNS	DNS	DNS	DNS	DNS	DNS	DNS	DNS	DNS	DNS	DNS	DNS	18	18	1	
Pos (Juniors)			Wins	720	721	722	723	724	725	726	727	728	729	730	731	732	733	734	735	Total	75%	Diff
1	J.J. Hughes-Dowd	20	50	45	50	50	49	50	49	43	49	41	41	41	DNS	DNS	43	47	1372	1153		
2	J. Woodhouse	4	38	34	DNS	38	34	38	34	34	34	34	DNS	DNS	48	48	DNS	DNS	880	855	258	
3	J.T. Hughes-Dowd	2	31	43	38	34	40	DNS	31	39	40	39	40	39	DNS	DNS	34	38	794	794	99	
4	L. Whitaker	1	28	29	27	29	31	29	28	28	31	28	28	28	29	38	29	31	878	781	35	
5	B. Cruden	1	DNS	DNS	DNS	DNS	DNS	DNS	28	27	31	28	31	34	31	34	37	DNS	703	703	58	
6	J. Graham	1	29	31	34	DNS	DNS	DNS	38	31	29	29	DNS	DNS	DNS	DNS	45	29	684	684	19	
7	M. Blake	1	DNS	DNS	28	31	29	31	24	27	27	29	29	29	38	31	31	38	436	436	248	
8	E. Woodhouse		DNS	DNS	28	DNS	DNS	26	26	DNS	DNS	DNS	DNS	DNS	DNS	DNS	DNS	DNS	298	298	138	
9	T. Stevenson	1	34	28	31	DNS	DNS	27	28	DNS	DNS	DNS	DNS	DNS	DNS	DNS	DNS	DNS	276	276	22	
10	Z. Brazell		DNS	DNS	29	DNS	DNS	34	29	DNS	DNS	27	33	34	33	29	DNS	DNS	248	248	28	
11	C. Youart		DNS	DNS	DNS	DNS	DNS	DNS	DNS	DNS	DNS	DNS	DNS	DNS	DNS	DNS	DNS	DNS	28	28	220	
Pos (Masters)			Wins	720	721	722	723	724	725	726	727	728	729	730	731	732	733	734	735	Total	75%	Diff
1	A. Smith (M)	7	1.5	2.0	1.5	1.0	1.5	1.0	2.0	2.0	2.0	1.5	2.0	1.5	2.0	1.5	2.0	2.0	54.0	49.0		
2	G. Reynolds (M)	11	DNS	DNS	DNS	1.0	3.0	1.0	0.5	2.5	1.5	1.5	2.5	1.5	2.5	0.5	DNS	DNS	46.5	45.0	4.0	
3	N. Slamey (M)	3	2.5	1.5	1.0	0.5	0.5	1.0	3.0	1.5	1.5	0.5	1.5	0.5	1.0	1.0	1.5	1.5	48.0	43.0	2.0	
4	S. Gray (M)	2	DNS	DNS	1.5	0.5	1.5	1.5	2.5	1.0	1.5	0.5	1.0	0.5	1.5	0.5	DNS	DNS	38.5	37.0	6.0	
5	J. Dudley (M)	3	DNS	DNS	DNS	DNS	DNS	1.0	3.5	0.5	0.5	1.0	0.5	1.0	2.5	1.5	0.5	1.5	34.5	34.0	3.0	
6	S. Whitaker (M)	6	DNS	DNS	1.5	1.5	1.5	2.0	1.5	1.5	1.0	1.0	1.0	1.5	1.5	1.5	1.0	2.0	32.0	32.0	2.0	
7	S. Goodlip (M)	5	2.5	3.0	4.0	DNS	DNS	0.5	2.5	DNS	DNS	DNS	2.0	3.0	1.5	1.0	0.5	1.0	30.5	30.5	1.5	
8	K. Spink (M)	3	DNS	DNS	DNS	1.5	2.5	1.5	1.0	DNS	DNS	DNS	1.0	1.0	DNS	DNS	1.5	3.0	25.0	25.0	5.5	
9	B. Johnson (M)	3	DNS	DNS	DNS	DNS	DNS	DNS	DNS	DNS	DNS	DNS	DNS	DNS	DNS	DNS	DNS	DNS	18.0	18.0	7	
10	P. Rees (M)	2	1.0	1.0	DNS	1.5	1.5	DNS	DNS	DNS	DNS	DNS	DNS	DNS	DNS	DNS	DNS	DNS	13.5	13.5	4.5	
Pos (Baby Parents)			Wins	720	721	722	723	724	725	726	727	728	729	730	731	732	733	734	735	Total	75%	Diff
1	A. Woodhouse	8	2.0	1.0	0.5	2.0	2.0	1.5	2.0	1.0	1.0	1.5	DNS	DNS	2.0	2.0	DNS	DNS	48.5	44.5		
2	D. Hughes-Dowd	8	1.0	1.5	2.0	N/A	N/A	1.0	1.0	2.0	2.0	0.5	2.0	1.0	DNS	DNS	1.5	1.0	46.0	44.5		
3	M. Graham	5	0.5	2.0	3.5	DNS	DNS	DNS	0.5	1.5	1.5	4.0	DNS	DNS	DNS	DNS	0.5	0.5	38.5	38.5	6.0	
4	J. Cruden	7	DNS	DNS	DNS	DNS	DNS	DNS	DNS	DNS	DNS	1.5	1.5	2.0	1.0	2.0	1.5	1.5	37.5	37.5	1.0	
5	S. Whitaker (M)	3	DNS	DNS	1.5	1.5	1.5	2.0	1.5	N/A	N/A	1.0	1.0	1.5	1.5	1.0	2.0	29.5	29.5	8.0		
6	A. Stevenson	1	1.5	0.5	1.0	N/A	N/A	0.5	3.5	DNS	DNS	DNS	DNS	DNS	DNS	DNS	DNS	DNS	19.0	19.0	10.5	
7	M. Dutton		DNS	DNS	DNS	DNS	DNS	DNS	DNS	DNS	DNS	DNS	DNS	DNS	DNS	DNS	DNS	DNS	8.5	8.5	10.5	
8	J. Dudley (M)		DNS	DNS	DNS	DNS	DNS	N/A	N/A	0.5	0.5	N/A	N/A	N/A	N/A	N/A	N/A	N/A	1.0	1.0	7.5	

Note: Can Still Win Championship. Red are removed scores

JACAREPAGUA

GROUP A	GROUP B	GROUP C
Y N SISMET	Y A SMITH	Y G REYNOLDS
G S GRAY	G R LITHERLAND	G J WARDLE
R D LATHAM	R S GOODUP	R C BLAHE
B J DUDLEY	B L PAYEMAN	B L BLACHER
GROUP D	GROUP E	GROUP F
Y D TURNBULL	Y D HUGHES-DOWN	Y JJ HUGHES-DOWN
G	G M GRAHAM	G C YUWART
R L HOBSON	R S WHITTAKER	R L WHITTAKER
B C BOWLES	B A WOODHOUSE	B J WOODHOUSE
GROUP G	A 1 SIMON	J 1 MAX
Y M BLOOD	2 CHRIS	2 JU
G M GRETTON	3 REUBEN	3 JENSON
R J GRAHAM		
B M BLAHE		

MERRY CHRISTMAS  
  
 2025

*Thompson David*

DHORC Championship 2025 after Round 32 (2 of 2)																											
Pos	Competitor Name (Adults)	Wins	DO F1V	DO GCB	DO F1T	DO GCV	HO F1	HO GC	JAR F1	JAR GC	PUK F1	PUK GC	DON F1	TR F1	TR GC	WG F1	WG GC	JAC	Total	Best (95%)	Diff						
			17	18	19	20	21	22	23	24	25	26	27	28	29	30	31	32	33	34							
			22-Jul	22-Jul	22-Jul	22-Jul	05-Aug	05-Aug	23-Sep	23-Sep	30-Sep	30-Sep	21-Oct	11-Nov	11-Nov	25-Nov	25-Nov	16-Dec	Scores	Scores							
1	A Smith (M)	12	12	38	34	49	41	50	31	39	38	50	DNS	31	33	31	41	33	1282	1057							
2	R Litherland	4	31	17	24	34	29	38	41	38	36	34	38	45	48	23	45	34	1103	892	165						
3	C Bowles	9	24	22	47	13	DNS	DNS	34	45	48	31	46	DNS	DNS	50	29	30	844	544	48						
4	N Slimey (M)	19	15	31	39	24	29	29	29	29	28	28	31	38	38	29	34	29	919	728	118						
5	L Palsman	34	26	15	31	33	24	28	27	29	38	24	DNS	DNS	DNS	DNS	DNS	30	724	724	4						
6	S Goodlip (M)	5	DNS	DNS	DNS	DNS	45	31	47	31	DNS	DNS	DNS	39	34	DNS	DNS	48	675	675	49						
7	L Blacker	18	18	29	18	23	28	27	26	27	29	26	29	28	28	26	27	27	839	654	11						
8	S Gray (M)	25	23	26	24	21	28	26	24	26	25	DNS	25	26	26	21	23	637	582	82							
9	D Latham	16	20	22	23	DNS	DNS	25	28	31	27	27	DNS	DNS	DNS	34	25	24	579	579	3						
10	L Smith	28	29	28	11	27	28	DNS	DNS	DNS	DNS	DNS	38	DNS	DNS	38	31	DNS	570	570	9						
11	C Blake	12	22	13	29	DNS	DNS	DNS	DNS	20	22	DNS	22	23	21	22	22	582	541	29							
12	D Turnbull	DNS	DNS	DNS	DNS	25	26	DNS	DNS	25	26	29	28	27	25	28	26	527	527	14							
13	G Reynolds (M)	22	34	16	16	18	18	24	22	21	20	21	21	22	20	20	21	564	516	11							
14	J Dudley	27	12	21	22	20	17	23	21	24	23	23	23	21	DNS	DNS	30	533	504	12							
15	D Hughes-Dowd	24	13	14	27	26	23	19	19	18	17	20	19	20	19	17	17	567	484	20							
16	A Woodhouse	2	47	47	18	21	18	15	20	16	16	16	16	16	16	16	18	536	479	5							
17	M Graham	20	27	19	14	15	16	16	17	17	18	16	17	16	DNS	DNS	14	468	468	71							
18	J Cruden	29	21	27	20	DNS	DNS	17	18	17	19	19	19	18	18	17	16	406	406	2							
19	J Wardle	21	11	23	25	17	19	22	23	22	21	DNS	27	24	DNS	DNS	25	399	399	7							
20	S Whittaker (M)	DNS	DNS	DNS	DNS	DNS	DNS	18	20	DNS	DNS	17	20	19	18	19	18	397	397	2							
21	K Spink (M)	16	16	11	15	19	21	DNS	DNS	DNS	DNS	25	24	25	24	23	DNS	383	383	4							
22	N Jarram	17	26	26	17	DNS	DNS	21	25	DNS	DNS	DNS	22	DNS	DNS	22	24	DNS	354	354	39						
23	M Dufson	18	31	19	12	DNS	DNS	DNS	DNS	DNS	DNS	DNS	DNS	DNS	DNS	DNS	DNS	225	225	129							
24	A Stevenson	38	14	20	20	DNS	DNS	DNS	DNS	DNS	DNS	DNS	DNS	DNS	DNS	DNS	DNS	221	221	4							
25	P Rees (M)	13	24	12	26	DNS	DNS	DNS	DNS	DNS	DNS	DNS	DNS	DNS	DNS	DNS	DNS	203	203	18							
26	B Johnson (M)	26	29	39	28	DNS	DNS	DNS	DNS	DNS	23	24	DNS	DNS	DNS	DNS	DNS	189	189	34							
27	L Hobson	DNS	DNS	DNS	DNS	DNS	DNS	DNS	DNS	DNS	DNS	DNS	28	26	29	29	13	152	152	17							
28	M Blake	DNS	DNS	DNS	DNS	DNS	DNS	DNS	DNS	DNS	DNS	DNS	DNS	DNS	DNS	DNS	DNS	136	136	16							
29	J Mills	DNS	DNS	DNS	DNS	DNS	DNS	DNS	DNS	DNS	DNS	DNS	DNS	DNS	DNS	DNS	DNS	132	132	4							
30	JJ Hughes-Dowd	DNS	DNS	DNS	DNS	28	27	DNS	DNS	DNS	DNS	DNS	DNS	DNS	DNS	DNS	DNS	84	84	48							
31	A Turnbull	DNS	DNS	DNS	DNS	34	34	DNS	DNS	DNS	DNS	DNS	DNS	DNS	DNS	DNS	DNS	68	68	16							
32	JT Hughes-Dowd	DNS	DNS	DNS	DNS	22	22	DNS	DNS	DNS	DNS	DNS	DNS	DNS	DNS	DNS	DNS	55	55	13							
33	M Blood	DNS	DNS	DNS	DNS	DNS	DNS	DNS	DNS	DNS	DNS	DNS	DNS	DNS	DNS	DNS	DNS	19	19	36							
34	M Grafton	DNS	DNS	DNS	DNS	DNS	DNS	DNS	DNS	DNS	DNS	DNS	DNS	DNS	DNS	DNS	DNS	18	18	1							
Pos (Juniors)		Wins	736	737	738	739	740	741	742	743	744	745	746	747	748	749	750	751	Total	75%	Diff						
1	JJ Hughes-Dowd	20	31	26	47	38	50	50	50	50	50	43	43	50	47	50	42	1372	1153								
2	J Woodhouse	4	30	31	26	29	38	34	31	34	34	38	45	45	38	41	38	34	980	895	258						
3	JT Hughes-Dowd	3	29	28	38	26	31	38	34	38	DNS	DNS	31	DNS	DNS	DNS	DNS	796	796	99							
4	L Whittaker	1	26	29	32	50	28	31	29	29	29	34	29	34	34	34	29	979	761	35							
5	B Cruden	1	49	38	34	28	DNS	DNS	28	31	31	28	31	31	31	31	DNS	763	763	58							
6	J Graham	1	34	31	28	34	34	29	38	28	38	29	34	DNS	DNS	DNS	DNS	684	684	19							
7	M Blake	1	DNS	DNS	DNS	DNS	DNS	DNS	DNS	DNS	DNS	DNS	DNS	DNS	DNS	DNS	DNS	45	436	436	248						
8	E Woodhouse	38	34	31	31	29	28	DNS	DNS	DNS	DNS	27	DNS	DNS	DNS	DNS	DNS	288	288	138							
9	T Stevenson	1	27	47	27	27	DNS	DNS	DNS	DNS	DNS	DNS	DNS	DNS	DNS	DNS	DNS	276	276	22							
10	Z Brazell	DNS	DNS	DNS	DNS	DNS	DNS	DNS	DNS	DNS	DNS	DNS	DNS	DNS	DNS	DNS	DNS	248	248	220							
11	C Yeart	DNS	DNS	DNS	DNS	DNS	DNS	DNS	DNS	DNS	DNS	DNS	DNS	DNS	DNS	DNS	DNS	28	28	220							
Pos (Masters)		Wins	736	737	738	739	740	741	742	743	744	745	746	747	748	749	750	751	Total	75%	Diff						
1	A Smith (M)	7	1.0	4.0	3.5	4.0	1.5	2.0	0.8	1.0	1.5	2.0	DNS	2.5	0.5	0.5	1.0	54.0	49.0	4.0							
2	G Reynolds (M)	11	3.5	4.0	2.0	1.0	0.5	2.5	2.5	1.0	2.5	1.5	0.5	0.5	1.0	1.5	1.5	2.5	46.5	45.0	1.5						
3	N Slimey (M)	3	3.0	1.5	3.0	3.5	0.5	1.5	1.5	1.5	1.0	1.0	0.5	1.5	3.5	1.5	1.0	1.5	48.0	43.0	5.0						
4	S Gray (M)	2	2.0	2.0	2.0	2.0	0.5	1.5	1.5	0.5	1.5	1.0	DNS	1.0	3.5	1.5	1.5	38.5	37.0	1.5							
5	J Dudley (M)	3	3.0	1.0	2.5	2.0	1.5	1.5	1.5	0.5	0.5	1.5	1.5	1.5	0.5	DNS	DNS	1.5	34.5	34.0	0.5						
6	S Whittaker (M)	6	DNS	DNS	DNS	DNS	DNS	DNS	1.0	2.0	DNS	DNS	DNS	0.5	2.0	1.5	1.5	2.0	1.5	32.0	32.0	0.0					
7	S Goodlip (M)	5	DNS	DNS	DNS	DNS	2.0	0.5	2.0	0.5	DNS	DNS	DNS	1.0	1.0	DNS	DNS	2.0	30.5	30.5	0.0						
8	K Spink (M)	3	1.5	1.0	0.5	1.0	1.0	0.5	DNS	DNS	DNS	DNS	3.0	0.5	1.0	0.5	1.5	DNS	25.0	25.0	0.0						
9	B Johnson (M)	3	2.5	3.5	4.0	4.0	DNS	DNS	DNS	DNS	1.5	2.5	DNS	DNS	DNS	DNS	DNS	18.0	18.0	0.0							
10	P Rees (M)	2	0.5	3.5	1.0	1.5	DNS	DNS	DNS	DNS	DNS	DNS	DNS	DNS	DNS	DNS	DNS	13.5	13.5	0.0							
Pos (Early Parents)		Wins	736	737	738	739	740	741	742	743	744	745	746	747	748	749	750	751	Total	75%	Diff						
1	A Woodhouse	8	4.0	4.0	2.5	3.5	2.0	1.5	2.0	1.5	0.5	0.5	1.0	1.5	0.5	0.5	1.5	1.0	46.5	44.5	2.0						
2	D Hughes-Dowd	8	2.5	1.5	1.5	4.0	N/A	N/A	1.5	1.5	1.5	1.0	4.0	3.5	2.0	2.0	1.0	2.0	46.0	44.5	1.5						
3	M Graham	5	2	3	3	2	1.5	2.0	1.5	2.5	1.0	1.5	1.5	0.5	1.5	DNS	DNS	0.5	38.5	38.5	0.0						
4	J Cruden	7	3.0	2.5	4.0	3.0	DNS	DNS	2.5	1.0	2.0	2.0	1.5	1.0	3.0	1.0	0.5	DNS	37.5	37.5	0.0						
5	S Whittaker (M)	3	DNS	DNS	DNS	DNS	DNS	DNS	1.0	2.0	DNS	DNS	0.5	2	1.5	1.5	2.0	1.5	29.5	29.5	0.0						
6	A Stevenson	1	3.5	2.0	3.5	3.0	DNS	DNS	DNS	DNS	DNS	DNS	DNS	DNS	DNS	DNS	DNS	DNS	19.0	19.0	0.0						
7	M Dufson	1	1.5	3.5	2.0	1.5	DNS	DNS	DNS	DNS	DNS	DNS	DNS	DNS	DNS	DNS	DNS	DNS	8.5	8.5	0.0						
8	J Dudley (M)	N/A	N/A	N/A	N/A	N/A	N/A	N/A	N/A	N/A	N/A	N/A	N/A	N/A	N/A	N/A	DNS	DNS	N/A	1.0	1.0	0.0					

Note: Can Still Win Championship, Red are removed scores.

DHORC Final Challenge 2025 Round 32 (1 of 2)																				
Pos	Competitor Name (Adult)	Wins	MIA F1	MIA GC	INT F1	CAD F1	CAD GC	MON GC	LB F1	ZAN F1	ZAN GC	NAS GC	DJ F1	DJ GC	SHA F1	SHA GC	RBR F1	RBR GC	Results	
			07-Jan	07-Jan	28-Jan	18-Feb	18-Feb	11-Mar	01-Apr	29-Apr	29-Apr	13-May	03-Jun	03-Jun	24-Jun	24-Jun	15-Jul	15-Jul	(33)	Turn Up
			1	2	3	4	5	6	7	8	9	10	11	12	13	14	15	16	Points	Rate
1	L Blacker	19	1.5	1.5	2.5	7.0	1.5	1.0	0.5	2.5	2.5	1.0	3.0	5.5	1.0	2.5	1.0	1.0	74.5	100.00%
2	R Litherland	17	1.0	0.5	1.5	4.0	2.5	1.5	1.5	3.5	2.5	1.5	1.0	1.5	1.0	2.5	3.0	1.5	69.5	100.00%
3	A Smith (M)	14	1.5	2.0	1.5	1.0	1.5	1.0	2.0	2.0	2.0	2.0	1.5	2.0	2.0	1.5	2.0	2.0	54.0	96.88%
4	D Hughes-Dowd	12	1.0	1.5	2.0	1.5	0.0	1.0	1.0	2.0	2.0	0.5	2.0	1.0	DNS	DNS	1.5	1.0	52.5	93.75%
5	L Smith	14	2.5	2.5	3.0	DNS	DNS	7.5	DNS	DNS	DNS	3.0	2.5	0.5	2.5	1.5	2.5	2.5	51.5	62.50%
6	N Sismey (M)	3	2.5	1.5	1.0	0.5	0.5	1.0	3.0	1.5	1.5	0.5	1.5	0.5	1.0	1.0	1.5	1.5	48.0	100.00%
7	A Woodhouse	10	2.0	1.0	0.5	2.0	2.0	1.5	2.0	1.0	1.0	1.5	DNS	DNS	2.0	2.0	DNS	DNS	46.5	87.50%
7	G Reynolds (M)	9	DNS	DNS	DNS	1.0	3.0	1.0	0.5	2.5	1.5	1.5	2.5	1.5	2.5	0.5	DNS	DNS	46.5	90.00%
9	C Bowles	13	2.0	1.5	0.5	3.0	2.0	2.0	1.0	0.5	1.5	DNS	DNS	DNS	1.5	2.0	DNS	DNS	44.0	71.88%
10	M Graham	6	0.5	2.0	3.5	DNS	DNS	DNS	0.5	1.5	1.5	4.0	DNS	DNS	DNS	DNS	0.5	0.5	38.5	71.88%
10	S Gray (M)	2	DNS	DNS	1.5	0.5	1.5	1.5	2.5	1.0	1.5	0.5	1.0	0.5	1.5	0.5	DNS	DNS	38.5	90.00%
12	J Crunden	7	DNS	DNS	DNS	DNS	DNS	0.0	0.0	DNS	DNS	1.5	1.5	2.0	1.0	1.0	2.0	1.5	37.5	81.48%
13	C Blake	1	0.5	0.5	1.5	1.0	1.5	0.5	1.0	1.0	2.5	1.0	1.5	1.5	1.0	1.5	3.0	1.5	37.0	84.38%
14	L Pateman	5	1.5	0.5	1.0	0.5	1.0	5.5	1.5	1.0	1.0	0.5	DNS	DNS	DNS	DNS	1.5	0.5	36.5	75.00%
15	J Dudley (M)	2	DNS	DNS	DNS	DNS	DNS	1.0	3.5	0.5	0.5	1.0	0.5	1.0	2.5	1.5	0.5	1.5	34.5	92.59%
16	D Latham	5	1.5	1.5	0.5	2.5	1.0	0.5	1.5	DNS	DNS	DNS	1.5	0.5	2.5	1.0	DNS	DNS	34.0	71.88%
17	S Whittaker	5	DNS	DNS	1.5	1.5	1.5	2.0	1.5	1.5	1.0	1.0	1.0	1.5	1.5	1.0	2.0	2.0	32.0	73.33%
17	J Wardle	4	DNS	DNS	DNS	0.5	1.5	0.0	1.5	DNS	DNS	2.5	DNS	DNS	1.5	1.0	DNS	DNS	32.0	68.97%
19	N Jarram	5	DNS	DNS	DNS	0.5	1.0	1.0	1.0	DNS	DNS	1.5	DNS	DNS	1.5	0.5	DNS	DNS	30.5	55.17%
19	S Goodlip (M)	10	2.5	3.0	4.0	DNS	DNS	0.5	2.5	DNS	DNS	DNS	2.0	3.0	1.5	1.0	0.5	1.0	30.5	56.25%
21	D Turnbull	2	1.0	1.0	1.5	1.0	3.0	0.5	1.0	DNS	DNS	3.5	0.5	1.0	DNS	DNS	DNS	DNS	29.5	62.50%
22	K Spink (M)	3	DNS	DNS	DNS	1.5	2.5	1.5	1.0	DNS	DNS	DNS	1.0	1.0	DNS	DNS	1.5	3.0	25.0	63.33%
23	A Stevenson	2	1.5	0.5	1.0	1.5	2.5	0.5	3.5	DNS	DNS	DNS	DNS	DNS	DNS	DNS	DNS	DNS	23.0	34.38%
24	M Dutton	2	1.0	1.0	1.0	DNS	DNS	DNS	DNS	DNS	DNS	3.5	DNS	DNS	DNS	DNS	1.5	2.5	19.0	31.25%
25	B Johnson	3	DNS	DNS	DNS	DNS	DNS	DNS	DNS	DNS	DNS	DNS	DNS	DNS	DNS	DNS	DNS	DNS	18.0	37.50%
26	P Rees (M)	1	1.0	3.0	DNS	1.5	1.5	DNS	DNS	DNS	DNS	DNS	DNS	DNS	DNS	DNS	DNS	DNS	13.5	25.00%
27	M Blake	3	DNS	DNS	2.5	1.5	0.5	1.5	0.5	DNS	DNS	DNS	DNS	DNS	1.0	5.5	DNS	DNS	13.0	23.33%
28	JT Hughes-Dowd	3	DNS	DNS	DNS	1.5	DNS	DNS	DNS	DNS	DNS	DNS	DNS	DNS	DNS	DNS	DNS	DNS	9.5	10.34%
29	J Mills	1	DNS	DNS	DNS	DNS	DNS	0.5	3.5	1.5	1.0	DNS	DNS	DNS	0.5	1.0	DNS	DNS	8.0	22.22%
30	L Hobson		DNS	DNS	DNS	DNS	DNS	DNS	DNS	DNS	DNS	DNS	DNS	DNS	DNS	DNS	DNS	DNS	6.0	100.00%
31	A Turnbull	1	DNS	DNS	DNS	DNS	DNS	DNS	DNS	DNS	DNS	DNS	DNS	DNS	DNS	DNS	DNS	DNS	6.0	16.67%
31	JJ Hughes-Dowd		DNS	DNS	DNS	1.5	DNS	DNS	DNS	DNS	DNS	DNS	DNS	DNS	DNS	DNS	DNS	DNS	3.0	10.71%
32	M Blood		DNS	DNS	DNS	DNS	DNS	DNS	DNS	DNS	DNS	DNS	DNS	DNS	DNS	DNS	DNS	DNS	1.0	100.00%
33	M Gretton		DNS	DNS	DNS	DNS	DNS	DNS	DNS	DNS	DNS	DNS	DNS	DNS	DNS	DNS	DNS	DNS	0.5	100.00%
Pos	(Junior)	Wins	720	721	722	723	724	725	726	727	728	729	730	731	732	733	734	735	Points	Rate
1	JJ Hughes-Dowd	20	2.0	2.0	2.0	2.0	2.0	2.0	2.0	2.0	1.5	2.0	1.5	1.5	DNS	DNS	1.5	2.0	59.0	93.75%
2	L Whittaker	7	1.0	1.5	2.5	1.5	2.5	3.5	1.0	1.0	2.5	1.0	1.0	1.0	1.5	1.5	2.5	2.5	51.5	100.00%
3	JT Hughes-Dowd	7	2.5	1.5	1.5	1.0	1.5	DNS	0.5	1.5	2.0	1.5	2.0	2.0	DNS	DNS	1.0	1.0	38.0	68.75%
3	J Graham	5	1.5	2.5	1.0	DNS	DNS	DNS	3.5	2.5	1.5	1.5	DNS	DNS	DNS	DNS	2.0	1.5	38.0	65.63%
5	J Woodhouse	4	1.5	1.0	DNS	1.5	1.0	1.5	1.0	1.0	1.0	1.0	DNS	DNS	2.0	2.0	DNS	DNS	37.5	84.38%
6	B Crunden	6	DNS	DNS	DNS	DNS	DNS	1.0	0.5	1.5	1.0	2.5	3.0	0.5	3.0	1.0	DNS	DNS	35.5	81.48%
7	M Blake	6	DNS	DNS	1.5	2.5	1.5	2.5	0.5	0.5	0.5	DNS	1.5	1.5	1.5	2.5	2.5	1.5	24.5	46.67%
8	E Woodhouse		DNS	DNS	1.0	DNS	DNS	1.0	1.5	DNS	DNS	DNS	DNS	DNS	DNS	DNS	DNS	DNS	18.0	33.33%
9	T Stevenson	2	1.0	1.0	2.5	DNS	DNS	0.5	1.0	DNS	DNS	DNS	DNS	DNS	DNS	DNS	DNS	DNS	13.0	28.13%
10	Z Brazell	2	DNS	DNS	1.5	DNS	DNS	1.0	3.5	DNS	DNS	0.5	0.5	3.0	0.5	1.5	DNS	DNS	12.0	26.67%
11	C Youart		DNS	DNS	DNS	DNS	DNS	DNS	DNS	DNS	DNS	DNS	DNS	DNS	DNS	DNS	DNS	DNS	1.0	100.00%
Turn Up Rates			100%	100%	93.10%	77.14%	71.43%	82.05%	87.18%	56.41%	56.41%	66.67%	56.41%	56.41%	61.54%	61.54%	51.28%	51.28%	AVE	64.56%

DHORC Final Challenge 2025 Round 32 (2 of 2)																						
Pos	Competitor Name (Adult)	Wins	DO FIV	DO GCB	DO FIT	DO GCV	FIO F1	FIO GC	JAR F1	JAR GC	PUK F1	PUK GC	DON F1	TR F1	TR GC	WG F1	WG GC	JAC GC	Results			
			17	18	19	20	21	22	23	24	25	26	27	28	29	30	31	32	(33)	Turn Up		
			22-Jul	22-Jul	22-Jul	22-Jul	05-Aug	05-Aug	23-Sep	23-Sep	30-Sep	30-Sep	21-Oct	11-Nov	11-Nov	25-Nov	25-Nov	16-Dec	Points	Rate		
1	L Blacker	19	2.5	1.5	4.0	1.5	1.5	3.0	2.5	1.5	0.5	1.5	1.5	5.5	3.0	5.0	1.5	2.5	74.5	100.00%		
2	R Litherland	17	4.0	1.0	1.5	3.0	1.5	1.5	1.5	1.5	7.0	3.0	1.0	2.0	2.0	1.5	4.0	3.0	69.5	100.00%		
3	A Smith (M)	14	1.0	4.0	3.5	4.0	1.5	2.0	0.5	1.0	1.5	2.0	DNS	2.5	0.5	0.5	1.5	0.5	54.0	96.89%		
4	D Hughes-Dowd	12	2.5	1.5	1.5	4.0	3.5	1.5	1.5	1.5	1.5	1.0	4.0	3.5	2.0	2.0	1.0	2.0	52.5	93.75%		
5	L Smith	14	3.5	3.5	2.5	0.5	2.5	1.0	DNS	DNS	DNS	DNS	3.5	DNS	DNS	3.5	0.5	DNS	51.5	62.50%		
6	N Simey (M)	3	3.0	1.5	3.0	3.5	0.5	1.5	1.5	1.5	1.0	1.0	0.5	1.5	3.5	1.5	1.0	1.5	48.0	100.00%		
7	A Woodhouse	10	4.0	4.0	2.5	3.5	2.0	1.5	2.0	1.5	0.5	0.5	1.0	1.5	0.5	0.5	1.5	1.0	46.5	87.50%		
7	G Reynolds (M)	9	3.5	4.0	2.0	1.0	0.5	2.5	2.5	1.0	2.5	1.5	0.5	0.5	1.0	1.5	1.5	2.5	46.5	90.00%		
9	C Bowles	13	1.5	3.0	4.0	0.5	DNS	DNS	3.0	4.0	2.0	0.5	2.0	DNS	DNS	2.0	2.5	1.5	44.0	71.88%		
10	M Graham	6	2.0	3.0	3.0	2.0	1.5	2.0	1.5	2.5	1.0	1.5	1.5	0.5	1.5	DNS	DNS	0.5	38.5	71.88%		
10	S Gray (M)	2	2.0	2.0	2.0	3.0	0.5	1.5	1.5	0.5	1.5	1.0	DNS	1.0	3.5	1.5	1.5	1.5	38.5	90.00%		
12	J Crunden	7	3.0	2.5	4.0	3.0	DNS	DNS	2.5	1.0	2.0	2.0	1.5	1.0	3.0	1.0	0.5	DNS	37.5	81.48%		
13	C Blake	1	1.0	2.0	1.5	2.0	DNS	DNS	DNS	DNS	1.5	1.0	DNS	1.0	1.5	0.5	3.0	1.0	37.0	84.38%		
14	L Pateman	5	4.0	2.5	0.5	2.5	2.5	1.0	0.5	1.5	1.5	0.5	DNS	DNS	DNS	DNS	DNS	1.0	36.5	78.00%		
15	J Dudley (M)	2	3.0	1.0	2.5	2.0	1.5	1.5	1.5	0.5	0.5	1.5	1.5	1.5	0.5	DNS	DNS	1.5	34.5	92.59%		
16	D Latham	5	1.5	2.5	1.0	2.5	DNS	DNS	1.0	3.0	0.5	2.5	2.5	DNS	DNS	1.0	1.0	0.5	34.0	71.88%		
17	S Whittaker	5	DNS	DNS	DNS	DNS	DNS	DNS	1.0	2.0	DNS	DNS	0.5	2.0	1.5	1.5	2.0	1.5	32.0	73.33%		
17	J Wardle	4	4.0	0.5	3.0	3.5	1.5	1.0	1.0	1.5	1.0	2.5	DNS	0.5	0.5	DNS	DNS	3.0	32.0	68.97%		
19	N Jarram	5	2.0	4.0	3.5	4.0	DNS	DNS	0.5	3.0	DNS	DNS	1.0	DNS	DNS	3.0	2.5	DNS	30.5	55.17%		
19	S Goodlip (M)	10	DNS	DNS	DNS	DNS	2.0	0.5	2.0	0.5	DNS	DNS	DNS	1.0	1.0	DNS	DNS	2.0	30.5	56.25%		
21	D Turnbull	2	DNS	DNS	DNS	DNS	1.0	1.5	DNS	DNS	1.0	1.5	1.5	1.0	0.5	1.0	1.0	1.5	25.5	62.50%		
22	K Spink (M)	3	1.5	1.0	0.5	1.0	1.0	0.5	DNS	DNS	DNS	DNS	3.0	0.5	1.0	0.5	1.5	DNS	25.0	63.33%		
23	A Stevenson	2	3.5	2.0	3.5	3.0	DNS	DNS	DNS	DNS	DNS	DNS	DNS	DNS	DNS	DNS	DNS	DNS	23.0	34.38%		
24	M Dutton	2	1.5	3.5	2.0	1.5	DNS	DNS	DNS	DNS	DNS	DNS	DNS	DNS	DNS	DNS	DNS	DNS	19.0	31.25%		
25	B Johnson	3	2.5	3.5	4.0	4.0	DNS	DNS	DNS	DNS	1.5	2.5	DNS	DNS	DNS	DNS	DNS	DNS	18.0	37.50%		
26	P Rees (M)	1	0.5	3.5	1.0	1.5	DNS	DNS	DNS	DNS	DNS	DNS	DNS	DNS	DNS	DNS	DNS	DNS	13.5	25.00%		
27	M Blake	3	DNS	DNS	DNS	DNS	DNS	DNS	DNS	DNS	DNS	DNS	DNS	DNS	DNS	DNS	DNS	DNS	13.0	23.33%		
28	JT Hughes-Dowd	3	DNS	DNS	DNS	DNS	5.0	3.0	DNS	DNS	DNS	DNS	DNS	DNS	DNS	DNS	DNS	DNS	9.5	10.34%		
29	J Mills	1	DNS	DNS	DNS	DNS	DNS	DNS	DNS	DNS	DNS	DNS	DNS	DNS	DNS	DNS	DNS	DNS	8.0	22.22%		
30	L Hobson	1	DNS	DNS	DNS	DNS	DNS	DNS	DNS	DNS	DNS	DNS	1.0	1.5	1.5	0.5	1.5	0.0	6.0	100.00%		
31	A Turnbull	1	DNS	DNS	DNS	DNS	1.0	3.0	DNS	DNS	DNS	DNS	DNS	DNS	DNS	DNS	DNS	DNS	4.0	16.67%		
31	JJ Hughes-Dowd	1	DNS	DNS	DNS	DNS	1.0	0.5	DNS	DNS	DNS	DNS	DNS	DNS	DNS	DNS	DNS	DNS	3.0	10.71%		
32	M Blood	1	DNS	DNS	DNS	DNS	DNS	DNS	DNS	DNS	DNS	DNS	DNS	DNS	DNS	DNS	DNS	DNS	1.0	100.00%		
33	M Gretton	1	DNS	DNS	DNS	DNS	DNS	DNS	DNS	DNS	DNS	DNS	DNS	DNS	DNS	DNS	DNS	0.5	0.5	100.00%		
Pos	(Junior)	Wins	736	737	738	739	740	741	742	743	744	745	746	747	748	749	750	751	Points	Rate		
1	JJ Hughes-Dowd	20	2.5	0.5	4.0	3.5	2.0	2.0	2.0	2.0	2.0	2.0	1.5	1.5	2.0	2.0	2.0	1.5	59.0	93.75%		
2	L Whittaker	7	0.5	2.0	2.0	4.0	1.0	2.5	1.5	1.5	1.5	1.0	1.5	1.0	1.0	1.0	1.0	1.5	51.5	100.00%		
3	JT Hughes-Dowd	7	2.0	1.5	3.5	0.5	2.5	1.5	3.0	3.5	DNS	DNS	0.5	DNS	DNS	DNS	DNS	DNS	38.0	68.75%		
3	J Graham	5	3.0	1.5	1.5	3.0	1.0	1.5	1.5	1.0	1.5	1.5	3.0	DNS	DNS	DNS	DNS	0.5	38.0	65.63%		
5	J Woodhouse	4	2.0	2.5	0.5	2.0	1.5	1.0	0.5	1.0	1.0	1.5	2.0	2.0	1.5	1.5	1.5	1.0	37.5	84.38%		
6	B Crunden	6	4.0	3.5	3.0	1.5	DNS	DNS	1.0	0.5	2.5	2.5	1.0	0.5	0.5	0.5	0.5	DNS	35.5	81.48%		
7	M Blake	6	DNS	DNS	DNS	DNS	DNS	DNS	DNS	DNS	DNS	DNS	DNS	DNS	DNS	DNS	DNS	4.0	24.5	46.67%		
8	E Woodhouse	3	3.5	3.0	2.5	2.5	1.5	1.0	DNS	DNS	DNS	DNS	0.5	DNS	DNS	DNS	DNS	DNS	18.0	33.33%		
9	T Stevenson	2	1.0	4.0	1.0	1.0	DNS	DNS	DNS	DNS	DNS	DNS	DNS	DNS	DNS	DNS	DNS	DNS	13.0	28.13%		
10	Z Brazell	2	DNS	DNS	DNS	DNS	DNS	DNS	DNS	DNS	DNS	DNS	DNS	DNS	DNS	DNS	DNS	DNS	12.0	26.67%		
11	C Youart	1	DNS	DNS	DNS	DNS	DNS	DNS	DNS	DNS	DNS	DNS	DNS	DNS	DNS	DNS	DNS	1.0	1.0	100.00%		
Turn Up Rates			77.50%	77.50%	77.50%	77.50%	60.98%	60.98%	58.54%	58.54%	56.10%	56.10%	59.52%	52.38%	52.38%	52.38%	52.38%	60.00%	AVE	64.66%		

# Members' Statistics

## ADULT STATISTICS 1992-2025 - AFTER DHORC 751

Sheet 1 of 5 (Note: Highlighted Names are Current 2025 Members, CS = Best Consecutive Results)

MEETINGS (Junior & Adult)		RACES (Junior & Adult)		DRIVER RANKING		FINALS WON					
ATTENDED		COMPLETED		ADULT		ADULT					
Pos	ADULT (1st Race)	No	Pos	ADULT	No	Pos	SCORE	Pos	No	CS	
1	P REES (07Jul92)	710	1	P REES	3,964	1	* S GOODLIP	2,663	1	L PATEMAN	293 (5)
2	N SISMEY (07Jul92)	698	2	N SISMEY	3,735	2	* J SISMEY	2,750	2	P REES	255 (3)
3	L PATEMAN (01Sep92)	641	3	L PATEMAN	3,519	3	* W LANDER	2,838	3	S GOODLIP	204 (4)
4	G PEACH (07Jan97)	457	4	G PEACH	2,548	4	* A SMITH	3,125	4	N SISMEY	184 (2)
5	S GOODLIP (01Jun93)	432	5	S GOODLIP	2,215	5	* M CHADWICK	3,813	5	M CHADWICK	117 (3)
6	P BARBER	363	6	P BARBER	2,102	6	* C BOWLES	4,224	6	A SMITH	113 (5)
7	A McPEAKE	299	7	A BULLOCK	1,802	7	* R LITHERLAND	4,413	7	L SMITH	106 (3)
8	A BULLOCK	292	8	A McPEAKE	1,658	8	* J TAGUE	4,538	8	J SISMEY	103 (4)
9	M CHADWICK	287	9	R MASTERS	1,598	9	* T MEASHAM	5,113	9	G PEACH	102 (2)
10	R MASTERS	280	10	M CHADWICK	1,537	10	* J NEALE	5,200	10	D McPEAKE	77 (2)
11	N LAMBERT	289	11	C ROYTHORNE	1,513	11	0 L PATEMAN	5,613	11	L BLACKER	68 (3)
12	D TURNBULL (07Nov13)	256	12	N LAMBERT	1,479	12	* A TURNBULL	5,775	12	A McPEAKE	66 (2)
13	L SMITH (29May07) (302)	250	13	L SMITH (1,785)	1,433	13	* K LYE	6,063	12	A BULLOCK	66 (2)
14	C ROYTHORNE	249	14	D McPEAKE	1,366	14	* C ROYTHORNE	6,350	14	J TAGUE	64 (2)
15	D McPEAKE	245	15	R SEAMAN	1,313	15	* G PEACH	6,438	15	N LAMBERT	61 (2)
16	A SMITH (07Jul92)	243	16	J SISMEY (1,957)	1,303	16	* D GARBETT	6,450	15	M ALLSOPP	61 (3)
17	R SEAMAN	235	17	D TURNBULL	1,275	17	* A McPEAKE	6,488	17	R SEAMAN	60 (2)
18	J SISMEY (331)	211	18	M ALLSOPP	1,265	18	* N SISMEY	6,500	18	W LANDER	56 (2)
19	M ALLSOPP	203	19	A SMITH	1,092	19	* R SEAMAN	6,550	19	C ROYTHORNE	55 (2)
20	J LAMB	179	20	J LAMB	1,048	20	* P REES	6,650	20	R MASTERS	54 (2)
21	P LEVERS	166	21	S ANAND	976	21	* L SMITH	7,038	21	S ANAND	53 (3)
21	C BOWLES (28Mar95) (242)	166	22	P LEVERS	957	22	* R BLAKE	7,125	22	C BOWLES	51 (3)
23	J TAGUE	165	23	J LYMER	948	23	* T CHADWICK	7,250	23	J LAMB	49 (3)
24	S GRAY (10Apr18)	162	24	J TAGUE	858	23	* S ANAND	7,250	24	P LEVERS	48 (2)
25	S ANAND	154	25	K ALCOCK	848	25	* A BULLOCK	7,438	25	A HOLLIDAY	43 (3)
26	J LYMER	146	26	D EDWARDS	801	26	* M ALLSOPP	7,488	26	I BRENTNALL	41 (3)
27	L BLACKER (30Apr19)	145	27	C BOWLES (1,140)	738	27	* R CROSSLAND	8,175	26	P BARBER	41 (2)
28	D EDWARDS	139	28	G WESTON	682	28	* D McPEAKE	8,563	28	J LYMER	38 (2)
29	K ALCOCK	131	29	A HOLLIDAY	679	28	* L BLACKER	8,750	28	R LITHERLAND	38 (3)
30	B JOHNSON (29Mar94)	127	30	W LANDER	661	30	* D BRENTNALL	8,838	30	D TURNBULL	37 (3)
31	A HOLLIDAY	123	31	L EDWARDS	654	31	* K PAYNE	8,850	31	JJ HUGHES-DOWD	35 (4)
32	L EDWARDS	116	32	S GRAY	645	32	* J ROYTHORNE	8,938	32	B JOHNSON	34 (3)
33	S SMITH	115	33	J HOLMES	639	33	* JJ HUGHES-DOWD	9,000	33	G WESTON	33 (2)
33	R LAWSON (03Mar15)	115	34	B JOHNSON	598	34	* J LEVERS	9,063	34	K ALCOCK	30 (3)
35	G WESTON	113	35	L BLACKER	587	35	* D TURNBULL	9,088	34	A TURNBULL	30 (2)
36	C HENRY	109	36	S SMITH	581	36	* A DAVIES	9,138	36	D EDWARDS	29 (2)
36	D GARBETT	109	37	R LAWSON	577	37	* P LEVERS	9,188	36	D GARBETT	29 (2)
38	W LANDER	104	38	C HENRY	552	38	* J LYMER	9,288	38	R BLAKE	26 (2)
38	R LITHERLAND (21May13) (250)	104	39	D GARBETT	523	39	* S PANK	9,775	39	D BRENTNALL	25 (5)
40	J HOLMES	98	40	I BRENTNALL	511	40	* D PASSELL	9,850	39	M ROGERS	25 (3)
41	I BRENTNALL	94	41	R CROSSLAND	456	41	* J LAMB	10,063	39	J HOLMES	25
42	D HUGHES-DOWD (18Oct22)	92	42	T DINGLEY	455	42	* T DINGLEY	10,125	42	J NEALE	24 (2)
43	A TURNBULL (07Nov13) (240)	88	43	J ROYTHORNE	432	43	* D LATHAM	10,239	43	J LEVERS	22 (3)
44	T DINGLEY	87	44	A TURNBULL (1,294)	389	44	* B JOHNSON	10,289	43	R CROSSLAND	22 (2)
45	A WOODHOUSE (09Aug22)	84	45	R BLAKE	383	45	* S WHITTACKER	10,300	43	D HUGHES-DOWD	22 (2)
46	R CROSSLAND	81	46	R LITHERLAND (1,289)	372	46	* I BRENTNALL	10,325	46	S MINNIS	21 (3)
47	A STAMPER	76	47	A STAMPER	366	47	* M KNIGHTON	10,383	46	S PANK	21 (2)
48	S PANK	69	48	S PANK	364	48	* G WESTON	10,375	46	T DINGLEY	21
48	J ROYTHORNE	69	49	J LITHERLAND	362	49	* D EDWARDS	10,438	49	J ROYTHORNE	20 (2)
50	D LATHAM (21Feb23)	68	50	S MINNIS	356	50	* M ROGERS	10,463	50	C HENRY	19

(Driver Ranking = Average Position in Qualifying, Final Position, Fastest Lap & Race Laps Over Last 20 club nights)

## ADULT STATISTICS 1992-2025 - AFTER DHORC 751

Sheet 2 of 5 (Note: Highlighted Names are Current 2025 Members, CS = Best Consecutive Results)

MEETINGS (Junior & Adult)		RACES (Junior & Adult)		DRIVER		FINALS						
ATTENDED		COMPLETED		RANKING		WON						
Pos	ADULT (1st Race)	No	Pos	ADULT	No	Pos	ADULT	No	CS			
51	S MINNIS	67	51	J LEVERS	322	51	* S MINNIS	11.400	51	A FEARN	18	(2)
52	JJ HUGHES-DOWD (163)	66	52	A FEARN (380)	319	52	* JT HUGHES-DOWD	11.500	51	S GRAY	18	
53	R BLAKE	62	53	J NEALE	318	53	* J CRUNDEN	11.600	53	S LANDER	14	(2)
53	J LITHERLAND	62	54	M ROGERS	308	54	* D HUGHES-DOWD	11.746	54	T CHADWICK	13	(2)
53	A STEVENSON (18Oct22)	62	54	D HUGHES-DOWD	308	55	* A WOODHOUSE	11.988	55	J HITCHCOCK	12	(2)
56	J NEALE	60	56	M MARTINEZ	289	56	* S GRAY	12.163	55	P FOXLEY	12	(2)
57	M ROGERS	57	57	A WOODHOUSE	266	57	* J HOLMES	12.350	55	R LAWSON	12	
58	J LEVERS	53	58	K LYE	263	58	* A HOLLIDAY	12.463	55	A WOODHOUSE	12	
59	G SCHULE	52	59	G SCHULE	258	59	* K ALCOCK	12.613	55	D LATHAM	12	
59	M DUTSON (15Mar22)	52	60	C BULLOCK (639)	248	60	* A FEARN	12.625	60	T MEASHAM	11	
61	M GRAHAM (20Feb24)	51	61	D LATHAM	228	61	* M STURGESS	12.675	60	S SMITH	11	
62	A FEARN	49	62	D BRENTNALL	225	62	* N LAMBERT	12.950	60	H SMITH	11	
62	M MARTINEZ	49	62	T CHADWICK (999)	225	63	* P FOXLEY	12.963	60	J LAWSON	11	(3)
64	D OLIVER	45	64	D OLIVER	216	64	* H SMITH	13.138	60	JT HUGHES-DOWD	11	(2)
65	D WALKER	42	65	D WALKER	212	65	* G SCHULE	13.238	65	D WALKER	10	
65	K LYE	42	66	A DAVIES	211	66	* J TETLEY	13.313	65	D PASSELL	10	(2)
67	D BRENTNALL	41	67	T MEASHAM (758)	208	67	* J LAWSON	13.488	65	L EDWARDS	10	
68	A THOMPSON	39	68	M KNIGHTON	206	68	* C HENRY	13.763	68	S DUNN	9	(2)
69	M KNIGHTON	36	69	A STEVENSON	204	69	* D GREEN	13.850	68	K LYE	9	
69	T CHADWICK (183)	36	70	J CHELL	202	70	* M DUTSON	13.900	68	G REYNOLDS	9	
69	C BULLOCK (102)	36	71	D PASSELL	191	71	* R LAWSON	13.950	71	G LAMBERT	8	(4)
72	S DUNN	35	72	S DUNN	183	71	* S SMITH	13.950	71	J LITHERLAND	8	
73	D PASSELL	34	73	A THOMPSON	179	73	* M GRAHAM	13.975	71	C COOPER	8	
73	A DAVIES	34	74	P FOXLEY	172	74	* J LITHERLAND	14.125	74	R CHADWICK	7	(2)
75	T MEASHAM (126)	33	75	G LAMBERT	168	75	* C BLAKE	14.185	74	A DAVIES	7	
76	G LAMBERT	32	76	M STURGESS	163	76	* A STAMPER	14.300	74	J CRUNDEN	7	
76	P FOXLEY	32	77	M GRAHAM	162	77	* R MASTERS	14.325	77	M JUBB	6	
78	JT HUGHES-DOWD (81)	31	78	S SUMNER	157	78	* M HOLLAND	14.375	77	A STAMPER	6	
79	J CHELL	30	79	B BRUCE	148	79	* J DUDLEY	14.425	77	C BULLOCK	6	
80	M STURGESS	29	79	M DUTSON	148	80	* N CHATTLE	14.488	77	K PAYNE	6	
81	R HITCHCOCK	27	81	R CHADWICK	146	81	* B BRUCE	14.563	77	J TETLEY	6	(2)
81	R CHADWICK	27	82	J TETLEY	143	82	* A STEVENSON	14.588	77	T BALDOCK	6	
81	C BLAKE (07Jan25)	27	83	K PAYNE	140	83	* L EDWARDS	14.800	77	M GRAHAM	6	(2)
81	G REYNOLDS (18Feb25)	27	84	R HITCHCOCK	138	84	* C BULLOCK	15.138	84	C SCHOFIELD	5	(2)
85	S SUMNER	26	85	M HOLLAND	129	85	* D OLIVER	15.688	84	AJ McPEAKE	5	(2)
85	S WHITTAKER (26Nov24)	26	86	J HITCHCOCK	127	86	* G REYNOLDS	15.899	84	I HOLLAND	5	
87	B BRUCE	25	87	C SCHOFIELD	124	87	* S DUNN	15.963	84	M TANSLEY	5	
87	J DUDLEY (11Mar25)	25	88	I HOLLAND	120	88	* J WARDLE	15.988	84	D OLIVER	5	
89	C STANNARD	24	88	D GREEN	120	89	* A THOMPSON	16.063	84	D GREEN	5	
89	H SMITH (137)	24	90	N CHATTLE	119	90	* G LAMBERT	16.175	84	J CHELL	5	
89	J LAWSON (18Aug15) (108)	24	91	S LANDER	118	91	* S SUMNER	16.425	84	R JAMES	5	
92	I HOLLAND	23	91	C STANNARD	118	92	* M MARTINEZ	16.763	84	S WHITTAKER	5	
92	J HITCHCOCK	23	93	T HAGUES	111	93	* J CHELL	17.138	84	N JARRAM	5	
92	C SCHOFIELD	23	94	R JAMES	105	94	* C STANNARD	17.325	94	S REVITT	4	(2)
92	D GREEN	23	95	C CARRINGTON	100	95	* R HITCHCOCK	18.063	94	R HITCHCOCK	4	
92	M HOLLAND	23	96	M JUBB	99	96	* C SCHOFIELD	18.113	94	M KNIGHTON	4	
92	K PAYNE	23	97	JJ HUGHES-DOWD (416)	98	97	* D WALKER	18.163	94	M STURGESS	4	
98	J CRUNDEN (11Mar25)	22	98	C BRADFORD	97	98	* P BARBER	18.938	94	M BLOOD	4	
99	J TETLEY	21	99	G REYNOLDS	95	99	* J HITCHCOCK	21.388	99	S PATCHING	3	
100	N CHATTLE	20	100	P MELLOR	93	100	* R CHADWICK	22.013	99	C NORRIS	3	

## ADULT STATISTICS 1992-2025 - AFTER DHORC 751

Sheet 3 of 5 (Note: Highlighted Names are Current 2025 Members, CS = Best Consecutive Results)

MEETINGS (Junior & Adult)		RACES (Junior & Adult)		DRIVER		FINALS				
ATTENDED		COMPLETED		RANKING		WON				
Pos	ADULT (1st Race)	No	ADULT	No	ADULT	SCORE	Pos	ADULT	No	CS
100	J WARDLE (18Feb25)	20	101 S WHITTACKER	90	101 * I HOLLAND	22.288	99	J HENRY	3	
102	M JUBB	19	101 C BLAKE	90	N/A T BALDOCK	2.583	99	C CARRINGTON	3	
102	K SPINK (18Feb25)	19	103 J DUDLEY	83	N/A S REVITT	3.792	99	A HUGHES	3	
104	C CARRINGTON	18	104 N MAFFIN	82	N/A S LANDER	4.485	99	M HOLLAND	3	
104	T HAGUES	18	105 P COCKBILL	81	N/A AJ McPEAKE	6.859	99	C STANNARD	3	
106	N MAFFIN	17	106 D LEVERTON	75	N/A A HUGHES	6.792	99	M BLAKE	3	(2)
106	S LANDER	17	107 M TANSLEY	73	N/A S WHITE	8.000	99	K SPINK	3	
106	P MELLOR	17	108 J CRUNDEN	70	N/A C SLATER	9.250	99	C BLAKE	3	
106	C BRADFORD	17	109 YAN SHEN	68	N/A L HOBSON	9.542	99	J WARDLE	3	
106	C COOPER	17	110 J KELLY	67	N/A L BOWLES	10.357	110	H VD HEUVEL	2	(2)
111	P COCKBILL	16	111 J WARDLE	66	N/A S SIDDANS	10.417	110	J KELLY	2	
111	N JARRAM (18Feb25)	16	112 S REVITT	63	N/A J KELLY	10.500	110	C SLATER	2	(2)
113	R JAMES	15	112 M BLOOD	63	N/A J GRAHAM	10.625	110	YAN SHEN	2	
114	M TANSLEY	14	114 K SPINK	62	N/A J HENRY	11.000	110	I HALL	2	
114	L BOWLES (92)	14	115 M WATTS (130)	61	N/A F HOLMES	11.194	110	S SUMNER	2	
116	J KELLY	13	115 C COOPER	61	N/A C COOPER	11.500	110	B BRUCE	2	
116	D LEVERTON	13	117 J McDONALD (98)	60	N/A C ATKINSON	12.125	110	C BRADFORD	2	
118	S REVITT	12	118 W BLURTON	58	N/A M BLOOD	12.250	110	M MARTINEZ	2	
118	P PURKIS	12	118 F HOLMES (827)	58	N/A J MELLOR	12.650	110	L BOWLES	2	
118	M WATTS (25)	12	120 I HALL	57	N/A A DOBBINS	12.925	110	A STEVENSON	2	
118	T STACEY	12	120 T STACEY	57	N/A P WRIGHT	13.200	110	J DUDLEY	2	
122	AJ McPEAKE (78)	11	122 N JARRAM	55	N/A T STACEY	13.271	110	M DUTSON	2	
122	YAN SHEN	11	123 T CASH	54	N/A P ZIMMERMAN	13.500	123	R GILLARD	1	
124	R GILLARD	10	124 N WRIGHT	52	N/A M TANSLEY	13.500	123	D ROYTHORNE	1	
124	A DOBBINS	10	125 AJ McPEAKE (378)	50	N/A L COPLEY	13.500	123	P COCKBILL	1	
124	I HALL	10	125 T BALDOCK	50	N/A N WRIGHT	13.556	123	J JOHNSON	1	
124	J McDONALD (16)	10	127 R GILLARD	49	N/A C WILKINSON	14.083	123	G SCHULE	1	
128	N WRIGHT	9	127 A DOBBINS	49	N/A C CARRINGTON	14.111	123	M WATTS	1	
128	M BLOOD (14Aug12)	9	127 D KENNING	49	N/A N JARRAM	14.219	123	B GEBAUERS	1	
128	T BALDOCK	9	130 P PURKIS	47	N/A K SPINK	14.474	123	G CLARK	1	
128	T CASH	9	131 A LEE	46	N/A K JEFFRIES	14.688	123	L COPLEY	1	
128	F HOLMES (139)	9	131 Z MIDDLETON	46	N/A Da BUCKLEY	14.844	123	A DOBBINS	1	
133	C NORRIS	8	133 Da BUCKLEY	43	N/A S ALLDREAD	14.917	123	C WILKINSON	1	
133	Da BUCKLEY	8	133 J LAWSON (459)	43	N/A B COOK	15.000	123	R HILL	1	
133	W BLURTON	8	135 A HUGHES (414)	42	N/A J FLETCHER	15.125	123	N CHATTLE	1	
133	D KENNING	8	135 H SMITH (637)	42	N/A J MILLS	15.417	123	C ATKINSON	1	
137	S PATCHING	7	135 JT HUGHES-DOWD (205)	42	N/A W BLURTON	15.438	123	A THOMPSON	1	
137	G CLARK	7	138 P WRIGHT	40	N/A R HEATON	15.500	123	A LEE	1	
137	J HENRY (134)	7	139 G CLARK	39	N/A R GILLARD	15.575	123	D LLOYD	1	
137	R HILL	7	140 S PATCHING	38	N/A R JAMES	16.617	123	Z MIDDLETON	1	
137	L ELMORE	7	140 C NORRIS	38	N/A G CLARK	15.750	123	T STACEY	1	
137	M BLAKE (21)	7	142 J HENRY (895)	37	N/A L HENDERSON	15.750	123	F HOLMES	1	
143	D HARROP	6	143 C WILKINSON	35	N/A A LEE	15.833	123	J McDONALD	1	
143	D HART	6	143 YUAN ZHI	35	N/A D LEVERTON	15.846	123	J GRAHAM	1	
143	P WRIGHT	6	143 L ELMORE	35	N/A R SPENCER	15.850	123	J MILLS	1	
143	C WILKINSON	6	146 D BUCKLEY	33	N/A YUAN ZHI	15.875				
143	A HUGHES (67)	6	147 R HILL	32	N/A R HILL	16.071				
143	Ch HOLLAND	6	148 D HART	30	N/A S KERR	16.083				
143	D BUCKLEY	6	148 D HARROP	30	N/A P COCKBILL	16.156				
143	YUAN ZHI	6	148 Ch HOLLAND	30	N/A D LLOYD	16.167				

## ADULT STATISTICS 1992-2025 - AFTER DHORC 751

Sheet 4 of 5 (Note: Highlighted Names are Current 2025 Members, CS = Best Consecutive Results)

MEETINGS (Junior & Adult)		RACES (Junior & Adult)				DRIVER		FINALS				
ATTENDED		COMPLETED				RANKING		WON				
Pos	ADULT (1st Race)	No	Pos	ADULT	No	Pos	ADULT	SCORE	Pos	ADULT	No	CS
143	A LEE	6	151	St BOWMAN	29	N/A	S PATCHING	16.179				
143	Z MIDDLETON	6	151	C BLURTON	29	N/A	Z MIDDLETON	16.250				
143	S KERR	6	153	R SPENCER	28	N/A	J McDONALD	16.375				
143	J MILLS (11Mar25)	6	154	C ATKINSON	27	N/A	D KENNING	16.469				
143	L HOBSON (21Oct25)	6	155	K JEFFRIES	26	N/A	L HAYMES	16.500				
156	R SPENCER	5	156	L COPLEY	25	N/A	M BLAKE	16.607				
156	J MELLOR (87)	5	156	D LLOYD	25	N/A	M WATTS	16.625				
156	C BLURTON	5	158	S SIDDONS	23	N/A	C NORRIS	16.714				
159	B GEBAUERS	4	158	J MILLS	23	N/A	T CASH	16.889				
159	C ROBINSON	4	160	S KERR	22	N/A	G HADDON	17.000				
159	S HENDRY	4	161	B GEBAUERS	21	N/A	D HARROP	17.500				
159	C ATKINSON	4	161	L HOBSON	21	N/A	St BOWMAN	17.500				
159	K JEFFRIES	4	163	C ROBINSON	20	N/A	YAN SHEN	17.636				
159	W PARKIN	4	163	S HENDRY	20	N/A	I HALL	17.650				
159	St BOWMAN	4	165	L BOWLES (372)	19	N/A	L ZHOU	17.750				
166	H VD HEUVEL	3	166	W PARKIN	17	N/A	C ROBINSON	18.000				
166	J JOHNSON	3	167	J JOHNSON	16	N/A	N MAFFIN	18.103				
166	S ALLDREAD	3	167	J MELLOR (497)	16	N/A	D HART	18.208				
166	L COPLEY	3	169	S ALLDREAD	15	N/A	T HAGUES	18.236				
166	S SIDDONS	3	169	S BENNETT	15	N/A	C BRADFORD	18.279				
166	D LLOYD	3	171	H VD HEUVEL	14	N/A	D BUCKLEY	18.333				
166	S BENNETT	3	171	P ZIMMERMANN	14	N/A	J ASHCROFT	18.375				
173	D ROYTHORNE	2	171	L HENDERSON	14	N/A	B FAHRNER	18.750				
173	J ASHCROFT	2	174	D ROYTHORNE	11	N/A	Ch HOLLAND	18.792				
173	A CARTER	2	175	J ASHCROFT	10	N/A	C BLURTON	18.800				
173	B FAHRNER	2	175	A CARTER	10	N/A	B GEBAUERS	18.875				
173	L ZHOU	2	175	B FAHRNER	10	N/A	S HENDRY	19.188				
173	B COOK	2	175	B COOK	10	N/A	M GRETTON	19.250				
173	J FLETCHER	2	175	J FLETCHER	10	N/A	D ROYTHORNE	19.375				
173	L HAYMES	2	175	L HAYMES	10	N/A	M JUBB	19.408				
173	J GRAHAM (32)	2	175	M BLAKE (69)	10	N/A	S BENNETT	19.417				
182	S WHITE	1	182	L ZHOU	9	N/A	J JOHNSON	19.500				
182	P DUNNE	1	183	C SLATER	7	N/A	A HARTLEY	19.750				
182	A HARTLEY	1	184	T MAKUNI	6	N/A	W PARKIN	19.813				
182	C SLATER	1	185	S WHITE	5	N/A	T MAKUNI	20.000				
182	P ZIMMERMANN	1	185	R HEATON	5	N/A	P DUNNE	20.750				
182	L HENDERSON	1	185	A HARTLEY	5	N/A	P MELLOR	20.882				
182	G HADDON (26)	1	185	G HADDON (143)	5	N/A	A CARTER	21.625				
182	T MAKUNI	1	185	M GRETTON	5	N/A	L ELMORE	21.786				
182	M GRETTON (18Dec25)	1	190	P DUNNE	4	N/A	P PURKIS	22.667				
182	R HEATON	1	191	J GRAHAM (97)	3	N/A	H VD HEUVEL	22.917				

**ADULT STATISTICS 1992-2025, AFTER DHORC 751**

Sheet 5 of 5 (Note: Highlighted Names are Current 2025 Members, CS = Best Consecutive Results)

POLES				IQR's				WINS				FASTEST LAPS				BEST RACE LAPS				CHAMPIONSHIPS		
Pos	ADULT	No	CS	Pos	ADULT	No	CS	Pos	ADULT	No	CS	Pos	ADULT	No	CS	Pos	ADULT	No	CS	YEAR	ADULT	
1	L PATEMAN	132	(7)	1	L PATEMAN	521	(18)	1	L PATEMAN	124	(4)	1	L PATEMAN	294	(14)	1	L PATEMAN	192	(8)	1992	N SISMEY	
2	S GOODLIP	106	(7)	2	N SISMEY	402	(5)	2	S GOODLIP	104	(5)	2	A SMITH	91	(6)	2	A SMITH	98	(4)	1993	J TAGUE	
3	M CHADWICK	101	(9)	3	S GOODLIP	374	(6)	3	N SISMEY	86	(4)	3	S GOODLIP	77	(5)	3	N SISMEY	91	(5)	1994	J TAGUE	
4	A SMITH	98	(5)	4	M CHADWICK	304	(10)	4	M CHADWICK	83	(7)	4	N SISMEY	52	(4)	4	S GOODLIP	88	(5)	1995	J TAGUE (3)	
5	N SISMEY	86	(3)	5	A SMITH	231	(7)	5	A SMITH	80	(4)	5	J TAGUE	48	(5)	5	M CHADWICK	86	(3)	1996	M CHADWICK	
6	J SISMEY	50	(4)	6	J SISMEY	219	(8)	6	J SISMEY	59	(3)	6	J SISMEY	38	(4)	6	J SISMEY	39	(3)	1997	M CHADWICK	
7	W LANDER	42	(11)	7	W LANDER	183	(16)	7	W LANDER	41	(9)	7	W LANDER	28	(9)	7	W LANDER	37	(11)	1998	N SISMEY	
8	J TAGUE	28	(4)	8	J TAGUE	126	(5)	8	P REES	34	(2)	8	M CHADWICK	22	(2)	8	J TAGUE	28	(3)	1999	N SISMEY	
9	P REES	21	(2)	9	P REES	109	(3)	9	J TAGUE	28	(4)	9	P REES	14	(3)	8	P REES	28	(2)	2000	M CHADWICK	
10	A McPEAKE	19		10	A McPEAKE	101	(4)	10	A McPEAKE	16	(2)	10	A McPEAKE	13	(2)	10	A McPEAKE	13		2001	M CHADWICK	
11	J LYMER	14		11	J NEALE	45	(6)	11	J LYMER	13	(2)	11	J NEALE	8	(2)	11	L SMITH	12	(2)	2002	S GOODLIP	
12	J NEALE	9	(3)	12	L SMITH	39	(3)	12	C BOWLES	11	(2)	11	L SMITH	8		12	D GARBETT	7		2003	L PATEMAN	
13	L SMITH	7		13	J LYMER	36	(3)	13	J NEALE	9	(2)	13	C BOWLES	9	(2)	13	J NEALE	6		2004	L PATEMAN	
14	T BALDOCK	5	(2)	14	D GARBETT	30	(3)	14	S ANAND	5		14	C ROYTHORNE	6		13	M ALLSOPP	6		2005	M CHADWICK (5)	
14	D GARBETT	5		15	S ANAND	25	(2)	14	M ALLSOPP	5		15	D GARBETT	5		13	C BOWLES	6	(2)	2006	W LANDER	
14	R LITHERLAND	5		16	M ALLSOPP	21	(2)	14	T BALDOCK	5		16	T BALDOCK	4		16	J LYMER	5		2007	W LANDER	
14	C BOWLES	5		17	T BALDOCK	19	(8)	17	R LITHERLAND	6	(2)	16	T CHADWICK	4		17	T CHADWICK	4		2008	W LANDER (3)	
18	S ANAND	3		18	G PEACH	18	(3)	18	C ROYTHORNE	4		16	A BULLOCK	4		17	T BALDOCK	4	(2)	2009	J SISMEY	
18	S REVITT	3	(2)	19	A TURNBULL	15	(2)	18	L SMITH	4	(2)	19	D BRENTNALL	3		17	JJ HUGHES-DOWD	4		2010	L PATEMAN	
18	P LEVERS	3		19	R LITHERLAND	15	(2)	18	D GARBETT	4		19	G PEACH	3		20	S ANAND	3		2011	L PATEMAN	
18	J LAMB	3		21	C BOWLES	13	(2)	18	A TURNBULL	4		19	J LYMER	3		21	R LITHERLAND	4		2012	L PATEMAN (5)	
22	S LANDER	2		22	C ROYTHORNE	12	(2)	22	S LANDER	3		19	J LAMB	3		22	S REVITT	2	(2)	2013	J SISMEY	
22	D McPEAKE	2		22	S LANDER	12	(2)	22	G PEACH	3		19	R LITHERLAND	3	(2)	22	D BRENTNALL	2		2014	J SISMEY (3)	
22	A BULLOCK	2		24	D McPEAKE	11		22	JJ HUGHES-DOWD	3		24	S REVITT	2		22	D McPEAKE	2		2015	N SISMEY (4)	
22	C ROYTHORNE	2		25	S REVITT	10	(5)	25	S REVITT	2		24	A DAVES	2	(2)	22	R BLAKE	2		2016	S GOODLIP	
22	G PEACH	2	(2)	25	T CHADWICK	10		25	AJ McPEAKE	2		24	A TURNBULL	2		22	K LYE	2		2017	S GOODLIP	
22	A TURNBULL	2		25	A BULLOCK	10	(3)	25	R SEAMAN	2		24	B JOHNSON	2		22	P LEVERS	2		2018	S GOODLIP	
22	M DUTSON	2	(2)	28	T MEASHAM	9		25	D McPEAKE	2		28	M ROGERS	1		22	J LAMB	2		2019	A SMITH	
29	T MEASHAM	1		28	P LEVERS	9		25	T CHADWICK	2		28	I BRENTNALL	1		22	C ROYTHORNE	2		2020	N/A	
29	K LYE	1		28	J LAMB	9	(3)	25	J LAMB	2		28	AJ McPEAKE	1		22	G PEACH	2		2021	A SMITH	
29	A DAVES	1		31	N LAMBERT	7		25	A WOODHOUSE	2	(2)	28	D McPEAKE	1		22	A TURNBULL	2		2022	A SMITH	
29	JJ HUGHES-DOWD	1		32	T DINGLEY	6		32	K LYE	1		28	S LANDER	1		22	A WOODHOUSE	2	(2)	2023	S GOODLIP (5)	
29	D HUGHES-DOWD	1		33	AJ McPEAKE	5	(2)	32	R HILL	1		28	R SEAMAN	1		33	M ROGERS	1		2024	A SMITH	
29	C BLAKE	1		33	R SEAMAN	5	(3)	32	R BLAKE	1		28	G WESTON	1		33	S MINNIS	1		2025	A SMITH (5)	
				33	J LEVERS	5		32	P LEVERS	1		28	T MEASHAM	1		33	I BRENTNALL	1				
				36	M ROGERS	4		32	J ROYTHORNE	1		28	J LEVERS	1		33	S PANK	1				
				36	S MINNIS	4		32	S SMITH	1		28	R BLAKE	1		33	T DINGLEY	1				
				36	K LYE	4						28	S ANAND	1		33	S LANDER	1				
				39	D BRENTNALL	3						28	P LEVERS	1		33	G WESTON	1				
				39	R BLAKE	3						28	J ROYTHORNE	1		33	J LEVERS	1				
				39	R CROSSLAND	3						28	K ALCOCK	1		33	R HILL	1				
				42	I BRENTNALL	2						28	JJ HUGHES-DOWD	1		33	S SUMNER	1				
				42	R MASTERS	2						28	M GRAHAM	1		33	R CROSSLAND	1				
				42	M DUTSON	2	(2)					28	D HUGHES-DOWD	1		33	J ROYTHORNE	1				
				45	P FOXLEY	1						28	C BLAKE	1		33	S SMITH	1				
				45	S PANK	1																
				45	G WESTON	1																
				45	A FEARN	1																
				45	K PAYNE	1																
				45	J ROYTHORNE	1																
				45	K ALCOCK	1																
				45	A DAVES	1																
				45	JJ HUGHES-DOWD	1																
				45	J CHELL	1																
				45	D HUGHES-DOWD	1																
				45	C BLAKE	1																

IQR Means Individual Qualifying Rounds I.E. Yellow, Green, Red and Blue Lane on a Normal Club Night

**JUNIOR STATISTICS 1992-2025 - AFTER DHORC 751**

Sheet 1 of 4 (Note: Highlighted Names are Current 2025 Members, CS = Best Consecutive Results)

MEETINGS ATTENDED		RACES COMPLETED		DRIVER RANKING		FINALS WON						
Pos	JUNIOR (1st Race)	No	Pos	JUNIOR	No	Pos	JUNIOR	No	CS			
1	A TURNBULL	152	1	R LITHERLAND	917	1	* L SMITH	1.113	1	R LITHERLAND	61	(5)
1	R LITHERLAND	152	2	A TURNBULL	905	2	* A HUGHES	1.175	2	J HENRY	59	(3)
3	T CHADWICK	147	3	L TURNBULL	807	3	* AJ McPEAKE	1.275	3	JJ HUGHES-DOWD	57	(2)
4	L TURNBULL	133	4	T CHADWICK	774	4	* J MELLOR	1.400	4	A HALL	56	
5	F HOLMES	130	5	F HOLMES	789	5	* J HENRY	1.438	4	A TURNBULL	56	(2)
6	G REYES-ENGLAND	128	6	G REYES-ENGLAND	786	6	* A HALL	1.475	6	T CHADWICK	51	
7	J HENRY	127	7	J HENRY	658	7	* R LITHERLAND	1.600	7	J SISMEY	47	
8	J SISMEY	120	8	J SISMEY	654	8	* L BOWLES	1.613	8	L BOWLES	40	
9	H SMITH	113	9	Z ROYTHORNE	602	9	* T MEASHAM	1.638	9	H SMITH	37	(2)
10	R REES	103	10	H SMITH	595	10	* A TURNBULL	1.663	10	J MELLOR	36	
11	Z ROYTHORNE	100	11	T MEASHAM	550	11	* JJ HUGHES-DOWD	1.675	11	L SMITH	33	
12	JJ HUGHES-DOWD (18Oct22)	97	12	L BROOKS	539	12	* T CHADWICK	1.825	12	P CONNALLY	32	(2)
13	P CONNALLY	95	13	B ROYTHORNE	504	13	* J SISMEY	1.838	13	M MINNIS	31	(2)
14	C BRENTNALL	94	14	P CONNALLY	500	14	* M MINNIS	2.000	13	A HUGHES	31	
15	T MEASHAM	93	15	A HALL	490	15	* J PATEMAN	2.025	15	AJ McPEAKE	30	(2)
16	B ROYTHORNE	84	16	C BRENTNALL	486	16	* P CONNALLY	2.175	15	C BRENTNALL	30	(2)
16	J LAWSON (18Aug15)	84	17	J MELLOR	481	17	* C BRENTNALL	2.275	15	J PATEMAN	30	
18	L BROOKS	83	18	R REES	467	18	* C BULLOCK	2.300	15	G REYES-ENGLAND	30	
18	J WOODHOUSE (08Aug22)	83	19	J PATEMAN	428	19	* C BOWLES	2.313	19	C BOWLES	28	
20	J MELLOR	82	20	J LAWSON	416	N/A	L CAPEWELL	2.438	19	L TURNBULL	28	(2)
21	A HALL	80	21	C BOWLES	402	21	* K ASHWORTH	2.613	21	F HOLMES	26	
22	C BOWLES	78	22	C BULLOCK	391	N/A	S GILLARD	2.725	22	B ROYTHORNE	25	(2)
22	L BOWLES	78	23	K LEVERS	381	23	* N GULL	2.763	22	Z ROYTHORNE	25	(3)
24	T PANK	74	24	T PANK	378	24	* T PANK	2.800	24	R REES	24	
25	J PATEMAN	71	25	A HUGHES	372	25	* J LAWSON	2.813	25	J STEVENSON	23	
26	M MINNIS	68	25	Ca HOLLAND	372	N/A	M WARREN	2.817	25	T MEASHAM	23	(3)
27	C BULLOCK	66	27	J MARTINEZ	369	27	* J WOODHOUSE	2.975	25	J LAWSON	23	(2)
27	K LEVERS	66	28	L BOWLES	353	27	* H SMITH	2.975	28	L BROOKS	21	(2)
29	AJ McPEAKE	65	29	L SMITH	352	29	* Z ROYTHORNE	3.038	29	T PANK	20	
30	T STEVENSON (18Oct22)	62	29	M LITHERLAND	352	30	* JT HUGHES-DOWD	3.113	30	K LEVERS	15	
31	A HUGHES	61	31	M MINNIS	343	31	* K LEVERS	3.125	30	JT HUGHES-DOWD	15	
31	Ca HOLLAND	61	32	AJ McPEAKE	326	32	* K ALI	3.188	30	J WOODHOUSE	15	
33	J MARTINEZ	59	33	B BROOKS	325	33	* L TURNBULL	3.238	33	D BARKER	14	
34	L SMITH	55	34	JJ HUGHES-DOWD	318	34	* B ROYTHORNE	3.250	33	M LITHERLAND	14	
35	J STEVENSON	54	35	D PAUL	308	35	* P WALKER	3.325	35	J MARTINEZ	13	
36	M LITHERLAND	53	36	L CHADWICK	277	36	* J THOMPSON	3.400	36	C DAVENPORT	12	
37	D BARKER	51	37	J STEVENSON	276	N/A	A WATHEY	3.545	36	K ALI	12	
37	B BROOKS	51	38	J WOODHOUSE	274	N/A	K JACKSON	3.563	36	D PAUL	12	(2)
39	JT HUGHES-DOWD (20Feb24)	50	39	D BARKER	266	N/A	T REES	3.667	39	M McNULTY	10	
40	D PAUL	49	40	P MARTIN	263	40	* J LISTER	3.700	39	P MARTIN	10	
41	S SCHULE	47	41	S BOWMAN	244	41	* T GREEN	3.725	39	S BOWMAN	10	
41	L CHADWICK	47	42	P WALKER	236	42	* P MARTIN	3.763	39	T STEVENSON	10	
41	J GRAHAM (20Feb24)	47	43	S SCHULE	234	42	* R COOK	3.763	43	G HADDON	9	
44	P WALKER	46	43	J LISTER	234	44	* C DAVENPORT	3.775	43	T GREEN	9	
45	P MARTIN	45	45	J HAGUES	221	45	* S SLATER	3.813	43	N GULL	9	
46	J LISTER	41	46	T STEVENSON	219	N/A	S TAGUE	3.813	43	M BRADLEY	9	
46	S BOWMAN	41	47	R COOK	197	N/A	A FEARN	3.850	43	J THOMPSON	9	
48	E WOODHOUSE (31Jan23)	39	48	M BRADLEY	194	48	* B CRUNDEN	3.875	43	J GRAHAM	9	
49	J HAGUES	38	49	D JACKSON	190	49	* K SCHOFIELD	3.888	49	K SCHOFIELD	8	
50	L WHITTAKER (26Nov24)	36	50	I BRADLEY	189	N/A	E DOYLE	3.895	49	L CHADWICK	8	

(Driver Ranking = Average Position in Qualifying, Final Position, Fastest Lap & Race Laps Over Last 20 club nights)

## JUNIOR STATISTICS 1992-2025 - AFTER DHORC 751

Sheet 2 of 4 (Note: Highlighted Names are Current 2025 Members, CS = Best Consecutive Results)

MEETINGS ATTENDED		RACES COMPLETED		DRIVER RANKING			FINALS WON					
Pos	JUNIOR (1st Race)	No	Pos	JUNIOR	No	Pos	JUNIOR	SCORE	Pos	JUNIOR	No	CS
51	K ALI	30	51	K ALI	185	N/A	N ZIMMERMANN	3.989	49	C BULLOCK	8	
52	M McNULTY	29	51	E JACKSON	185	52	* K COOK	4.050	49	B BROOKS	8	(2)
52	J BULLOCK	29	53	N BRADFORD	172	53	* J GRAHAM	4.100	49	Ca HOLLAND	8	
52	R COOK	29	54	A BRADFORD	169	N/A	R LEY	4.103	49	H TAYLOR	8	
52	A OXSPRING	29	55	M SEO	163	N/A	Z BRAZELL	4.156	55	R LEY	7	
52	I BRADLEY	29	55	K COOK	163	N/A	C CLARK	4.179	55	A CHATTLE	7	
52	M BRADLEY	29	55	A OXSPRING	163	57	* F HOLMES	4.250	55	A BRADFORD	7	
52	D JACKSON	29	55	S ROYTHORNE	163	57	* L WHITTAKER	4.250	55	L WHITTAKER	7	
59	C DAVENPORT	28	55	JT HUGHES-DOWD	163	N/A	D SPENCER	4.375	59	S SLATER	6	(2)
59	E HENRY	28	60	N GULL	156	N/A	N BLACK	4.375	59	P WALKER	6	(2)
59	E JACKSON	28	61	J GRAHAM	155	N/A	M BUCKLEY	4.417	59	G CONNALLY	6	
62	K SCHOFIELD	27	62	M McNULTY	154	N/A	M WESTON	4.438	59	E HENRY	6	
63	N GULL	26	62	J PERRY	154	N/A	T KERR	4.458	59	R COOK	6	
63	N BRADFORD	26	64	R HUGHES	151	64	* G HADDON	4.500	59	E JACKSON	6	
65	G HADDON	25	65	J BULLOCK	150	N/A	L BLAKE	4.500	59	D JACKSON	6	(2)
65	A BRADFORD	25	66	C DAVENPORT	149	N/A	M YEOMANS	4.563	59	T JAMES	6	(2)
65	S ROYTHORNE	25	67	K SCHOFIELD	144	67	* E HENRY	4.650	59	J HAGUES	6	(2)
68	K COOK	24	68	E HENRY	143	68	* G REYES-ENGLAND	4.738	59	B CRUNDEN	6	
68	J PERRY	24	69	G HADDON	138	69	* A OXSPRING	4.750	59	M BLAKE	6	(2)
68	J THOMPSON	24	70	A CHATTLE	136	70	* R REES	4.800	70	L HAWLEY	5	
71	A CHATTLE	23	71	L STOTT-ZAFIROPOULOS	135	N/A	M BLAKE	4.821	70	J BULLOCK	5	
71	L STOTT-ZAFIROPOULOS	23	72	H TAYLOR	134	72	* M BRADLEY	4.900	70	A HARTLEY	5	(2)
71	J ELMORE	23	73	K ASHWORTH	132	73	* T STEVENSON	4.938	70	B CARRINGTON	5	
74	J WATSON	22	73	J ELMORE	132	74	* D BARKER	5.038	70	K ASHWORTH	5	
74	R MAFFIN	22	75	T JAMES	131	N/A	I MATTHEWS	5.075	70	M WARREN	5	
74	T GREEN	22	76	E STOTT-ZAFIROPOULOS	130	N/A	J DOBBINS	5.083	70	K COOK	5	
74	R HUGHES	22	77	B RILEY	124	N/A	N McDONALD	5.114	70	N BRADFORD	5	
74	E STOTT-ZAFIROPOULOS	22	78	E WOODHOUSE	122	78	* J STEVENSON	5.125	70	I PAUL	5	(2)
74	B CRUNDEN (11Mar25)	22	78	L WHITTAKER	122	N/A	A HARTLEY	5.212	79	A REES	4	
80	K ASHWORTH	21	80	T GREEN	119	80	* E WOODHOUSE	5.238	79	J WATSON	4	
80	H TAYLOR	21	81	S MARTINEZ	117	81	* R HUGHES	5.275	79	T SHARP	4	
80	S MARTINEZ	21	82	J WATSON	113	N/A	B REES	5.350	79	M WATTS	4	
83	S SLATER	20	83	R MAFFIN	109	N/A	J MOSEDALE	5.462	79	J LISTER	4	
83	T SHARP	20	84	S SLATER	108	84	* J ELMORE	5.600	79	B JEFFRIES	4	
83	S MAFFIN	20	84	B CARRINGTON	108	84	* J MARTINEZ	5.600	79	E STOTT-ZAFIROPOULOS	4	
83	T JAMES	20	86	T SHARP	103	86	* M SEO	5.675	79	L STOTT-ZAFIROPOULOS	4	
87	B RILEY	19	86	J GRATTON	103	N/A	M WILLIS	5.750	79	J ELMORE	4	
87	E DOYLE	19	88	S MAFFIN	99	N/A	B CARRINGTON	5.847	79	S ROYTHORNE	4	
89	B CARRINGTON	18	89	M WARREN	98	89	* A CHATTLE	5.863	79	E DOYLE	4	
90	R LEY	17	90	F McCANDLESS	96	N/A	C YOUART	6.000	90	A PANK	3	
90	G CONNALLY	17	91	R LEY	92	91	* L CHADWICK	6.025	90	C CLARK	3	
90	J GRATTON	17	91	J THOMPSON	92	92	* J WATSON	6.063	90	R HUGHES	3	
93	A HARTLEY	15	93	G CONNALLY	91	93	* M LITHERLAND	6.250	90	J PERRY	3	
93	J MOSEDALE	15	94	A HARTLEY	83	94	* M McNULTY	6.288	90	J BLURTON	3	
93	M WARREN	15	95	B CRUNDEN	75	95	* J BULLOCK	6.300	95	C WOODCOCK	2	
96	M BLAKE (28Jan25)	14	96	A WATHEY	72	N/A	J McDONALD	6.458	95	Mat McNULTY	2	
97	C KAVANAGH	13	96	J MOSEDALE	72	N/A	B JEFFRIES	6.472	95	J MOSEDALE	2	
97	M WATTS	13	96	B JEFFRIES	72	98	* B BROOKS	6.488	95	D SPENCER	2	
99	J DOBBINS	12	99	M WATTS	69	99	* D PAUL	6.550	95	N ZIMMERMANN	2	
99	F McCANDLESS	12	100	I PAUL	68	N/A	L BELL	6.550	95	A OXSPRING	2	

**JUNIOR STATISTICS 1992-2025 - AFTER DHORC 751**

Sheet 3 of 4 (Note: Highlighted Names are Current 2025 Members, CS = Best Consecutive Results)

MEETINGS ATTENDED			RACES COMPLETED			DRIVER RANKING			FINALS WON			
Pos	JUNIOR (1st Race)	No	Pos	JUNIOR	No	Pos	JUNIOR	SCORE	Pos	JUNIOR	No	CS
101	A PANK	11	101	C KAVANAGH	65	N/A	D GEBAUERS	6.750	95	L BLAKE	2	
101	A WATHEY	11	101	E DOYLE	65	N/A	D NEALE	7.083	95	D JEFFRIES	2	(2)
101	N McDONALD	11	103	D JEFFRIES	62	N/A	L HAWLEY	7.083	95	J GRATTON	2	
104	S GILLARD	10	104	A FEARN	61	104	* D JACKSON	7.088	95	F McCANDLESS	2	
104	A FEARN	10	104	I MATTHEWS	61	N/A	D JEFFRIES	7.111	95	I BRADLEY	2	
104	I MATTHEWS	10	106	J DOBBINS	60	N/A	Mat McNULTY	7.167	95	E PAUL	2	(2)
107	L HAWLEY	9	107	A PANK	58	N/A	C BARTLETT	7.344	95	B RILEY	2	
107	D NEALE	9	108	N McDONALD	57	N/A	J GRATTON	7.426	95	J McDONALD	2	
107	C WOODCOCK	9	109	J BLURTON	56	109	* H TAYLOR	7.513	95	T KERR	2	
107	Mat McNULTY	9	110	Ca BLURTON	55	N/A	M WATTS	7.519	95	E WOODHOUSE	2	
107	B JEFFRIES	9	110	M BLAKE	55	111	* S SCHULE	7.825	95	Z BRAZELL	2	
107	D JEFFRIES	9	112	E PAUL	54	112	* S BOWMAN	8.050	112	S GILLARD	1	
107	I PAUL	9	113	N ZIMMERMANN	51	N/A	C WOODCOCK	8.056	112	C KAVANAGH	1	
107	E PAUL	9	114	S GILLARD	50	114	* E STOTT-ZAFIROPOULOS	8.063	112	D NEALE	1	
115	M SEO	8	114	L HAWLEY	50	115	* S MAFFIN	8.275	112	A MILNER	1	
115	TI REES	8	116	S LIVESY	49	N/A	R FREEMAN	8.417	112	T REES	1	
115	C BARTLETT	8	117	C BARTLETT	48	117	* L BROOKS	8.475	112	R MAFFIN	1	
115	Ca BLURTON	8	118	Mat McNULTY	47	N/A	H MOHAMMED	8.500	112	T ALLDREAD	1	
115	J BLURTON	8	119	C WOODCOCK	46	N/A	G CONNALLY	8.588	112	M HART	1	
115	Z BRAZELL (28Jan25)	8	120	D NEALE	44	120	* S MARTINEZ	8.600	112	S MAFFIN	1	
121	A MILNER	7	121	C CLARK	41	121	* T SHARP	8.663	112	D GEBAUERS	1	
121	A REES	7	122	TI REES	40	N/A	B RILEY	8.697	112	L BELL	1	
121	C CLARK	7	123	A REES	38	N/A	A STOTT	8.750	112	M SEO	1	
121	N ZIMMERMANN	7	123	J McDONALD	38	N/A	A MILNER	8.786	112	A FEARN	1	
121	M BUCKLEY	7	125	A MILNER	36	125	* L STOTT-ZAFIROPOULOS	8.900	112	I MATTHEWS	1	
126	M HART	6	126	B REES	35	126	* Ca HOLLAND	8.913	112	M WILLIS	1	
126	S LIVESY	6	127	Z BRAZELL	34	127	* R MAFFIN	8.988	112	B REES	1	
126	SM BLURTON	6	128	M BUCKLEY	33	N/A	M HART	9.417	112	S TAGUE	1	
126	J McDONALD	6	129	M HART	31	129	* N BRADFORD	9.550	112	L CAPEWELL	1	
126	T KERR	6	129	A PARKIN	31	N/A	Ca BLURTON	9.594	112	M BUCKLEY	1	
131	L BELL	5	129	SM BLURTON	31	131	* I BRADLEY	9.688	112	S LIVESY	1	
131	B REES	5	132	L PARKIN	30	N/A	J BLURTON	9.781	112	L PARKIN	1	
131	L BLAKE	5	133	K JACKSON	29	133	* J HAGUES	9.800	112	A PARKIN	1	
131	A PARKIN	5	133	M WESTON	29	134	* S ROYTHORNE	10.000	112	R FREEMAN	1	
131	L PARKIN	5	133	R FREEMAN	29	N/A	A PANK	10.114	112	S MARTINEZ	1	
136	D SPENCER	4	136	L BELL	26	N/A	T ALLDREAD	10.167	112	E DOYLE	1	
136	M YEOMANS	4	136	M YEOMANS	26	N/A	E GIBBS	10.417				
136	M WILLIS	4	138	S TAGUE	24	N/A	F McCANDLESS	10.558				
136	S TAGUE	4	138	T KERR	24	N/A	C KAVANAGH	10.692				
136	K JACKSON	4	140	D SPENCER	23	N/A	TI REES	10.719				
136	L CAPEWELL	4	141	M WILLIS	20	N/A	D ALLDREAD	10.750				
136	M WESTON	4	141	L CAPEWELL	20	142	* A BRADFORD	10.775				
143	T REES	3	143	T REES	16	N/A	A REES	10.786				
143	D ALLDREAD	3	143	T ALLDREAD	16	N/A	SM BLURTON	10.833				
143	T ALLDREAD	3	143	D GEBAUERS	16	145	* T JAMES	10.863				
143	D GEBAUERS	3	146	D ALLDREAD	15	N/A	A PARKIN	11.300				
143	E GIBBS	3	146	E GIBBS	15	N/A	E PAUL	11.806				
143	R FREEMAN	3	148	H MOHAMMED	14	148	* E JACKSON	12.500				
149	N BLACK	2	149	L BLAKE	13	N/A	L PARKIN	12.900				
150	H MOHAMMED	1	150	N BLACK	10	N/A	S LIVESY	13.083				
150	C YOUART (16Dec25)	1	151	C YOUART	5	N/A	I PAUL	13.667				
150	A STOTT	1	151	A STOTT	5	152	* J PERRY	13.813				

# JUNIOR STATISTICS 1992-2025, AFTER DHORC 751

Sheet 4 of 4 Race-Highlighted Names are Current 2025 Members, CS = Best Consecutive Race(s)

POLES					IQR's Column 1					IQR's Column 2					WINS					FAS 11911 Laps					BEST RACE LAPS					CHAMPIONSHIPS									
Pos	JUNIOR	No	CS	Pos	Pos	JUNIOR	No	CS	Pos	Pos	JUNIOR	No	CS	Pos	Pos	JUNIOR	No	CS	Pos	Pos	JUNIOR	No	CS	Pos	Pos	JUNIOR	No	CS	Pos	Pos	JUNIOR	No	CS	Pos	Pos	JUNIOR	No	CS	Pos
1	R LUTHERLAND	41	(8)	1	J SISMEY	215	(14)	2	1	J HUGHES-DOWD	43	(16)	99	(11)	1	R LUTHERLAND	43	(7)	1	1	R LUTHERLAND	43	(7)	1	1	R LUTHERLAND	43	(7)	1	1	1992	S SLATER							
2	J SISMEY	56	(11)	2	R LUTHERLAND	201	(12)	2	2	A HALL	49	(13)	2	2	R LUTHERLAND	58	(7)	2	2	2	T CHADWICK	51	(7)	2	2	T CHADWICK	51	(7)	2	2	1993	M MINNIS							
3	J HUGHES-DOWD	55	(9)	3	A TURNBULL	184	(16)	2	3	R LUTHERLAND	46	(5)	3	3	J HUGHES-DOWD	99	(10)	2	3	3	J HUGHES-DOWD	51	(6)	3	3	J HUGHES-DOWD	51	(6)	3	3	1994	M MINNIS (2)							
4	J MILLOR	48	(10)	4	J MILLOR	143	(15)	2	4	J SISMEY	45	(8)	4	4	A HALL	115	(4)	4	4	4	A HALL	115	(4)	4	4	A HALL	115	(4)	4	4	1995	AJ McPEAKE							
5	A TURNBULL	44	(5)	5	A HALL	177	(22)	2	5	A TURNBULL	45	(9)	5	5	T CHADWICK	43	(6)	5	5	5	J SISMEY	45	(11)	5	5	J SISMEY	45	(11)	5	5	1998	AJ McPEAKE (2)							
6	A HALL	42	(11)	6	T CHADWICK	165	(13)	2	6	T CHADWICK	44	(5)	6	6	A HUGHES	33	(12)	6	6	6	AJ McPEAKE	33	(6)	6	6	AJ McPEAKE	33	(6)	6	6	1997	C BRENTNALL							
7	AJ McPEAKE	34	(12)	7	L SMITH	135	(29)	2	7	J MILLOR	35	(7)	7	7	AJ McPEAKE	33	(7)	7	7	7	L SMITH	33	(10)	7	7	L SMITH	33	(10)	7	7	1998	C BRENTNALL							
8	T CHADWICK	33	(4)	8	M MINNIS	128	(10)	2	8	L SMITH	33	(8)	8	8	L SMITH	33	(16)	8	8	8	J MILLOR	33	(8)	8	8	J MILLOR	33	(8)	8	8	1999	C BOWLES							
9	L SMITH	33	(18)	9	J HUGHES-DOWD	127	(16)	1	9	P WALKER	71	(9)	9	9	M MINNIS	31	(9)	9	9	9	M MINNIS	30	(8)	9	9	M MINNIS	30	(8)	9	9	2000	J HENRY							
10	J HENRY	31	(9)	10	AJ McPEAKE	123	(9)	1	10	T SHARP	71	(10)	1	10	L BOWLES	29	(8)	10	10	10	L BOWLES	29	(8)	10	10	L BOWLES	29	(8)	10	10	2001	J HENRY (2)							
11	L BOWLES	31	(7)	11	A HUGHES	112	(24)	1	11	R KLEY	71	(11)	1	11	AJ McPEAKE	29	(9)	11	11	11	AJ McPEAKE	29	(9)	11	11	AJ McPEAKE	29	(9)	11	11	2002	T CHADWICK							
12	M MINNIS	30	(8)	12	J HENRY	110	(12)	1	12	A HARTLEY	71	(12)	1	12	J HENRY	28	(4)	12	12	12	A TURNBULL	28	(4)	12	12	A TURNBULL	28	(4)	12	12	2003	J SISMEY							
13	J PATEMAN	29	(8)	13	J PATEMAN	104	(6)	1	13	J MURPHY	71	(13)	1	13	J PATEMAN	28	(6)	13	13	13	J HENRY	25	(5)	13	13	J HENRY	25	(5)	13	13	2004	J SISMEY (2)							
14	A HUGHES	28	(11)	14	T MEASHAM	93	(11)	1	14	D SPENCER	71	(14)	1	14	A HUGHES	22	(6)	14	14	14	J MILLOR	20	(7)	14	14	J MILLOR	20	(7)	14	14	2005	T CHADWICK (2)							
15	C BRENTNALL	24	(9)	15	C BRENTNALL	87	(5)	1	15	T REES	71	(15)	1	15	C BRENTNALL	18	(3)	15	15	15	C BRENTNALL	20	(7)	15	15	C BRENTNALL	20	(7)	15	15	2006	T MEASHAM							
16	T MEASHAM	20	(5)	16	L BOWLES	68	(10)	1	16	M YEOMANS	71	(16)	1	16	T MEASHAM	18	(3)	16	16	16	T PANK	20	(5)	16	16	T PANK	20	(5)	16	16	2007	A HUGHES							
17	T PANK	18	(2)	17	C BOWLES	58	(4)	1	17	A OXSPRING	71	(17)	1	17	C BOWLES	15	(2)	17	17	17	C BOWLES	20	(4)	17	17	C BOWLES	20	(4)	17	17	2008	L SMITH							
18	J LAWSON	12	(4)	18	F HOLMES	52	(3)	1	18	L BLAKE	71	(18)	1	18	K LEVERS	13	(3)	18	18	18	K LEVERS	15	(3)	18	18	K LEVERS	15	(3)	18	18	2009	L SMITH (2)							
19	C BOWLES	11	(3)	19	T PANK	44	(9)	1	19	J GRATTON	71	(19)	1	19	J GRATTON	13	(3)	19	19	19	J GRATTON	14	(4)	19	19	J GRATTON	14	(4)	19	19	2010	K LEVERS							
20	H SMITH	11	(4)	20	P CONNALLY	51	(4)	1	20	J REVES-ENGLAND	71	(20)	1	20	T PANK	12	(2)	20	20	20	T PANK	20	(4)	20	20	T PANK	20	(4)	20	20	2011	J MELLOR							
21	J WOODHOUSE	10	(2)	21	K LEVERS	42	(4)	1	21	S ROYTHORNE	71	(21)	1	21	F HOLMES	10	(1)	21	21	21	J LAWSON	13	(3)	21	21	J LAWSON	13	(3)	21	21	2012	J MELLOR (2)							
22	N GULL	9	(3)	22	Z ROYTHORNE	40	(2)	1	22	Z ROYTHORNE	71	(22)	1	22	Z ROYTHORNE	10	(2)	22	22	22	P CONNALLY	10	(2)	22	22	P CONNALLY	10	(2)	22	22	2013	J PATEMAN							
23	P CONNALLY	7	(2)	23	J LAWSON	30	(4)	1	23	J MARTINEZ	71	(23)	1	23	J LAWSON	10	(1)	23	23	23	N GULL	10	(2)	23	23	N GULL	10	(2)	23	23	2014	A HALL							
24	K LEVERS	7	(2)	24	N GULL	29	(4)	1	24	H RUGHES	71	(24)	1	24	K LEVERS	9	(2)	24	24	24	N GULL	9	(4)	24	24	N GULL	9	(4)	24	24	2015	A HALL (2)							
25	Z ROYTHORNE	7	(2)	25	H SMITH	26	(8)	1	25	J STEVENSON	71	(25)	1	25	J WOODHOUSE	9	(2)	25	25	25	J WOODHOUSE	7	(2)	25	25	J WOODHOUSE	7	(2)	25	25	2016	R LUTHERLAND							
26	B ROYTHORNE	6	(2)	26	R REES	22	(4)	1	26	P CONNALLY	7	(2)	1	26	P CONNALLY	7	(2)	26	26	26	P CONNALLY	7	(2)	26	26	P CONNALLY	7	(2)	26	26	2017	R LUTHERLAND (2)							
27	F HOLMES	5	(2)	27	K ASHWORTH	22	(4)	1	27	R REES	22	(4)	1	27	R REES	5	(2)	27	27	27	K ASHWORTH	5	(2)	27	27	K ASHWORTH	5	(2)	27	27	2018	A TURNBULL							
28	G HADDON	5	(2)	28	L TURNBULL	16	(5)	1	28	J STEVENSON	5	(2)	1	28	K ASHWORTH	5	(2)	28	28	28	K ASHWORTH	5	(2)	28	28	K ASHWORTH	5	(2)	28	28	2019	A TURNBULL (2)							
29	S GILLARD	3	(2)	29	K ASHWORTH	21	(5)	1	29	R REES	5	(2)	1	29	R REES	5	(2)	29	29	29	R REES	5	(2)	29	29	R REES	5	(2)	29	29	2020	N/A							
30	S SLATER	3	(2)	30	L TURNBULL	16	(5)	1	30	L TURNBULL	16	(5)	1	30	K ASHWORTH	5	(2)	30	30	30	K ASHWORTH	5	(2)	30	30	K ASHWORTH	5	(2)	30	30	2021	H SMITH							
31	C BULLOCK	3	(2)	31	J LISTER	15	(2)	1	31	J LISTER	15	(2)	1	31	J LISTER	5	(2)	31	31	31	J LISTER	5	(2)	31	31	J LISTER	5	(2)	31	31	2022	L BOWLES							
32	M WARREN	3	(2)	32	J HUGHES-DOWD	15	(2)	1	32	J HUGHES-DOWD	15	(2)	1	32	J HUGHES-DOWD	5	(2)	32	32	32	J HUGHES-DOWD	5	(2)	32	32	J HUGHES-DOWD	5	(2)	32	32	2023	L BOWLES (2)							
33	J LISTER	3	(2)	33	C BULLOCK	14	(4)	1	33	M WARREN	3	(2)	1	33	G HADDON	4	(2)	33	33	33	G HADDON	4	(2)	33	33	G HADDON	4	(2)	33	33	2024	J HUGHES-DOWD							
34	L TURNBULL	3	(2)	34	S GILLARD	13	(2)	1	34	M WARREN	3	(2)	1	34	M WARREN	4	(2)	34	34	34	M WARREN	4	(2)	34	34	M WARREN	4	(2)	34	34	2025	J HUGHES-DOWD (2)							
35	J STEVENSON	2	(2)	35	G HADDON	10	(3)	1	35	J LISTER	3	(2)	1	35	J LISTER	3	(2)	35	35	35	J LISTER	3	(2)	35	35	J LISTER	3	(2)	35	35	2021	H SMITH							
36	R REES	2	(2)	36	G HADDON	10	(3)	1	36	R REES	3	(2)	1	36	F HOLMES	2	(2)	36	36	36	F HOLMES	2	(2)	36	36	F HOLMES	2	(2)	36	36	2022	L BOWLES							
37	G HOLLAND	2	(2)	37	G HOLLAND	10	(2)	1	37	G HOLLAND	10	(2)	1	37	K SCHOFIELD	3	(2)	37	37	37	K SCHOFIELD	3	(2)	37	37	K SCHOFIELD	3	(2)	37	37	2023	L BOWLES (2)							
38	A CHATFIELD	2	(2)	38	S SLATER	9	(4)	1	38	S SLATER	9	(4)	1	38	S SLATER	2	(2)	38	38	38	S SLATER	2	(2)	38	38	S SLATER	2	(2)	38	38	2024	J HUGHES-DOWD							
39	E WOODHOUSE	2	(2)	39	R COOK	8	(2)	1	39	R COOK	8	(2)	1	39	R REES	2	(2)	39	39	39	R REES	2	(2)	39	39	R REES	2	(2)	39	39	2025	J HUGHES-DOWD (2)							
40	K ALI	1	(4)	40	K COOK	8	(2)	1	40	A CHATFIELD	2	(2)	1	40	K ALI	2	(2)	40	40	40	K ALI	2	(2)	40	40	K ALI	2	(2)	40	40	2021	H SMITH							
41	K COOK	1	(4)	41	C BULLOCK	6	(4)	1	41	J STEVENSON	43	(3)	1	41	P MARTIN	2	(2)	41	41	41	P MARTIN	2	(2)	41	41	P MARTIN	2	(2)	41	41	2022	L BOWLES							
42	R COOK	1	(4)	42	D BARKER	4	(3)	1	42	D BARKER	4	(3)	1	42	G HADDON	2	(2)	42	42	42	G HADDON	2	(2)	42	42	G HADDON	2	(2)	42	42	2023	L BOWLES (2)							
43	P MARTIN	1	(4)	43	R HUGHES	4	(3)	1	43	R HUGHES	4	(3)	1	43	J STEVENSON	2	(2)	43	43	43	J STEVENSON	2	(2)	43	43	J STEVENSON	2	(2)	43	43	2024	J HUGHES-DOWD							
44	M McNELTY	1	(4)	44	B BROOKS	4	(3)	1	44	B BROOKS	4	(3)	1	44	T STEVENSON	2	(2)	44	44	44	T STEVENSON	2	(2)	44	44	T STEVENSON	2	(2)	44	44	2025	J HUGHES-DOWD (2)							
45	M McNELTY	1	(4)	45	R HUGHES	4	(3)	1	45	R HUGHES	4	(3)	1	45	R HUGHES	4	(3)	45	45	45	R HUGHES	4	(3)	45	45	R HUGHES	4	(3)	45	45	2021	H SMITH							
46	M McNELTY	1	(4)	46	B BROOKS	4	(3)	1	46	B BROOKS	4	(3)	1	46	T STEVENSON	2	(2)	46	46	46	T STEVENSON	2	(2)	46	46	T STEVENSON	2	(2)	46	46	2022	L BOWLES							
47	M McNELTY	1	(4)	47	R HUGHES	4	(3)	1	47	R HUGHES	4	(3)	1	47	T STEVENSON	2	(2)	47	47	47	T STEVENSON	2	(2)	47	47	T STEVENSON	2	(2)	47	47	2023	L BOWLES (2)							
48	M McNELTY	1	(4)	48	B BROOKS	4	(3)	1	48	B BROOKS	4	(3)	1	48	T STEVENSON	2	(2)	48	48	48	T STEVENSON	2	(2)	48	48	T STEVENSON	2	(2)	48	48	2024	J HUGHES-DOWD							
49	M McNELTY	1	(4)	49	R HUGHES	4	(3)	1	49	R HUGHES	4	(3)	1	49	T STEVENSON	2	(2)	49	49	49	T STEVENSON	2	(2)	49	49	T STEVENSON	2	(2)	49	49	2025	J HUGHES-DOWD (2)							
50	M McNELTY	1	(4)	50	B BROOKS	4	(3)	1	50	B BROOKS	4	(3)	1	50	T STEVENSON	2	(2)	50	50	50	T STEVENSON	2	(2)																

## Outright Track Record Holders After DHORC 751

### Adults

Pos	Name	Qualifying	F1	GC	F1	GC	Total
			Fastest Laps	Fastest Laps	Race Laps	Race Laps	
1	L Pateman	35	49	61	29	47	221
2	A Smith	51	11	36	15	34	147
3	S Goodlip	27	44	10	34	18	133
4	N Sismey	15	7	12	15	16	65
5	J Sismey	15	7	8	13	12	55
6	M Chadwick	12			8	9	29
7	W Lander	8	5	3	6		22
8	A McPeake	4	3	5	7		19
9	P Rees	1	3		11	3	18
10	J Tague	4	3	2	2	5	16
11	J Lymer	4	2	1	2	1	10
12	T Baldock	3	1	1	1	2	8
12	C Bowles	2	1	3	1	1	8
14	D Garbett	1	1	1	3	1	7
14	L Smith	2	1	3	1		7
16	R Litherland	2			2	2	6
17	A Turnbull		2		3		5
17	C Roythorne		2	2		1	5
19	J Neale				2	1	3
19	S Anand	1			1	1	3
19	T Chadwick		1		2		3
19	J Lamb	1		1	1		3
23	M Allsopp				2		2
23	S Lander			1	1		2
25	JJ Hughes-Dowd				1		1
25	G Peach		1				1
25	D McPeake		1				1
25	J Roythorne				1		1
25	A Woodhouse				1		1
25	S Pank				1		1
25	C Blake	1					1
25	M Graham			1			1
Total		188	145	150	165	154	802

Note: Some Records Can Be Held By More Than One Member - Highlighted Names 2025 Members

## Outright Track Record Holders After DHORC 751

### Juniors

Pos	Name	Qualifying	F1	GC	F1	GC	Total
			Fastest Laps	Fastest Laps	Race Laps	Race Laps	
1	A Turnbull	31	21	16	33	17	118
2	R Litherland	24	20	26	13	28	111
3	JJ Hughes-Dowd	31	15	9	16	9	80
4	J Sismey	15	15	12	11	17	70
5	A Hall	12	8	6	13	11	50
6	T Chadwick	7	6	10	7	19	49
7	AJ McPeake	10	9	4	9	4	36
8	T Measham	6	4	1	13	3	27
8	J Henry	2	9	5	9	2	27
10	J Mellor	10	4	4	2	4	24
11	H Smith	6	5	5	3	4	23
12	L Bowles	9	2	4	1	5	21
13	M Minnis	6	2	4	2	5	19
14	Z Roythorne	2	2	6		8	18
15	J Pateman	4	4	5	1	3	17
16	B Roythorne	1	1	6		2	10
17	F Holmes	1	3	2	3		9
17	C Brentnall		2	3		4	9
19	J Woodhouse	3	1	1	2	1	8
19	A Hughes	2	1	5			8
19	L Smith		4		4		8
22	J Lawson	2		1	1	2	6
22	T Pank		1	3	2		6
22	C Bowles	2	1		1	2	6
25	JT Hughes-Dowd	1		1	1	2	5
26	E Woodhouse	2	1	1			4
26	P Connally		1	3			4
26	R Rees	1	1	1		1	4
26	K Ashworth	1	1	1		1	4
26	L Turnbull	1	1		2		4
31	K Levers		1		1	1	3
31	J Graham	1		1	1		3
33	P Martin		1		1		2
33	N Gull		1		1		2
33	L Whittaker	1	1				2
33	B Crunden			2			2
37	Ca Holland			1			1
37	E Henry		1				1
37	C Clark					1	1
37	K Ali				1		1
37	B Brooks				1		1
37	J Elmore		1				1
37	S Roythorne			1			1
37	Z Brazell		1				1
37	A Hartley			1			1
<b>Total</b>		<b>194</b>	<b>152</b>	<b>151</b>	<b>155</b>	<b>156</b>	<b>808</b>

Note: Some Records Can Be Held By More Than One Member - Highlighted Names 2025 Members

# DHORC Statistics 2025

Poles		Adult			Junior			Poles	
Records		Name	Total	2025	Name	Total	2025	Records	
<b>All Time</b>		L Pateman	132	1	JJ Hughes-Dowd	55	24	<b>All Time</b>	
L Pateman	132	S Goodlip	106	3	J Woodhouse	10	3	R Litherland	61
<b>Season</b>		A Smith	98	20	JT Hughes-Dowd	7	1	<b>Season</b>	
A Smith	20	N Sismey	86		E Woodhouse	2		JJ Hughes-Dowd	24
		P Rees	21		L Whittaker	2	2		
		L Smith	7		T Stevenson	1			
		R Litherland	5	3	B Crunden	1	1		
		C Bowles	5	3	J Graham	1	1		
		M Dutson	2	2					
		A Turnbull	2						
		D Hughes-Dowd	1						
		C Blake	1	1					
		JJ Hughes-Dowd	1						
<b>Race Wins</b>		<b>Adult</b>			<b>Junior</b>			<b>Race Wins</b>	
Records		Name	Total	2025	Name	Total	2025	Records	
<b>All Time</b>		L Pateman	124		JJ Hughes-Dowd	53	20	<b>All Time</b>	
L Pateman	124	S Goodlip	104	5	J Woodhouse	10	4	JJ Hughes-Dowd	53
<b>Season</b>		N Sismey	86		JT Hughes-Dowd	9	3	<b>Season</b>	
W Lander	16	A Smith	80	12	E Woodhouse	2		JJ Hughes-Dowd	23
		P Rees	34		T Stevenson	2	1		
		C Bowles	11	9	J Graham	1	1		
		R Litherland	6	4	B Crunden	1	1		
		L Smith	4		L Whittaker	1	1		
		A Turnbull	4		Mblake	1	1		
		JJ Hughes-Dowd	3						
		A Woodhouse	2	2					
<b>Fast Laps</b>		<b>Adult</b>			<b>Junior</b>			<b>Fast Laps</b>	
Records		Name	Total	2025	Name	Total	2025	Records	
<b>All Time</b>		L Pateman	294	5	JJ Hughes-Dowd	50	22	<b>All Time</b>	
L Pateman	294	A Smith	91	12	JT Hughes-Dowd	7	1	J Sismey	59
<b>Season</b>		S Goodlip	77	4	E Woodhouse	5		<b>Season</b>	
L Pateman	19	N Sismey	52	1	J Woodhouse	5	1	JJ Hughes-Dowd	22
A Smith	19	P Rees	14		B Crunden	3	3		
		C Bowles	9	5	Z Brazell	2	2		
		L Smith	8	1	L Whittaker	2	2		
		R Litherland	3	2	T Stevenson	1			
		B Johnson	2	1	J Graham	1	1		
		A Turnbull	2						
		M Graham	1						
		D Hughes-Dowd	1	1					
		C Blake	1	1					
		JJ Hughes-Dowd	1						
<b>Race Laps</b>		<b>Adult</b>			<b>Junior</b>			<b>Race Laps</b>	
Records		Name	Total	2025	Name	Total	2025	Records	
<b>All Time</b>		L Pateman	192		JJ Hughes-Dowd	51	22	<b>All Time</b>	
L Pateman	192	A Smith	98	15	JT Hughes-Dowd	10	4	R Litherland	63
<b>Season</b>		N Sismey	91		J Woodhouse	10	4	<b>Season</b>	
A Smith	17	S Goodlip	88	5	T Stevenson	2	1	A Hall	22
		P Rees	28		E Woodhouse	2		JJ Hughes-Dowd	22
		L Smith	12	2	B Crunden	1	1		
		C Bowles	6	4	L Whittaker	1	1		
		JJ Hughes-Dowd	4						
		R Litherland	4	4					
		A Woodhouse	2	2					
		A Turnbull	2						

# Current Members Best Ever Position Records after DHORC 751

Qualifying				Final Position				Fastest Laps				Race Laps				
Pos	Adult	DHORC	Gap	Pos	Adult	DHORC	Gap	Pos	Adult	DHORC	Gap	Pos	Adult	DHORC	Gap	Date
1	A Smith	751	0	1	S Goodlip	751	0	1	C Bowles	751	0	1	A Smith	751	0	16-Dec-25
1	C Bowles	749	2	1	R Litherland	750	1	1	L Smith	749	2	1	R Litherland	750	1	25-Nov-25
1	R Litherland	748	3	1	C Bowles	749	2	1	R Litherland	748	3	1	L Smith	749	2	25-Nov-25
1	S Goodlip	747	4	1	A Smith	745	6	1	A Smith	745	6	1	S Goodlip	747	4	11-Nov-25
1	M Dutton	738	13	1	A Woodhouse	737	14	1	L Pateman	744	7	1	C Bowles	738	13	22-Jul-25
1	C Blake	737	14	1	P Rees	716	35	1	S Goodlip	742	9	1	A Woodhouse	737	14	22-Jul-25
1	L Pateman	724	27	1	L Pateman	703	48	1	N Sismey	739	12	1	P Rees	716	35	26-Nov-24
1	L Smith	718	33	1	JJ Hughes-Dowd	702	49	1	B Johnson	738	13	1	L Pateman	703	48	23-Jul-24
1	P Rees	708	43	1	A Turnbull	675	76	1	C Blake	737	14	1	JJ Hughes-Dowd	702	49	23-Jul-24
1	D Hughes-Dowd	703	48	1	N Sismey	673	78	1	D Hughes-Dowd	736	15	1	N Sismey	673	78	25-Jul-23
1	JJ Hughes-Dowd	696	55	1	L Smith	566	185	1	M Graham	703	48	1	A Turnbull	635	116	22-Feb-22
1	N Sismey	672	79	2	B Johnson	738	13	2	P Rees	694	57	1	B Johnson	738	13	22-Jul-25
1	A Turnbull	671	80	2	A Stevenson	736	15	2	A Turnbull	625	126	1	A Stevenson	736	15	22-Jul-25
2	D Latham	737	14	3	G Reynolds	737	14	2	L Hobson	749	2	2	G Reynolds	737	14	22-Jul-25
2	A Woodhouse	674	77	3	D Latham	704	47	2	D Latham	737	14	2	D Latham	704	47	23-Jul-24
3	B Johnson	736	15	3	JT Hughes-Dowd	702	49	2	M Dutton	736	15	2	JT Hughes-Dowd	702	49	23-Jul-24
4	S Gray	705	46	3	L Blacker	673	78	3	S Whittaker	747	4	3	L Blacker	674	77	25-Jul-23
4	A Stevenson	703	48	3	D Turnbull	527	224	3	G Reynolds	737	14	3	D Hughes-Dowd	746	5	21-Oct-25
4	JT Hughes-Dowd	702	49	4	M Dutton	737	14	4	A Woodhouse	736	15	3	M Dutton	737	14	22-Jul-25
4	L Turnbull	658	93	4	M Graham	702	49	3	L Blacker	691	60	4	M Graham	702	49	23-Jul-24
4	L Blacker	650	##	4	S Gray	672	79	4	S Gray	705	46	4	S Gray	672	79	25-Jul-23
5	S Whittaker	742	9	5	L Hobson	748	3	5	D Turnbull	564	187	4	M Blood	423	136	11-Sep-12
5	K Spink	738	13	5	C Blake	739	12	5	J Crunden	738	13	5	J Crunden	736	15	22-Jul-25
6	L Hobson	749	2	5	J Crunden	736	15	5	K Spink	737	14	5	K Spink	596	155	09-Apr-19
6	M Graham	747	4	6	S Whittaker	728	23	6	JT Hughes-Dowd	695	56	6	S Whittaker	729	22	13-May-25
6	J Dudley	736	15	6	D Hughes-Dowd	709	42	6	A Stevenson	703	48	6	A Stevenson	736	15	22-Jul-25
7	J Wardle	747	4	7	J Wardle	747	4	7	JJ Hughes-Dowd	670	81	7	J Dudley	736	15	22-Jul-25
8	J Crunden	731	20	7	N Jarram	738	13	7	M Blood	423	328	8	N Jarram	737	14	22-Jul-25
10	N Jarram	738	13	7	J Dudley	736	15	7	N Jarram	737	14	8	N Jarram	739	12	22-Jul-25
11	M Blood	424	##	8	M Blake	733	18	8	J Dudley	736	15	10	M Blake	733	18	24-Jun-25
12	J Mills	728	23	9	K Spink	731	20	9	M Blake	733	18	11	C Blake	731	20	03-Jun-25
13	G Reynolds	727	24	9	J Mills	728	23	10	J Wardle	747	4	12	K Spink	735	16	15-Jul-25
15	M Blake	732	19	9	M Blood	422	329	12	J Mills	728	23	13	J Mills	728	23	29-Apr-25
19	M Gretton	751	0	16	M Gretton	751	0	16	M Gretton	751	0	21	M Gretton	751	0	16-Dec-25
1	JJ Hughes-Dowd	751	0	1	M Blake	751	0	1	JJ Hughes-Dowd	751	0	1	JJ Hughes-Dowd	751	0	16-Dec-25
1	J Woodhouse	749	2	1	JJ Hughes-Dowd	750	1	1	B Crunden	745	6	1	J Woodhouse	749	2	25-Nov-25
1	L Whittaker	739	12	1	J Woodhouse	747	4	1	L Whittaker	739	12	1	L Whittaker	739	12	22-Jul-25
1	B Crunden	737	14	1	L Whittaker	739	12	1	J Graham	737	14	1	T Stevenson	737	14	22-Jul-25
1	J Graham	737	14	1	T Stevenson	737	14	1	J Woodhouse	736	15	1	B Crunden	736	15	22-Jul-25
1	JT Hughes-Dowd	721	30	1	J Graham	734	17	1	Z Brazell	732	19	1	JT Hughes-Dowd	731	20	03-Jun-25
1	T Stevenson	699	52	1	JT Hughes-Dowd	731	20	1	JT Hughes-Dowd	721	30	1	E Woodhouse	705	46	23-Jul-24
1	E Woodhouse	674	77	1	E Woodhouse	705	46	1	E Woodhouse	705	46	1	E Woodhouse	725	26	11-Mar-25
2	M Blake	732	19	2	Z Brazell	732	19	2	T Stevenson	703	48	2	J Graham	696	55	04-Jun-24
3	Z Brazell	725	26	3	B Crunden	730	21	3	M Blake	722	29	3	Z Brazell	731	20	03-Jun-25
6	C Youart	751	0	6	C Youart	751	0	6	C Youart	751	0	6	C Youart	751	0	16-Dec-25

Distance Covered In DHORC Club Championship 2025							
Pos	Competitor	Class	Laps	Feet	Feet / Race	Miles	Races
1	R Litherland	A	2,845.5	281,286	2,425	53.3	116
2	A Smith	A	2,595.2	255,500	2,555	48.4	100
3	L Blacker	A	2,541.3	253,318	2,076	48.0	122
4	N Sismey	A	2,414.3	240,611	2,249	45.6	107
5	JJ Hughes-Dowd	J	2,127.3	211,232	2,155	40.0	98
6	D Hughes-Dowd	A	1,959.9	195,276	1,953	37.0	100
7	C Bowles	A	1,854.5	187,334	2,371	35.5	79
8	L Pateman	A	1,864.9	186,692	2,223	35.4	84
9	A Woodhouse	A	1,825.2	184,699	2,030	35.0	91
10	L Whittaker	J	1,722.8	172,728	1,570	32.7	110
11	S Gray	A	1,703.1	167,631	1,883	31.7	89
12	S Goodlip	A	1,659.3	164,867	2,461	31.2	67
13	J Woodhouse	J	1,641.7	164,594	1,892	31.2	87
14	L Smith	A	1,498.5	160,623	2,059	30.4	78
15	S Whittaker	A	1,571.7	159,133	2,040	30.1	78
16	D Latham	A	1,565.5	157,977	1,975	29.9	80
17	D Turnbull	A	1,567.9	156,895	2,120	29.7	74
18	G Reynold	A	1,552.7	155,225	1,634	29.4	95
19	C Blake	A	1,504.6	147,439	1,638	27.9	90
20	M Graham	A	1,460.0	143,461	1,839	27.2	78
21	J Crunden	A	1,439.8	140,447	2,006	26.6	70
22	J Dudley	A	1,380.6	135,986	1,638	25.8	83
23	JT Hughes-Dowd	J	1,317.9	132,820	1,795	25.2	74
24	J Graham	J	1,297.2	129,849	1,779	24.6	73
25	B Crunden	J	1,288.7	127,098	1,695	24.1	75
26	J Wardle	A	1,088.9	105,055	1,592	19.9	66
27	K Spink	A	977.7	99,470	1,604	18.8	62
28	N Jarram	A	883.0	92,519	1,682	17.5	55
29	M Blake	J	869.7	87,811	1,597	16.6	55
30	A Stevenson	A	656.8	65,402	1,768	12.4	37
31	Z Brazell	J	546.7	55,291	1,626	10.5	34
32	E Woodhouse	J	497.6	54,331	1,598	10.3	34
33	M Dutson	A	503.7	51,160	1,599	9.7	32
34	T Stevenson	J	450.6	45,662	1,522	8.6	30
35	L Hobson	A	398.8	42,990	2,047	8.1	21
36	P Rees	A	402.0	40,462	1,927	7.7	21
37	B Johnson	A	387.4	35,220	2,348	6.7	15
38	J Mills	A	353.2	34,505	1,500	6.5	23
39	A Turnbull	A	166.2	18,864	2,695	3.6	7
40	M Blake	A	146.6	15,707	1,571	3.0	10
41	JT Hughes-Dowd	A	111.7	12,338	2,056	2.3	6
42	M Blood	A	80.4	9,206	1,841	1.7	5
43	M Gretton	A	79.9	9,149	1,830	1.7	5
44	JJ Hughes-Dowd	A	63.2	6,776	2,259	1.3	3
45	C Youart	J	50.7	5,805	1,161	1.1	5
Pos	Competitor	Class	52,914.9	5,300,438.4	1,908.5	1,003.9	2,724

# Next Circuit

**Miami**



**Where Do We Race Next?**

**What Are The Records?**

**Who Has Been On The Podium?**

# Circuit History

Having made its F1 debut in May 2022, the **Miami International Autodrome** is a temporary circuit, but one designed to have a permanent feel. Set in the Hard Rock Stadium complex in Miami Gardens, home to the NFL's famous Miami Dolphins franchise, the track is the culmination of a development process that simulated no less than 36 different layouts before settling on a thrilling, 19-turn lap that provides a street circuit vibe, not dissimilar to Melbourne's Albert Park.

The inaugural Miami Grand Prix took place in 2022, the Florida race joining its Texan counterpart in Austin to become the second US race on the calendar – and the 11th different American venue to host a round of the Formula 1 world championship.

A street-track spectacular. With the Hard Rock Stadium at its epicentre, the 5.41km layout features 19 corners, three straights, three DRS zones, and top speeds of over 340km/h. There are elevation changes too, the main one found between Turns 13 and 16, with the track heading over an exit ramp and under various flyovers across uneven ground. The Turn 14-15 chicane, meanwhile, has an uphill approach, with a crest in the middle, and then drops down on exit.

Round 1	Miami International Autodrome (USA)				Round 2	
Previous Results						
Adults			1st	2nd	3rd	
DHORC 659 F1	10-Jan	2023	99'4"	L Pateman	A Smith	P Rees
DHORC 668 GC	27-Jun	2023	99'4"	A Smith	L Pateman	S Goodlip
DHORC 720 F1	07-Jan	2025	99'4"	C Bowles	A Smith	P Rees
DHORC 721 GC	07-Jan	2025	99'4"	A Smith	C Bowles	S Goodlip
DHORC 752 F1	06-Jan	2026	99'4"			
DHORC 753 GC	06-Jan	2026	99'4"			
Juniors			1st	2nd	3rd	
DHORC 659 F1	10-Jan	2023	99'4"	L Bowles	JJ Hughes-Dowd	H Smith
DHORC 668 GC	27-Jun	2023	99'4"	L Bowles	JJ Hughes-Dowd	J Woodhouse
DHORC 720 F1	07-Jan	2025	99'4"	JJ Hughes-Dowd	J Woodhouse	T Stevenson
DHORC 721 GC	07-Jan	2025	99'4"	JJ Hughes-Dowd	JT Hughes-Dowd	J Woodhouse
DHORC 752 F1	06-Jan	2026	99'4"			
DHORC 753 GC	06-Jan	2026	99'4"			

Circuit Records		Lap Length 99'4"	
Qualifying			
F1/GC	L Pateman	10Jan23	103.0 Laps
F1	C Bowles	07Jan25	42.9 Laps
GC	C Bowles	07Jan25	57.3 Laps
Fastest Laps			
F1	L Pateman	10Jan23	6.97 secs
GC	S Goodlip	27Jun23	5.28 secs
Race Laps			
F1	L Pateman	10Jan23	23.5 Laps
GC	L Pateman	27Jun23	31.6 Laps
Final Points			
3.5 Points	S Goodlip	10Jan23	
	D Hughes-Dowd	10Jan23	

The diagram shows the layout of the Miami International Autodrome with 19 numbered turns. A legend indicates DRS zones: 11m (green), 13m (red), 12m (blue), and 9m (yellow). Power inputs are marked with red stars. The MIA logo and an American flag are also present.

DHORC 752 & 753

## Miami Best Off Chart 1

Qualifying Combined					Final Points			
Pos	Adult	Laps	MPH	Date	Pos	Adult	Pts	Date
1	L Pateman	103.0	9.689	10-Jan-23	1	S Goodlip (M)	3.5	10-Jan-23
2	A Smith (M)	100.9	9.491	27-Jun-23	1	D Hughes-Dowd	3.5	10-Jan-23
3	S Goodlip (M)	99.9	9.397	27-Jun-23	3	P Rees (M)	3.0	10-Jan-23
4	R Litherland	95.4	8.974	10-Jan-23	4	G Peach (M)	2.5	10-Jan-23
5	N Sismey (M)	92.6	8.710	10-Jan-23	4	S Gray (M)	2.5	10-Jan-23
6	A Turnbull	91.7	8.626	10-Jan-23	4	R Litherland	2.5	27-Jun-23
7	C Bowles	91.6	8.616	27-Jun-23	4	N Sismey (M)	2.5	27-Jun-23
8	P Rees (M)	90.4	8.504	10-Jan-23	4	R Lawson	2.5	27-Jun-23
9	D Garbett (M)	87.1	8.193	10-Jan-23	4	J Lawson	2.5	27-Jun-23
10	G Peach (M)	86.0	8.090	10-Jan-23	10	L Pateman	2.0	10-Jan-23
11	L Blacker	84.8	7.977	27-Jun-23	10	A Smith (M)	2.0	02-Jun-23
12	D Turnbull	80.9	7.610	27-Jun-23	10	C Bowles	2.0	07-Jan-25
13	JJ Hughes-Dowd	79.0	7.431	27-Jun-23	13	L Blacker	1.5	10-Jan-23
14	S Gray (M)	78.1	7.347	10-Jan-23	13	H Smith	1.5	10-Jan-23
15	A Stevenson	75.1	7.064	10-Jan-23	13	D Turnbull	1.5	27-Jun-23
16	R Lawson	69.6	6.547	27-Jun-23	13	D Latham	1.5	27-Jun-23
17	D Hughes-Dowd	68.6	6.453	27-Jun-23	17	A Turnbull	1.0	10-Jan-23
18	D Latham	67.6	6.359	27-Jun-23	17	D Garbett (M)	1.0	10-Jan-23
19	A Woodhouse	66.0	6.208	27-Jun-23	17	JJ Hughes-Dowd	1.0	10-Jan-23
20	S Smith	65.6	6.171	10-Jan-23	20	S Smith	0.5	10-Jan-23
21	A Thompson	64.0	6.020	27-Jun-23	21	A Stevenson	1.5	07-Jan-25
22	H Smith	61.3	5.766	10-Jan-23	22	A Woodhouse	2.0	07-Jan-25
23	J Lawson	56.7	5.334	27-Jun-23	23	A Thompson	0.0	27-Jun-23
24	M Graham	N/A	N/A	N/A	24	M Graham	2.0	07-Jan-25
24	L Smith	N/A	N/A	N/A	25	L Smith	2.5	07-Jan-25
24	M Dutson	N/A	N/A	N/A	26	M Dutson	1.0	07-Jan-25
24	C Blake	N/A	N/A	N/A	27	C Blake	0.5	07-Jan-25
Pos	Junior	Laps	MPH	Date	Pos	Junior	Pts	Date
1	L Bowles	79.9	7.516	10-Jan-23	1	J Thompson	2.5	27-Jun-23
2	JJ Hughes-Dowd	79.0	7.431	27-Jun-23	2	L Bowles	2.0	10-Jan-23
3	H Smith	61.3	5.766	10-Jan-23	2	JJ Hughes-Dowd	2.0	07-Jan-25
4	T Stevenson	51.5	4.844	27-Jun-23	4	J Lawson	1.5	27-Jun-23
5	J Woodhouse	60.4	5.682	27-Jun-23	5	H Smith	1.0	10-Jan-23
6	J Thompson	57.2	5.381	27-Jun-23	5	T Stevenson	1.0	27-Jun-23
7	J Lawson	56.7	5.334	27-Jun-23	7	J Woodhouse	1.5	07-Jan-25
8	E Woodhouse	42.7	4.017	27-Jun-23	8	E Woodhouse	0.5	27-Jun-23
9	JT Hughes-Dowd	N/A	N/A	N/A	9	JT Hughes-Dowd	2.5	07-Jan-25
9	J Graham	N/A	N/A	N/A	9	J Graham	2.5	07-Jan-25
9	L Whittaker	N/A	N/A	N/A	11	L Whittaker	1.5	07-Jan-25

### Miami Best Off Chart 2 - F1

Qualifying					Fastest Laps					Race Laps				
Pos	Adult	Laps	MPH	Date	Pos	Adult	Time	MPH	Date	Pos	Adult	Laps	MPH	Date
1	C Bowles	42.9	4.035	07-Jan-25	1	L Pateman	6.97	9.717	10-Jan-23	1	L Pateman	23.5	8.842	10-Jan-23
2	A Smith (M)	42.8	4.026	07-Jan-25	2	C Bowles	7.10	9.539	10-Jan-23	1	S Goodlip (M)	23.5	8.842	07-Jan-25
3	P Rees (M)	42.5	3.998	07-Jan-25	3	S Goodlip (M)	7.15	9.472	07-Jan-25	3	C Bowles	23.2	8.729	07-Jan-25
4	L Pateman	42.4	3.988	07-Jan-25	4	A Smith (M)	7.18	9.433	07-Jan-25	4	P Rees (M)	23.1	8.692	07-Jan-25
5	S Goodlip (M)	41.1	3.866	07-Jan-25	5	D Garbett (M)	7.27	9.316	10-Jan-23	5	A Smith (M)	22.8	8.579	10-Jan-23
6	R Litherland	38.6	3.631	07-Jan-25	6	A Turnbull	7.30	9.278	10-Jan-23	6	A Turnbull	21.9	8.240	10-Jan-23
7	N Sismey (M)	37.3	3.509	07-Jan-25	7	P Rees (M)	7.41	9.140	10-Jan-23	7	R Litherland	21.0	7.901	10-Jan-23
8	D Turnbull	34.5	3.245	07-Jan-25	8	R Litherland	7.45	9.091	10-Jan-23	7	N Sismey (M)	21.0	7.901	07-Jan-25
9	A Woodhouse	33.0	3.104	07-Jan-25	9	G Peach (M)	7.78	8.705	10-Jan-23	9	D Garbett (M)	20.6	7.751	10-Jan-23
10	D Hughes-Dowd	32.5	3.057	07-Jan-25	10	D Hughes-Dowd	7.82	8.661	10-Jan-23	10	G Peach (M)	20.1	7.563	10-Jan-23
11	L Blacker	32.3	3.038	07-Jan-25	11	L Smith	7.89	8.584	07-Jan-25	11	L Blacker	19.9	7.488	10-Jan-23
12	A Stevenson	32.0	3.010	07-Jan-25	12	N Sismey (M)	8.00	8.466	10-Jan-23	12	A Stevenson	19.8	7.450	10-Jan-23
13	M Graham	31.5	2.963	07-Jan-25	13	L Blacker	8.02	8.445	10-Jan-23	13	S Gray (M)	19.6	7.375	10-Jan-23
14	D Latham	30.4	2.860	07-Jan-25	14	S Gray (M)	8.09	8.372	10-Jan-23	14	D Hughes-Dowd	19.5	7.337	10-Jan-23
15	L Smith	27.7	2.606	07-Jan-25	15	A Stevenson	8.11	8.351	10-Jan-23	15	L Smith	19.3	7.262	07-Jan-25
16	M Dutson	26.6	2.502	07-Jan-25	16	JJ Hughes-Dowd	8.26	8.199	27-Jun-23	16	D Turnbull	19.1	7.187	10-Jan-23
17	C Blake	23.5	2.211	07-Jan-25	17	H Smith	8.29	8.170	10-Jan-23	17	A Woodhouse	18.1	6.810	07-Jan-25
18	A Thompson	N/A	N/A	N/A	18	D Latham	8.42	8.044	27-Jun-23	18	H Smith	17.8	6.697	10-Jan-23
18	A Turnbull	N/A	N/A	N/A	19	A Woodhouse	8.71	7.776	07-Jan-25	19	JJ Hughes-Dowd	17.5	6.585	27-Jun-23
18	D Garbett (M)	N/A	N/A	N/A	20	D Turnbull	8.80	7.696	10-Jan-23	20	R Lawson	17.4	6.547	27-Jun-23
18	G Peach (M)	N/A	N/A	N/A	21	R Lawson	8.95	7.567	27-Jun-23	21	D Latham	17.2	6.472	07-Jan-25
18	H Smith	N/A	N/A	N/A	22	S Smith	9.03	7.500	10-Jan-23	22	M Graham	16.6	6.246	07-Jan-25
18	J Lawson	N/A	N/A	N/A	23	M Graham	9.36	7.236	07-Jan-25	23	S Smith	16.0	6.020	10-Jan-23
18	JJ Hughes-Dowd	N/A	N/A	N/A	24	J Lawson	9.76	6.939	27-Jun-23	24	M Dutson	15.9	5.983	07-Jan-25
18	R Lawson	N/A	N/A	N/A	25	A Thompson	9.91	6.834	27-Jun-23	25	A Thompson	14.7	5.531	27-Jun-23
18	S Gray (M)	N/A	N/A	N/A	26	M Dutson	11.05	6.129	07-Jan-25	26	J Lawson	12.9	4.854	27-Jun-23
18	S Smith	N/A	N/A	N/A	27	C Blake	11.40	5.941	07-Jan-25	27	C Blake	12.3	4.628	07-Jan-25
Pos	Junior	Laps	MPH	Date	Pos	Junior	Time	MPH	Date	Pos	Junior	Laps	MPH	Date
1	JJ Hughes-Dowd	40.1	3.772	07-Jan-25	1	JJ Hughes-Dowd	8.16	8.300	07-Jan-25	1	JJ Hughes-Dowd	20.7	7.789	07-Jan-25
2	J Woodhouse	33.3	3.132	07-Jan-25	2	J Woodhouse	8.29	8.170	07-Jan-25	2	L Bowles	18.5	6.961	10-Jan-23
3	T Stevenson	29.3	2.756	07-Jan-25	3	L Bowles	8.37	8.092	02-Jun-23	3	J Woodhouse	17.7	6.660	07-Jan-25
4	JT Hughes-Dowd	28.4	2.671	07-Jan-25	4	JT Hughes-Dowd	8.94	7.576	07-Jan-25	4	JT Hughes-Dowd	16.2	6.095	07-Jan-25
5	J Graham	27.8	2.615	07-Jan-25	5	H Smith	9.10	7.443	10-Jan-23	5	H Smith	15.5	5.832	10-Jan-23
6	L Whittaker	19.1	1.797	07-Jan-25	6	T Stevenson	9.28	7.298	07-Jan-25	6	T Stevenson	15.3	5.757	07-Jan-25
7	E Woodhouse	N/A	N/A	N/A	7	J Graham	9.54	7.099	07-Jan-25	7	J Graham	15.2	5.719	07-Jan-25
7	H Smith	N/A	N/A	N/A	8	J Lawson	9.76	6.939	27-Jun-23	8	J Thompson	14.2	5.343	27-Jun-23
7	J Lawson	N/A	N/A	N/A	9	J Thompson	9.90	6.841	27-Jun-23	9	J Lawson	12.9	4.854	27-Jun-23
7	J Thompson	N/A	N/A	N/A	10	E Woodhouse	10.24	6.614	27-Jun-23	10	E Woodhouse	10.8	4.064	27-Jun-23
7	L Bowles	N/A	N/A	N/A	11	L Whittaker	12.69	5.337	07-Jan-25	11	L Whittaker	10.3	3.875	07-Jan-25



### Miami Best Off Chart 3 - GC

Qualifying					Fastest Laps					Race Laps				
Pos	Adult	Laps	MPH	Date	Pos	Adult	Time	MPH	Date	Pos	Adult	Laps	MPH	Date
1	A Smith (M)	57.3	5.390	07-Jan-25	1	S Goodlip (M)	5.28	12.827	27-Jun-23	1	L Pateman	31.6	11.890	27-Jun-23
2	C Bowles	56.7	5.334	07-Jan-25	2	A Smith (M)	5.32	12.731	07-Jan-25	2	A Smith (M)	30.8	11.589	27-Jun-23
3	R Litherland	54.0	5.080	07-Jan-25	3	L Pateman	5.41	12.519	27-Jun-23	3	S Goodlip (M)	29.6	11.137	27-Jun-23
4	S Goodlip (M)	52.2	4.910	07-Jan-25	4	C Bowles	5.46	12.404	07-Jan-25	4	R Litherland	29.5	11.100	10-Jan-23
5	L Pateman	51.6	4.854	07-Jan-25	5	R Litherland	5.54	12.225	27-Jun-23	5	C Bowles	28.8	10.836	07-Jan-25
6	L Blacker	49.0	4.609	07-Jan-25	6	N Sismey (M)	5.95	11.383	10-Jan-23	6	A Turnbull	26.9	10.121	10-Jan-23
7	N Sismey (M)	48.6	4.572	07-Jan-25	7	A Turnbull	6.00	11.288	27-Jun-23	7	N Sismey (M)	26.8	10.084	10-Jan-23
8	P Rees (M)	44.9	4.224	07-Jan-25	8	L Blacker	6.12	11.067	07-Jan-25	8	L Blacker	26.4	9.933	07-Jan-25
9	D Turnbull	44.2	4.158	07-Jan-25	9	G Peach (M)	6.18	10.959	10-Jan-23	9	D Garbett (M)	25.5	9.595	10-Jan-23
10	D Latham	43.0	4.045	07-Jan-25	10	D Garbett (M)	6.20	10.924	10-Jan-23	9	G Peach (M)	25.5	9.595	10-Jan-23
11	L Smith	42.8	4.026	07-Jan-25	11	JJ Hughes-Dowd	6.56	10.324	10-Jan-23	11	P Rees (M)	24.6	9.256	10-Jan-23
12	A Woodhouse	41.9	3.941	07-Jan-25	12	P Rees (M)	6.72	10.078	27-Jun-23	12	D Turnbull	23.8	8.955	27-Jun-23
13	M Graham	39.5	3.716	07-Jan-25	13	D Turnbull	6.79	9.975	27-Jun-23	13	JJ Hughes-Dowd	23.6	8.880	27-Jun-23
14	D Hughes-Dowd	37.9	3.565	07-Jan-25	14	L Smith	6.84	9.902	07-Jan-25	14	R Lawson	22.8	8.579	27-Jun-23
15	A Stevenson	37.1	3.490	07-Jan-25	15	S Gray (M)	6.99	9.689	10-Jan-23	15	L Smith	22.7	8.541	07-Jan-25
16	M Dutson	33.9	3.189	07-Jan-25	16	A Thompson	7.00	9.675	27-Jun-23	16	J Lawson	22.6	8.504	27-Jun-23
17	C Blake	30.2	2.841	07-Jan-25	17	A Woodhouse	7.01	9.661	07-Jan-25	16	D Latham	22.6	8.504	07-Jan-25
18	A Thompson	N/A	N/A	N/A	18	M Dutson	7.02	9.648	07-Jan-25	18	D Hughes-Dowd	22.5	8.466	27-Jun-23
18	A Turnbull	N/A	N/A	N/A	19	D Latham	7.07	9.579	07-Jan-25	19	M Graham	22.4	8.428	07-Jan-25
18	D Garbett (M)	N/A	N/A	N/A	20	D Hughes-Dowd	7.12	9.512	07-Jan-25	20	S Gray (M)	22.2	8.353	10-Jan-23
18	G Peach (M)	N/A	N/A	N/A	21	H Smith	7.14	9.486	10-Jan-23	21	A Stevenson	21.8	8.202	10-Jan-23
18	H Smith	N/A	N/A	N/A	22	R Lawson	7.18	9.433	27-Jun-23	22	H Smith	21.3	8.014	10-Jan-23
18	J Lawson	N/A	N/A	N/A	23	J Lawson	7.26	9.329	27-Jun-23	22	A Thompson	21.3	8.014	27-Jun-23
18	JJ Hughes-Dowd	N/A	N/A	N/A	24	M Graham	7.27	9.316	07-Jan-25	24	A Woodhouse	21.0	7.901	07-Jan-25
18	R Lawson	N/A	N/A	N/A	25	S Smith	7.50	9.030	10-Jan-23	25	S Smith	20.3	7.638	10-Jan-23
18	S Gray (M)	N/A	N/A	N/A	26	A Stevenson	7.52	9.006	27-Jun-23	26	M Dutson	19.0	7.149	07-Jan-25
18	S Smith	N/A	N/A	N/A	27	C Blake	9.87	6.862	07-Jan-25	27	C Blake	15.8	5.945	07-Jan-25
Pos	Junior	Laps	MPH	Date	Pos	Junior	Time	MPH	Date	Pos	Junior	Laps	MPH	Date
1	JT Hughes-Dowd	44.2	4.158	07-Jan-25	1	L Bowles	6.41	10.566	10-Jan-23	1	L Bowles	24.4	9.181	10-Jan-23
2	JJ Hughes-Dowd	42.2	3.970	07-Jan-25	2	JJ Hughes-Dowd	6.52	10.388	27-Jun-23	2	JJ Hughes-Dowd	23.6	8.880	27-Jun-23
3	J Woodhouse	38.1	3.584	07-Jan-25	3	JT Hughes-Dowd	6.98	9.703	07-Jan-25	3	JT Hughes-Dowd	22.6	8.504	07-Jan-25
4	T Stevenson	35.8	3.368	07-Jan-25	4	H Smith	7.14	9.486	10-Jan-23	4	H Smith	21.3	8.014	10-Jan-23
5	J Graham	30.4	2.860	07-Jan-25	5	J Lawson	7.26	9.329	27-Jun-23	5	J Thompson	21.0	7.901	27-Jun-23
6	L Whittaker	28.0	2.634	07-Jan-25	6	J Woodhouse	7.40	9.152	27-Jun-23	6	J Lawson	20.3	7.638	27-Jun-23
7	E Woodhouse	N/A	N/A	N/A	7	J Thompson	7.45	9.091	27-Jun-23	7	J Woodhouse	19.1	7.187	07-Jan-25
7	H Smith	N/A	N/A	N/A	8	J Graham	7.74	8.750	07-Jan-25	8	T Stevenson	18.1	6.810	07-Jan-25
7	J Lawson	N/A	N/A	N/A	9	L Whittaker	8.11	8.351	07-Jan-25	9	J Graham	17.6	6.622	07-Jan-25
7	J Thompson	N/A	N/A	N/A	10	T Stevenson	8.15	8.310	07-Jan-25	10	L Whittaker	16.5	6.208	07-Jan-25
7	L Bowles	N/A	N/A	N/A	11	E Woodhouse	11.18	6.058	27-Jun-23	11	E Woodhouse	12.6	4.741	27-Jun-23



Visit [dhorc.co.uk](http://dhorc.co.uk) or Find us on **facebook**

Derby HO Racing Club



**dhorc**




TOMY AFX TYCO Carrera DIGITAL

Club Night

**R&R**

# Rules & Regulations 2025



Derby HO Racing Club  [www.dhorc.co.uk](http://www.dhorc.co.uk)

**dhorc**

Home of HO Le Mans

TOMY AFX TYCO

Derby HO Racing Club  [www.dhorc.co.uk](http://www.dhorc.co.uk)

**dhorc**

Home of HO Le Mans

Carrera DIGITAL

<https://dhorc.co.uk/wp-content/uploads/2025/01/DHORC-Rules-Regs-2025.pdf>



## LEXAN BODY CATALOGUE

### Legends

SWB = 38mm (1.5")  
between axle centres

LWB = 41mm (1.6")  
between axle centres



AC Cobra  
Convertible  
LWB



Acura NSX  
GT3 2017  
LWB  
30mm Clip



Alfa Romeo 155  
Touring Car  
LWB  
29mm Clip



Alfa Romeo  
BTCC  
LWB  
30mm Clip



Alfa Romeo  
TZ3 Corsa  
SWB  
29mm Clip



Aston Martin  
Vantage GT3  
LWB



Audi  
R8LMS GT3  
LWB



Audi S3  
BTCC  
LWB  
27mm Clip



Austin  
Mini Cooper  
SWB  
28mm Clip



Bentley  
Continental GT3  
LWB  
30mm Clip
















BMW  
320i Turbo Grp5  
SWB  
27mm Clip



BMW 1 Series  
BTCC  
LWB  
29mm Clip








































BMW  
M1  
SWB  
30mm Clip
















			
BMW M3 GT2 LWB 27mm Clip	BMW Z4 GT3 LWB	BMW Z8 Convertible LWB 30mm Clip	Bugatti EB110 SWB 32mm Clip
			
Bugatti Veyron LWB 31mm Clip			
			
Chevrolet Nastruck LWB 30mm Clip	Chevron B19 SWB or LWB 29mm Clip	Corvette C5r GT SWB 30mm Clip	Corvette C7r GT 2017 LWB 31mm Clip
			
Corvette C8r GT3 LWB	Corvette Daytona Prototype SWB 30mm Clip	Corvette 1969 Stingray SWB 30mm Clip	
			
Datsun 240Z SWB 27mm Clip	Datsun Fairlady 2000 LWB 26mm Clip	Dodge Challenger LWB 31mm Clip	

			
Ferrari 250 gt Berlinetta Lusso SWB 30mm Clip	Ferrari 250 GTO LWB 29mm Clip	Ferrari 308 GTb LWB 28mm Clip	Ferrari 365 GTb Daytona SWB 28mm Clip
			
Ferrari 488 Gte LWB 29mm Clip	Ferrari 512 LM SWB or LWB 29mm Clip	Ferrari 575 GTc LWB 30mm Clip	Ferrari 612 Can-Am SWB 32mm Clip
			
Ferrari F40 SWB 32mm Clip	Ferrari Testarossa SWB 32mm Clip	Ford Capri SWB 30mm Clip	Ford Escort SWB 29mm Clip
			
Ford Custom Van LWB 30mm Clip	Ford Focus RS BTCC LWB 29mm Clip	Ford 2006 GT LWB 29mm Clip	Ford 2016 GT LWB Body Pins Only
			
Ford GT40 SWB 29mm Clip	Ford 2005 Mustang LWB 27mm Clip		

			
Honda Civic BTCC LWB 28mm Clip	Honda Integra LWB 28mm Clip	Honda S2000 SWB 26mm Clip	
			
Jaguar D Type LWB 30mm Clip	Jaguar XJ 220 LWB 32mm Clip	Jaguar XJR 5 (Grp 44) SWB 32mm Clip	Jaguar XJR 9 (Grp C) SWB or LWB 33mm Clip
			
Jaguar XKR GT3 LWB 30mm Clip			Koenigsegg CCX LWB 30mm Clip
			
Lamborghini Contach SWB 29mm Clip	Lamborghini Huracan GT3 LWB 32mm Clip	Lamborghini Miura Concept LWB 30mm Clip	Lamborghini Miura Jota SWB 28mm Clip
			
Lancia LC2 SWB 31mm Clip	Lotus Elise LWB 27mm Clip	Lotus Espirit LWB	Lotus Europa LWB 31mm Clip

			
Matchbox Hi-Tailer LWB 33mm Clip	Mazda 787b (Grp C) LWB 30mm Clip	Mazda RX7 SWB 27mm Clip	McLaren F1 GTr LWB
			
McLaren MP4 12C GT3 LWB 28mm Clip	Mercedes Gullwing 300SL SWB	Mercedes 300SLR LWB	Mercedes CLK GTB LWB 30mm Clip
			
Mercedes DTM Car LWB 30mm Clip	MG 6GT BTCC LWB 28mm Clip	Mini Mini Cooper LWB 27mm Clip	Morris Minor LWB 27mm Clip
			
Mustang 1967 GT 500 SWB 30mm Clip	Mustang Mach 1 SWB 30mm Clip		
			
Nascar  SWB 32mm Clip	Nissan 300ZX SWB 31mm Clip	Nissan March 86G Gtp SWB or LWB 30mm Clip	Nissan R390 GT LWB 32mm Clip

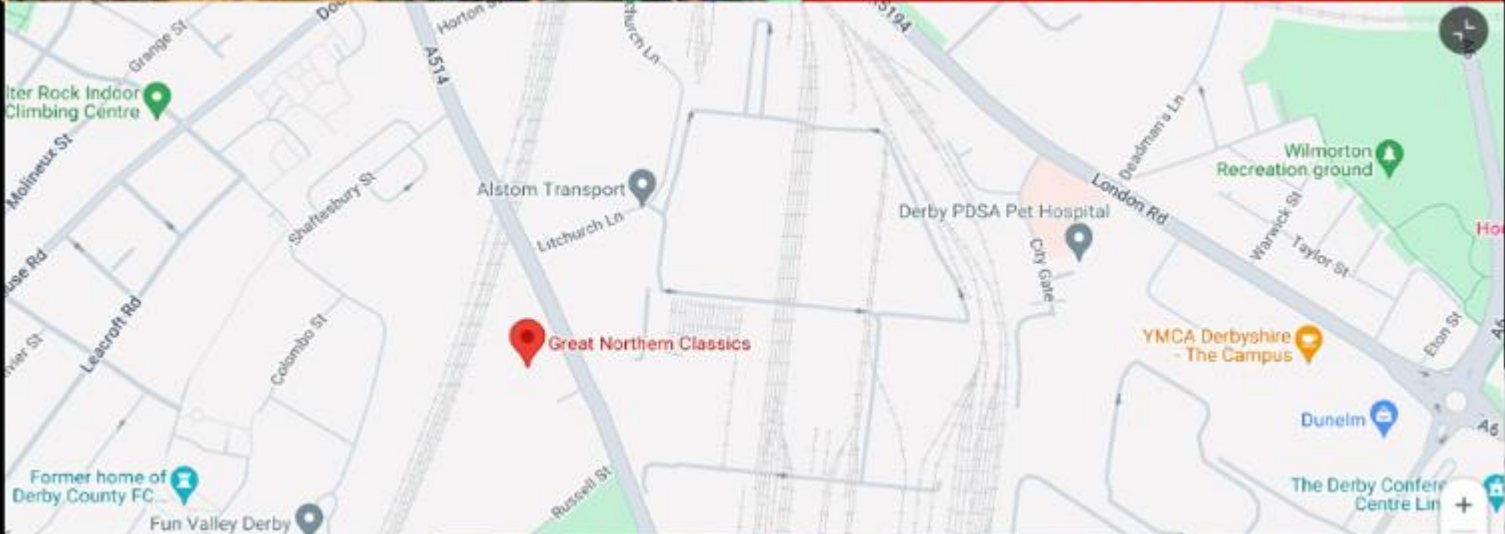
			
Nissan 1989 R89C LWB 32mm Clip	Nissan 1977 Skyline GT-R LWB 27mm Clip	Nissan R32 Skyline SWB 30mm Clip	Nissan Grp C SWB 32mm Clip
			
Pagani Huayra LWB 29mm Clip	Pagini Zonda C12 LWB 30mm Clip	Panoz 1999 LMP-1 LWB 32mm Clip	Peugeot 905 Grp C SWB or LWB 31mm Clip
			
Pontiac 1977 Firebird LWB 30mm Clip	Porsche 908 SWB 29mm Clip	Porsche 910 LWB 32mm Clip	Porsche 911 GT3 SWB 27mm Clip
			
Porsche 911 Turbo RSR GT3 LWB 28mm Clip	Porsche 917 SWB or LWB 31mm Clip	Porsche 934 Turbo RSR SWB 26mm Clip	Porsche 935 Turbo SWB 28mm Clip
			
Porsche 956 Grp C SWB 31mm Clip	Porsche 959 SWB 29mm Clip	Porsche 962 Grp C LWB 32mm Clip	

			
Renault Clio Cup Car LWB 30mm Clip	Renault Clio V6 LWB 29mm Clip	Renault Megane Trophy LWB 30mm Clip	Renault RS01 GT LWB 28mm Clip
			
Saleen S7 LWB	Sauber Mercedes C11 Grp C SWB or LWB 32mm Clip	Shadow MK 11a LWB 31mm Clip	Shelby Cobra Daytona Coupe SWB 31mm Clip
			
Subaru Levorg BTCC LWB 28mm Clip			
			
Toyota 88C-V Grp C SWB or LWB 32mm Clip	Toyota GT-One LWB	Triumph TR7 LWB 28mm Clip	TVR Sagaris LWB
			
Wiesmann GT MF5 SWB or LWB			Zakspeed Grp 5 Capri SWB or LWB 30mm Clip

# Where is DHORC?



[www.dhorc.co.uk](http://www.dhorc.co.uk)



## GREAT NORTHERN CLASSICS



**Great Northern Classics**  
274 – 278 Osmaston Road  
Derby DE24 8AE

**Nick Sismey**  
[sismey80@hotmail.co.uk](mailto:sismey80@hotmail.co.uk)  
07984339192