

Visit [dhorc.co.uk](http://dhorc.co.uk) or Find us on **facebook**

Derby HO Racing Club **f**  
[www.dhorc.co.uk](http://www.dhorc.co.uk)

# dhorc



**Part 2**

SmartRa((e

**Carrera**  
DIGITAL

**Rounds 01-03**

**Sonoma - GT**

**20Jan26**



**Sprint Races**

**Prize Giving**

**34**  
**Record Attendance**

Official Timing Partner

SmartRa((e

**WORKSHOP TOOLS**

**csl automation**  
woodland auto centre

ROUND 01	ROUND 02	SR01 RND 03
01 S Goodlip	01 T Gray	01 V de Oliveira
02 S Whittaker	02 S Goodlip	02 S White
03 T Gray	03 A Smith	03 S Goodlip
<b>DHORC-CD 210</b>	<b>DHORC-CD 211</b>	<b>DHORC-CD 212</b>

**News:** Corporate - Track Plans - Facebook Followers 70K - New Member



# About:



## History and Key Facts

### HO Club founded on 7 July 1992

- DHORC: Derby HO Racing Club ("HO" Is The Scale = 1/64th)
- Tenant at Great Northern Classics, open to all!
- Home of world famous international Le Mans 24 Hour race.
- Smaller scale version of Scalextric, once set up works all night!
- Four and Eight lane circuits
- Computerised timing
- Statistics for every meeting and every member since July 1992
- Over 20 race meetings each year
- 50+ circuit designs, up to 567 feet in length
- Eight-lane routed DHORCingham oval
- Two car categories – Tyco open wheel (F1)
  - Tomy SGP, BSRT, VSR enclosed wheel (GC)



### Carrera Digital Club 1<sup>st</sup> race 18 January 2022

- 1/32<sup>nd</sup> Carrera Digital GT Cars
- 16 Evenings a year, minimum 3x15-minute races per driver per evening.
- 12 circuits
- Full computerised timing and stats through SmartRace App



## The Club Nights and Magazine Coverage

### HO

- Racing starts between 18:45 and 19:00 hours – Finished by 21:30 hours
- Minimum of four 3-minute qualifying races & up to two Finals (F1 & GC) for each member
- Championship points for all members
- Magazine produced for every meeting covering every member & track statistic

### Carrera Digital

- Racing starts at 18:00 – Finished by 22:00 hours
- Magazine produced after each evening
- Championship points for all members
- Rules & regulations booklet covering all the DHORC rules produced each year
- Great family atmosphere, a help-all culture

### Membership Fees, Car Costs and Prizes

- Adult £40 and junior (under 16) £20 for HO & Carrera, £50/£25 combined
- Only £50 Total expenditure for two cars HO Cars, £65 one Carrera
- All cars and spares can be bought at club
- Adult, Masters (over 56), Junior (16 & under) HO Championships
- Adult & 70+ Carrera Championships





# Editorial 058 Part 2



The Three Race Reports can be found in Part 2 of Magazine Issue 058 together with the Championships and stats. Enjoy

Nick Sismey



Front Cover: Sonoma Raceway up on the Mezzanine.

Derby HO Racing Club		Committee...2026		Derby HO Racing Club	
<b>Chairman / Treasurer</b>	Nick Sismey	M 07984 339 192		sismey80@hotmail.co.uk	
<b>Vice Chairman</b>	Phil Rees	M 07912 378 652		dhorcman.p.r@ntlworld.com	
<b>Secretary</b>	Laura Edwards	M 07501 217 254		laurabubbles07@hotmail.co.uk	
<b>CD Spares</b>	Stuart Gray	M 07874 253 955		stuartgray7@btinternet.com	
<b>HO Spares + HO &amp; CD Race Control</b>	Lewis Blacker	M 07713 059 906		lewisjayblacker@outlook.com	
<b>HO Race Control</b>	Dan Hughes-Dowd	M 07568 480 438		dthd1984@gmail.com	
<b>HO Parc Ferme</b>	Reuben Litherland	M 07775 061 685		rj.litherland@yahoo.com	
<b>HO &amp; CD Race Control</b>	Liam Smith	M 07477 698 158		liam-smith-93@hotmail.co.uk	
<b>Carrera Digital</b>	Victor de Oliveira	M 07841 505 860		vic.deo@hotmail.com	
<b>HO Carrera Digital Scrutineer</b>	Angus Smith	M 07591 813 431		angus@angussmith500.plus.com	
<b>HO Carrera Digital Scrutineer</b>	Simon Goodlip	M 07803 551708		simon.goodlip@sky.com	
<b>Carrera Digital</b>	Steve White	M 07859 999 480		wslotcarsteve@gmail.com	

THIS MAGAZINE IS PUBLISHED AND COPYRIGHT 2026 BY DHORC, AND NO PORTION MAY BE REPRODUCED OR TRANSMITTED WITHOUT WRITTEN PERMISSION, AND MAY CONTAIN ARTICLES AND GRAPHICS REPRINTED WITH THE PERMISSION OF THE ORIGINAL COPYRIGHT HOLDER, WHO RETAINS ALL RIGHTS

**Contents.....058 Part 2**

Page Details

003 Editorial

004 Contents

005 Race Report – Sonoma GT – 20 January 2026 - Round 01

014 Race Report – Sonoma GT – 20 January 2026 - Round 02

020 Race Report – Sonoma GT – 20 January 2026 - Round 03 (SR1)

026 Best Results at Sonoma

030 Championship Tables

044 Members' Statistics


054 Next Circuit - Monza – 30/31 January 2026 - Rounds 04 to 12

057 Rules & Regulations 2026

058 Razorlite Spares




	2022	2023	2024	2025	2026	2022 - 2026
Club Nights	33	44	63	69	3	212
Average Att	18	24	22	26	31	24
Laps	40,497.6	69,152.3	89,128.9	93,478.7	4,595.7	296,853.2
Feet	5,075,414	8,489,973	12,593,072	13,734,688	626,164	40,507,710
Miles	969	1,621	2,402	2,619	119	7,728




# Race Report



# Sonoma Raceway




# Round 01




# 20<sup>th</sup> January 2026



Two time Carrera Digital Champion Simon Goodlip helped out at Parc Ferme and with the Results Service but still had time to take the first win of the year.



# Sonoma Raceway (USA)



Previous Results

				1st	2nd	3rd
DHORC-CD 210	20-Jan	2026	136'3"	S Goodlip	S Whittaker	T Gray
DHORC-CD 211	20-Jan	2026	136'3"	T Gray	S Goodlip	A Smith
DHORC-CD 212 (SR01)	20-Jan	2026	136'3"	V de Oliveira	S White	S Goodlip

Circuit Records Lap Length 136'3"

**Qualifying / Fastest Lap**

GT V de Oliveira 13Jan26  
8.819 secs (10.534 mph)

**Race Laps (15 Mins)**


GT S Goodlip 20Jan26  
76.6 Laps

**Race Laps (5 Mins)** Sprint Races

GT V de Oliveira 20Jan26  
28.4 Laps


**Evening Group Points**

GT S Whittaker 20Jan26  
25.5 Points



SONOMA RACEWAY  
136'3"

- R1 60° Hairpin
- R1 30° & 60°
- R2 30°
- R3 30°
- R4 15°
- Power Inputs





## Sonoma Carrera Digital 20Jan26

### Race Groups - Issue 4

Grp	Competitor	Rank		Grp	Competitor	Rank
-----	------------	------	--	-----	------------	------

A		
A1	S White	3.370
A2	S Goodlip	3.630
A3	A Smith	5.667
A4	L Pateman	7.148
A5	T Whittaker	8.296
A6	JJ Hughes-Dowd	10.074

D		
D1	D Kalyan	15.000
D2	A Mitro	15.852
D3	L Blacker	16.148
D4	A Staniec	16.259
D5	D Edwards	16.370
D6	D Hughes-Dowd	18.037

B		
B1	P Rees	10.333
B2	S Gray	10.815
B3	T Gray	10.815
B4	J Woodhouse	11.000
B5	C Cooper	11.296
B6	S Whittaker	11.556

E		
E1	N Jarram	18.333
E2	A Woodhouse	19.556
E3	J Wardle	19.815
E4	D Trantom	21.037
E5	S Rankin	21.148
E6	L Edwards	24.296

C		
C1	L Smith	11.852
C2	C Blake	12.067
C3	J Borges	12.704
C4	C Hawes	13.296
C5	R Booth	14.741
C6	J Bowles	14.778

Standing Down F		
S1	N Sismey	4.148
S2	V de Oliveira	4.926
S4	T Mullen	12.259
S4	J Kalyan	19.852

Standing Down Unavailable		
S5	M Thorpe	10.222

Weekend Racers		
W1	K Spink	5.370
W2	B Whitehouse	14.593
W3	G Ng	14.741
W4	L Hobson	17.296

Unavailable		
U1	S Bradley	8.630
U2	M Dutson	21.481

Reserves		
R1	M Blood	New
R2	M Gretton	New

**Key: Stuart averaged 5.000 in last race, Tom 16.333, so Stuart B2**



Dave Edwards equalled his best finish with fourth in Round 1



## Double Champion takes first blood!



**Simon Goodlip**, our only double ('23/'24) Carrera Digital Champion, and his Audi R8, took first blood in California with his 46<sup>th</sup> career win to match '22 Champion **Angus Smith** in the all-time charts in second place. This followed a club record 71<sup>st</sup> Pole position making it three in a row after his two Pole's at Luanda. Both his 73.8 laps and 9.134 second Qualifying time were track records on our new 136'3" Sonoma Raceway. Simon also took his 58<sup>th</sup> fastest lap giving him a maximum 45 points in Round 1.

We had a capacity 30 car grid for our first two 15-minute Endurance Race of the year, with four racers waiting in the wings to run in our 5-minute Sprint Race later in the Evening. While Simon was still celebrating, the following evening, **Steve White** had to be consoled as we had forgotten he was carrying a one lap penalty from his win on the Luanda Roval! Therefore instead of being second on the grid, just a tenth behind Simon (having run out of fuel on the last lap!) he and his Porsche 911 dropped to fifth 1.1 laps back! This of course moved Group B winner **Steve Whittaker** with a similar Porsche 911 up a place to a PB equalling second, half a lap behind our winner. He also set the third fastest lap beating his fifth at Mexico City on 26Oct25. Second in the B with his BMW was **Tom Gray**, moving up to third, also on 73.0 laps, but just starting his 74<sup>th</sup>.






**Round 01**

**20 January 2026**

		
		
<b>2nd</b>	<b>1st</b>	<b>3rd</b>
<b>Steve Whittaker</b>	<b>Simon Goodlip</b>	<b>Tom Gray</b>

**Dave Edwards** and his McLaren made it three Group winners in the top four, taking the D, and also equalling his best finish, just two tenths behind Tom, with the unconsolable Steve a tenth behind him. Angus, running a pink Audi rather than his usual orange McLaren, was 1.3 laps behind Steve in sixth while fellow 2 Fast 2 Furious teammate **Lewis Blacker's** Ferrari was but a tenth further back. **Andrew Woodhouse**, with the second Ferrari home, took the Group E win, 1.3 laps back, in eighth, showing the depth of racing skill throughout the grid.

The first Lamborghini to see the checkered flag was in the hands of **Dan Hughes-Dowd**, taking ninth on 69.2 laps. A great start for his new Team Joy Riders, teamed up with his returning son **JJ Hughes-Dowd**. Dan also set the fifth fastest lap of the race. **James Wardle** and his Porsche 911 hit the top ten for the very first time in his 12<sup>th</sup> start on 67.5 laps ,1.7 behind Dan, beating his 17<sup>th</sup> on 29Nov25 at Bathurst. This meant we had two from Group E, three from D, two from B and three from Group A in the top ten! Where was Group C?



James Wardle swapping his car's braids took a PB 10<sup>th</sup> in Round 1, while Nick Jarram was very consistent with a 13<sup>th</sup>, 14<sup>th</sup> & 12<sup>th</sup> including a Group E win in Round 3.

**Lee Pateman's** Audi R8 joined James on 67 laps just passing the third tenth taking fourth in the A while the Porsche 911 of **Anthony Mitro** took fourth in the D, 0.9 laps behind Lee, in 12<sup>th</sup>. He set the ninth fastest lap which was one place better than his tenth at Sakhir on 08Jul25. **Nick Jarram's** McLaren took seventh on the grid, a five place improvement from 12<sup>th</sup> at Suzuka on 24Oct25. He would lose out to the tune of 2.4 laps to Anthony, lapping nearly 1.5 seconds slower, which did mean however he must have been more consistent.

JJ is back! Our three time winner has returned full time in 2026 having only run at Mexico City in 2025. He and his Audi R8 would take fifth place in Group A beating, third in Group B, **Chris Cooper's** McLaren into 14<sup>th</sup> by six tenths of a lap, both on their 64<sup>th</sup> lap. Before closing out the first half of the 30 strong grid Chris took an impressive third on the grid beating his fourth some 193 Club Nights ago on 16Aug22 at Daytona!

Qualifying		Final Position								Fastest Lap				Final Points				Group Points				
Pos	Competitor	Time	MPH	Pos	Grp	Fin	Pts	Competitor	Laps	Pts	Pos	Grp	Competitor	Time	MPH	Pts	Pos	Competitor	Pts	Pos	Competitor	Pts
1	S Goodlip	9.134	10.171	1	A2	A1	7	S Goodlip	73.8	40	1	A2	S Goodlip	9.803	9.476	5	1	S Goodlip	45	1	S Whittaker	11
2	S White	9.589	9.688	2	A1	A2	5	S White	73.7	33	2	A1	S White	9.907	9.377	4	2	S White	37	2	D Edwards	10
3	C Cooper	9.905	9.379	3	B6	B1	11	S Whittaker	73.3	29	3	B6	S Whittaker	9.923	9.362	3	3	S Whittaker	29	3	J Bowles	9
4	A Smith	10.011	9.280	4	B3	B2	6	T Gray	73.0	26	4	B3	T Gray	9.928	9.357	2	4	T Gray	28	4	S Goodlip	7
5	L Blacker	10.283	9.034	5	D5	D1	10	D Edwards	72.8	24	5	D6	D Hughes-Dowd	10.270	9.046	1	5	D Edwards	24	4	D Hughes-Dowd	7
6	L Smith	10.287	9.031	6	A3	A3	4	A Smith	71.4	22	6	B5	C Cooper	10.357	8.970		6	A Smith	22	4	A Woodhouse	7
7	N Jarram	10.338	8.986	7	D3	D2	6	L Blacker	71.3	21	7	A3	A Smith	10.394	8.938		7	L Blacker	21	7	C Cooper	6
8	T Whittaker	10.484	8.861	8	E2	E1	7	A Woodhouse	70.0	20	8	A4	L Pateman	10.430	8.907		8	A Woodhouse	20	7	L Blacker	6
9	T Gray	10.753	8.639	9	D6	D3	7	D Hughes-Dowd	69.2	19	9	D2	A Mitro	10.491	8.855		8	D Hughes-Dowd	20	7	J Wardle	6
10	S Whittaker	10.775	8.622	10	E3	E2	6	J Wardle	67.5	18	10	D3	L Blacker	10.494	8.852		10	J Wardle	18	7	L Smith	6
11	D Hughes-Dowd	10.785	8.614	11	A4	A4	3	L Pateman	67.3	17	11	D5	D Edwards	10.737	8.652		11	L Pateman	17	7	T Gray	6
12	C Hawes	10.855	8.558	12	D2	D4	3	A Mitro	66.5	16	12	C4	C Hawes	10.849	8.563		12	A Mitro	16	7	R Booth	6
13	R Booth	11.009	8.438	13	E1	E3	4	N Jarram	64.1	15	13	A5	T Whittaker	10.964	8.473		13	N Jarram	15	13	S White	5
14	C Blake	11.019	8.431	14	A6	A5	3	JJ Hughes-Dowd	63.6	14	14	C1	L Smith	11.073	8.390		14	JJ Hughes-Dowd	14	13	L Edwards	5
15	S Gray	11.022	8.428	15	B5	B3	6	C Cooper	63.0	13	15	E3	J Wardle	11.201	8.294		15	C Cooper	13	15	A Smith	4
16	JJ Hughes-Dowd	11.189	8.303	16	C1	C1	6	L Smith	62.8	12	16	D4	A Staniec	11.219	8.280		16	L Smith	12	15	N Jarram	4
17	P Rees	11.227	8.274	17	B1	B4	3	P Rees	62.7	11	17	E2	A Woodhouse	11.258	8.252		17	P Rees	11	17	L Pateman	3
18	J Wardle	11.414	8.139	18	C6	C2	9	J Bowles	62.6	10	18	A6	JJ Hughes-Dowd	11.401	8.148		18	J Bowles	10	17	C Hawes	3
19	J Borges	11.460	8.106	19	D1	D5	2	D Kalyan	62.5	9	19	C5	R Booth	11.446	8.116		19	D Kalyan	9	17	P Rees	3
20	A Staniec	11.782	7.885	20	C5	C3	6	R Booth	61.6	8	20	C3	J Borges	11.597	8.010		20	R Booth	8	17	JJ Hughes-Dowd	3
21	J Bowles	12.070	7.697	21	C4	C4	3	C Hawes	60.9	7	21	C6	J Bowles	11.760	7.899		21	C Hawes	7	17	A Mitro	3
22	D Kalyan	12.127	7.660	22	A5	A6	1	T Whittaker	59.7	6	22	E1	N Jarram	11.960	7.767		22	T Whittaker	6	22	D Kalyan	2
23	S Rankin	12.843	7.233	23	E6	E4	5	L Edwards	58.1	5	23	E5	S Rankin	11.967	7.763		23	L Edwards	5	22	C Blake	2
24	D Trantom	13.146	7.067	24	C2	C5	2	C Blake	58.0	4	24	B2	S Gray	12.022	7.727		24	C Blake	4	22	D Trantom	2
25	A Mitro	DNQ	DNQ	25	C3	C6	1	J Borges	56.8	3	25	C2	C Blake	12.154	7.643		25	J Borges	3	22	S Gray	2
25	A Woodhouse	DNQ	DNQ	26	B2	B5	2	S Gray	54.5	2	26	E4	D Trantom	12.173	7.631		26	S Gray	2	26	T Whittaker	1
25	D Edwards	DNQ	DNQ	27	E4	E5	2	D Trantom	53.5	1	27	B1	P Rees	12.177	7.629		27	D Trantom	1	26	J Borges	1
25	J Woodhouse	DNQ	DNQ	28	B4	B6	1	J Woodhouse	52.3		28	D1	D Kalyan	12.491	7.437		28	J Woodhouse	1	26	J Woodhouse	1
25	L Edwards	DNQ	DNQ	29	E5	E6	1	S Rankin	48.5		29	E6	L Edwards	12.651	7.343		28	S Rankin	1	26	S Rankin	1
25	L Pateman	DNQ	DNQ	30	D4	D6	1	A Staniec	25.5		30	B4	J Woodhouse	12.927	7.186		28	A Staniec	1	26	A Staniec	1

**Liam Smith** was again instrumental in recording the tenths after each race and helping out with the results. In between this he posted a 16<sup>th</sup> place finish but also became the first Group C racer across the line to take his first Group win of the season. There was only a tenth of a lap between his green Audi R8 and **Phil Rees** running the very first Ford Mustang to hit a DHORC Carrera Digital race. **James Bowles'** Porsche 911 was but another tenth back in 18<sup>th</sup> as he followed Liam home in the C, while yet another tenth was the gap to **Daniel Kalyan's** striking KFC sponsored Audi R8 in 19<sup>th</sup>. The top 20 was closed out by **Richard Booth** and his McLaren, as he joined the 70+ Group Challenge for the first time. His six points from third in the C took him straight to the top of that Championship.

**Cameron Hawes** made it four Group C finishers in the last six places, his McLaren seven tenths behind Richard's. **Ted Whittaker** rounded out Group A in 22<sup>nd</sup> his Audi R8 being one of five Audis on the top Group's grid! He was 0.8 laps behind Cameron while in 23<sup>rd</sup> was **Laura Edwards'** pink Iron Dames Ferrari which was another 1.6 laps further back in 23<sup>rd</sup>. Another tenth back was **Colin Blake's** Audi R8 in 24<sup>th</sup> with fellow Group C racer **José Borges'** identical Liqui Moly Audi R8 1.2 laps to the rear, all six Group C racers spanning 16<sup>th</sup> to 25<sup>th</sup>.

CD 2024 70+ Group Challenge Champion **Stuart Gray** was one of three 70+ racers in the last five places. His McLaren in 26<sup>th</sup> was exactly a lap ahead of fellow 70+ racer **Dave Trantom's** Porsche 911 with our youngest racer in 2026, 11 year-old **Jenson Woodhouse** in 28<sup>th</sup> with his striking red and white Lionspeed Porsche 911, 1.2 laps back. The second Lamborghini on the 30 strong grid was **Simon Rankin's** yellow ARC Bratislava example which he took to 29<sup>th</sup>, bringing up the rear

of Group E while our reigning 70+ Group Challenge Champion **Andrew Staniec** brought Group D and the grid to a close with the first Wooden Spoon of the year.




**Group 'E' – Laura Edwards, Simon Rankin, Dave Trantom, James Wardle, Andrew Woodhouse & Nick Jarram.**



**Group 'D' – JJ Hughes-Dowd, Dave Edwards, Andrew Staniec, Lewis Blacker, Anthony Mitro & Daniel Kalyan**





**Group 'B' – Steve Whittaker, Chris Cooper, Jenson Woodhouse, Tom Gray, Stuart Gray & Phil Rees. Apologies Group 'C' was missed!**



# Race Report



**Sonoma Raceway**

 **Round 02** 

**20<sup>th</sup> January 2026**



Tom Gray took his third career victory in Round 2



## Tom takes his BMW to victory



**Tom Gray** became the second racer to take a win with a BMW, beating Round 1 winner **Simon Goodlip** by four tenths of a lap thanks to Simon's one lap penalty. His 75.6 laps, plus a lap, was the new track record for Sonoma but he had to settle for second this time and back-to-back Group A wins, with Tom recording his third career victor and first since Round 13 of 2025, together with the Group B win. Prior to this our double Carrera Digital Champion, Simon, set a record 72<sup>nd</sup> Pole with four in a row, and, during the race, took his 59<sup>th</sup> (2<sup>nd</sup>) fastest lap. He takes a 17 point lead over Tom in the Championship.

**Angus Smith** moved up three places from Round 01 to take his first podium of the year 1.2 laps behind Simon with his teammate **Lewis Blacker** again both one place and one tenth of a lap behind him in fourth. He made it three Group winners in the top four with the D victory his prize. **Andrew Staniec** made a spectacular recovery from his worst ever finish, 30<sup>th</sup> and the Wooden Spoon, in Round 01 to record his best ever finish, fifth here, beating his sixth at Bathurst on 29Nov25. Some turn around that! To add to that he also set the eighth fastest lap beating his 11<sup>th</sup> on the Luanda Oval on 17Dec24 with the reigning 70+ Group Challenge Champion taking the most points in that category in this race, seven. **Steve Whittaker** also took a PB with fourth on the grid, improving on his fifth on 24Oct25 at Suzuka. He dropped four places at the flag compared to the first race of the year taking sixth, half a lap back, leaving Sonoma with third place in the Championship, 12 points behind Tom.



Despite losing his one lap penalty **Steve White** also dropped places, two, with seventh, six tenths behind Mr Whittaker whose son **Ted Whittaker** followed Mr White home, 1.4 laps the gap, while **Andrew Woodhouse** again beat his Group B racing son, taking ninth, and again won Group E. All five Group winner were in the top ten with **Liam Smith** again taking Group C and again the Group C winner was the last of the Group winners, but at least he was six places better off than Round 01. **Dan Hughes-Dowd** made sure all three dads did the double over their sons at Somona taking 11<sup>th</sup> leading home the 60+ lapper brigade of which there were 13 in this Round matching the earlier race.



Group 'A' – JJ Hughes-Dowd, Ted Whittaker, Lee Pateman, Angus Smith, Simon Goodlip & Steve White



Again SmartRace kept the whole evening going without a problem.

**Anthony Mitro** was another one with a PB, taking the seventh fastest lap in Round 2, beating his ninth set in the previous race. Finishing in the same 12<sup>th</sup> place as Round 01 he had added 1.9 laps to his total beating **Stuart Gray**, in 13<sup>th</sup> by four tenths. He halved his finishing position in the inaugural race. With Stuart in 13<sup>th</sup> it meant **Nick Jarram** dropped a place to 14<sup>th</sup> despite improving his best lap score by 3.8 laps, thanks to everyone else improving their lot during the second race of the evening. He was only a tenth behind Stuart while **Daniel Kalyan** had to give good half a lap in 15<sup>th</sup>, his 4.9 lap increase moving him up four places.

Qualifying		Final Position					Fastest Lap					Final Points			Group Points							
Pos	Competitor	Time	MPH	Pos	Grp	Fin	Pts	Competitor	Laps	Pts	Pos	Grp	Competitor	Time	MPH	Pts	Pos	Competitor	Pts	Pos	Competitor	Pts
1	S Goodlip	9.134	10.171	1	B3	B1	8	T Gray	76.0	40	1	A2	S Goodlip	9.335	9.952	5	1	T Gray	41	1	S Whittaker	9
2	S White	9.589	9.688	2	A2	A1	7	S Goodlip (-1)	75.6	33	2	A1	S White	9.440	9.841	4	2	S Goodlip (-1)	38	2	T Gray	8
3	C Cooper	9.905	9.379	3	A3	A2	6	A Smith	74.4	29	3	D6	D Hughes-Dowd	9.704	9.573	3	3	A Smith	29	2	L Blacker	8
4	S Whittaker	9.923	9.362	4	D3	D1	8	L Blacker	74.3	26	4	B6	S Whittaker	9.727	9.551	2	4	L Blacker	26	4	S Goodlip (-1)	7
5	T Gray	9.928	9.357	5	D4	D2	7	A Staniec	73.0	24	5	B3	T Gray	10.015	9.276	1	5	S White	25	4	A Woodhouse	7
6	A Smith	10.011	9.280	6	B6	B2	9	S Whittaker	72.5	22	6	A3	A Smith	10.060	9.234		6	A Staniec	24	4	A Staniec	7
7	D Hughes-Dowd	10.270	9.046	7	A1	A3	4	S White	71.9	21	7	D2	A Mitro	10.379	8.951		6	S Whittaker	24	4	D Hughes-Dowd	7
8	L Blacker	10.283	9.034	8	A5	A4	4	T Whittaker	70.5	20	8	D4	A Staniec	10.397	8.935		8	T Whittaker	20	8	L Smith	6
9	L Smith	10.287	9.031	9	E2	E1	7	A Woodhouse	70.2	19	9	B5	C Cooper	10.411	8.923		8	D Hughes-Dowd	20	8	A Smith	6
10	N Jarram	10.338	8.986	10	C1	C1	6	L Smith	70.0	18	10	D3	L Blacker	10.466	8.876		10	A Woodhouse	19	8	R Booth	6
11	L Pateman	10.430	8.907	11	D6	D3	7	D Hughes-Dowd	69.3	17	11	C1	L Smith	10.536	8.817		11	L Smith	18	11	N Jarram	5
12	T Whittaker	10.484	8.861	12	D2	D4	3	A Mitro	68.4	16	12	E1	N Jarram	10.540	8.814		12	A Mitro	16	11	C Blake	5
13	A Mitro	10.491	8.855	13	B2	B3	4	S Gray	68.0	15	13	C4	C Hawes	10.658	8.716		13	S Gray	15	11	J Bowles	5
14	D Edwards	10.737	8.652	14	E1	E2	5	N Jarram	67.9	14	14	D5	D Edwards	10.699	8.683		14	N Jarram	14	14	J Wardle	4
15	C Hawes	10.849	8.563	15	D1	D5	2	D Kalyan	67.4	13	15	A5	T Whittaker	10.744	8.646		15	D Kalyan	13	14	S White	4
16	R Booth	11.009	8.438	16	C2	C2	5	C Blake	67.1	12	16	A4	L Pateman	10.826	8.581		16	C Blake	12	14	T Whittaker	4
17	C Blake	11.019	8.431	17	E3	E3	4	J Wardle	66.5	11	17	E3	J Wardle	10.857	8.556		17	J Wardle	11	14	S Gray	4
18	S Gray	11.022	8.428	18	A4	A5	2	L Pateman	66.0	10	18	E2	A Woodhouse	10.858	8.556		18	L Pateman	10	18	A Mitro	3
19	JJ Hughes-Dowd	11.189	8.303	19	B1	B4	3	P Rees	65.3	9	19	C3	J Borges	10.864	8.551		19	P Rees	9	18	P Rees	3
20	J Wardle	11.201	8.294	20	C5	C3	6	R Booth	64.7	8	20	A6	JJ Hughes-Dowd	10.966	8.471		20	R Booth	8	18	L Edwards	3
21	A Staniec	11.219	8.280	21	C6	C4	5	J Bowles	64.3	7	21	B2	S Gray	11.012	8.436		21	J Bowles	7	18	D Trantom	3
22	P Rees	11.227	8.274	22	B5	B5	2	C Cooper	63.5	6	22	C2	C Blake	11.121	8.353		22	C Cooper	6	22	L Pateman	2
23	A Woodhouse	11.258	8.252	23	C3	C5	2	J Borges	61.5	5	23	D1	D Kalyan	11.421	8.134		23	J Borges	5	22	D Kalyan	2
24	J Borges	11.460	8.106	24	E4	E4	3	D Trantom	59.2	4	24	C5	R Booth	11.509	8.072		24	D Trantom	4	22	J Borges	2
25	J Bowles	11.760	7.899	25	E6	E5	3	L Edwards	57.4	3	25	C6	J Bowles	11.531	8.056		25	L Edwards	3	22	C Cooper	2
26	S Rankin	11.967	7.763	26	A6	A6	1	JJ Hughes-Dowd	54.4	2	26	E4	D Trantom	11.886	7.816		26	JJ Hughes-Dowd	2	26	JJ Hughes-Dowd	1
27	D Kalyan	12.127	7.660	27	E5	E6	1	S Rankin	52.5	1	27	E5	S Rankin	11.951	7.773		27	S Rankin	1	26	C Hawes	1
28	D Trantom	12.173	7.631	28	C4	C6	1	C Hawes	50.6		28	E6	L Edwards	12.647	7.345		28	C Hawes		26	S Rankin	1
29	L Edwards	12.651	7.343	29	B4	B6	1	J Woodhouse	48.4		29	B1	P Rees	13.372	6.947		28	J Woodhouse		26	J Woodhouse	1
30	J Woodhouse	12.927	7.186	30	D5	D6	1	D Edwards	15.0		30	B4	J Woodhouse	13.388	6.939		28	D Edwards		26	D Edwards	1

On the same lap as Nick and Daniel **Colin Blake** just started the second tenth of the 68<sup>th</sup> lap as the power ebbed away to lead the second half of the grid with 16<sup>th</sup>, second in the C. Colin improved by eight positions and 9.1 laps! **James Wardle** unfortunately went the other way dropping seven places to 17<sup>th</sup> from a PB tenth. This was as a consequence of completing one lap less, 66.5 laps his score this time. **Lee Pateman** just passed the finish line for the 66<sup>th</sup> time to take 18<sup>th</sup> also dropping seven places while **Phil Rees**, Champion in four categories in 2025, dropped two to 19<sup>th</sup>, his heavy Mustang taking some breaking in.

**Richard Booth** became only our third Member to reach 200 Club Nights in DHORC-CD 2011, meaning he has only missed 11 races in just over four years! Thanks Richard. His 200<sup>th</sup> race saw him finish in 20<sup>th</sup> but retain the lead in the 70+ Group Challenge, adding six points to his total. **James Bowles** took a two place drop to 21<sup>st</sup>, three tenths behind Richard with **Chris Cooper** dropping seven down to 22<sup>nd</sup>, despite adding half a lap to his first round total! **José Borges** improved by two places to 23<sup>rd</sup> but added nearly five laps to his best score at Sonoma with **Dave Trantom** bringing up the rear of our five 70+ racers in 24<sup>th</sup>, his near six lap improvement moving him up three slots.


**Laura Edwards** was very pleased to be able lead the Edwards' clan this time with 57.4 laps being a slight decrease from Round 01 but still enough to beat her hubby! Three laps behind Laura came **JJ Hughes-Dowd**, our double Junior HO Champion, still getting back up to speed with these larger, heavier, slower cars. While he closed out Group A the next four racers closed out the four remaining Groups. Group E racer **Simon Rankin** was the last of the point scorers in 27<sup>th</sup>, Group C runner **Cameron Hawes** 28<sup>th</sup>, **Jenson Woodhouse** in B, 29<sup>th</sup> and **Dave Edwards**, after equalling his best ever finish of fourth in DHORC-CD 210 earlier closing out the grid and Group D in 30<sup>th</sup>.



Andrew Staniec took his best ever finish in Round 2 with 5<sup>th</sup>. Andrew Woodhouse took two Group E wins



Dave Trantom took a best of 24<sup>th</sup> at Sonoma



# Race Report



Steve's Porsche beat Simon's Audi to 2<sup>nd</sup> by a tenth despite losing a front wheel!



**Sonoma Raceway (SR01)**  
 **Round 03**   
**20<sup>th</sup> January 2026**



Reigning Sprint Race Champion Victor de Oliveira kicked off his defence with a win!



## Victor leads home record grid!



**Victor de Oliveira** was one of four racers to step down at Sonoma. For the whole of 2025 only three racers stepped down. Therefore we have already beaten that in 2026, with one extra Tuesday racer, leaving us at 37 as opposed to 36 last year. With four racers stepping down for the two 15-minute Endurance Races but running in the 5-minute Sprint Race we had a record grid of 34 racers. The four step down racers ran in their own Group F.

Victor took his 64<sup>th</sup> Pole thanks to being the only racer to go sub nine seconds during Qualifying on 13Jan26, his 8.819 second lap beating **Simon Goodlip's** 9.134 seconds, also set in Qualifying. Victor couldn't repeat this in the race however with Simon taking his 60<sup>th</sup> fastest lap and all three in 2026. However Victor continued to add to his club record of wins with the 55<sup>th</sup> of his career, nine ahead of Simon and **Angus Smith**. Victor's 28.4 laps gave our reigning Sprint Champion the Group F and overall win over **Steve White**, who took Group A with three wheels on his wagon (Page 23), by 0.2 laps and Simon by 0.3 laps in an incredibly close finish. It was also the first time we had seen an Aston Martin take a DHORC-CD win! Simon lies joint third in the Group Challenge.

2nd	1st	3rd
Steve White	Victor de Oliveira	Simon Goodlip

**Steve Whittaker** was again well inside the top ten with fourth, and his second Group B win of the year here as he takes the lead in the Group Challenge as well as the Team Group Challenge alongside son **Ted Whittaker** with Team At Whitt's End. **Chris Cooper** had his best run of the night with fifth half a lap behind fellow Group B racers Steve, with **Nick Sismey** running in his first race of the year with his new Porsche 911 after, like Victor, stepping down for the Rounds 1 & 2. He was 0.2 laps behind Chris in sixth.



**Dave Edwards** bounced back from the Wooden Spoon in the last race to claim seventh here and his second Group D win of 2026. Round 2 winner **Tom Gray** was two tenths behind Dave with **Andrew Staniec**, our other Wooden Spoon claimant, taking a much improved ninth to go with his PB fifth earlier. He now lies second in the 70+ Group Challenge. **Lewis Blacker** actually got ahead

of fellow 2 Fast 2 Furious teammate Angus this time, by no less than nine places as he followed joint D racer Andrew home by 0.4 laps. Lewis and Angus sit second in the Team Championship by six points.



The four Stand Down Group 'F' racers joined the fray for the 5-minute Sprint Race with Jag Kalyan, Terry Mullen, Victor de Oliveira & Nick Sismey taking to Sonoma for the first time.



Only three wheels on Steve White's second placed wagon!

**Anthony Mitro** made Group D the most populous team in the top 11 places with four, as he finished four tenths behind Lewis. He also set 10<sup>th</sup> on the grid beating his 13<sup>th</sup> at Bathurst on 28Nov25. **Nick Jarram** was very consistent at Sonoma with a 13<sup>th</sup> then a 14<sup>th</sup> and now a 12<sup>th</sup> place finish taking his first Group win of the year, the E. He was followed home by just a tenth by triple Group C winner in California **Liam Smith** in 13<sup>th</sup> alongside **Dan Hughes-Dowd**, both on 24.7 laps! Ted and **Andrew Woodhouse** joined the three above on 24 laps, finishing on three and one tenth a piece in 15<sup>th</sup> and 16<sup>th</sup> respectively. Andrew joins Simon in third on 16.5 points in the Group Challenge.

We then had six racers on 23 laps, including two on the same score and three sharing another! **Stuart Gray** and **Daniel Kalyan** shared 17<sup>th</sup> on 23.8 laps with only a tenth preventing us having a five way tie! **James Bowles**, **Cameron Hawes** and Angus all finished on 23.7 laps in 19<sup>th</sup> with James taking second place in the Group Challenge after three Rounds, seven points behind Steve. The last racer on 23 laps was **James Wardle** just crossing the line in 22<sup>nd</sup> as the flag dropped.

Qualifying		Final Position										Fastest Lap					Final Points					Group Points		
Pos	Competitor	Time	MPH	Pos	Grp	Fin	Pts	Competitor	Laps	Pts	Pos	Grp	Competitor	Time	MPH	Pts	Pos	Competitor	Pts	Pos	Competitor	Pts		
1	V De Oliveira	8.819	10.534	1	F2	F1	3.5	V de Oliveira	28.4	20.0	1	A2	S Goodlip	9.644	9.633	2.5	1	V de Oliveira	21.0	1	S Whittaker	5.5		
2	S Goodlip	9.335	9.952	2	A1	A1	3.0	S White	28.2	16.5	2	A1	S White	9.667	9.610	2.0	2	S White	18.5	2	D Edwards	5.0		
3	S White	9.440	9.841	3	A2	A2	2.5	S Goodlip	28.1	14.5	3	A3	A Smith	9.730	9.548	1.5	3	S Goodlip	17.0	3	J Bowles	4.5		
4	D Hughes-Dowd	9.704	9.573	4	B6	B1	5.5	S Whittaker	27.2	13.0	4	F2	V de Oliveira	9.792	9.487	1.0	4	S Whittaker	13.5	4	C Cooper	4.0		
5	S Whittaker	9.727	9.551	5	B5	B2	4.0	C Cooper	26.7	12.0	5	B6	S Whittaker	10.018	9.273	0.5	5	C Cooper	12.0	5	A Staniec	3.5		
6	T Gray	9.928	9.357	6	F1	F2	2.5	N Sismey	26.5	11.0	6	F1	N Sismey	10.276	9.040		6	N Sismey	11.0	5	V de Oliveira	3.5		
7	A Smith	10.060	9.234	7	D5	D1	5.0	D Edwards	26.1	10.5	7	B3	T Gray	10.291	9.027		7	D Edwards	10.5	5	C Hawes	3.5		
8	T Mullen	10.251	9.062	8	B3	B3	2.0	T Gray	25.9	10.0	8	D6	D Hughes-Dowd	10.392	8.939		8	T Gray	10.0	8	L Smith	3.0		
9	C Cooper	10.357	8.970	9	D4	D2	3.5	A Staniec	25.8	9.5	9	D2	A Mitro	10.476	8.868		9	A Staniec	9.5	8	S White	3.0		
10	A Mitro	10.379	8.951	10	D3	D3	2.0	L Blacker	25.4	9.0	10	D3	L Blacker	10.542	8.812		10	L Blacker	9.0	8	N Jarram	3.0		
11	A Staniec	10.397	8.935	11	D2	D4	1.5	A Mitro	25.0	8.5	11	B5	C Cooper	10.582	8.779		11	A Mitro	8.5	8	T Whittaker	3.0		
12	N Sismey	10.400	8.932	12	E1	E1	3.0	N Jarram	24.8	8.0	12	E1	N Jarram	10.613	8.753		12	N Jarram	8.0	12	S Goodlip	2.5		
13	L Pateman	10.430	8.907	13	C1	C1	3.0	L Smith	24.7	7.5	13	D5	D Edwards	10.665	8.711		13	L Smith	7.5	12	A Woodhouse	2.5		
14	L Blacker	10.466	8.876	13	D6	D5	1.5	D Hughes-Dowd	24.7	7.5	14	C1	L Smith	10.681	8.697		13	D Hughes-Dowd	7.5	12	N Sismey	2.5		
15	L Smith	10.536	8.817	15	A5	A3	3.0	T Whittaker	24.3	6.5	15	A6	T Whittaker	10.815	8.590		15	T Whittaker	6.5	15	L Blacker	2.0		
16	N Jarram	10.540	8.814	16	E2	E2	2.5	A Woodhouse	24.1	6.0	16	D4	A Staniec	10.817	8.588		16	A Woodhouse	6.0	15	T Gray	2.0		
17	C Hawes	10.658	8.716	17	B2	B4	1.5	S Gray	23.8	5.5	17	E3	J Wardle	10.864	8.551		17	S Gray	5.5	15	T Mullen	2.0		
18	D Edwards	10.699	8.683	17	D1	D6	0.5	D Kalyan	23.8	5.5	18	C4	C Hawes	10.923	8.505		17	D Kalyan	5.5	15	J Wardle	2.0		
19	T Whittaker	10.744	8.646	19	A3	A4	1.5	A Smith	23.7	4.5	19	F3	T Mullen	10.942	8.490		19	A Smith	6.0	15	S Rankin	2.0		
20	J Wardle	10.857	8.556	19	C4	C2	3.5	C Hawes	23.7	4.5	20	B2	S Gray	11.140	8.339		20	C Hawes	4.5	20	S Gray	1.5		
21	A Woodhouse	10.858	8.556	19	C6	C2	4.5	J Bowles	23.7	4.5	21	C6	J Bowles	11.153	8.329		21	J Bowles	3.5	20	D Hughes-Dowd	1.5		
22	J Borges	10.864	8.551	22	E3	E3	2.0	J Wardle	23.0	3.0	22	E2	A Woodhouse	11.156	8.327		22	J Wardle	3.0	20	A Mitro	1.5		
23	JJ Hughes-Dowd	10.966	8.471	23	C3	C4	1.5	J Borges	22.5	2.5	23	C3	J Borges	11.450	8.113		23	J Borges	2.5	20	J Borges	1.5		
24	S Gray	11.012	8.436	24	C5	C5	1.0	R Booth	21.7	2.0	24	A6	JJ Hughes-Dowd	11.485	8.089		24	R Booth	2.0	20	A Smith	1.5		
25	C Blake	11.121	8.353	25	B1	B5	1.0	P Rees	21.1	1.5	25	A5	L Pateman	11.507	8.073		25	P Rees	1.5	20	J Kalyan	1.5		
26	D Kalyan	11.421	8.134	26	F3	F3	2.0	T Mullen	20.7	1.0	26	C5	R Booth	11.586	8.018		26	T Mullen	1.0	26	R Booth	1.0		
27	R Booth	11.448	8.116	27	F4	F4	1.5	J Kalyan	20.6	0.5	27	D1	D Kalyan	11.761	7.899		27	J Kalyan	0.5	26	P Rees	1.0		
28	J Bowles	11.531	8.056	28	A4	A5	1.0	L Pateman	20.5		28	E5	S Rankin	11.924	7.791		28	L Pateman		26	L Pateman	1.0		
29	D Trantom	11.886	7.816	29	C2	C6	0.5	C Blake	19.0		29	E4	D Trantom	12.187	7.623		28	C Blake		26	D Trantom	1.0		
30	S Rankin	11.951	7.773	29	E5	E4	2.0	S Rankin	19.0		30	B1	P Rees	12.254	7.581		28	S Rankin		30	D Kalyan	0.5		
31	P Rees	12.177	7.629	31	E4	E5	1.0	D Trantom	17.5		31	F4	J Kalyan	12.916	7.192		28	D Trantom		30	C Blake	0.5		
32	L Edwards	12.647	7.345	32	E6	E6	0.5	L Edwards	17.3		32	C2	C Blake	13.135	7.073		28	L Edwards		30	L Edwards	0.5		
33	J Kalyan	12.790	7.263	33	B4	B6	0.5	J Woodhouse	15.9		33	E6	L Edwards	13.466	6.899		28	J Woodhouse		30	J Woodhouse	0.5		
34	J Woodhouse	12.927	7.186	34	A6	A6	0.5	JJ Hughes-Dowd	15.0		34	B4	J Woodhouse	13.853	6.706		28	JJ Hughes-Dowd		30	JJ Hughes-Dowd	0.5		

Two Group C racers followed next with **José Borges** in 23<sup>rd</sup> and **Richard Booth** eight tenths back in 24<sup>th</sup>. His one Group point here ensure he stayed ahead of the 2026 70+ Group Challenge by 1.5 points over reigning Champion Andrew with 2024 Champ Stuart another four points back. **Phil Rees** certainly has some more work to do on his big V8 Ford as 25<sup>th</sup> here went with his 17<sup>th</sup> and 19<sup>th</sup> earlier, as he finished on the same 21 laps as Richard, six tenths back.

Our remaining two step down racers passed the flag next, **Terry Mullen**, borrowing an Audi R8 from Simon as his McLaren had tyre issues, beating **Jag Kalyan's** Audi R8 by a tenth in 26<sup>th</sup> and 27<sup>th</sup>. It was so kind of Simon for lending out his second car, but it was so fast Terry found it a real handful! 28<sup>th</sup> was the first non-scoring placing as usual. **Lee Pateman** found himself there in the 5-minute race after taking 11<sup>th</sup> and 18<sup>th</sup> in the Endurance Races. He was another tenth back.

**Colin Blake** and **Simon Rankin** was another pairing finishing in the same position with the same lap score, 29<sup>th</sup> and 19.0 laps. **Dave Trantom** followed home fellow Group E racer Simon in 31<sup>st</sup> with **Laura Edwards** closing out that Group two tenths behind Dave. She and hubbies Crash Test Dummies team lie third in the Team Championship three points back.

**Jenson Woodhouse** was still coming to terms with his new Porsche 911 as he took 33<sup>rd</sup> with **JJ Hughes-Dowd** suffering car problems to become our third different Wooden Spoon winner in 34<sup>th</sup>, the first Member to be 34<sup>th</sup>!



Anthony Mitro recorded two fastest lap PBs and one qualifying PB.

Everyone's  
**Best Results**  
At This Circuit



**What are my Best Scores?  
Who Have I Beaten?**



Cameron Hawes took 19<sup>th</sup> in the Sprint Race, his best result of the evening.

Qualifying / Fastest Lap				Race Laps 15-mins Endurance				Race Laps 5-mins Sprint				
Pos	Competitor	Fastest	MPH	Date	Pos	Competitor	Laps	Date	Pos	Competitor	Laps	Date
1	V De Oliveira	8.819	10.302	13-Jan-26	1	S Goodlip	76.6	20-Jan-26	1	V de Oliveira	28.4	20-Jan-26
2	S Goodlip	9.134	9.947	13-Jan-26	2	T Gray	76.0	20-Jan-26	2	S White	28.2	20-Jan-26
3	S White	9.440	9.624	20-Jan-26	3	A Smith	74.4	20-Jan-26	3	S Goodlip	28.1	20-Jan-26
4	D Hughes-Dowd	9.704	9.362	20-Jan-26	4	L Blacker	74.3	20-Jan-26	4	S Whittaker	27.2	20-Jan-26
5	S Whittaker	9.727	9.340	20-Jan-26	5	S White	73.7	20-Jan-26	5	C Cooper	26.7	20-Jan-26
6	C Cooper	9.905	9.172	13-Jan-26	6	S Whittaker	73.3	20-Jan-26	6	N Sismey	26.5	20-Jan-26
7	T Gray	9.928	9.151	20-Jan-26	7	A Staniec	73.0	20-Jan-26	7	D Edwards	26.1	20-Jan-26
8	A Smith	10.011	9.075	13-Jan-26	8	D Edwards	72.8	20-Jan-26	8	T Gray	25.9	20-Jan-26
9	T Mullen	10.251	8.863	13-Jan-26	9	T Whittaker	70.5	20-Jan-26	9	A Staniec	25.8	20-Jan-26
10	L Blacker	10.283	8.835	13-Jan-26	10	A Woodhouse	70.2	20-Jan-26	10	L Blacker	25.4	20-Jan-26
11	L Smith	10.287	8.832	13-Jan-26	11	L Smith	70.0	20-Jan-26	11	A Mitro	25.0	20-Jan-26
12	N Jarram	10.338	8.788	13-Jan-26	12	D Hughes-Dowd	69.3	20-Jan-26	12	N Jarram	24.8	20-Jan-26
13	A Mitro	10.379	8.753	20-Jan-26	13	A Mitro	68.4	20-Jan-26	13	L Smith	24.7	20-Jan-26
14	A Staniec	10.397	8.738	20-Jan-26	14	S Gray	68.0	20-Jan-26	13	D Hughes-Dowd	24.7	20-Jan-26
15	N Sismey	10.400	8.736	13-Jan-26	15	N Jarram	67.9	20-Jan-26	15	T Whittaker	24.3	20-Jan-26
16	L Pateman	10.430	8.711	20-Jan-26	16	J Wardle	67.5	20-Jan-26	16	A Woodhouse	24.1	20-Jan-26
17	T Whittaker	10.484	8.666	13-Jan-26	17	D Kalyan	67.4	20-Jan-26	17	S Gray	23.8	20-Jan-26
18	C Hawes	10.658	8.524	20-Jan-26	18	L Pateman	67.3	20-Jan-26	17	D Kalyan	23.8	20-Jan-26
19	D Edwards	10.699	8.492	20-Jan-26	19	C Blake	67.1	20-Jan-26	19	A Smith	23.7	20-Jan-26
20	J Borges	10.846	8.377	20-Jan-26	20	P Rees	65.3	20-Jan-26	19	C Hawes	23.7	20-Jan-26
21	J Wardle	10.857	8.368	20-Jan-26	21	R Booth	64.7	20-Jan-26	19	J Bowles	23.7	20-Jan-26
22	A Woodhouse	10.858	8.367	20-Jan-26	22	J Bowles	64.3	20-Jan-26	22	J Wardle	23.0	20-Jan-26
23	JJ Hughes-Dowd	10.966	8.285	20-Jan-26	23	JJ Hughes-Dowd	63.6	20-Jan-26	23	J Borges	22.5	20-Jan-26
24	R Booth	11.009	8.253	13-Jan-26	24	C Cooper	63.5	20-Jan-26	24	R Booth	21.7	20-Jan-26
25	C Blake	11.019	8.245	13-Jan-26	25	J Borges	61.5	20-Jan-26	25	P Rees	21.1	20-Jan-26
26	S Gray	11.102	8.183	20-Jan-26	26	C Hawes	60.9	20-Jan-26	26	T Mullen	20.7	20-Jan-26
27	P Rees	11.227	8.092	13-Jan-26	27	D Trantom	59.2	20-Jan-26	27	J Kalyan	20.6	20-Jan-26
28	D Kalyan	11.421	7.955	20-Jan-26	28	L Edwards	58.1	20-Jan-26	28	L Pateman	20.5	20-Jan-26
29	J Bowles	11.531	7.879	20-Jan-26	29	S Rankin	52.5	20-Jan-26	29	C Blake	19.0	20-Jan-26
30	S Rankin	11.591	7.838	20-Jan-26	30	J Woodhouse	52.3	20-Jan-26	29	S Rankin	19.0	20-Jan-26
31	D Trantom	11.886	7.644	20-Jan-26	31	J Kalyan	DNR	DNR	31	D Trantom	17.5	20-Jan-26
32	L Edwards	12.647	7.184	20-Jan-26	31	N Sismey	DNR	DNR	32	L Edwards	17.3	20-Jan-26
33	J Kalyan	12.790	7.103	13-Jan-26	31	T Mullen	DNR	DNR	33	J Woodhouse	15.9	20-Jan-26
34	J Woodhouse	12.927	7.028	20-Jan-26	31	V De Oliveira	DNR	DNR	34	JJ Hughes-Dowd	15.0	20-Jan-26



James Bowles matched Cameron with 19<sup>th</sup> in the Sprint Race with a better 18<sup>th</sup> in Round 1



Colin Blakes best run was in Round 2 with a 16<sup>th</sup> place finish with Terry Mullen and Jag Kalyan Standing Down waiting for the Sprint Race.

# Championship Tables



Those All Important  
**Points!**



Classic photo with Stuart Gray in front of Scheckter's F1 Tyrrell, as McLarens flash by. 13<sup>th</sup> was his best in Round 2.

**Championship  
Leaders 20Jan26  
After Round 03**



**Championship**  
**Simon Goodlip**

**Group**  
**Steve Whittaker**

*Sprint Races*  
**Victor de Oliveira**

**NASCAR**  
**TBA**

**70+**  
**Richard Booth**

**Jono Johnson**  
**TBA**

**Team**  
**At Whitt's End**  
**Steve & Ted Whittaker**

**Weekend Team**  
**TBA**  
**TBA**

Key: **Green** = Champion  
**Orange** = New Leader

**Weekend**  
**TBA**



Great to have our only lady racer Laura Edwards at our first meeting of the year. As our Club Secretary she presented last year's trophies and took a best of 23<sup>rd</sup> in Round 1

## DHORC Carrera Digital Championship 2026 Round 03

Pos	Competitor	Sonoma Raceway 20-Jan-26			Total All Scores	Best 75% TBA	Diff
		1	2	3 SR1			
		1	S Goodlip	45			
2	T Gray	31	41	10.0	82.0	72	11
3	S Whittaker	36	24	13.5	73.5	60	12
4	S White	28	25	18.5	71.5	53	7
5	A Smith	22	29	6.0	57.0	51	2
6	L Blacker	21	26	9.0	56.0	47	4
7	D Hughes-Dowd	20	20	7.5	47.5	40	7
8	A Woodhouse	20	19	6.0	45.0	39	1
9	A Mitro	16	16	8.5	40.5	32	7
10	L Smith	12	18	7.5	37.5	30	2
11	J Wardle	18	11	3.0	32.0	29	1
11	N Jarram	15	14	8.0	37.0	29	0
13	L Pateman	17	10	0.0	27.0	27	2
14	T Whittaker	6	20	6.5	32.5	26	1
14	D Edwards	26	0	10.5	36.5	26	0
16	A Staniec	0	24	9.5	33.5	24	2
17	D Kalyan	9	13	5.5	27.5	22	2
18	P Rees	11	9	1.5	21.5	20	2
19	C Cooper	13	6	12.0	31.0	19	1
20	J Bowles	10	7	3.5	20.5	17	2
20	S Gray	2	15	5.5	22.5	17	0
22	JJ Hughes-Dowd	14	2	0.0	16.0	16	1
22	R Booth	8	8	2.0	18.0	16	0
22	C Blake	4	12	0.0	16.0	16	0
25	L Edwards	5	3	0.0	8.0	8	8
25	J Borges	3	5	2.5	10.5	8	0
27	C Hawes	7	0	4.5	11.5	7	1
28	D Trantom	1	4	0.0	5.0	5	2
29	S Rankin	0	1	0.0	1.0	1	4
30	J Woodhouse	0	0	0.0	0.0	0	1
30	V de Oliveira	DNS	DNS	21.0	21.0	0	0
30	N Sismey	DNS	DNS	11.0	11.0	0	0
30	T Mullen	DNS	DNS	1.0	1.0	0	0
30	J Kalyan	DNS	DNS	0.5	0.5	0	0
Carrera Digital Race		210	211	212	Total	TBA	Diff

(Note SR races don't count towards main Championship)



Chris Cooper did his fair share of marshalling at the final turn taking a best of 5<sup>th</sup>



Simon Rankin's Lambo took 27<sup>th</sup> in Round 2, Steve White's Porsche 2<sup>nd</sup> in the Sprint Race while reserve racer Mike Gretton popped in to check out Carrera Digital.



Daniel Kalyan was top marshal as usual taking a best 15<sup>th</sup> in Round 2

## Carrera Digital Sprint Championship 2026 Round 01

Pos	Competitor	Sonoma	Total	Best	Diff
		Raceway	All	75%	
		20-Jan-25	Scores	TBA	
		3 SR1			
1	V de Oliveira	21.0	21.0	21.0	
2	S White	18.5	18.5	18.5	2.5
3	S Goodlip	17.0	17.0	17.0	1.5
4	S Whittaker	13.5	13.5	13.5	3.5
5	C Cooper	12.0	12.0	12.0	1.5
6	N Sismey	11.0	11.0	11.0	1.0
7	D Edwards	10.5	10.5	10.5	0.5
8	T Gray	10.0	10.0	10.0	0.5
9	A Staniec	9.5	9.5	9.5	0.5
10	L Blacker	9.0	9.0	9.0	0.5
11	A Mitro	8.5	8.5	8.5	0.5
12	N Jarram	8.0	8.0	8.0	0.5
13	D Hughes-Dowd	7.5	7.5	7.5	0.5
13	L Smith	7.5	7.5	7.5	0.0
15	T Whittaker	6.5	6.5	6.5	1.0
16	A Smith	6.0	6.0	6.0	0.5
16	A Woodhouse	6.0	6.0	6.0	0.0
18	D Kalyan	5.5	5.5	5.5	0.5
18	S Gray	5.5	5.5	5.5	0.0
20	C Hawes	4.5	4.5	4.5	1.0
21	J Bowles	3.5	3.5	3.5	1.0
22	J Wardle	3.0	3.0	3.0	0.5
23	J Borges	2.5	2.5	2.5	0.5
24	R Booth	2.0	2.0	2.0	0.5
25	P Rees	1.5	1.5	1.5	0.5
26	T Mullen	1.0	1.0	1.0	0.5
27	J Kalyan	0.5	0.5	0.5	0.5
28	L Pateman	0.0	0.0	0.0	0.5
28	JJ Hughes-Dowd	0.0	0.0	0.0	0.0
28	C Blake	0.0	0.0	0.0	0.0
28	L Edwards	0.0	0.0	0.0	0.0
28	D Trantom	0.0	0.0	0.0	0.0
28	S Rankin	0.0	0.0	0.0	0.0
28	J Woodhouse	0.0	0.0	0.0	0.0
<b>Carrera Digital Race</b>		<b>143</b>	<b>Total</b>	<b>TBA</b>	<b>Diff</b>



Liam Smith did a great job with the results service taking a best of 10<sup>th</sup> in Round 2

DHORC Carrera Digital 70+ Challenge 2026 Round 03							
Pos	Competitor	Sonoma Raceway 20-Jan-26			Total	Best	Diff
		1	2	3 SR1	All	75%	
					Scores	TBA	
1	R Booth	6	6	1.0	13.0	13.0	
2	A Staniec	1	7	3.5	11.5	11.5	1.5
3	S Gray	2	4	1.5	7.5	7.5	4.0
4	D Trantom	2	3	1.0	6.0	6.0	1.5
5	T Mullen	DNS	DNS	2.0	2.0	2.0	4.0
Carrera Digital Race		210	211	212	Total	TBA	Diff



Richard Booth had a great start to his first year as a septuagenarian taking the lead of the 70+ Championship.



Steve Whittaker leads the Group Challenge together with.....

## DHORC Carrera Digital Group Challenge 2026 Round 03

Pos	Competitor	Group Wins	Sonoma			Results	
			Raceway			All	Turn Up
			20-Jan-25				
			1	2	3 SR1		
1	S Whittaker	2	11	9	5.5	25.5	100.00%
2	J Bowles		9	5	4.5	18.5	100.00%
3	S Goodlip	2	7	7	2.5	16.5	100.00%
3	A Woodhouse	2	7	7	2.5	16.5	100.00%
5	D Edwards	2	10	1	5.0	16.0	100.00%
5	L Blacker	1	6	8	2.0	16.0	100.00%
5	T Gray	1	6	8	2.0	16.0	100.00%
8	D Hughes-Dowd		7	7	1.5	15.5	100.00%
9	L Smith	3	6	6	3.0	15.0	100.00%
10	R Booth		6	6	1.0	13.0	100.00%
11	C Cooper		6	2	4.0	12.0	100.00%
11	J Wardle		6	4	2.0	12.0	100.00%
11	S White	1	5	4	3.0	12.0	100.00%
11	N Jarram	1	4	5	3.0	12.0	100.00%
15	A Smith		4	6	1.5	11.5	100.00%
15	A Staniec		1	7	3.5	11.5	100.00%
17	L Edwards		5	3	0.5	8.5	100.00%
18	T Whittaker		1	4	3.0	8.0	100.00%
19	C Hawes		3	1	3.5	7.5	100.00%
19	A Mitro		3	3	1.5	7.5	100.00%
19	C Blake		2	5	0.5	7.5	100.00%
19	S Gray		2	4	1.5	7.5	100.00%
23	P Rees		3	3	1.0	7.0	100.00%
24	L Pateman		3	2	1.0	6.0	100.00%
24	D Trantom		2	3	1.0	6.0	100.00%
26	JJ Hughes-Dowd		3	1	0.5	4.5	100.00%
26	D Kalyan		2	2	0.5	4.5	100.00%
26	J Borges		1	2	1.5	4.5	100.00%
29	S Rankin		1	1	2.0	4.0	100.00%
30	V de Oliveira	1	DNS	DNS	3.5	3.5	100.00%
31	J Woodhouse		1	1	0.5	2.5	100.00%
31	N Sismey		DNS	DNS	2.5	2.5	100.00%
33	T Mullen		DNS	DNS	2.0	2.0	100.00%
34	J Kalyan		DNS	DNS	1.5	1.5	100.00%
Turn Up Rates		16	100%	100%	100%	AVE	100.00%



.....the Team Group Challenge with son Ted Whittaker

## DHORC Carrera Digital Team Group Challenge 2026 Round 03

Pos	Team	Competitor	Group Wins	Sonoma			Driver	Driver	Team	Team	Diff
				Raceway			All	75%	All	75%	
				20-Jan-26			Points	52	Points	52	
				1	2	3 SR1					
1	At Whitt's End	S Whittaker	2	11	9	5.5	25.5	25.5	33.5	33.5	
		T Whittaker		1	4	3.0	8.0	8.0			
2	2 Fast 2 Furious	L Blacker	1	6	8	2.0	16.0	16.0	27.5	27.5	6.0
		A Smith		4	6	1.5	11.5	11.5			
3	Crash Test Dummies	D Edwards	2	10	1	5.0	16.0	16.0	24.5	24.5	3.0
		L Edwards		5	3	0.5	8.5	8.5			
4	Crash Team Racing	N Jarram	1	4	5	3.0	12.0	12.0	24.0	24.0	0.5
		J Wardle		6	4	2.0	12.0	12.0			
4	Audistang	S Goodlip	2	7	7	2.5	16.5	16.5	24.0	24.0	0.0
		S Gray		2	4	1.5	7.5	7.5			
6	Gray Hounds	P Rees	1	3	3	1.0	7.0	7.0	14.5	14.5	9.5
		T Gray		6	8	2.0	16.0	16.0			
7	CD's	J Bowles		9	5	4.5	18.5	18.5	20.5	20.5	-6.0
		T Mullen		DNS	DNS	2.0	2.0	2.0			
8	Joy Riders	D Hughes-Dowd		7	7	1.5	15.5	15.5	20.0	20.0	0.5
		JJ Hughes-Dowd		3	1	0.5	4.5	4.5			
9	JAW Racers	A Woodhouse	2	7	7	2.5	16.5	16.5	19.0	19.0	1.0
		J Woodhouse		1	1	0.5	2.5	2.5			
10	Segrob Ceinats	J Borges		1	2	1.5	4.5	4.5	16.0	16.0	3.0
		A Stanlec		1	7	3.5	11.5	11.5			
11	Late Comers Racing	C Cooper		6	2	4.0	12.0	12.0	25.0	25.0	-9.0
		R Booth		6	6	1.0	13.0	13.0			
12	Old Rollers	V de Oliveira	1	DNS	DNS	3.5	3.5	3.5	16.5	16.5	8.5
		N Sismey		DNS	DNS	2.5	2.5	2.5			
13	Barrier Bashers	M Dutson		DNS	DNS	DNS	0.0	0.0	15.0	15.0	1.5
		L Smith		6	6	3.0	15.0	15.0			
14	Last Man Standing	C Blake		2	5	0.5	7.5	7.5	15.0	15.0	0.0
		A Mitro		3	3	1.5	7.5	7.5			
15	Nitro Noobs	L Pateman		3	2	1.0	6.0	6.0	13.5	13.5	1.5
		D Trantom		2	3	1.0	6.0	6.0			
16	M&S	M Thorpe		DNS	DNS	DNS	0.0	0.0	12.0	12.0	1.5
		S White		5	4	3.0	12.0	12.0			
17	Magnetless Racing	S Bradley		DNS	DNS	DNS	0.0	0.0	7.5	7.5	4.5
		C Hawes		3	1	3.5	7.5	7.5			
18	Gruesome Twosome	D Kalyan		2	2	0.5	4.5	4.5	6.0	6.0	1.5
		J Kalyan		DNS	DNS	1.5	1.5	1.5			




Dan Hughes-Dowd had a very quick car taking the third fastest lap in Race 2 finishing 9th

# Members' Statistics

DHORC Carrera 2022 - 2026 Stats 1 - After CD212										
Meetings Attended			Driver Ranking				Race Group Wins			
Pos	Competitor (1st)	No	Pos	Competitor	Score	Pos	Competitor	No	CS	
1	P Rees (18Jan22)	208	1	S Goodlip	2.444	1	V de Oliveira	66	(7)	
1	N Sismey (18Jan22)	208	2	S White	3.370	2	M Thorpe	60	(5)	
3	R Booth (18Jan22)	201	3	N Sismey	4.593	3	S Goodlip	59	(6)	
4	D Kalyan (21Jun22)	195	4	V de Oliveira	4.983	4	A Smith	54	(6)	
5	A Smith (18Jan22)	193	5	K Spink	5.370	5	P Rees	49	(4)	
6	S Gray (15Feb22)	187	6	A Smith	6.481	6	R Booth	38	(4)	
7	S Goodlip (18Jan22)	185	7	S Bradley	6.630	7	A Staniec	33	(17)	
8	M Thorpe (15Feb22)	179	8	C Cooper	9.667	8	T Gray	32	(5)	
9	S White (18Jan22)	172	9	L Pateman	9.815	8	L Blacker	32	(4)	
10	M Dutton (22Mar22)	158	10	T Gray	9.852	10	J Kalyan	30	(4)	
11	L Blacker (18Jan22)	160	11	S Whittaker	10.074	11	D Edwards	28	(9)	
12	T Gray (16Aug22)	156	12	M Thorpe	10.222	12	D Kalyan	27	(5)	
13	J Kalyan (16Aug22)	151	13	T Whittaker	11.222	12	N Sismey	27	(3)	
14	L Smith (18Jan22)	141	14	L Smith	11.519	14	S Gray	26	(3)	
15	D Edwards (18Jan22)	138	15	L Blacker	11.667	14	S White	26	(3)	
16	V de Oliveira (17Nov23)	133	16	JJ Hughes-Dowd	13.444	16	D Garbett	24	(3)	
17	S Rankin (23Aug22)	134	17	S Gray	13.704	17	JJ Hughes-Dowd	23	(10)	
18	D Hughes-Dowd (22Nov22)	131	17	T Mullen	13.704	18	R Litherland	22	(5)	
19	L Edwards (18Jan22)	125	19	B Whitehouse	14.593	19	L Edwards	20	(4)	
20	L Pateman (18Jan22)	124	20	G Ng	14.741	19	L Pateman	20	(7)	
21	JT Hughes-Dowd	120	21	C Hawes	14.926	21	M Dutton	18	(3)	
22	A Staniec (09May23)	122	22	A Mitro	15.037	21	JT Hughes-Dowd	18	(3)	
23	T Mullen (12Dec23)	119	23	P Rees	15.222	21	A Woodhouse	18	(8)	
24	D Garbett	113	24	A Staniec	15.519	24	L Smith	17	(3)	
25	G Peach	86	25	D Hughes-Dowd	15.593	25	J Woodhouse	15	(3)	
26	JJ Hughes-Dowd (22Nov22)	89	26	J Bowles	15.852	26	C Cooper	14	(2)	
26	C Cooper (18Jan22)	89	27	C Blake	16.042	26	D Hughes-Dowd	14	(3)	
28	J Lamb	81	28	J Borges	16.074	28	G Peach	13	(3)	
29	A Woodhouse (01Aug23)	67	29	R Booth	17.000	28	J Lamb	13	(6)	
30	J Woodhouse (19Jan24)	65	30	D Edwards	17.148	28	S Whittaker	13	(3)	
31	R Litherland (17Dec24)	57	31	L Hobson	17.296	31	T Mullen	12	(2)	
32	S Whittaker (07Feb25)	58	31	J Woodhouse	17.388	31	T Whittaker	12	(6)	
33	B Whitehouse (19Jan24)	49	33	N Jarram	17.444	33	A Rowland	11	(4)	
34	J Borges (18Mar25)	46	34	D Kalyan	17.552	34	J Borges	10	(3)	
35	K Spink (08Apr25)	38	35	A Woodhouse	18.333	35	G Skipp	9	(4)	
36	A Rowland	37	36	J Wardle	19.704	35	M Allsopp	9	(3)	
37	S Bradley (21Jan25)	33	37	J Kalyan	21.037	35	C Bacon	9	(3)	
38	J Bowles (07Feb25)	35	38	M Dutton	21.481	38	K Spink	8	(6)	
38	T Whittaker (17Jun25)	35	39	S Rankin	21.741	39	S Bradley	7	(3)	
40	J Yates	30	40	D Trantom	22.778	39	B Whitehouse	7	(3)	
41	G Skipp	28	41	L Edwards	25.926	41	J Yates	6		
41	C Bacon	28	RET	A Rowland	6.333	42	J Johnson	5	(4)	
43	G Ng (18Mar25)	27	RET	R Litherland	7.667	42	C Whitehouse	5	(4)	
44	C Whitehouse	23	RET	G Skipp	7.778	42	A Mitro	5	(2)	
45	A Mitro (06Jun25)	26	RET	D Garbett	7.889	45	J Bowles	4	(4)	
46	M Allsopp	22	RET	M Allsopp	10.000	46	G Ng	3	(2)	
47	M Smith	20	RET	C Bacon	10.259	47	S Rankin	2		
47	L Patterson	20	RET	J Yates	11.481	47	C Blake	2	(2)	
49	J Johnson	19	RET	J Johnson	11.630	47	C Hawes	2		
50	N Jarram (14Oct25)	21	RET	R Hill	11.852	47	N Jarram	2		
51	C Hawes (04Nov25)	17	RET	G Peach	12.185	51	R Hill	1		
51	D Trantom (04Nov25)	17	RET	C Whitehouse	14.296	51	M Smith	1		
52	J Wardle (14Oct25)	14	RET	JT Hughes-Dowd	14.556	51	M Farnsworth	1		
53	M Farnsworth	10	RET	M Smith	17.074					
54	R Hill	9	RET	J Lamb	18.222					
54	L Hobson (28Nov25)	9	RET	L Patterson	20.407					
56	C Blake (29Nov25)	8	RET	M Farnsworth	21.111					
57	JD Hughes-Dowd	3	RET	JD Hughes-Dowd	21.889					

(Driver Ranking = Average Position in Qualifying, Final Position & Fastest Lap Over Last 9 club nights)  
 Orange = No Change, Green = Improvement, Red = Deterioration, White = New, Blue = Retired or not a 2026 Member yet.



Lewis Blacker at Race Control jumped an incredible 14 places in the Rankings after Sonoma after averaging seventh across all three races.

## DHORC Carrera 2022 - 2026 Stats 2 - After CD 212

Poles				Wins				Fastest Laps			
Pos	Competitor	No	CS	Pos	Competitor	No	CS	Pos	Competitor	No	CS
1	S Goodlip	72	(7)	1	V de Oliveira	55	(7)	1	V de Oliveira	71	(11)
2	V de Oliveira	64	(12)	2	A Smith	46	(4)	2	S Goodlip	60	(8)
3	A Smith	43	(9)	2	S Goodlip	46	(4)	3	A Smith	46	(14)
4	D Garbett	14	(4)	4	D Garbett	19	(3)	4	D Garbett	12	(3)
5	S White	7	(2)	4	S White	19	(3)	5	S White	9	(2)
6	J Lamb	3	(3)	6	G Skipp	5	(4)	6	L Blacker	3	(2)
6	G Peach	3	(2)	6	M Thorpe	5	(2)	7	N Sismey	2	
8	N Sismey	2	(2)	6	N Sismey	5		7	G Peach	2	
9	L Pateman	1		9	L Blacker	4	(2)	9	J Lamb	1	
9	G Skipp	1		9	P Rees	4		9	L Pateman	1	
9	L Blacker	1		11	JJ Hughes-Dowd	3	(2)	9	JJ Hughes-Dowd	1	
9	P Rees	1		11	T Gray	3		9	G Skipp	1	
9	A Rowland	1		13	R Litherland	2		9	P Rees	1	
				14	K Spink	1		9	T Gray	1	
				14	A Rowland	1		9	A Rowland	1	
				14	T Whittaker	1		9	K Spink	1	



Jag Kalyan beats Lee Pateman to marshal the errant McLaren. Jag was on Stand Down so only ran in the Sprint Race, taking 27<sup>th</sup> with Lee's best result being 11<sup>th</sup> in Round 1.

<b>DHORC Carrera Stats 3 - CD 212</b>			
<b>Poles</b>		<b>Competitor</b>	
<b>Records</b>		<b>Name</b>	<b>Total 2026</b>
<b>All Time</b>		S Goodlip	72
S Goodlip	68	V de Oliveira	64
<b>Season</b>		A Smith	43
V de Oliveira	41	S White	7
		N Sismey	2
		L Blacker	1
		L Pateman	1
		P Rees	1
<b>Wins</b>		<b>Competitor</b>	
<b>Records</b>		<b>Name</b>	<b>Total 2026</b>
<b>All Time</b>		V de Oliveira	55
V de Oliveira	54	A Smith	46
<b>Season</b>		S Goodlip	46
V de Oliveira	31	S White	19
		N Sismey	5
		L Blacker	4
		P Rees	4
		T Gray	3
		JJ Hughes-Dowd	3
		T Whittaker	1
<b>Fastest Laps</b>		<b>Competitor</b>	
<b>Records</b>		<b>Name</b>	<b>Total 2026</b>
<b>All Time</b>		V de Oliveira	71
V de Oliveira	69	S Goodlip	60
<b>Season</b>		A Smith	46
V de Oliveira	43	S White	9
		L Blacker	3
		N Sismey	2
		L Pateman	1
		P Rees	1
		T Gray	1
		JJ Hughes-Dowd	1



Our youngest CD racer Jenson Woodhouse struggled with his new Lionspeed Porsche 911 as it was still running on standard Carrera tyres taking a best of 28<sup>th</sup>.

Best DHORC Carrera Position Records 2022 - 2026 - After CD 212														
Qualifying					Final Position					Fastest Lap				
Pos	Competitor	DHORC-CD	Gap	Date	Pos	Competitor	DHORC-DC	Gap	Date	Pos	Competitor	DHORC-CD	Gap	Date
1	V de Oliveira	212	0	20-Jan-26	1	V de Oliveira	212	0	20-Jan-26	1	S Goodlip	212	0	20-Jan-26
1	S Goodlip	211	1	20-Jan-26	1	T Gray	211	1	20-Jan-26	1	V de Oliveira	209	3	02-Dec-25
1	S White	200	12	28-Nov-25	1	S Goodlip	210	2	20-Jan-26	1	S White	201	11	28-Nov-25
1	A Smith	144	68	07-Feb-25	1	N Sismey	209	3	02-Dec-25	1	K Spink	195	17	26-Oct-25
1	P Rees	86	126	20-Jan-24	1	S White	208	4	02-Dec-25	1	A Smith	138	74	03-Dec-24
1	L Blacker	85	127	20-Jan-24	1	A Smith	204	8	29-Nov-25	1	L Blacker	86	126	20-Jan-24
1	N Sismey	48	164	09-May-23	1	P Rees	194	18	26-Oct-25	1	P Rees	84	128	20-Jan-24
1	L Pateman	6	206	15-Feb-22	1	M Thorpe	188	24	25-Oct-25	1	N Sismey	46	166	09-May-23
2	S Bradley	201	11	28-Nov-25	1	K Spink	165	47	06-Jun-25	1	L Pateman	5	207	15-Feb-22
2	K Spink	190	22	25-Oct-25	1	L Blacker	86	126	20-Jan-24	2	J Borges	208	4	02-Dec-25
2	T Gray	95	117	16-Apr-24	2	S Whittaker	194	18	26-Oct-25	2	S Bradley	200	12	28-Nov-25
3	C Cooper	210	2	20-Jan-26	2	C Cooper	143	69	23-Aug-22	2	L Smith	85	127	20-Jan-24
3	T Mullen	194	18	26-Oct-25	2	L Pateman	4	208	15-Feb-22	3	S Whittaker	210	2	20-Jan-26
3	T Whittaker	179	33	16-Sep-25	3	J Woodhouse	204	8	29-Nov-25	3	D Edwards	166	46	07-Jun-25
3	L Smith	86	126	20-Jan-24	3	T Mullen	157	55	18-Mar-25	3	C Cooper	143	69	21-Jan-25
3	D Hughes-Dowd	79	133	16-Jan-24	3	L Smith	154	58	11-Feb-25	3	M Thorpe	140	72	17-Dec-24
3	M Thorpe	19	193	16-Aug-22	4	T Whittaker	202	10	29-Nov-25	3	T Gray	125	87	25-Oct-24
4	S Whittaker	211	1	20-Jan-26	4	J Borges	198	14	04-Nov-25	3	D Hughes-Dowd	78	134	16-Jan-24
4	D Edwards	103	109	08-Jun-24	4	S Gray	195	17	26-Oct-25	4	T Whittaker	204	8	29-Nov-25
4	R Booth	57	155	01-Aug-23	4	D Edwards	142	70	21-Jan-25	4	T Mullen	155	57	18-Mar-25
5	S Gray	125	87	25-Oct-24	4	R Booth	105	107	08-Jun-24	4	S Gray	140	72	17-Dec-24
5	J Kalyan	95	117	16-Apr-24	4	J Kalyan	57	155	01-Aug-23	5	C Blake	206	6	29-Nov-25
5	A Staniec	78	134	16-Jan-24	5	A Staniec	211	1	20-Jan-26	6	C Hawes	207	5	29-Nov-25
6	C Hawes	199	13	28-Nov-25	5	C Blake	206	6	29-Nov-25	6	J Woodhouse	104	108	08-Jun-24
6	J Woodhouse	105	107	08-Jun-24	5	S Bradley	186	26	24-Oct-25	6	M Dutson	103	109	08-Jun-24
7	N Jarram	210	2	20-Jan-26	6	B Whitehouse	150	62	08-Feb-25	6	L Edwards	72	140	18-Nov-23
7	C Blake	206	6	29-Nov-25	6	M Dutson	139	73	17-Dec-24	6	R Booth	36	176	17-Jan-23
7	J Borges	204	8	29-Nov-25	6	D Kalyan	107	105	08-Jun-24	7	A Mitro	211	1	20-Jul-26
7	M Dutson	104	108	08-Jun-24	6	A Woodhouse	96	116	16-Apr-24	7	B Whitehouse	192	20	25-Oct-25
8	B Whitehouse	127	85	22-Oct-24	7	J Bowles	205	7	29-Nov-25	7	D Kalyan	146	66	07-Feb-25
8	D Kalyan	122	90	15-Oct-24	7	D Hughes-Dowd	111	101	18-Jun-24	7	J Kalyan	69	143	17-Nov-23
8	L Edwards	25	187	25-Oct-22	7	L Edwards	73	139	18-Nov-23	8	A Staniec	211	1	20-Jan-26
9	G Ng	203	9	29-Nov-25	8	G Ng	204	8	29-Nov-25	8	G Ng	204	8	29-Nov-25
9	A Woodhouse	93	119	16-Apr-24	8	C Hawes	201	11	28-Nov-25	9	J Bowles	206	6	29-Nov-25
10	A Mitro	212	0	20-Jan-26	9	N Jarram	188	24	25-Oct-25	9	N Jarram	201	11	28-Nov-25
10	S Rankin	40	172	28-May-24	9	A Mitro	175	37	08-Jul-25	10	S Rankin	195	17	26-Oct-25
11	J Bowles	207	5	29-Nov-25	10	J Wardle	210	2	20-Jan-26	10	A Woodhouse	92	120	19-Mar-24
12	L Hobson	202	10	29-Nov-25	12	L Hobson	206	6	29-Nov-25	11	J Wardle	187	25	24-Oct-25
14	J Wardle	185	27	24-Oct-25	12	S Rankin	194	18	26-Oct-25	14	L Hobson	206	6	29-Nov-25
17	D Trantom	202	10	29-Nov-25	15	D Trantom	207	5	29-Nov-25	19	D Trantom	206	6	29-Nov-25



José Borges was very consistent with 25<sup>th</sup>, 23<sup>rd</sup> and 23<sup>rd</sup> place finishes at Sonoma.

**Distance Covered in 2026 DHORC Carrera Champ - After Round 03**

Pos	Competitor	Laps	Feet	Feet / Race	Miles	Races
1	S Goodlip	178.5	24,321	8,107	4.6	3
2	T Gray	174.9	23,830	7,943	4.5	3
3	S White	173.8	23,680	7,893	4.5	3
4	S Whittaker	173.0	23,571	7,857	4.5	3
5	L Blacker	171.0	23,299	7,766	4.4	3
6	A Smith	169.5	23,094	7,698	4.4	3
7	A Woodhouse	164.3	22,386	7,462	4.2	3
8	D Hughes-Dowd	163.2	22,236	7,412	4.2	3
9	A Mitro	159.9	21,786	7,262	4.1	3
10	L Smith	157.5	21,459	7,153	4.1	3
11	J Wardle	157.0	21,391	7,130	4.1	3
12	N Jarram	156.8	21,364	7,121	4.0	3
13	T Whittaker	154.5	21,051	7,017	4.0	3
14	L Pateman	153.8	20,955	6,985	4.0	3
15	D Kalyan	153.7	20,942	6,981	4.0	3
16	C Cooper	153.2	20,874	6,958	4.0	3
17	J Bowles	150.6	20,519	6,840	3.9	3
18	P Rees	149.1	20,315	6,772	3.8	3
19	R Booth	148.0	20,165	6,722	3.8	3
20	S Gray	146.3	19,933	6,644	3.8	3
21	C Blake	144.1	19,634	6,545	3.7	3
22	J Borges	140.8	19,184	6,395	3.6	3
23	C Hawes	135.2	18,421	6,140	3.5	3
24	JJ Hughes-Dowd	133.0	18,121	6,040	3.4	3
25	L Edwards	132.8	18,094	6,031	3.4	3
26	D Trantom	130.2	17,740	5,913	3.4	3
27	A Staniec	124.3	16,936	5,645	3.2	3
28	S Rankin	120.0	16,350	5,450	3.1	3
29	J Woodhouse	116.6	15,887	5,296	3.0	3
30	D Edwards	113.9	15,519	5,173	2.9	3
31	V de Oliveira	28.4	3,870	3,870	0.7	1
32	N Sismey	26.5	3,611	3,611	0.7	1
33	T Mullen	20.7	2,820	2,820	0.5	1
34	J Kalyan	20.6	2,807	2,807	0.5	1
<b>Pos</b>	<b>Competitor</b>	<b>4,595.7</b>	<b>626,164.1</b>	<b>6,396</b>	<b>118.6</b>	<b>94</b>

## Could be, Won't be Race Groups 20Jan26

### Race Groups

Grp	Competitor	Rank	Grp	Competitor	Rank
<b>A</b>			<b>D</b>		
A1	S Goodlip (ER-1)	2.444	D1	A Mitro	15.037
A2	S White	3.370	D2	P Rees	15.222
A3	N Sismey (ER-1)	4.593	D3	A Staniec	15.519
A4	V de Oliveira (SR-1)	4.963	D4	D Hughes-Dowd	15.593
A5	A Smith	6.481	D5	J Bowles	15.852
A6	S Bradley	8.630	D6	C Blake	16.042

<b>B</b>			<b>E</b>		
B1	C Cooper	9.667	E1	J Borges	16.074
B2	L Pateman	9.815	E2	R Booth	17.000
B3	T Gray (ER-1)	9.852	E3	D Edwards	17.148
B4	S Whittaker	10.074	E4	<b>J Woodhouse</b>	<b>17.296</b>
B5	M Thorpe	10.222	E5	N Jarram	17.444
B6	T Whittaker	11.222	E6	D Kalyan	17.852

<b>C</b>			<b>F</b>		
C1	L Smith	11.519	F1	A Woodhouse	18.333
C2	L Blacker	11.667	F2	J Wardle	19.704
C3	JJ Hughes-Dowd	13.444	F3	J Kalyan	21.037
C4	<b>T Mullen</b>	<b>13.704</b>	F4	M Dutson	21.481
C5	<b>S Gray</b>	<b>13.704</b>	F5	S Rankin	21.741
C6	C Hawes	14.926	F6	D Trantom	22.778

Weekend Events		
W1	K Spink	5.370
W2	B Whitehouse	14.593
W3	G Ng	14.741
W4	<b>L Hobson</b>	<b>17.296</b>

<b>G</b>		
G1	L Edwards	25.926

Reserves		
R1	M Gretton	New
R2	M Blood	New
R3	A Mason	New

**Key: Terry averaged 17.667 in last race, Stuart 20.333, so Terry C4**  
**Luke averaged 15.667 in last race, Jenson 33.667, so Luke E4**



Angus Smith again took control of Parc Ferme with a best finish of 3<sup>rd</sup> in Round 2

**Race Night Stand Down (No Stand Down for Monza 30/31Jan26)**

Pos	Name
1	P Rees (Fuji 8Apr25)
2	D Kalyan (Fuji 8Apr25)
3	S Whittaker
4	R Booth
5	A Staniec
6	T Whittaker
7	J Borges
8	S Goodlip
9	A Woodhouse
10	J Woodhouse
11	L Smith
12	C Hawes
13	D Trantom
14	S White
15	L Pateman
16	L Blacker
17	C Blake
18	S Gray
19	T Gray
20	D Hughes-Dowd

No Stand Down for Monza

Pos	Name
21	D Edwards
22	L Edwards
23	A Smith
24	C Cooper
25	N Jarram
26	A Mitro
27	S Rankin
28	J Wardle
29	J Bowles
30	JJ Hughes-Dowd
31	M Thorpe
32	S Bradley
33	M Dutson
34	J Kalyan (Sonoma 20Jan26)
35	T Mullen (Sonoma 20Jan26)
36	V de Oliveira (Sonoma 20Jan26)
37	N Sismey (Sonoma 20Jan26)

Red SD indicates who would stand down

**Weekend Racers**

38	B Whitehouse
39	G Ng
40	K Spink
41	L Hobson

**Reserve Racers**

42	A Mason
43	M Blood
44	M Gretton

# Next Circuit

**Monza**



**Where Do We Race Next?  
What Are The Records?  
Who Has Been On The Podium?**

# Circuit History

The **Monza Circuit** (Italian: Autodromo Nazionale Monza, lit. 'National Automobile Racetrack Monza') is a 5.793 km (3.600 mi) race track near the city of Monza, north of Milan, in Italy. Built in 1922, it was the world's third purpose-built motor racing circuit after Brooklands and Indianapolis and reportedly the oldest in mainland Europe. The circuit's biggest event is the Italian Grand Prix. With the exception of the 1980 running when the track was closed while undergoing refurbishment, the race has been hosted there since 1949.

The first track was built from May to July 1922 by 3,500 workers, financed by the Milan Automobile Club – which created the Società Incremento Automobilismo e Sport (SIAS) to run the track. The initial form was a 3.4 square kilometres (1.31 square mile) site with 10 km (6.2 mi) of macadamised road – comprising a 4.5 km (2.8 mi) loop track, and a 5.5 km (3.4 mi) road track. The track was officially opened on 3 September 1922, with the maiden race the second Italian Grand Prix held on 10 September 1922.

**Monza (Italy)**  
Previous Results

			1st	2nd	3rd
DHARC-CD 81	19-Jan 2024	196"2"	S Goodlip	M Thorpe	S White
DHARC-CD 82	19-Jan 2024	196"2"	S Goodlip	L Blacker	M Thorpe
DHARC-CD 83	20-Jan 2024	196"2"	S Goodlip	M Thorpe / S White	
DHARC-CD 84	20-Jan 2024	196"2"	S White	L Blacker / P Rees	
DHARC-CD 85	20-Jan 2024	196"2"	L Blacker	G Skipp	P Rees / S White
DHARC-CD 86	20-Jan 2024	196"2"	L Blacker (2)	S Goodlip	P Rees / M Thorpe
DHARC-CD 144	07-Feb 2025	196"2"	S Goodlip	N Simey	M Thorpe
DHARC-CD 145	07-Feb 2025	196"2"	S Goodlip	N Simey	S White
DHARC-CD 146 (SR2)	07-Feb 2025	196"2"	V de Oliveira	S White	A Smith
DHARC-CD 146 (N)	07-Feb 2025	196"2"	P Rees (1)	S Goodlip	S Gray
DHARC-CD 147	08-Feb 2025	196"2"	S White (2)	A Smith	N Simey
DHARC-CD 148	08-Feb 2025	196"2"	S Goodlip	V de Oliveira	M Thorpe / P Rees
DHARC-CD 149 (SR3)	08-Feb 2025	196"2"	V de Oliveira (2)	A Smith	N Simey
DHARC-CD 149 (N)	08-Feb 2025	196"2"	S Goodlip (1)	P Rees	S Gray
DHARC-CD 150	08-Feb 2025	196"2"	S Goodlip (7)	A Smith	N Simey
DHARC-CD 151	08-Feb 2025	196"2"	A Smith (2)	P Rees	R Litherland
DHARC-CD 213	30-Jan 2026	196"2"			
DHARC-CD 214	30-Jan 2026	196"2"			
DHARC-CD 215 (SR02)	30-Jan 2026	196"2"			
DHARC-CD 216	31-Jan 2026	196"2"			
DHARC-CD 217	31-Jan 2026	196"2"			
DHARC-CD 218 (SR03)	31-Jan 2026	196"2"			
DHARC-CD 219	31-Jan 2026	196"2"			
DHARC-CD 220	31-Jan 2026	196"2"			
DHARC-CD 221 (SR04)	31-Jan 2026	196"2"			

Circuit Records

Qualifying / Fastest Lap		
GT	S Goodlip	07-Feb-25
	12.339 secs	10.840 mph
Race Laps (15 Mins)		
GT	S Goodlip	19-Jan-24
	59.9 Laps	
Sprint Race Laps (5 Mins)		
GT	V de Oliveira	07-Feb-25
	21.3 Laps	
Race Laps (5 Mins) <small>NASCAR</small>		
NASCAR	S Goodlip	08-Feb-25
	18.6 Laps	
Weekend Group Points		
GT	C Whitehouse	20-Jan-24
	56 Points	

Lap Length 196' 2"

Qualifying / Fastest Lap				Race Laps 15-mins Endurance				Race Laps 5-mins Sprint				
Pos	Competitor	Fastest	MPH	Date	Pos	Competitor	Laps	Date	Pos	Competitor	Laps	Date
1	S Goodlip	12.339	10.840	07-Feb-25	1	S Goodlip	59.9	19-Jan-24	1	V de Oliveira	21.3	07-Feb-25
2	V de Oliveira	12.402	10.785	07-Feb-25	2	L Blacker	59.8	20-Jan-24	2	S White	20.5	07-Feb-25
3	A Smith	13.113	10.200	08-Feb-25	3	S White	59.4	20-Jan-24	3	A Smith	20.0	07-Feb-25
4	S White	13.179	10.149	07-Feb-25	4	G Skipp	59.2	20-Jan-24	4	M Thorpe	19.8	07-Feb-25
5	L Blacker	13.188	10.142	20-Jan-24	5	M Thorpe	58.7	20-Jan-24	5	N Sismey	19.6	08-Feb-25
6	JJ Hughes-Dowd	13.196	10.136	31-Oct-23	5	P Rees	58.7	20-Jan-24	6	J Woodhouse	19.5	08-Feb-25
7	P Rees	13.317	10.044	20-Jan-24	7	A Smith	57.7	08-Feb-25	7	T Gray	19.3	07-Feb-25
8	N Sismey	13.427	9.961	08-Feb-25	8	L Smith	57.4	20-Jan-24	7	L Smith	19.3	08-Feb-25
9	L Smith	13.479	9.923	07-Feb-25	9	N Sismey	56.7	07-Feb-25	7	M Dutson	19.3	08-Feb-25
10	T Gray	13.526	9.888	19-Jan-24	10	JJ Hughes-Dowd	56.3	20-Jan-24	10	C Cooper	19.1	08-Feb-25
11	JT Hughes-Dowd	13.601	9.834	20-Jan-24	11	R Litherland	55.8	08-Feb-25	11	L Pateman	18.8	08-Feb-25
12	R Litherland	13.620	9.820	08-Feb-25	12	JT Hughes-Dowd	55.7	20-Jan-24	12	D Kalyan	18.7	07-Feb-25
13	M Thorpe	13.645	9.802	19-Jan-24	13	V de Oliveira	55.5	08-Feb-25	13	A Rowland	18.6	08-Feb-25
14	L Pateman	13.658	9.793	08-Feb-25	14	D Hughes-Dowd	55.3	20-Jan-24	13	S Goodlip (N)	18.6	08-Feb-25
15	C Cooper	13.752	9.726	07-Feb-25	15	C Whitehouse	55.0	20-Jan-24	13	C Bacon	18.6	08-Feb-25
16	C Bacon	13.853	9.655	08-Feb-25	16	A Woodhouse	54.2	19-Jan-24	16	T Mullen	18.5	07-Feb-25
17	G Peach	13.895	9.626	19-Jan-24	17	B Whitehouse	54.0	08-Feb-25	17	R Booth	18.4	07-Feb-25
18	G Skipp	13.935	9.598	20-Jan-24	18	J Lamb	53.8	20-Jan-24	17	A Staniec	18.4	08-Feb-25
19	T Mullen	14.016	9.543	08-Feb-25	19	A Staniec	53.6	20-Jan-24	19	B Whitehouse	18.2	08-Feb-25
20	J Woodhouse	14.182	9.431	08-Feb-25	20	R Booth	53.5	08-Feb-25	20	P Rees (N)	17.9	07-Feb-25
21	D Hughes-Dowd	14.235	9.396	20-Jan-24	21	G Peach	53.1	20-Jan-24	20	R Litherland	17.9	07-Feb-25
22	M Dutson	14.257	9.381	08-Feb-25	21	L Edwards	53.1	20-Jan-24	22	S Rankin	17.6	08-Feb-25
23	J Lamb	14.289	9.360	19-Jan-24	23	D Kalyan	52.9	08-Feb-25	23	J Kalyan	17.1	07-Feb-25
24	B Whitehouse	14.303	9.351	08-Feb-25	23	T Gray	52.9	07-Feb-25	24	J Bowles	17.0	07-Feb-25
25	A Staniec	14.344	9.324	20-Jan-24	25	J Kalyan	52.8	19-Jan-24	25	A Woodhouse	16.7	08-Feb-25
26	D Edwards	14.388	9.296	19-Jan-24	26	S Gray	52.7	19-Jan-24	26	S Gray (N)	15.9	08-Feb-25
27	S Gray	14.507	9.220	20-Jan-24	27	M Dutson	52.6	08-Feb-25	27	J Lamb	15.6	08-Feb-25
28	R Booth	14.524	9.209	08-Feb-25	27	C Bacon	52.6	08-Feb-25	28	JT Hughes-Dowd (N)	15.4	07-Feb-25
29	D Kalyan	14.528	9.206	07-Feb-25	29	D Edwards	52.5	20-Jan-24	29	S Whittaker	14.7	07-Feb-25
30	J Kalyan	14.562	9.185	19-Jan-24	30	L Pateman	52.4	08-Feb-25	30	D Hughes-Dowd (N)	14.6	08-Feb-25
31	A Rowland	14.720	9.086	08-Feb-25	31	A Rowland	52.1	08-Feb-25	31	L Blacker	11.4	08-Feb-25
32	C Whitehouse	14.818	9.026	19-Jan-24	32	C Cooper	50.6	07-Feb-25	32	C Whitehouse	N/A	N/A
33	A Woodhouse	14.997	8.918	19-Jan-24	33	T Mullen	50.3	20-Jan-24	32	D Edwards	N/A	N/A
34	L Edwards	15.048	8.888	20-Jan-24	34	J Woodhouse	49.7	19-Jan-24	32	G Peach	N/A	N/A
35	S Rankin	15.200	8.799	08-Feb-25	35	S Rankin	48.8	08-Feb-25	32	G Skipp	N/A	N/A
36	J Bowles	15.504	8.627	08-Feb-25	36	J Bowles	48.2	08-Feb-25	32	JJ Hughes-Dowd	N/A	N/A
37	S Whittaker	15.773	8.480	07-Feb-25	37	S Whittaker	45.0	07-Feb-25	32	L Edwards	N/A	N/A





Visit [dhorc.co.uk](http://dhorc.co.uk) or Find us on **facebook**

Derby HO Racing Club

# dhorc



**TOMY AFX TYCO** **Carrera DIGITAL**

Club Night

# R&R

# Rules & Regulations 2026



Derby HO Racing Club  [www.dhorc.co.uk](http://www.dhorc.co.uk)

# dhorc



Home of HO Le Mans **TOMY AFX TYCO** **SmartRa** **Carrera DIGITAL**



Item	Part Number	Price
Carrera Digital braids (x2)	n/a	£3.00
Carrera Digital Guide Blade	n/a	£1.25
PSR Motor with Gubbins	PSR-AC6	£6.00
m2 x 3mm Grub Screw (x2)	n/a	£0.50
m2.5 x 3mm Grub Screw	n/a	£0.50
m2.6 x 6mm body screws (x4)	n/a	£0.50
9 tooth Pinion Plastic	n/a	£0.50
9 tooth Pinion Brass	n/a	£1.00
27tooth crown gear	GI27-Bz	£7.50
54mm Axle	PA01-54	£1.50
Brass Axle Bushing (x2)	PA-68	£4.00
mixed bag of 30 washers/ spacers	n/a	£1.00
Axle Kit	kk07c	£16.00
Reworked Braids (x2)	n/a	£1.00
3d printed resin wheels 15.8x8mm (x2)	RLW132158	£2.00
3d printed resin wheels 16.3x10mm (x2)	RLW132163	£2.00
3d printed resin wheels 16.8x10mm (x2)	RLW132168	£2.00
3d printed resin wheels 17.3x10mm (x2)	RLW132173	£2.00
3d printed resin wheels 17.8x10mm (x2)	RLW132178	£2.00
Plastic Wheels 15.8x8.2mm (x2)	SIW15808215P	£2.00
Plastic Wheels 17.3x8.2mm (x2)	SIW17308215P	£2.00
Plastic Wheels 17.3x10mm (x2)	SIW17310005P	£2.00
Aluminium Wheels 15.8x8.2mm (x2)	SIW15808215A	£7.00
Aluminium Wheels 17.3x8.2mm (x2)	SIW17308215A	£7.00
Aluminium Wheels 17.3x9.75mm (x2)	SIW17309715A	£7.00
Aluminium Wheels 15.9x8.5mm (x2)	SP021120	£7.00



## RAZORLITE Urethane Tyres (Sizes Available)

16x11, 5x1 RLT13201	19.5x11, 6x1.5 RLT13215	Policar Monoposto Scaleauto F1 Rear RLT13228
17x11, 5x1 RLT13202	20x11, 5x1 RLT13216	
17.5x11, 5x1 RLT13203	20x11, 5x1.5 RLT13217	20.25x11, 5x1 RLT13229
18x11, 5x1 RLT13204	20x11, 6x1 RLT13218	19x10, 5x1.5 RLT13230
19x10, 5x1 RLT13205	20x11, 6x1.5 RLT13219	19x10, 6x1 RLT13231
19x11, 5x1 RLT13206	20x12, 5x1 RLT13220	19x10, 6x1.5 RLT13232
19x11, 6x1 RLT13207	20x12, 6x1 RLT13221	19.75x11, 5x1 RLT13233
19x11, 6x1.5 RLT13208	20.5x11, 5x1 RLT13222	19.75x11, 5x1.5 RLT13234
19x12, 5x1 RLT13209	21x11, 5x1 RLT13223	19.75x11, 6x1 RLT13235
19.5x10, 5x1.5 RLT13210	21x12, 5x1 RLT13224	19.75x11, 6x1.5 RLT13236
19.5x10, 6x1.5 RLT13211	21.5x11, 5x1 RLT13225	21x11, 6x1.5 RLT13237
19.5x11, 5x1 RLT13212	Carrera F1 Rear RLT13226	20.5x11.5, 6x1.5 RLT13238
19.5x11, 5x1.5 RLT13213	Carrera Porsche 917 Rear RLT13227	20.75x11.5, 6x1.5 RLT13239
19.5x11, 6x1 RLT13214		

HighLighted Ones Available in the DHORC Club Spares Box  
Any other Sizes Listed Available to order



# RAZORLITE Rear Wheel & Tyre Guide

# Front Wheel & Tyre Guide

Car GT Models	Carrera Wheels	Alternative Some Truing Req	Aftermarket 17.2/3mm wheel	Alternative Some Truing Req	Carrera Wheels	Aftermarket 15.8/9mm wheel
Aston Martin	RLT13234	RLT13217	RLT13212	RLT13233	RLT13230	RLT13205
Audi R8 LMS	RLT13213	RLT13234	RLT13233	RLT13220	RLT13230	RLT13205
Audi R8 LMS Evo2	RLT13213	RLT13234	RLT13233	RLT13220	RLT13230	RLT13205
BMW M4	RLT13230	RLT13213	RLT13212	RLT13233	RLT13230	RLT13205
BMW M6	RLT13213	RLT13234	RLT13233	RLT13220	RLT13230	RLT13205
Corvette C7r	RLT13213	RLT13234	RLT13233	RLT13220	RLT13230	RLT13205
Corvette C8r	RLT13213	RLT13234	RLT13233	RLT13220	RLT13230	RLT13205
Ferrari 488	RLT13208*	RLT13215	RLT13212*	RLT13233	RLT13230	RLT13205
Ford GT	RLT13213	RLT13234	RLT13233	RLT13220	RLT13230	RLT13205
McLaren 720s	RLT13234	RLT13217	RLT13233	RLT13220	RLT13230	RLT13205
Mercedes AMG	RLT13234	RLT13217	RLT13233	RLT13220	RLT13230	RLT13205
Porsche 911 RSR	RLT13213	RLT13234	RLT13233	RLT13220	RLT13230	RLT13205
X-Bow	RLT13208**	RLT13215	RLT13212*	RLT13233	RLT13230	RLT13205
Lamborghini Huracan	RLT13238	RLT13239	RLT13223	RLT13224	RLT13230	RLT13205
<b>DTM Models</b>						
Audi	RLT13234	RLT13217	RLT13212	RLT13233	RLT13230	RLT13205
BMW	RLT13234	RLT13217	RLT13212	RLT13233	RLT13230	RLT13205
Mercedes	RLT13234	RLT13217	RLT13212	RLT13233	RLT13230	RLT13205

\* Some slight truing of tyres still required \*\* Recommend truing the Carrera hub before installing tyres



Item	Part Number	Price
Aluminium Wheels 16.9x8.5mm (x2)	SP021144	£7.00
Aluminium Wheels 16.9x10mm (x2)	SP021148	£7.00
Aluminium Wheels 17.2x10mm (x2)	SP021152	£7.00
Urethane Tyres (x2) - 19x10x5x1	RLT13205	£3.00
Urethane Tyres (x2) - 19x10x5x1.5	RLT13230	£3.00
Urethane Tyres (x2) - 19x11x6x1.5	RLT13208	£3.00
Urethane Tyres (x2) - 19.5x11x5x1	RLT13212	£3.00
Urethane Tyres (x2) - 19.5x11x5x1.5	RLT13213	£3.00
Urethane Tyres (x2) - 19.5x11x6x1.5	RLT13215	£3.00
Urethane Tyres (x2) - 19.75x11x5x1	RLT13233	£3.00
Urethane Tyres (x2) - 19.75x11x5x1.5	RLT13234	£3.00
Urethane Tyres (x2) - 20x11x5x1.5	RLT13217	£3.00
Urethane Tyres (x2) - 20x12x5x1	RLT13220	£3.00
Urethane Tyres (x2) - 20.5x11.5x6x1.5	RLT13238	£3.00
Urethane Tyres (x2) - 20.75x11.5x6x1.5	RLT13239	£3.00
Urethane Tyres (x2) - 21x11x5x1	RLT13223	£3.00
Urethane Tyres (x2) - 21x12x5x1	RLT13224	£3.00
Urethane Tyres (x2) - 21.5x11x5x1	RLT13225	£3.00
Urethane Tyres (x2) - 21x11x5x1.5	RLT13241	£3.00
Urethane Tyres (x2) - 22x10x8x1.5	RLT13240	£3.00
Urethane Tyres (x2) - 23x10x5x1	RLT13242	£3.00
Urethane Tyres (x2) - 20x13x5x1	RLT13243	£3.00
Urethane Tyres (x2) - 21x13x5x1	RLT13244	£3.00
Urethane Tyres (x2) - 20x13x6x1	RLT13245	£3.00
Urethane Tyres (x2) - 21x13x6x1	RLT13246	£3.00

# Where is DHORC?

Derby HO Racing Club  [www.dhorc.co.uk](http://www.dhorc.co.uk)

# dhorc

Home of HO Le Mans

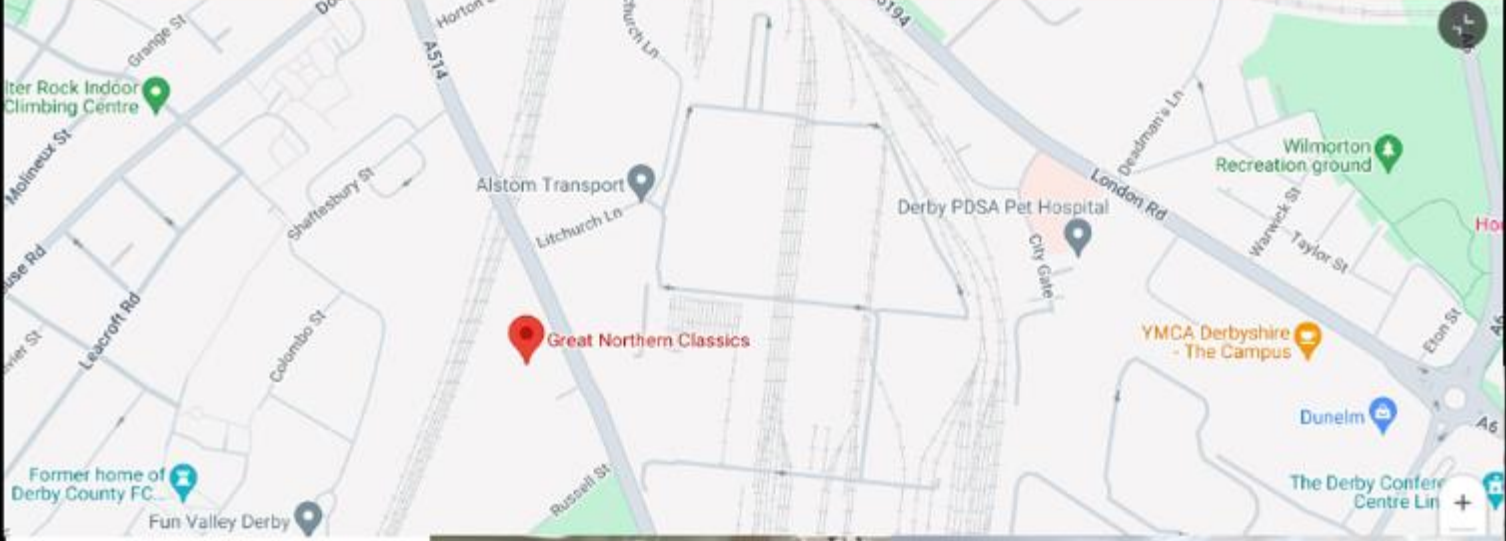
  

Derby HO Racing Club  [www.dhorc.co.uk](http://www.dhorc.co.uk)

# dhorc

[www.dhorc.co.uk](http://www.dhorc.co.uk)



# GREAT NORTHERN CLASSICS



Great Northern Classics  
274 – 278 Osmaston Road  
Derby DE24 8AE

Nick Sismey  
[sismey80@hotmail.co.uk](mailto:sismey80@hotmail.co.uk)  
07984339192