

Visit dhorc.co.uk or Find us on **facebook**

Derby HO Racing Club 

www.dhorc.co.uk

dhorc

Home of HO Le Mans

TOMY AFX
TYCO

Club Night

752

Round 01

Miami – F1

06Jan26

WORKSHOP
TOOLS

CSL
cslautomation.co.uk



Our
35th
Season

Bulldog Club
Chassis
Introduced

woodland
auto centre

ADULTS

- 01** S GOODLIP
- 02** L PATEMAN
- 03** C BOWLES

JUNIORS

- 01** JJ HUGHES-DOWD
- 02** J WOODHOUSE
- 03** L WHITTAKER

This Week: 2025 Corporate Winners – 70,242,631 Facebook views in 2025



About:



History and Key Facts



HO Club founded on 7 July 1992

- DHORC: Derby HO Racing Club ("HO" Is The Scale = 1/64th)
- Tenant at Great Northern Classics, open to all!
- Home of world famous international Le Mans 24 Hour race until 2019.
- Smaller scale version of Scalextric, once set up works all night!
- Four and Eight lane circuits
- Computerised timing
- Statistics for every meeting and every member since July 1992
- Over 30 Club Nights each year
- 50+ circuit designs, up to 567 feet in length
- Eight-lane routed dhorcingham oval
- Two car categories – Tyco open wheel (F1)
 - Tomy SGP, BSRT, VSR, Bulldog enclosed wheel (GC)



Carrera Digital Club 1st race 18 January 2022

- 1/32nd Carrera Digital GT Cars
- 16 Evenings a year, with 15-minute Endurance & 5-minute Sprint Races
- 10+ circuits
- Full computerised timing and stats through SmartRace App



The Club Nights and Magazine Coverage

HO

- Racing starts at 18:45 hours – Finished by 22:00 hours
- Minimum of four 3-minute qualifying races & up to two Finals (F1 & GC) for each member
- Championship points for all members
- Magazine produced for every meeting covering every member & track statistic

Carrera Digital

- Racing starts at 18:00 – Finished by 22:00 hours
- Magazine produced after each evening
- Championship points for all members
- Rules & regulations booklet covering all the DHORC rules produced each year
- Great family atmosphere, a help-all culture

Membership Fees, Car Costs and Prizes

- Adult £40 and junior (under 16) £20 for HO & Carrera, £50/£25 combined
- Only £50 Total expenditure for two cars HO Cars, £65 one Carrera
- All cars and spares can be bought at club
- Adult, Masters (over 56), Junior (16 & under) HO Championships
- Adult & 70+ Carrera Championships





Editorial 752



Our 35th HO Season is go!! And what a great start with 25 racers on the grid, 19 Adults and 6 Juniors. Will we see our first 6-time Adult Champion in 2026? **Simon Goodlip**, **Lee Pateman** and reigning double Champion **Angus Smith** are all on five Championships a piece. Will we also see our first 3-time Junior Champion? **JJ Hughes-Dowd** won in 2024 and 2025 and in his last year as a Junior has the chance to become the first to do the triple!

With thanks to some fantastic support from **Barry Johnson** and Slot Cars Direct we added the Bulldog Club Chassis to our GC class this year. It's the first new chassis to be added to GC for 11 years, when the Viper was added in 2015. We have already sold 19 of them and have 11 still available from the current batch. **Phil Rees** has also produced some Bulldog Club Chassis clips so your current Lexan bodies can be fitted to the new chassis.

Congratulations to our winners at Miami, where we ran just F1 Finals. Simon for taking the Adults, **Steve Whittaker** the Early Parents, yours truly the Masters and JJ the Juniors.

We move from North America to South America for our next evening on 27Jan26 from one F1 track to another, Brazil's Interlagos. See you at the end of the month.

Nick Sismey



Front Cover: Miami International Autodrome

Derby HO Racing Club		Committee...2026		Derby HO Racing Club	
Chairman / Treasurer	Nick Sismey	M 07984 339 192	sismey80@hotmail.co.uk		
Vice Chairman	Phil Rees	M 07912 378 652	dhorcman.p.r@ntlworld.com		
Secretary	Laura Edwards	M 07501 217 254	laurabubbles07@hotmail.co.uk		
CD Spares	Stuart Gray	M 07874 253 955	stuartcgray7@btinternet.com		
HO Spares + HO & CD Race Control	Lewis Blacker	M 07713 059 906	lewisjayblacker@outlook.com		
HO Race Control	Dan Turnbull	M 07751 302 255	danielturnbull@btinternet.com		
HO Parc Ferme	Reuben Litherland	M 07775 061 685	rj.litherland@yahoo.com		
HO & CD Race Control	Liam Smith	M 07477 698 158	liam-smith-93@hotmail.co.uk		
Carrera Digital	Victor de Oliveira	M 07841 505 860	vic.deo@hotmail.com		
HO Carrera Digital Scrutineer	Angus Smith	M 07591 813 431	angus@angussmith500.plus.com		
HO Carrera Digital Scrutineer	Simon Goodlip	M 07803 551708	simon.goodlip@sky.com		
Carrera Digital	Steve White	M 07859 999 480	wslotcarsteve@gmail.com		

THIS SLOT CAR MAGAZINE IS PUBLISHED AND COPYRIGHT 2026 BY DHORC, AND NO PORTION MAY BE REPRODUCED OR TRANSMITTED WITHOUT WRITTEN PERMISSION, AND MAY CONTAIN ARTICLES AND GRAPHICS REPRINTED WITH THE PERMISSION OF THE ORIGINAL COPYRIGHT HOLDER, WHO RETAINS ALL RIGHTS.

Contents.....752

Page	Details
003	Editorial
004	Contents
005	News & Views Including..... 1. Acknowledgements 2. Bulldog Club Chassis joins GC Class 3. Bulldog Club Chassis magnet strength decided 4. 2025 Corporate winners 5. 2025 Facebook views
006	2026 Calendar
008	2026 Winners & Continuous Club Night Attendance Records
010	DHORC Official Clothing
011	Slot Cars & Spares
012	Razorlite Lexans HO
013	Race Report – Miami F1 – 06 January 2026 - Round 01 of 37 Including..... Page 23 - Race Results Page 31 - Best Results Page 39 - Championship Tables
047	Members' Statistics
061	Next Circuit - Interlagos – 26 January 2026 - Rounds 02 & 03 of 37
070	Rules and Regulations 2026
071	Razorlite Lexans HO Catalogue



SLOT CARSDIRECT
UK's HO 1/64th Slot Car Specialist
We specialize in Tomy AFX, Viper Scale Racing
and Bulldog Racing Products.

AFX
RACING

Viper Scale Racing

News & Views.....752

1. Acknowledgements for DHORC 752

Stuart Gray	Setting Up, Marshalling & PA	Gordon Reynolds	Marshalling & PA
Steve Whittaker	Setting Up & Marshalling	Luca Whittaker	Marshalling
Leo Sismey	Setting Up	Colin Blake	Marshalling & PA
Darryn Mutch	Setting Up	Lee Pateman	Marshalling & PA
Reuben Litherland	Parc Ferme, Marsh & PA	Jim Dudley	Marshalling & PA
Lewis Blacker	Spares, RC, Marshalling & PA	Barry Johnson	Marshalling & PA
Simon Goodlip	Race Control, Marsh & PA	Angus Smith	Marshalling & PA
Dan Hughes-Dowd	Marshalling	JJ Hughes-Dowd	Marshalling
Andrew Woodhouse	Marshalling	Jenson Woodhouse	Marshalling
Ellis Woodhouse	Marshalling	Charlie Youart	Marshalling
James Crunden	Marshalling	Baxter Crunden	Marshalling
Denis Latham	Marshalling & Packing Away	Chris Bowles	Marshalling & PA
Matt Blood	Marshalling & Packing Away	Mike Gretton	Marshalling & PA

2. Bulldog Club Chassis joins GC Class

Barry Johnson's Slot Cars Direct's Bulldog Club Chassis joined our GC Class at Miami as an alternative to the Viper chassis we have been using for many years. **Phil Rees'** has produced clips to enable bodies to be switched between chassis. We also have spare can motors and gear sets which can be found in the parts box. The Slot Car & Spares sheet has been updated on Page 11.




Derby HO Racing Club		HO Calendar 2026		Derby HO Racing Club	
Tuesday	06-Jan	Conference Room	1 (F1)		Miami
Tuesday	27-Jan	Conference Room	2 (F1)	3 (GC)	Interlagos
Tuesday	17-Feb	Conference Room	4 (F1)	5 (GC)	Cadwell Park
Tuesday	10-Mar	Conference Room	6 (F1)	7 (GC)	Monaco
Tuesday	31-Mar	Conference Room	8 (F1)	9 (GC)	Long Beach
Sat/Sun	18/19Apr	Donington Park	Corporate		BTCC
Tuesday	28-Apr	Conference Room	10 (F1)	11 (GC)	Zandvoort
Tuesday	12-May	Conference Room	12 (F1)	13 (GC)	Nashville
Tuesday	02-Jun	Conference Room	14 (F1)	15 (GC)	Dijon-Prenois
Tuesday	23-Jun	Conference Room	16 (F1)	17 (GC)	Shanghai
Tuesday	14-Jul	Conference Room	18 (F1)	19 (GC)	Red Bull Ring
Tuesday	21-Jul	Mezzanine / The Tram Shed	20 (F1)	21 (GC)	DHORCingham Oval
			22 (F1)	23 (GC)	
Sat/Sun	01/02Aug	Highacres Farm	Corporate		Cromford Steam Rally
Tuesday	04-Aug	Conference Room	24 (F1)	25 (GC)	Fiorano
Sat/Sun	08/09Aug	Donington Park	Corporate		Convoy in the Park
Sat/Sun	22/23Aug	Donington Park	Corporate		BTCC
Tuesday	15-Sep	Conference Room	26 (F1)	27 (GC)	Jarama
Tuesday	29-Sep	Conference Room	28 (F1)	29 (GC)	Pukekohe Park
Tuesday	20-Oct	Conference Room	30 (F1)	31 (GC)	Donington Park
Tuesday	10-Nov	Conference Room	32 (F1)	33 (GC)	Trois-Rivieres
Tuesday	17-Nov	Conference Room			AGM
Tuesday	24-Nov	Conference Room	34 (F1)	35 (GC)	Watkins Glen
Tuesday	15-Dec	Conference Room	36 (F1)	37 (GC)	Jacarepagua

Derby HO Racing Club		CD Calendar 2026		Derby HO Racing Club	
Tuesday	13-Jan	Conference Room	Test Night		Sonoma (New)
Tuesday	20-Jan	Conference Room	1 2 3		Sonoma
Friday	30-Jan	Mezzanine / The Tram Shed	4 5 6		Monza
Saturday	31-Jan	Mezzanine / The Tram Shed	7 to 12		Monza
Tuesday	10-Feb	Conference Room	13 14 15		Mugello
Tuesday	24-Feb	Conference Room	Test Night		Ruapuna (New)
Tuesday	17-Mar	Conference Room	16 17 18		Ruapuna
Tuesday	14-Apr	Conference Room	19 20 21		Catalunya
Tuesday	05-May	Conference Room	Test Night		Fortaleza (New)
Tuesday	26-May	Conference Room	22 23 24		Fortaleza
Friday	05-Jun	Mezzanine / The Tram Shed	25 26 27		Le Mans
Saturday	06-Jun	Mezzanine / The Tram Shed	28 to 33		Le Mans
Sunday	07-Jun	Mezzanine / The Tram Shed	6-Hour Race		Le Mans
Tuesday	16-Jun	Conference Room	34 35 36		Fuji
Tuesday	07-Jul	Conference Room	37 38 39		Okayama
Tuesday	28-Jul	Conference Room	40 41 42		Watkins Glen
Tuesday	08-Sep	Conference Room	43 44 45		Sonoma
Friday	18-Sep	Mezzanine / The Tram Shed	46 47 48		Road America
Saturday	19-Sep	Mezzanine / The Tram Shed	49 to 54		Road America
Tuesday	13-Oct	Conference Room	55 56 57		Ruapuna
Friday	23-Oct	Mezzanine / The Tram Shed	58 59 60		Road Atlanta
Saturday	24-Oct	Mezzanine / The Tram Shed	61 to 69		Road Atlanta
Tuesday	03-Nov	Conference Room	70 71 72		Fortaleza
Tuesday	17-Nov	Conference Room			AGM
Tuesday	01-Dec	Conference Room	73 74		Luanda

3. Bulldog Club Chassis magnet strength decided.

Angus Smith checked the magnet strength of 15 new Bulldog Club Chassis before the start of the Miami Club Night, and it was agreed that the magnet strength should be 150 +/- 10 "carrots".



This compares to 130 for the Tyco and 200 for the Viper.



Winners 2026

F1 Qualifies on Green & Blue, GC on Yellow & Red Lanes

Day	Date	Rnd	Track	Final	Adults	Masters	Juniors	Early Parents
Tue	06-Jan	1	Miami	F1	S Goodlip	N Sismey	JJ Hughes-Dowd	S Whittaker
Tue	27-Jan	2	Interlagos	F1				
Tue	27-Jan	3	Interlagos	GC				
Tue	17-Feb	4	Cadwell Park	F1				
Tue	17-Feb	5	Cadwell Park	GC				
Tue	10-Mar	6	Monaco	F1				
Tue	10-Mar	7	Monaco	GC				
Tue	31-Mar	8	Long Beach	F1				
Tue	31-Mar	9	Long Beach	GC				
Tue	28-Apr	10	Zandvoort	F1				
Tue	28-Apr	11	Zandvoort	GC				
Tue	12-May	12	Nashville	F1				
Tue	12-May	13	Nashville	GC				
Tue	02-Jun	14	Dijon-Prenois	F1				
Tue	02-Jun	15	Dijon-Prenois	GC				
Tue	23-Jun	16	Shanghai	F1				
Tue	23-Jun	17	Shanghai	GC				
Tue	14-Jul	18	Red Bull Ring	F1				
Tue	14-Jul	19	Red Bull Ring	GC				
Tue	21-Jul	20	dhordingham	F1				
Tue	21-Jul	21	dhordingham	GC				
Tue	21-Jul	22	dhordingham	F1				
Tue	21-Jul	23	dhordingham	GC				
Tue	04-Aug	24	Florano	F1				
Tue	04-Aug	25	Florano	GC				
Tue	15-Sep	26	Jarama	F1				
Tue	15-Sep	27	Jarama	GC				
Tue	29-Sep	28	Pukekohe	F1				
Tue	29-Sep	29	Pukekohe	GC				
Tue	20-Oct	30	Misano	F1				
Tue	20-Oct	31	Misano	GC				
Tue	10-Nov	32	Trois-Rivieres	F1				
Tue	10-Nov	33	Trois-Rivieres	GC				
Tue	24-Nov	34	Watkins Glen	F1				
Tue	24-Nov	35	Watkins Glen	GC				
Tue	15-Dec	36	Jacarepagua	F1				
Tue	15-Dec	37	Jacarepagua	GC				

Race Winners

Derby HO Racing Club www.dhorc.co.uk dhorc Home of HO Le Mans TOMY RPK TYCO	Adults	Masters	Juniors	Early Parents
	Simon Goodlip Adults	Nick Sismey Masters	JJ Hughes-Dowd Juniors	Steve Whittaker Early Parents

Continuous Club Night Attendance Records

Members below have built up ten or more continuous Club Night attendances, including DHORC 752:-

Nick Sismey	301 Club Nights	Lewis Blacker	53	Luca Whittaker	27
Reuben Litherland	33	Dan Hughes-Dowd	19	JJ Hughes-Dowd	19
Gordon Reynolds	17	Andrew Woodhouse	17	Jenson Woodhouse	17

Record Club Night Attendance Phil Rees 710

Record Continuous Club Night Attendance Nick Sismey 301

Record Continuous Evening Attendance Nick Sismey 238

4. 2025 Corporate winners

Congratulations to our two 2025 Corporate track winners who both receive tickets to a motor race event of their choice.

Lee Johnson set the most Adult laps on our eight-lane Tomy AFX HO at the Great Northern Classics Derby 1st birthday party on 15Mar25, which wasn't beaten during the rest of the year.

Similarly **Odhrań Convery** set the most Junior number of laps at the Ford RS Owners Club 1990 Limited National Day at Mallory Park Circuit on 03Aug25.



5. 2025 Facebook views!

Incredibly we had the following number of Facebook views in 2025!



70,242,631

Nick Sismey

Derby HO Racing Club  www.dhorc.co.uk
dhorc
Home of HO Le Mans  

Derby HO Racing Club www.dhorc.co.uk
dhorc
SmartRac(e) 

Official Clothing



Contact
Nick Sismey



Derby HO Racing Club  www.dhorc.co.uk
dhorc
TOMY AFK TYCO 

Original DHORC
Polo Shirts
or  DIGITAL 132

Derby HO Racing Club  www.dhorc.co.uk
dhorc
TOMY AFK TYCO 

Original DHORC
T-Shirts
or  DIGITAL 132



Derby HO Racing Club  www.dhorc.co.uk
dhorc
TOMY AFK TYCO 

Original DHORC
Hoodies
or  DIGITAL 132



Derby HO Racing Club  www.dhorc.co.uk
dhorc
TOMY AFK TYCO 

Original DHORC
Caps & Beanies
or  DIGITAL 132





Slot Cars & Spares



Open Wheel (F1)

Body	£10.00	Bulkhead	£4.00
Chassis	£10.00	Armature	£6.00
Whole Car	£20.00	Crown/Pinion Gear	£2.50
Pickup Shoes (Pair)	£2.00	Rear Tyres (Pair)	£2.00
Pickup Springs	£1.00	Sponge (Pair)	£2.50
Pinion Gear	£1.50	Rear Axle with tyres	£5.00
Front Tyres (Pair)	£1.00	Guide Pins	£1.50
Front Axle	£2.00	Traction Magnets (Pair)	£2.00
Brush Springs (Pair)	£1.50	Brush Tubes (Pair)	£2.00
Brushes (Pair)	£2.00		
Motor Magnets (Pair)	£3.00		



Enclosed Wheel (GC)



VSR Chassis	£30.00
Bulldog Club Chassis	£15.00
Painted Lexan Body	£10.00
Pickup Shoes (Pair)	£2.00
Pickup Springs	£1.00
#417 7T Delrin Pinion Gear	£1.50
Front Axle, Wheels and Tyres	£4.00
Rear Axle, Crown Gear & Tyres	£8.00
Rear Narrow Hubs (Pair)	£3.00
Bulldog Crown Wheel & Pinion	£2.00
Body Clip	£1.00
Viper Endbell	£8.00
Armature	£6.00
22T VSR Crown Gear	£2.50
Rear Tyres (Pair)	£3.00
Guide Pins	£2.50
VSR Pro Blank Chassis	£10.00
Bulldog Can Motor	£5.00

Please Note: The Spares box may carry more items than listed here.



Updated 03Jan26



Visit our
Facebook Page
or the back of
this magazine



Clear plastic bodies to suit a variety of HO
chassis. Many not found elsewhere



Race Report



Round 01

Miami – F1

6th January 2026



Simon Goodlip took the first Adult win of 2026 but still had time to provide & build Baxter Crunden a new F1 chassis after a pick-up holder on his original chassis' snapped



Nick Sismey leads the Masters after his win at Miami, while Denis Latham took victory in the 'E' and 'D' Finals and so leads the Adult Final Challenge.

Round 1 Miami International Autodrome (USA) 06-Jan-26

Previous Results

			Adults			1st	2nd	3rd
DHORC 659 F1	10-Jan	2023	99'4"	L Pateman	A Smith	P Rees		
DHORC 668 GC	27-Jun	2023	99'4"	A Smith	L Pateman	S Goodlip		
DHORC 720 F1	07-Jan	2025	99'4"	C Bowles	A Smith	P Rees		
DHORC 721 GC	07-Jan	2025	99'4"	A Smith	C Bowles	S Goodlip		
DHORC 752 F1	06-Jan	2026	99'4"	S Goodlip	L Pateman	C Bowles		
			Juniors			1st	2nd	3rd
DHORC 659 F1	10-Jan	2023	99'4"	L Bowles	JJ Hughes-Dowd	H Smith		
DHORC 668 GC	27-Jun	2023	99'4"	L Bowles	JJ Hughes-Dowd	J Woodhouse		
DHORC 720 F1	07-Jan	2025	99'4"	JJ Hughes-Dowd	J Woodhouse	T Stevenson		
DHORC 721 GC	07-Jan	2025	99'4"	JJ Hughes-Dowd	JT Hughes-Dowd	J Woodhouse		
DHORC 752 F1	06-Jan	2026	99'4"	JJ Hughes-Dowd	J Woodhouse	L Whittaker		

Circuit Records

Lap Length 99'4"

Qualifying

F1/GC	L Pateman	10Jan23
	103.0 Laps	
F1	C Bowles	07Jan25
	42.9 Laps	
GC	C Bowles	07Jan25
	57.3 Laps	

Fastest Laps

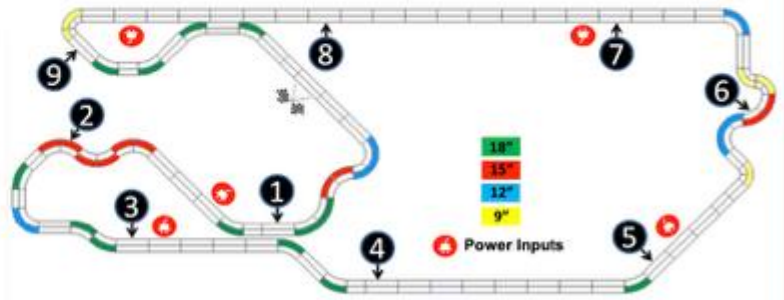
F1	L Pateman	10Jan23
	6.97 secs	
GC	S Goodlip	27Jun23
	5.28 secs	

Race Laps

F1	L Pateman	10Jan23
	S Goodlip	07Jan25
	A Smith	06Jan26
23.5 Laps		
GC	L Pateman	27Jun23
	31.6 Laps	

Final Points

3.5 Points	S Goodlip	10Jan23
	D Hughes-Dowd	10Jan23



DHORC 752





Reuben Litherland took charge of Parc Ferme while....



....Lewis Blacker ran Race Control with help from Simon

F1 Finals ADULT REPORT F1 Finals

Simon kicks off our 35th Season with a win!

'A' Final – **Simon Goodlip** kicked off our 35th season of HO racing with his 105th win at our 752nd Club Night, that saw 19 Adults and six Juniors on the grid. This meant we ran single F1 Finals. Simon was followed home by **Lee Pateman** some seven tenths of a lap in arrears despite lapping 0.18 seconds quicker. Both Lee and Simon have a record five Championships each so are looking to become the first Adult Members to take six Championships. That also goes for Pole sitter for the 99th time, reigning Champion **Angus Smith**, who unfortunately, stepped down before the end of the 'A' on 17.1 laps with F1 issues. Seven tenths of a lap ahead of him was 'B' Final winner **Chris Bowles** who is also in contention for his first Championship after his nine wins in 2025.

While we are running exactly the same circuits as 2025 Qualifying changes with F1 moving from Yellow and Red Lanes to Green and Blue, GC going the other way. Unusually we had a different racer win each Round in Qualifying. **Reuben Litherland** won Yellow Lane but still found himself in the 'B' Final while Simon won Green, Lee a record 522nd Individual Qualifying Round on Red and Angus Blue. To go with this record Lee also set the most Race Laps of the evening, a record 193rd, his first since 23Jul24. Angus also equalled Lee and Simon's F1 Race Laps record set on 10Jan23 and 07Jan25 respectively as he matched their 23.5 laps. Chris took his third straight fastest lap, the first time he had done this, and reached double figures in fastest lap wins for the first time!

Derby HO Racing Club
www.dhrc.co.uk
dherc
Home of HO Le Mans

Round 01 - ADULTS
Miami F1 - USA
6th January 2026

3rd
Lee Pateman

1st
Simon Goodlip

2nd
Chris Bowles



Great to see the returning Matt Blood and new Member Mike Gretton sign up for a full year of racing in 2026. Matt equalled his best finish with ninth.



'B' Final – **Lewis Blacker**, our reigning 2025 Final Challenge Champion, had no cars problems in Qualifying this time, taking fifth on the grid, where he remained after the 'B' Final, dropping 0.8 laps to podium bound Chris despite a 0.07 second faster lap time.

Nick Sismey, like many, was coming to terms with the new Bulldog Club Chassis in Qualifying, which, while quick, needs a slightly different driving technique. He found himself in the 'C' but was able to set his best F1 laps of the night to make the 'B' where he took eight tenths of a lap out of Reuben who struggled all night with his F1 for some reason, leaving him in eighth.

'C' Final – **Stuart Gray** led much of the 'C' Final, his consistency keeping him well ahead of the field. Nick could do nothing with him through the twisty bits but had a speed advantage down the straights. Once he had stopped crashing he was able to reel Stuart in, despite their lap times only being separated by 0.04 secs, to take the win by 0.7 laps.

Matt Blood equalled his best ever finish of ninth, way back on 28Aug12, giving good 1.1 laps to Stuart. **Denis Latham**, having taken a PB double Final ('E' & 'D') wins for the first time, broke Simon and **Dan Hughes-Dowd's** Final points record of 3.5 set on 10Jan23 with 4.5 here finishing fourth in the 'C' and tenth overall. This puts him to the top of the Final Challenge standings.

'D' Final – **Gordon Reynolds** was second to Denis in the 'D', by just under a lap, in what was his 100th race start, taking 11th. Half a lap behind Gordon was **Colin Blake** who had pipped the former to 15th on the grid by 2.6 laps. **Barry Johnson** closed out the 'D' by not quite making a lap, he also suffering F1 problems, as he took unlucky 13th. His second Qualifying race of the evening saw Barry reach 600 race starts!

'E' Final – **Jim Dudley** only lost out to Denis in the 'E' by 1.5 laps which was surprising as Denis was lapping two seconds a lap quicker, which showed Jim was actually being the more consistent! His 14th place finish was eight tenths of lap ahead of **Mike Gretton**, running his own cars for the first time in, only his 10th race!


Early Parents' 'F' Final – **Steve Whittaker** qualified seventh overall at Miami however running in the Early Parents' Final the best he could hope for in the final standings was 16th. And 16th he took to lead that Championship by a point from **Jim Crunden** who had qualified just behind him, less than a lap separating them at the flag. Reigning double Early Parents Champion **Andrew Woodhouse** was another 1.1 laps back with joint 2025 Champion Dan another 1.2 laps behind, taking his first Wooden Spoon since Jun'25 and finishing in 19th.

MASTERS REPORT

Nick Masters Miami

Nick took the first Masters win of the year from Simon and Steve in second, with Gordon, Jim and Stuart sharing fourth. Mike was alone in seventh while Angus and Barry had to settle for eighth.





MIAMI

GROUP A	GROUP B	GROUP C
Y M BLOOD	Y C BOWLES	Y B JOHNSON
G M GRETTON	G A SMITH	G L POTEMAN
R D LATHAM	R S GOODIP	R G REYNOLDS
B N SEMEY	B R LITHELLAND	B J DOOLEY
GROUP D	GROUP E	GROUP F
Y C YARRANT	Y D HUGHES-DOWN	Y JJ HUGHES-DOWN
G E WOODHOUSE	G S WHITTAKER	G L WHITTAKER
R	R A WOODHOUSE	R J WOODHOUSE
B	B J CRUNDEN	B B CRUNDEN
GROUP G		
Y		
G L BLACKER		
R C BLAKE		
B S GRAY		

JJ
 JESSA
 LOCA
 SIMON
 LEE
 CHRIS

25 were on the grid for Round 1

JUNIOR REPORT

JJ starts as he means to go on!

'A' Final – JJ Hughes-Dowd is attempting to become the first Junior in DHORC's 34 year history to take three Junior Championship. Our reigning double Champion got off to a great start with his record 54th victory following his 56th and third straight Pole position, which puts him second in the all-time charts alongside Jamie Sismey for Poles. His winning margin over his chief Championship rival **Jenson Woodhouse** was 0.8 laps after putting nearly ten laps between them in Qualifying. Jenson actually took the most F1 laps of the night on Blue lane during Qualifying preventing JJ taking home a perfect 50 points haul. **Luca Whittaker** was exactly two laps behind Jenson as they finished next to each other at the flag.

JJ also took his seventh straight fastest lap to take him to a career total of 51 while a hat-trick of best race laps saw him reach 52 to date going second in those all-time stats. To add to this he broke both Junior fastest lap records. His 7.55 second F1 lap beat his previous time of 8.16 from last January while his 6.20 second GC lap beat friend Lewis Bowles' 6.41 set on 10Jan23. Following these three home was **Baxter Crunden** who now leads the Final Challenge having won the 'B' Final, despite only recording 5.9 laps in the 'A' due to F1 car problems.



'B' Final – Ellis Woodhouse gave Baxter the most trouble in the 'B' but even he, still our youngest racer, lost out by five laps to take fifth. In his second Club Night as a Member **Charlie Youart** was another one to struggle with an ill handling F1, new tyres required for Interlagos!

Tommy Tyco



JJ Hughes-Dowd had a great start in his attempt to become the first Junior to take three Championships with a win in Round 01

Race Results



Who Came Where?

Who Scored What?



Steve Whittaker took the first Early Parents' Final win of the year, so leads that Championship. We move away from Final Points after a year back to Championship points


DERBY HO SLOT CAR CLUB CHAMPIONSHIP RACE 752											
dherc Home of HO Le Mans			Miami - 06 January 2026 - F1 - Round 01						dherc Home of HO Le Mans		
M = HO Master			MASTER POINTS TABLE						NM = NON MEMBER		
QUALIFYING			FINAL POSITIONS			POINTS TOTAL			FINAL POINTS		
POS	ADULT	LAPS	POS	ADULT	PTS	POS	ADULT	PTS	POS	ADULT	PTS
1	A Smith (M)	98.3	1	S Goodlip (M)	45	1	S Goodlip (M)	46	1	D Latham	4.5
2	L Pateman	96.1	2	L Pateman	38	2	L Pateman	39	2	C Bowles	3.0
3	S Goodlip (M)	95.9	3	C Bowles	34	3	C Bowles	35	2	N Sismey (M)	3.0
4	C Bowles	88.9	4	A Smith (M)	31	4	A Smith (M)	33	4	S Goodlip (M)	2.0
5	L Blacker	87.1	5	L Blacker	29	5	L Blacker	29	4	S Whittaker (M)	2.0
6	R Litherland	83.9	6	N Sismey (M)	28	6	N Sismey (M)	28	6	L Pateman	1.5
7	S Whittaker (M)	83.3	7	R Litherland	27	7	R Litherland	27	6	L Blacker	1.5
8	J Crunden	78.7	8	S Gray (M)	26	8	S Gray (M)	26	6	J Crunden	1.5
9	S Gray (M)	75.9	9	M Blood	25	9	M Blood	25	6	S Gray (M)	1.5
10	A Woodhouse	75.2	10	D Latham	24	10	D Latham	24	6	G Reynolds (M)	1.5
11	N Sismey (M)	74.5	11	G Reynolds (M)	23	11	G Reynolds (M)	23	6	J Dudley (M)	1.5
12	M Blood	71.4	12	C Blake	22	12	C Blake	22	12	A Woodhouse	1.0
13	B Johnson (M)	70.5	13	B Johnson (M)	21	13	B Johnson (M)	21	12	M Blood	1.0
14	D Hughes-Dowd	68.2	14	J Dudley (M)	20	14	J Dudley (M)	20	12	C Blake	1.0
15	C Blake	65.4	15	M Gretton (M)	19	15	M Gretton (M)	19	12	M Gretton (M)	1.0
16	G Reynolds (M)	62.8	16	S Whittaker (M)	18	16	S Whittaker (M)	18	16	A Smith (M)	0.5
17	D Latham	62.4	17	J Crunden	17	17	J Crunden	17	16	R Litherland	0.5
18	M Gretton (M)	61.2	18	A Woodhouse	16	18	A Woodhouse	16	16	B Johnson (M)	0.5
19	J Dudley (M)	39.0	19	D Hughes-Dowd	15	19	D Hughes-Dowd	15	16	D Hughes-Dowd	0.5
QUALIFYING			FINAL POSITIONS			POINTS TOTAL			FINAL POINTS		
POS	JUNIOR	LAPS	POS	JUNIOR	PTS	POS	JUNIOR	PTS	POS	JUNIOR	PTS
1	JJ Hughes-Dowd	79.4	1	JJ Hughes-Dowd	45	1	JJ Hughes-Dowd	49	1	B Crunden	2.5
2	J Woodhouse	69.6	2	J Woodhouse	38	2	J Woodhouse	39	2	JJ Hughes-Dowd	2.0
3	L Whittaker	56.7	3	L Whittaker	34	3	L Whittaker	34	3	J Woodhouse	1.5
4	E Woodhouse	55.8	4	B Crunden	31	4	B Crunden	31	3	E Woodhouse	1.5
5	B Crunden	41.8	5	E Woodhouse	29	5	E Woodhouse	29	5	L Whittaker	1.0
6	C Youart	38.1	6	C Youart	28	6	C Youart	28	5	C Youart	1.0



Angus Smith took his 99th Pole & equalled the F1 Laps record, finishing 4th in Florida.



Chris Bowles finished on the podium in 3rd



Andrew Woodhouse took 18th at Miami



Charlie Youart ran in his 2nd Club Night as a Member



Luca Whittaker made the Junior podium

DERBY H:O SLOT CAR CLUB CHAMPIONSHIP RACE 752													
Miami - 06 January 2026 - F1 - Round 01													
GROUP 'C' CAR LAPS & TIMES						FORMULA 1 CAR LAPS & TIMES							
FASTEST LAPS				BEST RACE LAPS (3 MINS)		FASTEST LAPS				BEST RACE LAPS (3 MINS)			
POS	ADULT	TIME	SPEED	POS	ADULT	LAPS	POS	ADULT	TIME	SPEED	POS	ADULT	LAPS
1	C Bowles	5.55	12.203	1	L Pateman	29.0	1	S Goodlip (M)	7.10	9.539	1	A Smith (M)	23.5
2	L Pateman	5.67	11.945	2	A Smith (M)	27.9	2	L Pateman	7.14	9.486	2	S Goodlip (M)	22.2
3	S Goodlip (M)	5.74	11.799	3	S Goodlip (M)	27.4	3	L Blacker	7.31	9.265	3	L Pateman	21.6
4	A Smith (M)	5.75	11.779	4	C Bowles	27.2	4	C Bowles	7.33	9.240	4	C Bowles	21.3
5	R Litherland	5.80	11.677	5	L Blacker	26.4	5	A Smith (M)	7.44	9.103	4	L Blacker	21.3
6	L Blacker	6.17	10.977	6	R Litherland	25.7	6	D Latham	7.68	8.819	6	D Latham	20.5
7	N Sismey (M)	6.61	10.246	7	N Sismey (M)	24.3	7	D Hughes-Dowd	7.78	8.705	7	J Crunden	20.3
8	S Whittaker (M)	6.63	10.215	8	S Whittaker (M)	23.9	8	R Litherland	7.84	8.639	8	S Whittaker (M)	19.8
9	D Hughes-Dowd	6.81	9.945	9	A Woodhouse	22.6	9	J Crunden	7.98	8.487	9	N Sismey (M)	19.7
10	A Woodhouse	6.88	9.844	10	M Blood	22.5	10	S Whittaker (M)	7.99	8.476	10	S Gray (M)	19.0
11	J Crunden	7.13	9.499	11	J Crunden	20.8	11	B Johnson (M)	8.08	8.382	11	A Woodhouse	18.6
12	M Blood	7.43	9.115	12	S Gray (M)	20.3	12	A Woodhouse	8.25	8.209	12	B Johnson (M)	18.4
13	D Latham	7.56	8.959	13	D Hughes-Dowd	20.2	13	N Sismey (M)	8.43	8.034	13	M Blood	17.9
14	G Reynolds (M)	7.67	8.830	13	D Latham	20.2	14	S Gray (M)	8.47	7.996	14	J Dudley (M)	16.8
15	B Johnson (M)	7.89	8.584	15	G Reynolds (M)	18.9	15	M Blood	8.68	7.803	15	R Litherland	16.7
16	S Gray (M)	8.15	8.310	16	C Blake	18.7	16	J Dudley (M)	9.04	7.492	16	D Hughes-Dowd	16.5
17	C Blake	8.50	7.968	17	B Johnson (M)	17.9	17	G Reynolds (M)	9.48	7.144	17	M Gretton (M)	16.0
18	M Gretton (M)	8.91	7.601	18	M Gretton (M)	15.5	18	C Blake	9.54	7.099	18	C Blake	15.8
19	J Dudley (M)	10.58	6.401	19	J Dudley (M)	10.4	19	M Gretton (M)	9.58	7.070	19	G Reynolds (M)	15.5
FASTEST LAPS				BEST RACE LAPS (3 MINS)		FASTEST LAPS				BEST RACE LAPS (3 MINS)			
POS	JUNIOR	TIME	SPEED	POS	JUNIOR	LAPS	POS	JUNIOR	TIME	SPEED	POS	JUNIOR	LAPS
1	JJ Hughes-Dowd	6.20	10.924	1	JJ Hughes-Dowd	23.3	1	JJ Hughes-Dowd	7.55	8.970	1	J Woodhouse	19.0
2	B Crunden	7.04	9.620	2	B Crunden	20.9	2	J Woodhouse	7.99	8.476	2	JJ Hughes-Dowd	18.7
3	J Woodhouse	7.12	9.512	3	L Whittaker	18.6	3	B Crunden	8.73	7.758	3	L Whittaker	15.0
4	L Whittaker	7.88	8.595	4	J Woodhouse	16.5	4	L Whittaker	9.53	7.107	4	B Crunden	14.5
5	E Woodhouse	9.26	7.314	5	E Woodhouse	15.2	5	E Woodhouse	10.17	6.659	5	E Woodhouse	13.8
6	C Youart	9.90	6.841	6	C Youart	13.0	6	C Youart	15.39	4.401	6	C Youart	8.1



Gordon Reynolds finished just outside the top ten in 11th



Stuart Gray again helped to set up finishing in 8th after a fine race in the 'C' Final

CL		NAME		ROUND 1 (GC) Y		ROUND 2 (F1) G		ROUND 3 (GC) R		ROUND 4 (F1) B		QUAL		FIN		FINAL 1		FINAL 2		FINAL 3		BEST		TOTAL	
		LAPS	TIME	LAPS	TIME	LAPS	TIME	LAPS	TIME	LAPS	TIME	LAPS	TIME	POS	PTS	LAPS	TIME	LAPS	TIME	LAPS	TIME	LAP	TIME	LAPS	TIME
A	A	24.9	6.25	22.0	7.91	27.9	5.75	23.5	7.44	98.3	A4	0.5	17.1	7.91							27.9	5.75	115.4		
A	L	24.3	6.35	21.6	7.39	29.6	5.67	21.2	7.76	96.1	A2	1.5	21.5	7.14							29.0	5.67	117.6		
A	S	24.3	6.36	22.1	7.31	27.4	5.74	22.1	7.10	95.9	A1	2.0	22.2	7.32							27.4	5.74	118.1		
A	C	24.1	6.45	20.5	7.33	27.2	5.55	17.1	7.50	88.9	A3	3.0	21.3	7.66					17.8	8.18	27.2	5.55	128.0		
A	L	21.5	6.86	21.3	7.31	26.4	6.17	17.9	8.16	87.1	B2	1.5	19.5	7.59							26.4	6.17	106.6		
A	R	25.3	6.25	16.7	7.87	25.7	5.80	16.2	7.84	83.9	B4	0.5	16.2	8.33							25.7	5.80	100.1		
A	S	21.7	6.90	17.9	7.99	23.9	6.63	19.8	8.19	83.3	F1	2.0	19.7	8.03							23.9	6.63	103.0		
A	J	19.1	8.05	18.5	8.40	20.8	7.13	20.3	7.98	78.7	F2	1.5	18.8	8.24							20.8	7.13	97.5		
A	S	19.1	8.33	17.9	8.58	20.3	8.15	18.6	8.73	75.9	C2	1.5	19.0	8.47							20.3	8.15	94.9		
A	A	18.5	7.53	15.5	8.93	22.6	6.88	18.6	8.25	75.2	F3	1.0	17.9	8.62							22.6	6.88	93.1		
A	N	17.0	7.09	16.2	9.09	24.3	6.61	17.0	8.49	74.5	B3	3.0	19.7	8.43							17.0	8.59	111.2		
A	M	18.5	8.57	15.5	8.97	22.5	7.43	14.9	9.37	71.4	C3	1.0	17.9	8.68							22.5	7.43	89.3		
A	B	17.2	7.89	17.0	8.32	17.9	8.18	18.4	8.08	70.5	D4	0.5	0.9								18.4	7.89	71.4		
A	D	17.0	7.87	15.6	8.35	20.2	6.81	15.4	7.78	68.2	F4	0.5	16.5	8.55							20.2	6.81	84.7		
A	C	15.9	9.46	15.8	9.54	18.7	8.50	15.0	9.83	65.4	D3	1.0	15.0	10.09							18.7	8.50	80.4		
A	G	14.1	11.44	14.4	11.07	18.9	7.67	15.4	9.48	62.8	D2	1.5	15.5	9.89							18.9	7.67	78.3		
A	D	20.2	7.56	16.5	8.77	5.2	7.92	20.5	7.81	62.4	C4	4.5	18.3	7.68							16.4	9.51	113.7		
A	M	15.5	9.13	14.5	10.63	15.5	8.91	15.7	9.60	61.2	E3	1.0	16.0	9.58							20.5	7.56	77.2		
A	J	10.4	10.58	12.4	10.47	0.2	50.00	16.0	9.04	39.0	E2	1.5	16.8	9.71							16.8	9.04	55.8		
J	JJ	19.9	6.78	18.7	7.66	23.3	6.20	17.5	7.55	79.4	A1	2.0	17.8	8.03							23.3	6.20	97.2		
J	J	16.3	7.66	17.8	8.32	16.5	7.12	19.0	8.08	69.6	A2	1.5	17.0	7.99							19.0	7.12	86.6		
J	L	13.6	11.09	11.7	10.95	18.6	7.88	12.8	9.53	56.7	A3	1.0	15.0	9.63							18.6	7.88	71.7		
J	E	14.4	10.52	13.8	10.46	15.2	9.26	12.4	10.17	55.8	B2	1.5	10.5	10.49							15.2	9.26	66.3		
J	B	14.9	8.12	1.8	22.15	20.9	7.04	4.2	11.15	41.8	A4	2.5	14.5	8.73							20.9	7.04	62.2		
J	C	12.8	11.61	8.1	17.26	13.0	9.90	4.2	18.17	38.1	B3	1.0	4.6	15.39							13.0	9.90	42.7		
														TOTAL FEET		224,790.6		TOTAL LAPS		2,263.0					



Colin Blake and Dan Hughes-Dowd finished in 12th and 19th



Everyone's
Best Results
At This Circuit



What are my Best Scores?
Who Have I Beaten?



Junior 'B' – Charlie (6th), winner Baxter Crunden & Ellis Woodhouse (5th)



Miami Best Off Chart 1

Qualifying Combined					Final Points			
Pos	Adult	Laps	MPH	Date	Pos	Adult	Pts	Date
1	L Pateman	103.0	9.689	10-Jan-23	1	D Latham	4.5	06-Jan-26
2	A Smith (M)	100.9	9.491	27-Jun-23	2	S Goodlip (M)	3.5	10-Jan-23
3	S Goodlip (M)	99.9	9.397	27-Jun-23	2	D Hughes-Dowd	3.5	10-Jan-23
4	R Litherland	95.4	8.974	10-Jan-23	4	P Rees (M)	3.0	10-Jan-23
5	N Sismey (M)	92.6	8.710	10-Jan-23	4	N Sismey (M)	3.0	06-Jan-26
6	A Turnbull	91.7	8.626	10-Jan-23	4	C Bowles	3.0	06-Jan-26
7	C Bowles	91.6	8.616	27-Jun-23	7	G Peach (M)	2.5	10-Jan-23
8	P Rees (M)	90.4	8.504	10-Jan-23	7	S Gray (M)	2.5	10-Jan-23
9	D Garbett (M)	87.1	8.193	10-Jan-23	7	R Litherland	2.5	27-Jun-23
9	L Blacker	87.1	8.193	06-Jan-26	7	R Lawson	2.5	27-Jun-23
11	G Peach (M)	86.0	8.090	10-Jan-23	7	J Lawson	2.5	27-Jun-23
12	S Whittaker (M)	83.3	7.836	06-Jan-26	7	L Smith	2.5	07-Jan-25
13	D Turnbull	80.9	7.610	27-Jun-23	13	L Pateman	2.0	10-Jan-23
14	JJ Hughes-Dowd	79.0	7.431	27-Jun-23	13	A Smith (M)	2.0	02-Jun-23
15	J Crunden	78.7	7.403	06-Jan-26	13	A Woodhouse	2.0	07-Jan-25
16	S Gray (M)	78.1	7.347	10-Jan-23	13	M Graham	2.0	07-Jan-25
17	A Woodhouse	75.2	7.074	06-Jan-26	13	S Whittaker (M)	2.0	06-Jan-26
18	A Stevenson	75.1	7.064	10-Jan-23	18	L Blacker	1.5	10-Jan-23
19	M Blood	71.4	6.716	06-Jan-26	18	H Smith	1.5	10-Jan-23
20	B Johnson (M)	70.5	6.632	06-Jan-26	18	D Turnbull	1.5	27-Jun-23
21	R Lawson	69.6	6.547	27-Jun-23	18	A Stevenson	1.5	07-Jan-25
22	D Hughes-Dowd	68.6	6.453	27-Jun-23	18	J Crunden	1.5	06-Jan-26
23	D Latham	67.6	6.359	27-Jun-23	18	G Reynolds (M)	1.5	06-Jan-26
24	S Smith	65.6	6.171	10-Jan-23	18	J Dudley (M)	1.5	06-Jan-26
25	C Blake	65.4	6.152	06-Jan-26	25	A Turnbull	1.0	10-Jan-23
26	A Thompson	64.0	6.020	27-Jun-23	25	D Garbett (M)	1.0	10-Jan-23
27	G Reynolds (M)	62.8	5.907	06-Jan-26	25	JJ Hughes-Dowd	1.0	10-Jan-23
28	H Smith	61.3	5.766	10-Jan-23	25	M Dutson	1.0	07-Jan-25
29	M Gretton (M)	61.2	5.757	06-Jan-26	25	C Blake	1.0	06-Jan-26
30	J Lawson	56.7	5.334	27-Jun-23	25	M Blood	1.0	06-Jan-26
31	J Dudley (M)	39.0	3.669	06-Jan-26	25	M Gretton (M)	1.0	06-Jan-26
32	M Graham	N/A	N/A	N/A	32	S Smith	0.5	10-Jan-23
32	M Dutson	N/A	N/A	N/A	32	B Johnson (M)	0.5	06-Jan-26
32	L Smith	N/A	N/A	N/A	34	A Thompson	0.0	27-Jun-23
Pos	Junior	Laps	MPH	Date	Pos	Junior	Pts	Date
1	L Bowles	79.9	7.516	10-Jan-23	1	J Thompson	2.5	27-Jun-23
2	JJ Hughes-Dowd	79.4	7.469	06-Jan-26	1	JT Hughes-Dowd	2.5	07-Jan-25
3	J Woodhouse	69.6	6.547	06-Jan-26	1	J Graham	2.5	07-Jan-25
4	H Smith	61.3	5.766	10-Jan-23	1	B Crunden	2.5	06-Jan-26
5	J Thompson	57.2	5.381	27-Jun-23	5	L Bowles	2.0	10-Jan-23
6	J Lawson	56.7	5.334	27-Jun-23	5	JJ Hughes-Dowd	2.0	07-Jan-25
6	L Whittaker	56.7	5.334	06-Jan-26	7	J Lawson	1.5	27-Jun-23
8	E Woodhouse	55.8	5.249	06-Jan-26	7	J Woodhouse	1.5	07-Jan-25
9	T Stevenson	51.5	4.844	27-Jun-23	7	E Woodhouse	1.5	06-Jan-26
10	B Crunden	41.8	3.932	06-Jan-26	7	L Whittaker	1.5	07-Jan-25
11	C Youart	38.1	3.584	06-Jan-26	11	H Smith	1.0	10-Jan-23
12	JT Hughes-Dowd	N/A	N/A	N/A	11	T Stevenson	1.0	27-Jun-23
12	J Graham	N/A	N/A	N/A	11	C Youart	1.0	06-Jan-26



Junior 'A' – Luca (3rd), Jenson Woodhouse (2nd), winner JJ and Baxter (4th)



Miami Best Off Chart 2 - F1

Qualifying					Fastest Laps					Race Laps				
Pos	Adult	Laps	MPH	Date	Pos	Adult	Time	MPH	Date	Pos	Adult	Laps	MPH	Date
1	C Bowles	42.9	4.035	07-Jan-25	1	L Pateman	6.97	9.717	10-Jan-23	1	L Pateman	23.5	8.842	10-Jan-23
2	A Smith (M)	42.8	4.026	07-Jan-25	2	C Bowles	7.10	9.539	10-Jan-23	1	S Goodlip (M)	23.5	8.842	07-Jan-25
3	P Rees (M)	42.5	3.998	07-Jan-25	2	S Goodlip (M)	7.10	9.539	06-Jan-26	1	A Smith (M)	23.5	8.842	06-Jan-26
4	L Pateman	42.4	3.988	07-Jan-25	4	A Smith (M)	7.18	9.433	07-Jan-25	4	C Bowles	23.2	8.729	07-Jan-25
5	S Goodlip (M)	41.1	3.866	07-Jan-25	5	D Garbett (M)	7.27	9.316	10-Jan-23	5	P Rees (M)	23.1	8.692	07-Jan-25
6	R Litherland	38.6	3.631	07-Jan-25	6	A Turnbull	7.30	9.278	10-Jan-23	6	A Turnbull	21.9	8.240	10-Jan-23
7	N Sismey (M)	37.3	3.509	07-Jan-25	7	L Blacker	7.31	9.265	06-Jan-26	7	L Blacker	21.3	8.014	06-Jan-26
8	D Turnbull	34.5	3.245	07-Jan-25	8	P Rees (M)	7.41	9.140	10-Jan-23	8	R Litherland	21.0	7.901	10-Jan-23
9	A Woodhouse	33.0	3.104	07-Jan-25	9	R Litherland	7.45	9.091	10-Jan-23	8	N Sismey (M)	21.0	7.901	07-Jan-25
10	D Hughes-Dowd	32.5	3.057	07-Jan-25	10	D Latham	7.68	8.819	06-Jan-26	10	D Garbett (M)	20.6	7.751	10-Jan-23
11	L Blacker	32.3	3.038	07-Jan-25	11	G Peach (M)	7.78	8.705	10-Jan-23	11	D Latham	20.5	7.713	06-Jan-26
12	A Stevenson	32.0	3.010	07-Jan-25	11	D Hughes-Dowd	7.78	8.705	06-Jan-26	12	J Crunden	20.3	7.638	06-Jan-26
13	M Graham	31.5	2.963	07-Jan-25	13	L Smith	7.89	8.584	07-Jan-25	13	G Peach (M)	20.1	7.563	10-Jan-23
14	D Latham	30.4	2.860	07-Jan-25	14	J Crunden	7.98	8.487	06-Jan-26	14	A Stevenson	19.8	7.450	10-Jan-23
15	L Smith	27.7	2.606	07-Jan-25	15	S Whittaker (M)	7.99	8.476	06-Jan-26	14	S Whittaker (M)	19.8	7.450	06-Jan-26
16	M Dutson	26.6	2.502	07-Jan-25	16	N Sismey (M)	8.00	8.466	10-Jan-23	16	S Gray (M)	19.6	7.375	10-Jan-23
17	C Blake	23.5	2.211	07-Jan-25	17	B Johnson (M)	8.08	8.382	06-Jan-26	17	D Hughes-Dowd	19.5	7.337	10-Jan-23
18	A Thompson	N/A	N/A	N/A	18	S Gray (M)	8.09	8.372	10-Jan-23	18	L Smith	19.3	7.262	07-Jan-25
18	A Turnbull	N/A	N/A	N/A	19	A Stevenson	8.11	8.351	10-Jan-23	19	D Turnbull	19.1	7.187	10-Jan-23
18	B Johnson (M)	N/A	N/A	N/A	20	A Woodhouse	8.25	8.209	06-Jan-26	20	A Woodhouse	18.6	6.998	06-Jan-26
18	D Garbett (M)	N/A	N/A	N/A	21	JJ Hughes-Dowd	8.26	8.199	27-Jun-23	21	B Johnson (M)	18.4	6.923	06-Jan-26
18	G Peach (M)	N/A	N/A	N/A	22	H Smith	8.29	8.170	10-Jan-23	22	M Blood	17.9	6.735	06-Jan-26
18	G Reynolds (M)	N/A	N/A	N/A	23	M Blood	8.68	7.803	06-Jan-26	23	H Smith	17.8	6.697	10-Jan-23
18	H Smith	N/A	N/A	N/A	24	D Turnbull	8.80	7.696	10-Jan-23	24	JJ Hughes-Dowd	17.5	6.585	27-Jun-23
18	J Crunden	N/A	N/A	N/A	25	R Lawson	8.95	7.567	27-Jun-23	25	R Lawson	17.4	6.547	27-Jun-23
18	J Dudley (M)	N/A	N/A	N/A	26	S Smith	9.03	7.500	10-Jan-23	26	J Dudley (M)	16.8	6.321	06-Jan-26
18	J Lawson	N/A	N/A	N/A	27	J Dudley (M)	9.04	7.492	06-Jan-26	27	M Graham	16.6	6.246	07-Jan-25
18	JJ Hughes-Dowd	N/A	N/A	N/A	28	M Graham	9.36	7.236	07-Jan-25	28	S Smith	16.0	6.020	10-Jan-23
18	M Blood	N/A	N/A	N/A	29	G Reynolds (M)	9.48	7.144	06-Jan-26	28	M Gretton (M)	16.0	6.020	06-Jan-26
18	M Gretton (M)	N/A	N/A	N/A	30	C Blake	9.54	7.099	06-Jan-26	30	M Dutson	15.9	5.983	07-Jan-25
18	R Lawson	N/A	N/A	N/A	31	M Gretton (M)	9.58	7.070	06-Jan-26	31	C Blake	15.8	5.945	06-Jan-26
18	S Gray (M)	N/A	N/A	N/A	32	J Lawson	9.76	6.939	27-Jun-23	32	G Reynolds (M)	15.5	5.832	06-Jan-26
18	S Smith	N/A	N/A	N/A	33	A Thompson	9.91	6.834	27-Jun-23	33	A Thompson	14.7	5.531	27-Jun-23
18	S Whittaker (M)	N/A	N/A	N/A	34	M Dutson	11.05	6.129	07-Jan-25	34	J Lawson	12.9	4.854	27-Jun-23
Pos	Junior	Laps	MPH	Date	Pos	Junior	Time	MPH	Date	Pos	Junior	Laps	MPH	Date
1	JJ Hughes-Dowd	40.1	3.772	07-Jan-25	1	JJ Hughes-Dowd	7.55	8.970	06-Jan-26	1	JJ Hughes-Dowd	20.7	7.789	07-Jan-25
2	J Woodhouse	33.3	3.132	07-Jan-25	2	J Woodhouse	7.99	8.476	06-Jan-26	2	J Woodhouse	19.0	7.149	06-Jan-26
3	T Stevenson	29.3	2.756	07-Jan-25	3	L Bowles	8.37	8.092	02-Jun-23	3	L Bowles	18.5	6.961	10-Jan-23
4	JT Hughes-Dowd	28.4	2.671	07-Jan-25	4	B Crunden	8.73	7.758	06-Jan-26	4	JT Hughes-Dowd	16.2	6.095	07-Jan-25
5	J Graham	27.8	2.615	07-Jan-25	5	JT Hughes-Dowd	8.94	7.576	07-Jan-25	5	H Smith	15.5	5.832	10-Jan-23
6	L Whittaker	19.1	1.797	07-Jan-25	6	H Smith	9.10	7.443	10-Jan-23	6	T Stevenson	15.3	5.757	07-Jan-25
7	E Woodhouse	N/A	N/A	N/A	7	T Stevenson	9.28	7.298	07-Jan-25	7	J Graham	15.2	5.719	07-Jan-25
7	H Smith	N/A	N/A	N/A	8	L Whittaker	9.53	7.107	06-Jan-26	8	L Whittaker	15.0	5.644	06-Jan-26
7	J Lawson	N/A	N/A	N/A	9	J Graham	9.54	7.099	07-Jan-25	9	B Crunden	14.5	5.456	06-Jan-26
7	J Thompson	N/A	N/A	N/A	10	J Lawson	9.76	6.939	27-Jun-23	10	J Thompson	14.2	5.343	27-Jun-23
7	L Bowles	N/A	N/A	N/A	11	J Thompson	9.90	6.841	27-Jun-23	11	E Woodhouse	13.8	5.192	06-Jan-26
7	B Crunden	N/A	N/A	N/A	12	E Woodhouse	10.17	6.659	06-Jan-26	12	J Lawson	12.9	4.854	27-Jun-23
7	C Youart	N/A	N/A	N/A	13	C Youart	15.39	4.401	06-Jan-26	13	C Youart	8.1	3.048	06-Jan-26





Adult 'Early Parents' – Jim Crunden (17th), winner Steve (16th), Andrew (18th) & Dan (19th)



Miami Best Off Chart 3 - GC

Qualifying					Fastest Laps					Race Laps				
Pos	Adult	Laps	MPH	Date	Pos	Adult	Time	MPH	Date	Pos	Adult	Laps	MPH	Date
1	A Smith (M)	57.3	5.390	07-Jan-25	1	S Goodlip (M)	5.28	12.827	27-Jun-23	1	L Pateman	31.6	11.890	27-Jun-23
2	C Bowles	56.7	5.334	07-Jan-25	2	A Smith (M)	5.32	12.731	07-Jan-25	2	A Smith (M)	30.8	11.589	27-Jun-23
3	R Litherland	54.0	5.080	07-Jan-25	3	L Pateman	5.41	12.519	27-Jun-23	3	S Goodlip (M)	29.6	11.137	27-Jun-23
4	S Goodlip (M)	52.2	4.910	07-Jan-25	4	C Bowles	5.46	12.404	07-Jan-25	4	R Litherland	29.5	11.100	10-Jan-23
5	L Pateman	51.6	4.854	07-Jan-25	5	R Litherland	5.54	12.225	27-Jun-23	5	C Bowles	28.8	10.836	07-Jan-25
6	L Blacker	49.0	4.609	07-Jan-25	6	N Sismey (M)	5.95	11.383	10-Jan-23	6	A Turnbull	26.9	10.121	10-Jan-23
7	N Sismey (M)	48.6	4.572	07-Jan-25	7	A Turnbull	6.00	11.288	27-Jun-23	7	N Sismey (M)	26.8	10.084	10-Jan-23
8	P Rees (M)	44.9	4.224	07-Jan-25	8	L Blacker	6.12	11.067	07-Jan-25	8	L Blacker	26.4	9.933	07-Jan-25
9	D Turnbull	44.2	4.158	07-Jan-25	9	G Peach (M)	6.18	10.959	10-Jan-23	9	D Garbett (M)	25.5	9.595	10-Jan-23
10	D Latham	43.0	4.045	07-Jan-25	10	D Garbett (M)	6.20	10.924	10-Jan-23	9	G Peach (M)	25.5	9.595	10-Jan-23
11	L Smith	42.8	4.026	07-Jan-25	11	JJ Hughes-Dowd	6.56	10.324	10-Jan-23	11	P Rees (M)	24.6	9.256	10-Jan-23
12	A Woodhouse	41.9	3.941	07-Jan-25	12	S Whittaker (M)	6.63	10.215	06-Jan-26	12	S Whittaker (M)	23.9	8.993	06-Jan-26
13	M Graham	39.5	3.716	07-Jan-25	13	P Rees (M)	6.72	10.078	27-Jun-23	13	D Turnbull	23.8	8.955	27-Jun-23
14	D Hughes-Dowd	37.9	3.565	07-Jan-25	14	D Turnbull	6.79	9.975	27-Jun-23	14	JJ Hughes-Dowd	23.6	8.880	27-Jun-23
15	A Stevenson	37.1	3.490	07-Jan-25	15	D Hughes-Dowd	6.81	9.945	06-Jan-26	15	R Lawson	22.8	8.579	27-Jun-23
16	M Dutton	33.9	3.189	07-Jan-25	16	L Smith	6.84	9.902	07-Jan-25	16	L Smith	22.7	8.541	07-Jan-25
17	C Blake	30.2	2.841	07-Jan-25	17	A Woodhouse	6.88	9.844	06-Jan-26	17	J Lawson	22.6	8.504	27-Jun-23
18	A Thompson	N/A	N/A	N/A	18	S Gray (M)	6.99	9.689	10-Jan-23	17	D Latham	22.6	8.504	07-Jan-25
18	A Turnbull	N/A	N/A	N/A	19	A Thompson	7.00	9.675	27-Jun-23	17	A Woodhouse	22.6	8.504	06-Jan-26
18	B Johnson (M)	N/A	N/A	N/A	20	M Dutton	7.02	9.648	07-Jan-25	20	D Hughes-Dowd	22.5	8.466	27-Jun-23
18	D Garbett (M)	N/A	N/A	N/A	21	D Latham	7.07	9.579	07-Jan-25	20	M Blood	22.5	8.466	06-Jan-26
18	G Peach (M)	N/A	N/A	N/A	22	J Crunden	7.13	9.499	06-Jan-26	22	M Graham	22.4	8.428	07-Jan-25
18	G Reynolds (M)	N/A	N/A	N/A	23	H Smith	7.14	9.486	10-Jan-23	23	S Gray (M)	22.2	8.353	10-Jan-23
18	H Smith	N/A	N/A	N/A	24	R Lawson	7.18	9.433	27-Jun-23	24	A Stevenson	21.8	8.202	10-Jan-23
18	J Crunden	N/A	N/A	N/A	25	J Lawson	7.26	9.329	27-Jun-23	25	H Smith	21.3	8.014	10-Jan-23
18	J Dudley (M)	N/A	N/A	N/A	26	M Graham	7.27	9.316	07-Jan-25	25	A Thompson	21.3	8.014	27-Jun-23
18	J Lawson	N/A	N/A	N/A	27	M Blood	7.43	9.115	06-Jan-26	27	J Crunden	20.8	7.826	06-Jan-26
18	JJ Hughes-Dowd	N/A	N/A	N/A	28	S Smith	7.50	9.030	10-Jan-23	28	S Smith	20.3	7.638	10-Jan-23
18	M Blood	N/A	N/A	N/A	29	A Stevenson	7.52	9.006	27-Jun-23	29	M Dutton	19.0	7.149	07-Jan-25
18	M Grettton (M)	N/A	N/A	N/A	30	G Reynolds (M)	7.67	8.830	06-Jan-26	30	G Reynolds (M)	18.9	7.111	06-Jan-26
18	R Lawson	N/A	N/A	N/A	31	B Johnson (M)	7.89	8.584	06-Jan-26	31	C Blake	18.7	7.036	06-Jan-26
18	S Gray (M)	N/A	N/A	N/A	32	C Blake	8.50	7.968	06-Jan-26	32	B Johnson (M)	17.9	6.735	06-Jan-26
18	S Smith	N/A	N/A	N/A	33	M Grettton (M)	8.91	7.601	06-Jan-26	33	M Grettton (M)	15.5	5.832	06-Jan-26
18	S Whittaker (M)	N/A	N/A	N/A	34	J Dudley (M)	10.58	6.401	06-Jan-26	34	J Dudley (M)	10.4	3.913	06-Jan-26
Pos	Junior	Laps	MPH	Date	Pos	Junior	Time	MPH	Date	Pos	Junior	Laps	MPH	Date
1	JT Hughes-Dowd	44.2	4.158	07-Jan-25	1	JJ Hughes-Dowd	6.20	10.924	06-Jan-26	1	L Bowles	24.4	9.181	10-Jan-23
2	JJ Hughes-Dowd	42.2	3.970	07-Jan-25	2	L Bowles	6.41	10.566	10-Jan-23	2	JJ Hughes-Dowd	23.6	8.880	27-Jun-23
3	J Woodhouse	38.1	3.584	07-Jan-25	3	JT Hughes-Dowd	6.98	9.703	07-Jan-25	3	JT Hughes-Dowd	22.6	8.504	07-Jan-25
4	T Stevenson	35.8	3.368	07-Jan-25	4	B Crunden	7.04	9.620	06-Jan-26	4	H Smith	21.3	8.014	10-Jan-23
5	J Graham	30.4	2.860	07-Jan-25	5	J Woodhouse	7.12	9.512	06-Jan-26	5	J Thompson	21.0	7.901	27-Jun-23
6	L Whittaker	28.0	2.634	07-Jan-25	6	H Smith	7.14	9.486	10-Jan-23	6	B Crunden	20.9	7.864	06-Jan-26
7	E Woodhouse	N/A	N/A	N/A	7	J Lawson	7.26	9.329	27-Jun-23	7	J Lawson	20.3	7.638	27-Jun-23
7	H Smith	N/A	N/A	N/A	8	J Thompson	7.45	9.091	27-Jun-23	8	J Woodhouse	19.1	7.187	07-Jan-25
7	J Lawson	N/A	N/A	N/A	9	J Graham	7.74	8.750	07-Jan-25	9	L Whittaker	18.6	6.998	06-Jan-26
7	J Thompson	N/A	N/A	N/A	10	L Whittaker	7.88	8.595	06-Jan-26	10	T Stevenson	18.1	6.810	07-Jan-25
7	L Bowles	N/A	N/A	N/A	11	T Stevenson	8.15	8.310	07-Jan-25	11	J Graham	17.6	6.622	07-Jan-25
7	B Crunden	N/A	N/A	N/A	12	E Woodhouse	9.26	7.314	06-Jan-26	12	C Youart	13.0	4.891	06-Jan-26
7	C Youart	N/A	N/A	N/A	13	C Youart	9.90	6.841	06-Jan-26	13	E Woodhouse	12.6	4.741	27-Jun-23



Adult 'E' – Jim Dudley (14th), winner Denis & Mike (15th)



Championship Tables



Those All Important
Points!



Adult 'D' – Gordon (11th), Barry Johnson (13th), Colin (12th) & winner Denis



Championship Leaders 06Jan26 After Round 01



Adult

Championship

Simon Goodlip

Final Challenge

Denis Latham

King of Speed

TBA

Top Adult Points at dhorcingham oval

Junior

Championship

JJ Hughes-Dowd

Final Challenge

Baxter Crunden

King of Speed

TBA

Top Junior Points at dhorcingham oval

Other

Masters (56+)

Nick Sismey

Early Parents

Steve Whittaker

Alan Bullock

TBA

Winner of last Adult Club Night in August

Bob Chadwick

TBA

Winner of last Adult Club Night in October

Key: **Orange** = New Leader, **Green** = Champion



Adult 'C' – Matt (9th), Stuart (8th), winner Nick Sismey & Denis (10th)



DHORC Championship 2026 after Round 01						
Pos	Competitor	Wins	MIA F1	Total	Best (75%)	Diff
	Name (Adults)		1 06-Jan	38 Scores	TBA Scores	
1	S Goodlip (M)	1	46	46	46	
2	L Pateman		39	39	39	7
3	C Bowles		35	35	35	4
4	A Smith (M)		33	33	33	2
5	L Blacker		29	29	29	4
6	N Sismey (M)		28	28	28	1
7	R Litherland		27	27	27	1
8	S Gray (M)		26	26	26	1
9	M Blood		25	25	25	1
10	D Latham		24	24	24	1
11	G Reynolds (M)		23	23	23	1
12	C Blake		22	22	22	1
13	B Johnson (M)		21	21	21	1
14	J Dudley (M)		20	20	20	1
15	M Gretton (M)		19	19	19	1
16	S Whittaker (M)		18	18	18	1
17	J Crunden		17	17	17	1
18	A Woodhouse		16	16	16	1
19	D Hughes-Dowd		15	15	15	1
Pos	(Juniors)	Wins	752	Total	75%	Diff
1	JJ Hughes-Dowd	1	49	49	49	
2	J Woodhouse		39	39	39	10
3	L Whittaker		34	34	34	5
4	B Crunden		31	31	31	3
5	E Woodhouse		29	29	29	2
6	C Youart		28	28	28	1
Pos	(Masters)	Wins	752	Total	75%	Diff
1	N Sismey (M)	1	3.0	3.0	3.0	
2	S Goodlip (M)		2.0	2.0	2.0	1.0
2	S Whittaker (M)		2.0	2.0	2.0	
4	S Gray (M)		1.5	1.5	1.5	0.5
4	G Reynolds (M)		1.5	1.5	1.5	
4	J Dudley (M)		1.5	1.5	1.5	
7	M Gretton (M)		1.0	1.0	1.0	0.5
8	A Smith (M)		0.5	0.5	0.5	0.5
8	B Johnson (M)		0.5	0.5	0.5	
Pos	(Early Parents)	Wins	752	Total	75%	Diff
1	S Whittaker (M)	1	18	18	18	
2	J Crunden		17	17	17	1
3	A Woodhouse		16	16	16	1
4	D Hughes-Dowd		15	15	15	1



Adult 'B' – Reuben (7th), winner Chris, Lewis (5th) & Nick (6th)



DHORC Final Challenge 2026 Round 01

Pos	Competitor	Final Wins	MIA F1	Results	
	Name		1	(37)	Turn Up
	(Adult)		06-Jan	Points	Rate
1	D Latham	2	4.5	4.5	100.00%
2	C Bowles	1	3.0	3.0	100.00%
2	N Sismey (M)	1	3.0	3.0	100.00%
4	S Goodlip (M)	1	2.0	2.0	100.00%
4	S Whittaker (M)	1	2.0	2.0	100.00%
6	L Pateman		1.5	1.5	100.00%
6	L Blacker		1.5	1.5	100.00%
6	J Crunden		1.5	1.5	100.00%
6	S Gray (M)		1.5	1.5	100.00%
6	G Reynolds (M)		1.5	1.5	100.00%
6	J Dudley (M)		1.5	1.5	100.00%
12	A Woodhouse		1.0	1.0	100.00%
12	M Blood		1.0	1.0	100.00%
12	C Blake		1.0	1.0	100.00%
12	M Gretton (M)		1.0	1.0	100.00%
16	A Smith (M)		0.5	0.5	100.00%
16	R Litherland		0.5	0.5	100.00%
16	B Johnson (M)		0.5	0.5	100.00%
16	D Hughes-Dowd		0.5	0.5	100.00%
Pos	(Junior)	Wins	752	Points	Rate
1	B Crunden	1	2.5	2.5	100.00%
2	JJ Hughes-Dowd	1	2.0	2.0	100.00%
3	J Woodhouse		1.5	1.5	100.00%
3	E Woodhouse		1.5	1.5	100.00%
5	L Whittaker		1.0	1.0	100.00%
5	C Youart		1.0	1.0	100.00%
Turn Up Rates			100%	AVE	100.00%



Adult 'A' – Winner Simon, Angus (4th), Lee Pateman (2nd) & Chris (3rd)



Members' Statistics

ADULT STATISTICS 1992-2026 - AFTER DHORC 752

Sheet 1 of 5 (Note: Highlighted Names are Current 2026 Members, CS = Best Consecutive Results)

MEETINGS (Junior & Adult) ATTENDED		RACES (Junior & Adult) COMPLETED		DRIVER RANKING		FINALS WON					
Pos	ADULT (1st Race)	No	Pos	ADULT	No	Pos	ADULT	No	CS		
1	P REES (07Jul92)	710	1	P REES	3,964	1	* S GOODLIP	2,675	1	L PATEMAN	293 (5)
2	N SISMEY (07Jul92)	699	2	N SISMEY	3,741	2	* J SISMEY	2,750	2	P REES	255 (3)
3	L PATEMAN (01Sep92)	642	3	L PATEMAN	3,515	3	* W LANDER	2,838	3	S GOODLIP	205 (4)
4	G PEACH (07Jan97)	457	4	G PEACH	2,548	4	* A SMITH	3,213	4	N SISMEY	185 (2)
5	S GOODLIP (01Jun93)	433	5	S GOODLIP	2,220	5	* M CHADWICK	3,813	5	M CHADWICK	117 (3)
6	P BARBER	363	6	P BARBER	2,102	6	* C BOWLES	4,061	6	A SMITH	113 (5)
7	A McPEAKE	299	7	A BULLOCK	1,802	7	* R LITHERLAND	4,525	7	L SMITH	106 (3)
8	A BULLOCK	292	8	A McPEAKE	1,658	8	* J TAGUE	4,538	8	J SISMEY	103 (4)
9	M CHADWICK	287	9	R MASTERS	1,598	9	* T MEASHAM	5,113	9	G PEACH	102 (2)
10	R MASTERS	280	10	M CHADWICK	1,537	10	* J NEALE	5,200	10	D McPEAKE	77 (2)
11	N LAMBERT	289	11	C ROYTHORNE	1,513	11	* L PATEMAN	5,600	11	L BLACKER	68 (3)
12	D TURNBULL (07Nov13)	256	12	N LAMBERT	1,479	12	* A TURNBULL	5,775	12	A McPEAKE	66 (2)
13	L SMITH (29May07) (302)	250	13	L SMITH (1,785)	1,433	13	* K LYE	6,063	12	A BULLOCK	66 (2)
14	C ROYTHORNE	248	14	D McPEAKE	1,368	14	* C ROYTHORNE	6,350	14	J TAGUE	64 (2)
15	D McPEAKE	245	15	R SEAMAN	1,313	15	* G PEACH	6,438	15	N LAMBERT	61 (2)
16	A SMITH (07Jul92)	244	16	J SISMEY (1,957)	1,303	16	* D GARBETT	6,450	15	M ALLSOPP	61 (3)
17	R SEAMAN	235	17	D TURNBULL	1,275	17	* A McPEAKE	6,488	17	R SEAMAN	60 (2)
18	J SISMEY (331)	211	18	M ALLSOPP	1,265	18	* R SEAMAN	6,550	18	W LANDER	56 (2)
19	M ALLSOPP	203	19	A SMITH	1,097	19	* N SISMEY	6,588	19	C ROYTHORNE	55 (2)
20	J LAMB	179	20	J LAMB	1,048	20	* P REES	6,650	20	R MASTERS	54 (2)
21	C BOWLES (28Mar95) (243)	167	21	S ANAND	976	21	* L SMITH	7,038	21	S ANAND	53 (3)
22	P LEVERS	166	22	P LEVERS	957	22	* R BLAKE	7,125	22	C BOWLES	52 (3)
23	J TAGUE	165	23	J LYMER	948	23	* T CHADWICK	7,250	23	J LAMB	49 (3)
24	S GRAY (10Apr18)	163	24	J TAGUE	858	23	* S ANAND	7,250	24	P LEVERS	48 (2)
25	S ANAND	154	25	K ALCOCK	848	25	* A BULLOCK	7,438	25	A HOLLIDAY	43 (3)
26	J LYMER	146	26	D EDWARDS	801	26	* M ALLSOPP	7,488	26	I BRENTNALL	41 (3)
27	L BLACKER (30Apr19)	146	27	C BOWLES (1,146)	744	27	* R CROSSLAND	8,175	26	P BARBER	41 (2)
28	D EDWARDS	139	28	G WESTON	682	28	* D McPEAKE	8,563	28	J LYMER	38 (2)
29	K ALCOCK	131	29	A HOLLIDAY	679	29	* L BLACKER	8,575	28	R LITHERLAND	38 (3)
30	B JOHNSON (29Mar94)	128	30	W LANDER	661	30	* D BRENTNALL	8,838	30	D TURNBULL	37 (3)
31	A HOLLIDAY	123	31	L EDWARDS	654	31	* K PAYNE	8,850	31	JJ HUGHES-DOWD	35 (4)
32	L EDWARDS	116	32	S GRAY	650	32	* J ROYTHORNE	8,938	32	B JOHNSON	34 (3)
33	S SMITH	115	33	J HOLMES	639	33	* JJ HUGHES-DOWD	9,000	33	G WESTON	33 (2)
34	R LAWSON (03Mar15)	115	34	B JOHNSON	603	34	* J LEVERS	9,063	34	K ALCOCK	30 (3)
35	G WESTON	113	35	L BLACKER	592	35	* D TURNBULL	9,088	34	A TURNBULL	30 (2)
36	C HENRY	109	36	S SMITH	581	36	* A DAVIES	9,138	36	D EDWARDS	29 (2)
37	D GARBETT	109	37	R LAWSON	577	37	* P LEVERS	9,188	36	D GARBETT	29 (2)
38	R LITHERLAND (21May13) (256)	105	38	C HENRY	552	38	* J LYMER	9,288	38	R BLAKE	28 (2)
39	W LANDER	104	39	D GARBETT	523	39	* S PANK	9,775	39	D BRENTNALL	25 (5)
40	J HOLMES	98	40	I BRENTNALL	511	40	* D PASSELL	9,850	39	M ROGERS	25 (3)
41	I BRENTNALL	94	41	R CROSSLAND	456	41	* S WHITTAKER	10,050	39	J HOLMES	25
42	D HUGHES-DOWD (18Oct22)	93	42	T DINGLEY	455	42	* J LAMB	10,063	42	J NEALE	24 (2)
43	A TURNBULL (07Nov13) (240)	88	43	J ROYTHORNE	432	43	* T DINGLEY	10,125	43	J LEVERS	22 (3)
44	T DINGLEY	87	44	A TURNBULL (1,294)	389	44	* I BRENTNALL	10,325	43	R CROSSLAND	22 (2)
45	A WOODHOUSE (09Aug22)	85	45	R BLAKE	383	45	* M KNIGHTON	10,363	43	D HUGHES-DOWD	22 (2)
46	R CROSSLAND	81	46	R LITHERLAND (1,294)	377	46	* G WESTON	10,375	46	S MINNIS	21 (3)
47	A STAMPER	78	47	A STAMPER	366	47	* D EDWARDS	10,438	46	S PANK	21 (2)
48	S PANK	69	48	S PANK	364	48	* M ROGERS	10,463	46	T DINGLEY	21
49	J ROYTHORNE	69	49	J LITHERLAND	362	49	* D LATHAM	10,464	49	J ROYTHORNE	20 (2)
50	D LATHAM (21Feb23)	69	50	S MINNIS	356	50	* B JOHNSON	10,538	50	C HENRY	19

(Driver Ranking = Average Position in Qualifying, Final Position, Fastest Lap & Race Laps Over Last 20 club nights)

ADULT STATISTICS 1992-2026 - AFTER DHORC 752

Sheet 2 of 5 (Note: Highlighted Names are Current 2026 Members, CS = Best Consecutive Results)

MEETINGS (Junior & Adult)		RACES (Junior & Adult)		DRIVER		FINALS						
ATTENDED		COMPLETED		RANKING		WON						
Pos	ADULT (1st Race)	No	Pos	ADULT	No	Pos	ADULT	No	CS			
51	S MINNIS	67	51	J LEVERS	322	51	* S MINNIS	11.400	51	A FEARN	18	(2)
52	JJ HUGHES-DOWD (164)	66	52	A FEARN (380)	319	52	* J CRUNDEN	11.463	51	S GRAY	18	
53	R BLAKE	62	53	J NEALE	318	53	* JT HUGHES-DOWD	11.500	53	S LANDER	14	(2)
53	J LITHERLAND	62	54	D HUGHES-DOWD	313	54	* D HUGHES-DOWD	11.959	53	D LATHAM	14	(2)
53	A STEVENSON (18Oct22)	62	55	M ROGERS	308	55	* S GRAY	12.013	55	T CHADWICK	13	(2)
56	J NEALE	60	56	M MARTINEZ	289	56	* A WOODHOUSE	12.075	56	J HITCHCOCK	12	(2)
57	M ROGERS	57	57	A WOODHOUSE	271	57	* J HOLMES	12.350	56	P FOXLEY	12	(2)
58	J LEVERS	53	58	K LYE	263	58	* A HOLLIDAY	12.463	56	R LAWSON	12	
59	G SCHULE	52	59	G SCHULE	258	59	* K ALCOCK	12.613	56	A WOODHOUSE	12	
59	M DUTSON (15Mar22)	52	60	C BULLOCK (639)	248	60	* A FEARN	12.625	60	T MEASHAM	11	
61	M GRAHAM (20Feb24)	51	61	D LATHAM	235	61	* M STURGESS	12.675	60	S SMITH	11	
62	A FEARN	49	62	D BRETNALL	225	62	* N LAMBERT	12.950	60	H SMITH	11	
62	M MARTINEZ	49	62	T CHADWICK (999)	225	63	* P FOXLEY	12.963	60	J LAWSON	11	(3)
64	D OLIVER	45	64	D OLIVER	216	64	* H SMITH	13.138	60	JT HUGHES-DOWD	11	(2)
65	D WALKER	42	65	D WALKER	212	65	* G SCHULE	13.238	65	D WALKER	10	
65	K LYE	42	66	A DAVIES	211	66	* J TETLEY	13.313	65	D PASSELL	10	(2)
67	D BRETNALL	41	67	T MEASHAM (758)	208	67	* J LAWSON	13.488	65	L EDWARDS	10	
68	A THOMPSON	39	68	M KNIGHTON	206	68	* C HENRY	13.763	68	S DUNN	9	(2)
69	M KNIGHTON	36	69	A STEVENSON	204	69	* D GREEN	13.850	68	K LYE	9	
69	T CHADWICK (183)	36	70	J CHELL	202	70	* M DUTSON	13.900	68	G REYNOLDS	9	
69	C BULLOCK (102)	36	71	D PASSELL	191	71	* R LAWSON	13.960	71	G LAMBERT	8	(4)
72	S DUNN	35	72	S DUNN	183	71	* S SMITH	13.950	71	J LITHERLAND	8	
73	D PASSELL	34	73	A THOMPSON	179	73	* M GRAHAM	13.975	71	C COOPER	8	
73	A DAVIES	34	74	P FOXLEY	172	74	* J LITHERLAND	14.125	74	R CHADWICK	7	(2)
75	T MEASHAM (126)	33	75	G LAMBERT	168	75	* A STAMPER	14.300	74	A DAVIES	7	
76	G LAMBERT	32	76	M STURGESS	163	76	* R MASTERS	14.325	74	J CRUNDEN	7	
76	P FOXLEY	32	77	M GRAHAM	162	77	* M HOLLAND	14.375	77	M JUBB	6	
78	JT HUGHES-DOWD (81)	31	78	S SUMNER	157	78	* C BLAKE	14.385	77	A STAMPER	6	
79	J CHELL	30	79	B BRUCE	148	79	* N CHATTLE	14.488	77	C BULLOCK	6	
80	M STURGESS	29	79	M DUTSON	148	80	* B BRUCE	14.563	77	K PAYNE	6	
81	C BLAKE (07Jan25)	28	81	R CHADWICK	146	81	* J DUDLEY	14.575	77	J TETLEY	6	(2)
81	G REYNOLDS (18Feb25)	28	82	J TETLEY	143	82	* A STEVENSON	14.588	77	T BALDOCK	6	
83	R HITCHCOCK	27	83	K PAYNE	140	83	* L EDWARDS	14.800	77	M GRAHAM	6	(2)
83	R CHADWICK	27	84	R HITCHCOCK	138	84	* C BULLOCK	15.138	77	S WHITTAKER	6	
83	S WHITTAKER (28Nov24)	27	85	M HOLLAND	129	85	* D OLIVER	15.688	85	C SCHOFIELD	5	(2)
86	S SUMNER	26	86	J HITCHCOCK	127	86	* S DUNN	15.963	85	A J McPEAKE	5	(2)
86	J DUDLEY (11Mar25)	26	87	C SCHOFIELD	124	87	* G REYNOLDS	15.974	85	I HOLLAND	5	
88	B BRUCE	25	88	I HOLLAND	120	88	* J WARDLE	15.988	85	M TANSLEY	5	
89	C STANNARD	24	88	D GREEN	120	89	* A THOMPSON	16.063	85	D OLIVER	5	
89	H SMITH (137)	24	90	N CHATTLE	119	90	* G LAMBERT	16.175	85	D GREEN	5	
89	J LAWSON (18Aug15) (108)	24	91	S LANDER	118	91	* S SUMNER	16.425	85	J CHELL	5	
92	I HOLLAND	23	91	C STANNARD	118	92	* M MARTINEZ	16.763	85	R JAMES	5	
92	J HITCHCOCK	23	93	T HAGUES	111	93	* J CHELL	17.138	85	N JARRAM	5	
92	C SCHOFIELD	23	94	R JAMES	105	94	* C STANNARD	17.325	94	S REVITT	4	(2)
92	D GREEN	23	95	C CARRINGTON	100	95	* R HITCHCOCK	18.063	94	R HITCHCOCK	4	
92	M HOLLAND	23	95	G REYNOLDS	100	96	* C SCHOFIELD	18.113	94	M KNIGHTON	4	
92	K PAYNE	23	97	M JUBB	99	97	* D WALKER	18.163	94	M STURGESS	4	
92	J CRUNDEN (11Mar25)	23	98	JJ HUGHES-DOWD (421)	98	98	* P BARBER	18.938	94	M BLOOD	4	
99	J TETLEY	21	99	C BRADFORD	97	99	* J HITCHCOCK	21.388	99	S PATCHING	3	
100	N CHATTLE	20	100	S WHITTAKER	95	100	* R CHADWICK	22.013	99	C NORRIS	3	

ADULT STATISTICS 1992-2026 - AFTER DHORC 752

Sheet 3 of 5 (Note: Highlighted Names are Current 2026 Members, CS = Best Consecutive Results)

MEETINGS (Junior & Adult)		RACES (Junior & Adult)		DRIVER		FINALS					
ATTENDED		COMPLETED		RANKING		WON					
Pos	ADULT (1st Race)	No	Pos	ADULT	No	Pos	ADULT	No	CS		
100	J WARDLE (18Feb25)	20	100	C BLAKE	95	101	* I HOLLAND	22.288	99	J HENRY	3
102	M JUBB	19	102	P MELLOR	93	N/A	T BALDOCK	2.583	99	C CARRINGTON	3
102	K SPINK (18Feb25)	19	103	J DUDLEY	88	N/A	S REVITT	3.782	99	A HUGHES	3
104	C CARRINGTON	18	104	N MAFFIN	82	N/A	S LANDER	4.485	99	M HOLLAND	3
104	T HAGUES	18	105	P COCKBILL	81	N/A	AJ McPEAKE	6.659	99	C STANNARD	3
106	N MAFFIN	17	106	D LEVERTON	75	N/A	A HUGHES	6.792	99	M BLAKE	3 (2)
106	S LANDER	17	106	J CRUNDEN	75	N/A	S WHITE	8.000	99	K SPINK	3
106	P MELLOR	17	108	M TANSLEY	73	N/A	C SLATER	9.250	99	C BLAKE	3
106	C BRADFORD	17	109	YAN SHEN	68	N/A	L HOBSON	9.542	99	J WARDLE	3
106	C COOPER	17	109	M BLOOD	68	N/A	L BOWLES	10.357	110	H VD HEUVEL	2 (2)
111	P COCKBILL	16	111	J KELLY	67	N/A	S SIDDANS	10.417	110	J KELLY	2
111	N JARRAM (18Feb25)	16	112	J WARDLE	66	N/A	J KELLY	10.500	110	C SLATER	2 (2)
113	R JAMES	15	113	S REVITT	63	N/A	J GRAHAM	10.625	110	YAN SHEN	2
114	M TANSLEY	14	114	K SPINK	62	N/A	J HENRY	11.000	110	I HALL	2
114	L BOWLES (82)	14	115	M WATTS (130)	61	N/A	F HOLMES	11.194	110	S SUMNER	2
116	J KELLY	13	115	C COOPER	61	N/A	C COOPER	11.500	110	B BRUCE	2
116	D LEVERTON	13	117	J McDONALD (98)	60	N/A	M BLOOD	12.114	110	C BRADFORD	2
118	S REVITT	12	118	W BLURTON	58	N/A	C ATKINSON	12.125	110	M MARTINEZ	2
118	P PURKIS	12	118	F HOLMES (827)	58	N/A	J MELLOR	12.650	110	L BOWLES	2
118	M WATTS (25)	12	120	I HALL	57	N/A	A DOBBINS	12.925	110	A STEVENSON	2
118	T STACEY	12	120	T STACEY	57	N/A	P WRIGHT	13.250	110	J DUDLEY	2
122	AJ McPEAKE (76)	11	122	N JARRAM	55	N/A	T STACEY	13.271	110	M DUTSON	2
122	YAN SHEN	11	123	T CASH	54	N/A	P ZIMMERMAN	13.500	123	R GILLARD	1
122	M BLOOD (14Aug12)	11	124	N WRIGHT	52	N/A	M TANSLEY	13.500	123	D ROYTHORNE	1
125	R GILLARD	10	125	AJ McPEAKE (376)	50	N/A	L COPLEY	13.500	123	P COCKBILL	1
125	A DOBBINS	10	125	T BALDOCK	50	N/A	N WRIGHT	13.556	123	J JOHNSON	1
125	I HALL	10	127	R GILLARD	49	N/A	C WILKINSON	14.083	123	G SCHULE	1
125	J McDONALD (16)	10	127	A DOBBINS	49	N/A	C CARRINGTON	14.111	123	M WATTS	1
129	N WRIGHT	9	127	D KENNING	49	N/A	N JARRAM	14.219	123	B GEBAUERS	1
129	T BALDOCK	9	130	P PURKIS	47	N/A	K SPINK	14.474	123	G CLARK	1
129	T CASH	9	131	A LEE	46	N/A	K JEFFRIES	14.688	123	L COPLEY	1
129	F HOLMES (139)	9	131	Z MIDDLETON	46	N/A	Da BUCKLEY	14.844	123	A DOBBINS	1
133	C NORRIS	8	133	Da BUCKLEY	43	N/A	S ALLDREAD	14.917	123	C WILKINSON	1
133	Da BUCKLEY	8	133	J LAWSON (459)	43	N/A	B COOK	15.000	123	R HILL	1
133	W BLURTON	8	135	A HUGHES (414)	42	N/A	J FLETCHER	15.125	123	N CHATTLE	1
133	D KENNING	8	135	H SMITH (637)	42	N/A	J MILLS	15.417	123	C ATKINSON	1
137	S PATCHING	7	135	JT HUGHES-DOWD (205)	42	N/A	W BLURTON	15.438	123	A THOMPSON	1
137	G CLARK	7	138	P WRIGHT	40	N/A	R HEATON	15.500	123	A LEE	1
137	J HENRY (134)	7	139	G CLARK	39	N/A	R GILLARD	15.575	123	D LLOYD	1
137	R HILL	7	140	S PATCHING	38	N/A	R JAMES	15.617	123	Z MIDDLETON	1
137	L ELMORE	7	140	C NORRIS	38	N/A	G CLARK	15.750	123	T STACEY	1
137	M BLAKE (21)	7	142	J HENRY (895)	37	N/A	L HENDERSON	15.750	123	F HOLMES	1
143	D HARROP	6	143	C WILKINSON	35	N/A	A LEE	15.833	123	J McDONALD	1
143	D HART	6	143	YUAN ZHI	35	N/A	D LEVERTON	15.846	123	J GRAHAM	1
143	P WRIGHT	6	143	L ELMORE	35	N/A	R SPENCER	15.850	123	J MILLS	1
143	C WILKINSON	6	146	D BUCKLEY	33	N/A	YUAN ZHI	15.875			
143	A HUGHES (67)	6	147	R HILL	32	N/A	R HILL	16.071			
143	Ch HOLLAND	6	148	D HART	30	N/A	S KERR	16.083			
143	D BUCKLEY	6	148	D HARROP	30	N/A	P COCKBILL	16.156			
143	YUAN ZHI	6	148	Ch HOLLAND	30	N/A	D LLOYD	16.167			

ADULT STATISTICS 1992-2026 - AFTER DHORC 752

Sheet 4 of 5 (Note: Highlighted Names are Current 2026 Members, CS = Best Consecutive Results)

MEETINGS (Junior & Adult)		RACES (Junior & Adult)				DRIVER		FINALS				
ATTENDED		COMPLETED				RANKING		WON				
Pos	ADULT (1st Race)	No	Pos	ADULT	No	Pos	ADULT	SCORE	Pos	ADULT	No	CS
143	A LEE	6	151	St BOWMAN	29	N/A	S PATCHING	16.179				
143	Z MIDDLETON	6	151	C BLURTON	29	N/A	Z MIDDLETON	16.250				
143	S KERR	6	153	R SPENCER	28	N/A	J McDONALD	16.375				
143	J MILLS (11Mar25)	6	154	C ATKINSON	27	N/A	D KENNING	16.469				
143	L HOBSON (21Oct25)	6	155	K JEFFRIES	26	N/A	L HAYMES	16.500				
156	R SPENCER	5	156	L COPLEY	25	N/A	M BLAKE	16.607				
156	J MELLOR (87)	5	156	D LLOYD	25	N/A	M WATTS	16.625				
156	C BLURTON	5	158	S SIDDONS	23	N/A	C NORRIS	16.714				
159	B GEBAUERS	4	158	J MILLS	23	N/A	T CASH	16.889				
159	C ROBINSON	4	160	S KERR	22	N/A	G HADDON	17.000				
159	S HENDRY	4	161	B GEBAUERS	21	N/A	D HARROP	17.500				
159	C ATKINSON	4	161	L HOBSON	21	N/A	St BOWMAN	17.500				
159	K JEFFRIES	4	163	C ROBINSON	20	N/A	YAN SHEN	17.636				
159	W PARKIN	4	163	S HENDRY	20	N/A	I HALL	17.650				
159	St BOWMAN	4	165	L BOWLES (372)	19	N/A	L ZHOU	17.750				
166	H VD HEUVEL	3	166	W PARKIN	17	N/A	C ROBINSON	18.000				
166	J JOHNSON	3	167	J JOHNSON	16	N/A	N MAFFIN	18.103				
166	S ALLDREAD	3	167	J MELLOR (497)	16	N/A	D HART	18.206				
166	L COPLEY	3	169	S ALLDREAD	15	N/A	T HAGUES	18.236				
166	S SIDDONS	3	169	S BENNETT	15	N/A	C BRADFORD	18.279				
166	D LLOYD	3	171	H VD HEUVEL	14	N/A	D BUCKLEY	18.333				
166	S BENNETT	3	171	P ZIMMERMANN	14	N/A	J ASHCROFT	18.375				
173	D ROYTHORNE	2	171	L HENDERSON	14	N/A	M GRETTON	18.375				
173	J ASHCROFT	2	174	D ROYTHORNE	11	N/A	B FAHRNER	18.750				
173	A CARTER	2	175	J ASHCROFT	10	N/A	Ch HOLLAND	18.792				
173	B FAHRNER	2	175	A CARTER	10	N/A	C BLURTON	18.800				
173	L ZHOU	2	175	B FAHRNER	10	N/A	B GEBAUERS	18.875				
173	B COOK	2	175	B COOK	10	N/A	S HENDRY	19.188				
173	J FLETCHER	2	175	J FLETCHER	10	N/A	D ROYTHORNE	19.375				
173	L HAYMES	2	175	L HAYMES	10	N/A	M JUBB	19.408				
173	J GRAHAM (32)	2	175	M BLAKE (65)	10	N/A	S BENNETT	19.417				
173	M GRETTON (16Dec25)	2	175	M GRETTON	10	N/A	J JOHNSON	19.500				
183	S WHITE	1	183	L ZHOU	9	N/A	A HARTLEY	19.750				
183	P DUNNE	1	184	C SLATER	7	N/A	W PARKIN	19.813				
183	A HARTLEY	1	185	T MAKUNI	6	N/A	T MAKUNI	20.000				
183	C SLATER	1	186	S WHITE	5	N/A	P DUNNE	20.750				
183	P ZIMMERMANN	1	186	R HEATON	5	N/A	P MELLOR	20.882				
183	L HENDERSON	1	186	A HARTLEY	5	N/A	A CARTER	21.625				
183	G HADDON (26)	1	186	G HADDON (143)	5	N/A	L ELMORE	21.786				
183	T MAKUNI	1	190	P DUNNE	4	N/A	P PURKIS	22.667				
183	R HEATON	1	191	J GRAHAM (97)	3	N/A	H VD HEUVEL	22.917				

ADULT STATISTICS 1992-2026, AFTER DHORC 752

Sheet 5 of 5 (Note: Highlighted Names are Current 2026 Members, CS = Best Consecutive Results)

POLES				IQR's				WINS				FASTEST LAPS				BEST RACE LAPS				CHAMPIONSHIPS	
Pos	ADULT	No	CS	Pos	ADULT	No	CS	Pos	ADULT	No	CS	Pos	ADULT	No	CS	Pos	ADULT	No	CS	YEAR	ADULT
1	L PATEMAN	132	(7)	1	L PATEMAN	532	(19)	1	L PATEMAN	124	(4)	1	L PATEMAN	294	(14)	1	L PATEMAN	193	(6)	1992	N SISMEY
2	S GOODLIP	106	(7)	2	N SISMEY	402	(5)	2	S GOODLIP	105	(5)	2	A SMITH	91	(6)	2	A SMITH	98	(4)	1993	J TAGUE
3	M CHADWICK	101	(9)	3	S GOODLIP	375	(9)	3	N SISMEY	86	(4)	3	S GOODLIP	77	(5)	3	N SISMEY	91	(5)	1994	J TAGUE
4	A SMITH	99	(5)	4	M CHADWICK	304	(10)	4	M CHADWICK	83	(7)	4	N SISMEY	52	(4)	4	S GOODLIP	88	(5)	1995	J TAGUE (3)
5	N SISMEY	86	(3)	5	A SMITH	232	(7)	5	A SMITH	80	(4)	5	J TAGUE	48	(5)	5	M CHADWICK	66	(3)	1996	M CHADWICK
6	J SISMEY	50	(4)	6	J SISMEY	210	(8)	6	J SISMEY	59	(3)	6	J SISMEY	38	(4)	6	J SISMEY	39	(3)	1997	M CHADWICK
7	W LANDER	42	(11)	7	W LANDER	183	(16)	7	W LANDER	41	(9)	7	W LANDER	28	(5)	7	W LANDER	37	(11)	1998	N SISMEY
8	J TAGUE	28	(4)	8	J TAGUE	126	(5)	8	P REES	34	(2)	8	M CHADWICK	22	(2)	8	J TAGUE	28	(3)	1999	N SISMEY
9	P REES	21	(2)	9	P REES	109	(3)	9	J TAGUE	28	(4)	9	P REES	14	(3)	8	P REES	28	(2)	2000	M CHADWICK
10	A McPEAKE	16		10	A McPEAKE	101	(4)	10	A McPEAKE	16	(2)	10	A McPEAKE	13	(2)	10	A McPEAKE	13		2001	M CHADWICK
11	J LYMER	14		11	J NEALE	45	(6)	11	J LYMER	13	(2)	11	C BOWLES	10	(3)	11	L SMITH	12	(2)	2002	S GOODLIP
12	J NEALE	9	(3)	12	L SMITH	39	(3)	12	C BOWLES	11	(2)	12	J NEALE	8	(2)	12	D GARBETT	7		2003	L PATEMAN
13	L SMITH	7		13	J LYMER	36	(3)	13	J NEALE	9	(2)	12	L SMITH	8		13	J NEALE	6		2004	L PATEMAN
14	T BALDOCK	5	(2)	14	D GARBETT	30	(3)	14	R LITHERLAND	6	(2)	14	C ROYTHORNE	6		13	M ALLSOPP	6		2005	M CHADWICK (5)
14	D GARBETT	5		15	S ANAND	25	(2)	15	S ANAND	5		15	D GARBETT	5		13	C BOWLES	6	(2)	2006	W LANDER
14	R LITHERLAND	5		15	M ALLSOPP	21	(2)	15	M ALLSOPP	5		16	T BALDOCK	4		16	J LYMER	5		2007	W LANDER
14	C BOWLES	5		17	T BALDOCK	19	(8)	15	T BALDOCK	5		16	T CHADWICK	4		17	T CHADWICK	4		2008	W LANDER (3)
16	S ANAND	3		18	G PEACH	18	(3)	18	C ROYTHORNE	4		16	A BULLOCK	4		17	T BALDOCK	4	(2)	2009	J SISMEY
16	S REVITT	3	(2)	19	R LITHERLAND	16	(2)	18	L SMITH	4	(2)	19	D BRENTNALL	3		17	JJ HUGHES-DOWD	4		2010	L PATEMAN
18	P LEVERS	3		20	A TURNBULL	15	(2)	18	D GARBETT	4		19	G PEACH	3		17	R LITHERLAND	4		2011	L PATEMAN
18	J LAMB	3		21	C BOWLES	13	(2)	18	A TURNBULL	4		19	J LYMER	3		21	S ANAND	3		2012	L PATEMAN (5)
22	S LANDER	2		22	C ROYTHORNE	12	(2)	22	S LANDER	3		19	J LAMB	3		22	S REVITT	2	(2)	2013	J SISMEY
22	D McPEAKE	2		22	S LANDER	12	(2)	22	G PEACH	3		19	R LITHERLAND	3	(2)	22	D BRENTNALL	2		2014	J SISMEY (3)
22	A BULLOCK	2		24	D McPEAKE	11		22	JJ HUGHES-DOWD	3		24	S REVITT	2		22	D McPEAKE	2		2015	N SISMEY (4)
22	C ROYTHORNE	2		25	S REVITT	10	(5)	25	S REVITT	2		24	A DAVIES	2	(2)	22	R BLAKE	2		2016	S GOODLIP
22	G PEACH	2	(2)	25	T CHADWICK	10		25	AJ McPEAKE	2		24	A TURNBULL	2		22	K LYE	2		2017	S GOODLIP
22	A TURNBULL	2		25	A BULLOCK	10	(3)	25	R SEAMAN	2		24	B JOHNSON	2		22	P LEVERS	2		2018	S GOODLIP
22	M DUTSON	2	(2)	28	T MEASHAM	9		25	D McPEAKE	2		28	M ROGERS	1		22	J LAMB	2		2019	A SMITH
29	T MEASHAM	1		28	P LEVERS	9		25	T CHADWICK	2		28	I BRENTNALL	1		22	C ROYTHORNE	2		2020	N/A
29	K LYE	1		28	J LAMB	9	(3)	25	J LAMB	2		28	AJ McPEAKE	1		22	G PEACH	2		2021	A SMITH
29	A DAVIES	1		31	N LAMBERT	7		25	A WOODHOUSE	2	(2)	28	D McPEAKE	1		22	A TURNBULL	2		2022	A SMITH
29	JJ HUGHES-DOWD	1		32	T DINGLEY	6		32	K LYE	1		28	S LANDER	1		22	A WOODHOUSE	2	(2)	2023	S GOODLIP (5)
29	D HUGHES-DOWD	1		33	AJ McPEAKE	5	(2)	32	R HILL	1		28	R SEAMAN	1		33	M ROGERS	1		2024	A SMITH
29	C BLAKE	1		33	R SEAMAN	5	(3)	32	R BLAKE	1		28	G WESTON	1		33	S MINNIS	1		2025	A SMITH (5)
				33	J LEVERS	5		32	P LEVERS	1		28	T MEASHAM	1		33	I BRENTNALL	1			
				36	M ROGERS	4		32	J ROYTHORNE	1		28	J LEVERS	1		33	S PANK	1			
				36	S MINNIS	4		32	P LEVERS	1		28	R BLAKE	1		33	T DINGLEY	1			
				36	K LYE	4		32	S SMITH	1		28	S ANAND	1		33	S LANDER	1			
				39	D BRENTNALL	3						28	P LEVERS	1		33	G WESTON	1			
				39	R BLAKE	3						28	J ROYTHORNE	1		33	J LEVERS	1			
				39	R CROSSLAND	3						28	K ALCOCK	1		33	R HILL	1			
				42	I BRENTNALL	2						28	JJ HUGHES-DOWD	1		33	S SUMNER	1			
				42	R MASTERS	2						28	M GRAHAM	1		33	R CROSSLAND	1			
				42	M DUTSON	2	(2)					28	D HUGHES-DOWD	1		33	J ROYTHORNE	1			
				45	P FOXLEY	1						28	C BLAKE	1		33	S SMITH	1			
				45	S PANK	1															
				45	G WESTON	1															
				45	A FEARN	1															
				45	K PAYNE	1															
				45	J ROYTHORNE	1															
				45	K ALCOCK	1															
				45	A DAVIES	1															
				45	JJ HUGHES-DOWD	1															
				45	J CHELL	1															
				45	D HUGHES-DOWD	1															
				45	C BLAKE	1															

IQR Means Individual Qualifying Rounds I.E. Yellow, Green, Red and Blue Lane on a Normal Club Night

JUNIOR STATISTICS 1992-2026 - AFTER DHORC 752

Sheet 1 of 4 (Note: Highlighted Names are Current 2026 Members, CS = Best Consecutive Results)

MEETINGS ATTENDED			RACES COMPLETED			DRIVER RANKING			FINALS WON			
Pos	JUNIOR (1st Race)	No	Pos	JUNIOR	No	Pos	JUNIOR	SCORE	Pos	JUNIOR	No	CS
1	A TURNBULL	152	1	R LITHERLAND	917	1	* L SMITH	1.113	1	R LITHERLAND	61	(5)
1	R LITHERLAND	152	2	A TURNBULL	905	2	* A HUGHES	1.175	2	J HENRY	59	(3)
3	T CHADWICK	147	3	L TURNBULL	807	3	* AJ McPEAKE	1.275	3	JJ HUGHES-DOWD	58	(2)
4	L TURNBULL	133	4	T CHADWICK	774	4	* J MELLOR	1.400	4	A HALL	56	
5	F HOLMES	130	5	F HOLMES	709	5	* J HENRY	1.438	4	A TURNBULL	56	(2)
6	G REYES-ENGLAND	128	6	G REYES-ENGLAND	766	6	* A HALL	1.475	6	T CHADWICK	51	
7	J HENRY	127	7	J HENRY	658	7	* R LITHERLAND	1.600	7	J SISMEY	47	
8	J SISMEY	120	8	J SISMEY	654	8	* L BOWLES	1.613	8	L BOWLES	40	
9	H SMITH	113	9	Z ROYTHORNE	602	8	* JJ HUGHES-DOWD	1.613	9	H SMITH	37	(2)
10	R REES	103	10	H SMITH	595	10	* T MEASHAM	1.638	10	J MELLOR	36	
11	Z ROYTHORNE	100	11	T MEASHAM	550	11	* A TURNBULL	1.663	11	L SMITH	33	
12	JJ HUGHES-DOWD (18Oct22)	98	12	L BROOKS	539	12	* T CHADWICK	1.825	12	P CONNALLY	32	(2)
13	P CONNALLY	95	13	B ROYTHORNE	504	13	* J SISMEY	1.838	13	M MINNIS	31	(2)
14	C BRENTNALL	94	14	P CONNALLY	500	14	* M MINNIS	2.000	13	A HUGHES	31	
15	T MEASHAM	93	15	A HALL	490	15	* J PATEMAN	2.025	15	AJ McPEAKE	30	(2)
16	B ROYTHORNE	84	16	C BRENTNALL	486	16	* P CONNALLY	2.175	15	C BRENTNALL	30	(2)
16	J LAWSON (18Aug15)	84	17	J MELLOR	481	17	* C BRENTNALL	2.275	15	J PATEMAN	30	
16	J WOODHOUSE (09Aug22)	84	18	R REES	467	18	* C BULLOCK	2.300	15	G REYES-ENGLAND	30	
19	L BROOKS	83	19	J PATEMAN	428	19	* C BOWLES	2.313	19	C BOWLES	28	
20	J MELLOR	82	20	J LAWSON	416	20	* K ASHWORTH	2.613	19	L TURNBULL	28	(2)
21	A HALL	80	21	C BOWLES	402	21	* N GULL	2.763	21	F HOLMES	26	
22	C BOWLES	78	22	C BULLOCK	391	22	* T PANK	2.800	22	B ROYTHORNE	25	(2)
22	L BOWLES	78	23	K LEVERS	381	23	* J LAWSON	2.813	22	Z ROYTHORNE	25	(3)
24	T PANK	74	24	T PANK	378	24	* J WOODHOUSE	2.963	24	R REES	24	
25	J PATEMAN	71	25	A HUGHES	372	25	* H SMITH	2.975	25	J STEVENSON	23	
26	M MINNIS	68	25	Ca HOLLAND	372	26	* Z ROYTHORNE	3.038	25	T MEASHAM	23	(3)
27	C BULLOCK	66	27	J MARTINEZ	369	27	* JT HUGHES-DOWD	3.113	25	J LAWSON	23	(2)
27	K LEVERS	66	28	L BOWLES	353	28	* K LEVERS	3.125	28	L BROOKS	21	(2)
29	AJ McPEAKE	65	29	L SMITH	352	29	* K ALI	3.188	29	T PANK	20	
30	T STEVENSON (18Oct22)	62	29	M LITHERLAND	352	30	* L TURNBULL	3.238	30	K LEVERS	15	
31	A HUGHES	61	31	M MINNIS	343	31	* B ROYTHORNE	3.250	30	JT HUGHES-DOWD	15	
31	Ca HOLLAND	61	32	AJ McPEAKE	326	32	* P WALKER	3.325	30	J WOODHOUSE	15	
33	J MARTINEZ	59	33	B BROOKS	325	33	* J THOMPSON	3.400	33	D BARKER	14	
34	L SMITH	55	34	JJ HUGHES-DOWD	323	34	* J LISTER	3.700	33	M LITHERLAND	14	
35	J STEVENSON	54	35	D PAUL	308	35	* T GREEN	3.725	35	J MARTINEZ	13	
36	M LITHERLAND	53	36	J WOODHOUSE	279	36	* P MARTIN	3.763	36	C DAVENPORT	12	
37	D BARKER	51	37	L CHADWICK	277	36	* R COOK	3.763	36	K ALI	12	
37	B BROOKS	51	38	J STEVENSON	276	38	* C DAVENPORT	3.775	36	D PAUL	12	(2)
39	JT HUGHES-DOWD (20Feb24)	50	39	D BARKER	266	39	* S SLATER	3.813	39	M McNULTY	10	
40	D PAUL	49	40	P MARTIN	263	40	* B CRUNDEN	3.850	39	P MARTIN	10	
41	S SCHULE	47	41	S BOWMAN	244	41	* K SCHOFIELD	3.888	39	S BOWMAN	10	
41	L CHADWICK	47	42	P WALKER	236	42	* K COOK	4.050	39	T STEVENSON	10	
41	J GRAHAM (20Feb24)	47	43	S SCHULE	234	43	* J GRAHAM	4.100	43	G HADDON	9	
44	P WALKER	46	43	J LISTER	234	44	* L WHITTAKER	4.188	43	T GREEN	9	
45	P MARTIN	45	45	J HAGUES	221	45	* F HOLMES	4.250	43	N GULL	9	
46	J LISTER	41	46	T STEVENSON	210	46	* G HADDON	4.500	43	M BRADLEY	9	
46	S BOWMAN	41	47	R COOK	197	47	* E HENRY	4.650	43	J THOMPSON	9	
48	E WOODHOUSE (31Jan23)	39	48	M BRADLEY	194	48	* G REYES-ENGLAND	4.738	43	J GRAHAM	9	
49	J HAGUES	38	49	D JACKSON	190	49	* A OXSPRING	4.750	49	K SCHOFIELD	8	
50	L WHITTAKER (26Nov24)	37	50	I BRADLEY	189	50	* R REES	4.800	49	L CHADWICK	8	

(Driver Ranking = Average Position In Qualifying, Final Position, Fastest Lap & Race Laps Over Last 20 club nights)

JUNIOR STATISTICS 1992-2026 - AFTER DHORC 752

Sheet 2 of 4 (Note: Highlighted Names are Current 2026 Members, CS = Best Consecutive Results)

MEETINGS ATTENDED		RACES COMPLETED		DRIVER RANKING		FINALS WON					
Pos	JUNIOR (1st Race)	No	Pos	JUNIOR	No	Pos	JUNIOR				
51	K ALI	30	51	K ALI	185	51	* M BRADLEY	4.900	49	C BULLOCK	8
52	M McNULTY	29	51	E JACKSON	185	52	* T STEVENSON	4.938	49	B BROOKS	8 (2)
52	J BULLOCK	29	53	N BRADFORD	172	53	* D BARKER	5.038	49	Ca HOLLAND	8
52	R COOK	29	54	A BRADFORD	169	54	* J STEVENSON	5.125	49	H TAYLOR	8
52	A OXSPRING	29	55	M SEO	163	55	* R HUGHES	5.275	55	R LEY	7
52	I BRADLEY	29	55	K COOK	163	56	* E WOODHOUSE	5.350	55	A CHATTLE	7
52	M BRADLEY	29	55	A OXSPRING	163	57	* J ELMORE	5.600	55	A BRADFORD	7
52	D JACKSON	29	55	S ROYTHORNE	163	57	* J MARTINEZ	5.600	55	L WHITTAKER	7
59	C DAVENPORT	28	55	JT HUGHES-DOWD	163	59	* M SEO	5.675	55	B CRUNDEN	7
59	E HENRY	28	60	N GULL	156	60	* A CHATTLE	5.863	60	S SLATER	6 (2)
59	E JACKSON	28	61	J GRAHAM	155	61	* L CHADWICK	6.025	60	P WALKER	6 (2)
62	K SCHOFIELD	27	62	M McNULTY	154	62	* J WATSON	6.063	60	G CONNALLY	6
63	N GULL	26	62	J PERRY	154	63	* M LITHERLAND	6.250	60	E HENRY	6
63	N BRADFORD	26	64	R HUGHES	151	64	* M McNULTY	6.288	60	R COOK	6
65	G HADDON	25	65	J BULLOCK	150	65	* J BULLOCK	6.300	60	E JACKSON	6
65	A BRADFORD	25	66	C DAVENPORT	149	66	* B BROOKS	6.488	60	D JACKSON	6 (2)
65	S ROYTHORNE	25	67	K SCHOFIELD	144	67	* D PAUL	6.550	60	T JAMES	6 (2)
68	K COOK	24	68	E HENRY	143	68	* D JACKSON	7.088	60	J HAGUES	6 (2)
68	J PERRY	24	69	G HADDON	138	69	* H TAYLOR	7.513	60	M BLAKE	6 (2)
68	J THOMPSON	24	70	A CHATTLE	136	70	* S SCHULE	7.625	70	L HAWLEY	5
71	A CHATTLE	23	71	L STOTT-ZAFIROPOULOS	135	71	* B BOWMAN	8.050	70	J BULLOCK	5
71	L STOTT-ZAFIROPOULOS	23	72	H TAYLOR	134	72	* E STOTT-ZAFIROPOULOS	8.063	70	A HARTLEY	5 (2)
71	J ELMORE	23	73	K ASHWORTH	132	73	* S MAFFIN	8.275	70	B CARRINGTON	5
71	B CRUNDEN (11Mar25)	23	73	J ELMORE	132	74	* L BROOKS	8.475	70	K ASHWORTH	5
75	J WATSON	22	75	T JAMES	131	75	* S MARTINEZ	8.600	70	M WARREN	5
75	R MAFFIN	22	76	E STOTT-ZAFIROPOULOS	130	76	* T SHARP	8.663	70	K COOK	5
75	T GREEN	22	77	L WHITTAKER	127	77	* L STOTT-ZAFIROPOULOS	8.900	70	N BRADFORD	5
75	R HUGHES	22	78	B RILEY	124	78	* Ca HOLLAND	8.913	70	I PAUL	5 (2)
75	E STOTT-ZAFIROPOULOS	22	79	E WOODHOUSE	122	79	* R MAFFIN	8.988	79	A REES	4
80	K ASHWORTH	21	80	T GREEN	119	80	* N BRADFORD	9.550	79	J WATSON	4
80	H TAYLOR	21	81	S MARTINEZ	117	81	* I BRADLEY	9.688	79	T SHARP	4
80	S MARTINEZ	21	82	J WATSON	113	82	* J HAGUES	9.800	79	M WATTS	4
83	S SLATER	20	83	R MAFFIN	109	83	* S ROYTHORNE	10.000	79	J LISTER	4
83	T SHARP	20	84	S SLATER	108	84	* A BRADFORD	10.775	79	B JEFFRIES	4
83	S MAFFIN	20	84	B CARRINGTON	108	85	* T JAMES	10.863	79	E STOTT-ZAFIROPOULOS	4
83	T JAMES	20	86	T SHARP	103	86	* E JACKSON	12.500	79	L STOTT-ZAFIROPOULOS	4
87	B RILEY	19	86	J GRATTON	103	87	* J PERRY	13.813	79	J ELMORE	4
87	E DOYLE	19	88	S MAFFIN	99	N/A	L CAPEWELL	2.438	79	S ROYTHORNE	4
89	B CARRINGTON	18	89	M WARREN	98	N/A	S GILLARD	2.725	79	E DOYLE	4
90	R LEY	17	90	F McCANDLESS	96	N/A	M WARREN	2.817	90	A PANK	3
90	G CONNALLY	17	91	R LEY	92	N/A	A WATHEY	3.545	90	C CLARK	3
90	J GRATTON	17	91	J THOMPSON	92	N/A	K JACKSON	3.563	90	R HUGHES	3
93	A HARTLEY	15	93	G CONNALLY	91	N/A	T REES	3.667	90	J PERRY	3
93	J MOSEDALE	15	94	A HARTLEY	83	N/A	S TAGUE	3.813	90	J BLURTON	3
93	M WARREN	15	95	B CRUNDEN	81	N/A	A FEARN	3.850	95	C WOODCOCK	2
96	M BLAKE (28Jan25)	14	96	A WATHEY	72	N/A	E DOYLE	3.895	95	Mat McNULTY	2
97	C KAVANAGH	13	96	J MOSEDALE	72	N/A	N ZIMMERMANN	3.969	95	J MOSEDALE	2
97	M WATTS	13	96	B JEFFRIES	72	N/A	R LEY	4.103	95	D SPENCER	2
99	J DOBBINS	12	99	M WATTS	69	N/A	Z BRAZELL	4.156	95	N ZIMMERMANN	2
99	F McCANDLESS	12	100	I PAUL	68	N/A	C CLARK	4.179	95	A OXSPRING	2

JUNIOR STATISTICS 1992-2026 - AFTER DHORC 752

Sheet 3 of 4 (Note: Highlighted Names are Current 2026 Members, CS = Best Consecutive Results)

MEETINGS ATTENDED		RACES COMPLETED		DRIVER RANKING		FINALS WON					
Pos	JUNIOR (1st Race)	No	Pos	JUNIOR	No	Pos	JUNIOR	No	CS		
101	A PANK	11	101	C KAVANAGH	65	N/A	D SPENCER	4.375	95	L BLAKE	2
101	A WATHEY	11	101	E DOYLE	65	N/A	N BLACK	4.375	95	D JEFFRIES	2 (2)
101	N McDONALD	11	103	D JEFFRIES	62	N/A	M BUCKLEY	4.417	95	J GRATTON	2
104	S GILLARD	10	104	A FEARN	61	N/A	M WESTON	4.438	95	F McCANDLESS	2
104	A FEARN	10	104	I MATTHEWS	61	N/A	T KERR	4.458	95	I BRADLEY	2
104	I MATTHEWS	10	106	J DOBBINS	60	N/A	L BLAKE	4.500	95	E PAUL	2 (2)
107	L HAWLEY	9	107	A PANK	58	N/A	M YEOMANS	4.563	95	B RILEY	2
107	D NEALE	9	108	N McDONALD	57	N/A	M BLAKE	4.821	95	J McDONALD	2
107	C WOODCOCK	9	109	J BLURTON	56	N/A	I MATTHEWS	5.075	95	T KERR	2
107	Mat McNULTY	9	110	Ca BLURTON	55	N/A	J DOBBINS	5.083	95	E WOODHOUSE	2
107	B JEFFRIES	9	110	M BLAKE	55	N/A	N McDONALD	5.114	95	Z BRAZELL	2
107	D JEFFRIES	9	112	E PAUL	54	N/A	A HARTLEY	5.212	112	S GILLARD	1
107	I PAUL	9	113	N ZIMMERMANN	51	N/A	B REES	5.350	112	C KAVANAGH	1
107	E PAUL	9	114	S GILLARD	50	N/A	J MOSEDALE	5.462	112	D NEALE	1
115	M SEO	8	114	L HAWLEY	50	N/A	M WILLIS	5.750	112	A MILNER	1
115	TI REES	8	116	S LIVESEY	49	N/A	B CARRINGTON	5.847	112	T REES	1
115	C BARTLETT	8	117	C BARTLETT	48	N/A	C YOUART	6.000	112	R MAFFIN	1
115	Ca BLURTON	8	118	Mat McNULTY	47	N/A	J McDONALD	6.458	112	T ALLDREAD	1
115	J BLURTON	8	119	C WOODCOCK	46	N/A	B JEFFRIES	6.472	112	M HART	1
115	Z BRAZELL (28Jan25)	8	120	D NEALE	44	N/A	L BELL	6.550	112	S MAFFIN	1
121	A MILNER	7	121	C CLARK	41	N/A	D GEBAUERS	6.750	112	D GEBAUERS	1
121	A REES	7	122	TI REES	40	N/A	D NEALE	7.083	112	L BELL	1
121	C CLARK	7	123	A REES	38	N/A	L HAWLEY	7.083	112	M SEO	1
121	N ZIMMERMANN	7	123	J McDONALD	38	N/A	D JEFFRIES	7.111	112	A FEARN	1
121	M BUCKLEY	7	125	A MILNER	36	N/A	Mat McNULTY	7.167	112	I MATTHEWS	1
126	M HART	6	126	B REES	35	N/A	C BARTLETT	7.344	112	M WILLIS	1
126	S LIVESEY	6	127	Z BRAZELL	34	N/A	J GRATTON	7.426	112	B REES	1
126	SM BLURTON	6	128	M BUCKLEY	33	N/A	M WATTS	7.519	112	S TAGUE	1
126	J McDONALD	6	129	M HART	31	N/A	C WOODCOCK	8.056	112	L CAPEWELL	1
126	T KERR	6	129	A PARKIN	31	N/A	R FREEMAN	8.417	112	M BUCKLEY	1
131	L BELL	5	129	SM BLURTON	31	N/A	H MOHAMMED	8.500	112	S LIVESEY	1
131	B REES	5	132	L PARKIN	30	N/A	G CONNALLY	8.588	112	L PARKIN	1
131	L BLAKE	5	133	K JACKSON	29	N/A	B RILEY	8.697	112	A PARKIN	1
131	A PARKIN	5	133	M WESTON	29	N/A	A STOTT	8.750	112	R FREEMAN	1
131	L PARKIN	5	133	R FREEMAN	29	N/A	A MILNER	8.786	112	S MARTINEZ	1
136	D SPENCER	4	136	L BELL	26	N/A	M HART	9.417	112	E DOYLE	1
136	M YEOMANS	4	136	M YEOMANS	26	N/A	Ca BLURTON	9.594			
136	M WILLIS	4	138	S TAGUE	24	N/A	J BLURTON	9.781			
136	S TAGUE	4	138	T KERR	24	N/A	A PANK	10.114			
136	K JACKSON	4	140	D SPENCER	23	N/A	T ALLDREAD	10.167			
136	L CAPEWELL	4	141	M WILLIS	20	N/A	E GIBBS	10.417			
136	M WESTON	4	141	L CAPEWELL	20	N/A	F McCANDLESS	10.558			
143	T REES	3	143	T REES	16	N/A	C KAVANAGH	10.692			
143	D ALLDREAD	3	143	T ALLDREAD	16	N/A	TI REES	10.719			
143	T ALLDREAD	3	143	D GEBAUERS	16	N/A	D ALLDREAD	10.750			
143	D GEBAUERS	3	146	D ALLDREAD	15	N/A	A REES	10.786			
143	E GIBBS	3	146	E GIBBS	15	N/A	SM BLURTON	10.833			
143	R FREEMAN	3	148	H MOHAMMED	14	N/A	A PARKIN	11.300			
149	N BLACK	2	149	L BLAKE	13	N/A	E PAUL	11.806			
149	C YOUART (18Dec25)	2	150	N BLACK	10	N/A	L PARKIN	12.900			
151	H MOHAMMED	1	150	C YOUART	10	N/A	S LIVESEY	13.063			
151	A STOTT	1	152	A STOTT	5	N/A	I PAUL	13.667			

JUNIOR STATISTICS 1992-2026, AFTER DHORC 752

Sheet 4 of 4 (Note: Highlighted Names are Current 2026 Members, CS = Best Consecutive Results)

Pos	POLES			IQR's Column 1			IQR's Column 2			WINS			FASTEST LAPS			BEST RACE LAPS			CHAMPIONSHIPS																			
	JUNIOR	No	CS	JUNIOR	Pos	No	CS	JUNIOR	Pos	No	CS	JUNIOR	Pos	No	CS	JUNIOR	Pos	No	CS	YEAR	JUNIOR	Pos	No	CS	YEAR	JUNIOR	Pos	No	CS									
1	R LITHERLAND	61	(6)	1	J SIMEY	215	(14)	2	A HALL	54	(10)	1	J SIMEY	59	(11)	1	R LITHERLAND	53	(7)	1992	S SLATER	51	1	R LITHERLAND	53	(7)	1992	S SLATER	51	1	R LITHERLAND	53	(7)	1992	S SLATER			
2	J SIMEY	56	(11)	2	R LITHERLAND	56	(12)	2	E STOTT-ZAFIROPOULOS	49	(13)	2	R LITHERLAND	58	(7)	2	T CHADWICK	57	(7)	1993	M MINNIS	48	1	R LITHERLAND	58	(7)	1993	M MINNIS	48	1	R LITHERLAND	58	(7)	1993	M MINNIS			
3	J HUGHES-DOWD	56	(9)	3	A TURNBULL	194	(16)	2	L BROOKS	48	(9)	3	J HUGHES-DOWD	51	(19)	3	J HUGHES-DOWD	51	(19)	1994	M MINNIS (2)	45	1	A HALL	50	(16)	1995	AJ M-PEAKE	45	1	A HALL	50	(16)	1995	AJ M-PEAKE			
4	J MELLOR	46	(19)	4	J MELLOR	193	(15)	2	D JACKSON	45	(16)	4	J SIMEY	45	(15)	4	A HALL	45	(15)	1994	M MINNIS (2)	44	1	A TURNBULL	43	(16)	1996	AJ M-PEAKE (2)	43	1	A TURNBULL	43	(16)	1996	AJ M-PEAKE (2)			
5	A TURNBULL	44	(5)	5	A HALL	177	(22)	2	J THOMPSON	44	(15)	5	A TURNBULL	43	(16)	5	T CHADWICK	43	(16)	1997	C BRENTNALL	43	1	A TURNBULL	43	(16)	1997	C BRENTNALL	43	1	A TURNBULL	43	(16)	1997	C BRENTNALL			
6	A HALL	42	(11)	6	T CHADWICK	165	(13)	2	E WOODHOUSE	44	(15)	6	T CHADWICK	44	(15)	6	A HUGHES	43	(16)	1998	T PANK	42	1	A TURNBULL	43	(16)	1998	T PANK	42	1	A TURNBULL	43	(16)	1998	T PANK			
7	AJ M-PEAKE	34	(12)	7	L SMITH	135	(29)	2	L WHITTAKER	35	(17)	7	AJ M-PEAKE	35	(17)	7	AJ M-PEAKE	35	(17)	1999	T PANK	33	1	A TURNBULL	43	(16)	1999	T PANK	33	1	A TURNBULL	43	(16)	1999	T PANK			
8	T CHADWICK	33	(4)	8	J HUGHES-DOWD	130	(16)	2	J GRAHAM	33	(18)	8	L SMITH	33	(18)	8	L SMITH	33	(18)	2000	J HENRY	33	1	A TURNBULL	43	(16)	2000	J HENRY	33	1	A TURNBULL	43	(16)	2000	J HENRY			
9	L HENRY	33	(16)	9	M MINNIS	123	(18)	1	P WALKER	31	(19)	9	M MINNIS	31	(19)	9	M MINNIS	31	(19)	2001	J HENRY (2)	32	1	A TURNBULL	43	(16)	2001	J HENRY (2)	32	1	A TURNBULL	43	(16)	2001	J HENRY (2)			
10	L BOWLES	31	(7)	10	AJ M-PEAKE	112	(24)	1	T SHARP	29	(19)	10	L BOWLES	29	(19)	10	L BOWLES	29	(19)	2002	T CHADWICK	31	1	A TURNBULL	43	(16)	2002	T CHADWICK	31	1	A TURNBULL	43	(16)	2002	T CHADWICK			
11	J PATEMAN	29	(6)	11	A HUGHES	110	(32)	1	A HARTLEY	28	(4)	11	AJ M-PEAKE	29	(19)	11	AJ M-PEAKE	29	(19)	2003	J SIMEY	31	1	A TURNBULL	43	(16)	2003	J SIMEY	31	1	A TURNBULL	43	(16)	2003	J SIMEY			
12	M MINNIS	28	(11)	12	J HENRY	104	(6)	13	J MOSEDALE	28	(4)	12	J HENRY	28	(4)	12	J HENRY	28	(4)	2004	J SIMEY (2)	31	1	A TURNBULL	43	(16)	2004	J SIMEY (2)	31	1	A TURNBULL	43	(16)	2004	J SIMEY (2)			
13	J PATEMAN	28	(11)	13	T CHADWICK	103	(11)	14	T SPENCER	28	(4)	13	J HENRY	28	(4)	13	J HENRY	28	(4)	2005	T CHADWICK (2)	25	1	A TURNBULL	43	(16)	2005	T CHADWICK (2)	25	1	A TURNBULL	43	(16)	2005	T CHADWICK (2)			
14	A HUGHES	28	(11)	14	T CHADWICK	87	(8)	15	C BRENTNALL	27	(6)	14	A HUGHES	27	(6)	14	A HUGHES	27	(6)	2006	T CHADWICK (2)	25	1	A TURNBULL	43	(16)	2006	T CHADWICK (2)	25	1	A TURNBULL	43	(16)	2006	T CHADWICK (2)			
15	C BRENTNALL	24	(8)	15	C BRENTNALL	66	(10)	16	L BOWLES	26	(10)	15	C BRENTNALL	26	(10)	15	C BRENTNALL	26	(10)	2007	T CHADWICK (2)	22	1	A TURNBULL	43	(16)	2007	T CHADWICK (2)	22	1	A TURNBULL	43	(16)	2007	T CHADWICK (2)			
16	T MEASHAM	20	(5)	16	L BOWLES	56	(4)	17	T BOWLES	25	(13)	16	T MEASHAM	25	(13)	16	T MEASHAM	25	(13)	2008	T CHADWICK (2)	22	1	A TURNBULL	43	(16)	2008	T CHADWICK (2)	22	1	A TURNBULL	43	(16)	2008	T CHADWICK (2)			
17	T PANK	16	(2)	17	T BOWLES	52	(3)	18	A OXSPRING	25	(13)	17	T PANK	25	(13)	17	T PANK	25	(13)	2009	L SMITH	22	1	A TURNBULL	43	(16)	2009	L SMITH	22	1	A TURNBULL	43	(16)	2009	L SMITH			
18	J LAWSON	12	(4)	18	F HOLMES	51	(4)	19	L BLAKE	24	(12)	18	J LAWSON	24	(12)	18	J LAWSON	24	(12)	2010	K LEVENS	22	1	A TURNBULL	43	(16)	2010	K LEVENS	22	1	A TURNBULL	43	(16)	2010	K LEVENS			
19	C BOWLES	11	(3)	19	T PANK	44	(9)	20	J GRATTON	23	(12)	19	C BOWLES	23	(12)	19	C BOWLES	23	(12)	2011	J MELLOR	22	1	A TURNBULL	43	(16)	2011	J MELLOR	22	1	A TURNBULL	43	(16)	2011	J MELLOR			
20	H SMITH	11	(4)	20	P CONNALLY	42	(4)	21	G REYES-ENGLAND	23	(12)	20	H SMITH	23	(12)	20	H SMITH	23	(12)	2012	J MELLOR (2)	22	1	A TURNBULL	43	(16)	2012	J MELLOR (2)	22	1	A TURNBULL	43	(16)	2012	J MELLOR (2)			
21	J WOODHOUSE	10	(2)	21	K LEVENS	40	(2)	22	Z ROYTHORNE	23	(12)	21	J WOODHOUSE	23	(12)	21	J WOODHOUSE	23	(12)	2013	J PATEMAN	22	1	A TURNBULL	43	(16)	2013	J PATEMAN	22	1	A TURNBULL	43	(16)	2013	J PATEMAN			
22	N GULL	9	(3)	22	Z ROYTHORNE	40	(2)	23	J MARTHIZ	23	(12)	22	N GULL	23	(12)	22	N GULL	23	(12)	2014	A HALL	22	1	A TURNBULL	43	(16)	2014	A HALL	22	1	A TURNBULL	43	(16)	2014	A HALL			
23	K ASHWORTH	7	(2)	23	J LAWSON	30	(4)	24	R HUGHES	23	(12)	23	K ASHWORTH	23	(12)	23	K ASHWORTH	23	(12)	2015	A HALL (2)	22	1	A TURNBULL	43	(16)	2015	A HALL (2)	22	1	A TURNBULL	43	(16)	2015	A HALL (2)			
24	R REES	7	(2)	24	N GULL	29	(4)	25	T STEVENSON	23	(12)	24	R REES	23	(12)	24	R REES	23	(12)	2016	R LITHERLAND	23	1	A TURNBULL	43	(16)	2016	R LITHERLAND	23	1	A TURNBULL	43	(16)	2016	R LITHERLAND			
25	Z ROYTHORNE	7	(2)	25	B ROYTHORNE	24	(4)	26	B ROYTHORNE	23	(12)	25	Z ROYTHORNE	23	(12)	25	Z ROYTHORNE	23	(12)	2017	R LITHERLAND (2)	23	1	A TURNBULL	43	(16)	2017	R LITHERLAND (2)	23	1	A TURNBULL	43	(16)	2017	R LITHERLAND (2)			
26	F HOLMES	5	(2)	26	F HOLMES	23	(2)	27	R REES	23	(12)	26	F HOLMES	23	(12)	26	F HOLMES	23	(12)	2018	A TURNBULL	23	1	A TURNBULL	43	(16)	2018	A TURNBULL	23	1	A TURNBULL	43	(16)	2018	A TURNBULL			
27	J WOODHOUSE	6	(2)	27	J WOODHOUSE	23	(6)	28	B ROYTHORNE	23	(12)	27	J WOODHOUSE	23	(12)	27	J WOODHOUSE	23	(12)	2019	A TURNBULL (2)	23	1	A TURNBULL	43	(16)	2019	A TURNBULL (2)	23	1	A TURNBULL	43	(16)	2019	A TURNBULL (2)			
28	B ROYTHORNE	5	(2)	28	K ASHWORTH	21	(5)	29	F HOLMES	23	(12)	28	B ROYTHORNE	23	(12)	28	B ROYTHORNE	23	(12)	2020	N/A	23	1	A TURNBULL	43	(16)	2020	N/A	23	1	A TURNBULL	43	(16)	2020	N/A			
29	F HOLMES	5	(2)	29	K ASHWORTH	18	(2)	30	L TURNBULL	21	(5)	29	F HOLMES	21	(5)	29	F HOLMES	21	(5)	2021	H SMITH	23	1	A TURNBULL	43	(16)	2021	H SMITH	23	1	A TURNBULL	43	(16)	2021	H SMITH			
30	S GILLARD	3	(2)	30	K ALI	15	(5)	31	K ALI	18	(2)	30	S GILLARD	18	(2)	30	S GILLARD	18	(2)	2022	L BOWLES	23	1	A TURNBULL	43	(16)	2022	L BOWLES	23	1	A TURNBULL	43	(16)	2022	L BOWLES			
31	S SLATER	3	(2)	31	J LISTER	18	(2)	32	J LISTER	18	(2)	31	S SLATER	18	(2)	31	S SLATER	18	(2)	2023	L BOWLES (2)	23	1	A TURNBULL	43	(16)	2023	L BOWLES (2)	23	1	A TURNBULL	43	(16)	2023	L BOWLES (2)			
32	C BULLOCK	3	(2)	32	JT HUGHES-DOWD	15	(2)	33	JT HUGHES-DOWD	14	(4)	32	C BULLOCK	14	(4)	32	C BULLOCK	14	(4)	2024	J HUGHES-DOWD	23	1	A TURNBULL	43	(16)	2024	J HUGHES-DOWD	23	1	A TURNBULL	43	(16)	2024	J HUGHES-DOWD			
33	M WARREN	3	(2)	33	C BULLOCK	14	(4)	34	M WARREN	13	(2)	33	M WARREN	13	(2)	33	M WARREN	13	(2)	2025	J HUGHES-DOWD (2)	23	1	A TURNBULL	43	(16)	2025	J HUGHES-DOWD (2)	23	1	A TURNBULL	43	(16)	2025	J HUGHES-DOWD (2)			
34	L TURNBULL	3	(2)	34	M WARREN	12	(3)	35	M WARREN	12	(3)	34	L TURNBULL	12	(3)	34	L TURNBULL	12	(3)																			

IQR Means Individual Qualifying Rounds I.E. Yellow, Green, Red and Blue Lane on a Normal Club Night

Outright Track Record Holders After DHORC 752

Adults

Pos	Name	Qualifying	F1	GC	F1	GC	Total
			Fastest Laps	Fastest Laps	Race Laps	Race Laps	
1	L Pateman	35	49	61	29	47	221
2	A Smith	51	12	36	15	34	148
3	S Goodlip	27	44	10	34	18	133
4	N Sismey	15	7	12	15	16	65
5	J Sismey	15	7	8	13	12	55
6	M Chadwick	12			8	9	29
7	W Lander	8	5	3	6		22
8	A McPeake	4	3	5	7		19
9	P Rees	1	3		11	3	18
10	J Tague	4	3	2	2	5	16
11	J Lymer	4	2	1	2	1	10
12	T Baldock	3	1	1	1	2	8
12	C Bowles	2	1	3	1	1	8
14	D Garbett	1	1	1	3	1	7
14	L Smith	2	1	3	1		7
16	R Litherland	2			2	2	6
17	A Turnbull		2		3		5
17	C Roythorne		2	2		1	5
19	J Neale				2	1	3
19	S Anand	1			1	1	3
19	T Chadwick		1		2		3
19	J Lamb	1		1	1		3
23	M Allsopp				2		2
23	S Lander			1	1		2
25	JJ Hughes-Dowd				1		1
25	G Peach		1				1
25	D McPeake		1				1
25	J Roythorne				1		1
25	A Woodhouse				1		1
25	S Pank				1		1
25	C Blake	1					1
25	M Graham			1			1
Total		188	146	150	165	154	803

Note: Some Records Can Be Held By More Than One Member - Highlighted Names 2026 Members

Outright Track Record Holders After DHORC 752

Juniors

Pos	Name	Qualifying	F1	GC	F1	GC	Total
			Fastest Laps	Fastest Laps	Race Laps	Race Laps	
1	A Turnbull	31	21	16	33	17	118
2	R Litherland	24	20	26	13	28	111
3	JJ Hughes-Dowd	31	16	9	16	9	81
4	J Sismey	15	15	12	11	17	70
5	A Hall	12	8	6	13	11	50
6	T Chadwick	7	6	10	7	19	49
7	AJ McPeake	10	9	4	9	4	36
8	T Measham	6	4	1	13	3	27
8	J Henry	2	9	5	9	2	27
10	J Mellor	10	4	4	2	4	24
11	H Smith	6	5	5	3	4	23
12	L Bowles	9	1	4	1	5	20
13	M Minnis	6	2	4	2	5	19
14	Z Roythorne	2	2	6		8	18
15	J Pateman	4	4	5	1	3	17
16	B Roythorne	1	1	6		2	10
17	F Holmes	1	3	2	3		9
17	C Brentnall		2	3		4	9
19	J Woodhouse	3	1	1	2	1	8
19	A Hughes	2	1	5			8
19	L Smith		4		4		8
22	J Lawson	2		1	1	2	6
22	T Pank		1	3	2		6
22	C Bowles	2	1		1	2	6
25	JT Hughes-Dowd	1		1	1	2	5
26	E Woodhouse	2	1	1			4
26	P Connally		1	3			4
26	R Rees	1	1	1		1	4
26	K Ashworth	1	1	1		1	4
26	L Turnbull	1	1		2		4
31	K Levers		1		1	1	3
31	J Graham	1		1	1		3
33	P Martin		1		1		2
33	N Gull		1		1		2
33	L Whittaker	1	1				2
33	B Crunden			2			2
37	Ca Holland			1			1
37	E Henry		1				1
37	C Clark					1	1
37	K Ali				1		1
37	B Brooks				1		1
37	J Elmore		1				1
37	S Roythorne			1			1
37	Z Brazell		1				1
37	A Hartley			1			1
Total		194	152	151	155	156	808

Note: Some Records Can Be Held By More Than One Member - Highlighted Names 2026 Members

DHORC Statistics 2026

Poles		Adult			Junior			Poles	
Records		Name	Total	2026	Name	Total	2026	Records	
All Time		L Pateman	132		JJ Hughes-Dowd	56	1	All Time	
L Pateman	132	S Goodlip	106		J Woodhouse	10		R Litherland	61
Season		A Smith	99	1	E Woodhouse	2		Season	
A Smith	20	N Sismey	86		L Whittaker	2		JJ Hughes-Dowd	24
		R Litherland	5		B Crunden	1			
		C Bowles	5						
		D Hughes-Dowd	1						
		C Blake	1						
Race Wins		Adult			Junior			Race Wins	
Records		Name	Total	2026	Name	Total	2026	Records	
All Time		L Pateman	124		JJ Hughes-Dowd	54	1	All Time	
L Pateman	124	S Goodlip	105	1	J Woodhouse	10		JJ Hughes-Dowd	54
Season		N Sismey	86		E Woodhouse	2		Season	
W Lander	16	A Smith	80		B Crunden	1		JJ Hughes-Dowd	23
		C Bowles	11		L Whittaker	1			
		R Litherland	6						
		A Woodhouse	2						
Fast Laps		Adult			Junior			Fast Laps	
Records		Name	Total	2026	Name	Total	2026	Records	
All Time		L Pateman	294		JJ Hughes-Dowd	51	1	All Time	
L Pateman	294	A Smith	91		E Woodhouse	5		J Sismey	59
Season		S Goodlip	77		J Woodhouse	5		Season	
L Pateman	19	N Sismey	52		B Crunden	3		JJ Hughes-Dowd	22
A Smith	19	C Bowles	10	1	L Whittaker	2			
		R Litherland	3						
		B Johnson	2						
		D Hughes-Dowd	1						
		C Blake	1						
Race Laps		Adult			Junior			Race Laps	
Records		Name	Total	2026	Name	Total	2026	Records	
All Time		L Pateman	193	1	JJ Hughes-Dowd	52	1	All Time	
L Pateman	193	A Smith	98		J Woodhouse	10		R Litherland	63
Season		N Sismey	91		E Woodhouse	2		Season	
A Smith	17	S Goodlip	88		B Crunden	1		A Hall	22
		C Bowles	6		L Whittaker	1		JJ Hughes-Dowd	22
		R Litherland	4						
		A Woodhouse	2						

Current Members Best Ever Position Records after DHORC 752

Qualifying				Final Position				Fastest Laps				Race Laps			
Pos	Adult	DHORC	Gap	Pos	Adult	DHORC	Gap	Pos	Adult	DHORC	Gap	Pos	Adult	DHORC	Gap
			Date				Date				Date				Date
1	A Smith	752	0	1	S Goodlip	752	0	1	C Bowles	752	0	1	L Pateman	752	0
1	C Bowles	749	3	1	R Litherland	750	2	1	R Litherland	748	4	1	A Smith	751	1
1	R Litherland	748	4	1	C Bowles	749	3	1	A Smith	745	7	1	R Litherland	750	2
1	S Goodlip	747	5	1	A Smith	745	7	1	L Pateman	744	8	1	S Goodlip	747	5
1	C Blake	737	15	1	A Woodhouse	737	15	1	S Goodlip	742	10	1	C Bowles	738	14
1	L Pateman	724	28	1	L Pateman	703	49	1	N Sismey	739	13	1	A Woodhouse	737	15
1	D Hughes-Dowd	703	49	1	N Sismey	673	79	1	C Blake	737	15	1	N Sismey	673	79
1	N Sismey	672	80	3	G Reynolds	737	15	2	D Hughes-Dowd	736	16	2	G Reynolds	737	15
2	D Latham	737	15	3	D Latham	704	48	2	D Latham	737	15	2	D Latham	704	48
2	A Woodhouse	674	78	3	L Blacker	673	79	3	S Whittaker	747	5	3	L Blacker	674	78
4	S Gray	705	47	3	D Turbull	527	225	3	G Reynolds	737	15	4	D Hughes-Dowd	746	6
4	D Turbull	658	94	4	S Gray	672	80	3	A Woodhouse	736	16	4	S Gray	672	80
4	L Blacker	650	102	5	C Blake	739	13	3	L Blacker	691	61	4	M Blood	423	136
5	S Whittaker	742	10	5	J Crunden	736	16	4	S Gray	705	47	5	J Crunden	736	16
6	J Dudley	736	16	6	S Whittaker	726	24	4	D Turbull	564	188	5	D Turbull	596	158
8	J Crunden	731	21	6	D Hughes-Dowd	709	43	5	J Crunden	738	14	6	S Whittaker	729	23
11	M Blood	424	328	7	J Dudley	736	16	6	M Blood	423	329	7	J Dudley	736	16
13	G Reynolds	727	25	8	M Blood	422	330	8	J Dudley	736	16	8	C Blake	731	21
18	M Gretton	752	0	15	M Gretton	752	0	18	M Gretton	752	0	19	M Gretton	752	0
Pos	Junior	DHORC	Gap	Pos	Junior	DHORC	Gap	Pos	Junior	DHORC	Gap	Pos	Junior	DHORC	Gap
1	JJ Hughes-Dowd	752	0	1	JJ Hughes-Dowd	752	0	1	JJ Hughes-Dowd	752	0	1	JJ Hughes-Dowd	752	0
1	J Woodhouse	749	3	1	J Woodhouse	747	5	1	B Crunden	745	7	1	J Woodhouse	749	3
1	L Whittaker	739	13	1	L Whittaker	739	13	1	L Whittaker	739	13	1	L Whittaker	739	13
1	B Crunden	737	15	1	E Woodhouse	705	47	1	J Woodhouse	736	16	1	B Crunden	736	16
1	E Woodhouse	674	78	3	B Crunden	730	22	3	E Woodhouse	705	47	1	E Woodhouse	705	47
6	C Youart	751	1	6	C Youart	751	1	6	C Youart	751	1	6	C Youart	751	1

Distance Covered In DHORC Club Championship 2026

Pos	Competitor	Class	Laps	Feet	Feet / Race	Miles	Races
1	C Bowles	A	128.0	12,715	2,119	2.4	6
2	S Goodlip	A	118.1	11,731	2,346	2.2	5
3	L Pateman	A	117.6	11,682	2,336	2.2	5
4	A Smith	A	115.4	11,463	2,293	2.2	5
5	D Latham	A	113.7	11,294	1,613	2.1	7
6	N Sismey	A	111.2	11,046	1,841	2.1	6
7	L Blacker	A	106.6	10,589	2,118	2.0	5
8	S Whittaker	A	103.0	10,231	2,046	1.9	5
9	R Litherland	A	100.1	9,943	1,989	1.9	5
10	J Crunden	A	97.5	9,685	1,937	1.8	5
11	JJ Hughes-Dowd	J	97.2	9,655	1,931	1.8	5
12	S Gray	A	94.9	9,427	1,885	1.8	5
13	A Woodhouse	A	93.1	9,248	1,850	1.8	5
14	M Blood	A	89.3	8,870	1,774	1.7	5
15	J Woodhouse	J	86.6	8,602	1,720	1.6	5
16	D Hughes-Dowd	A	84.7	8,414	1,683	1.6	5
17	C Blake	A	80.4	7,986	1,597	1.5	5
18	G Reynold	A	78.3	7,778	1,556	1.5	5
19	M Gretton	A	77.2	7,669	1,534	1.5	5
20	L Whittaker	J	71.7	7,122	1,424	1.3	5
21	B Johnson	A	71.4	7,092	1,418	1.3	5
22	E Woodhouse	J	66.3	6,586	1,317	1.2	5
23	B Crunden	J	62.2	6,179	1,030	1.2	6
24	J Dudley	A	55.8	5,543	1,109	1.0	5
25	C Youart	J	42.7	4,242	848	0.8	5
Pos	Competitor	Class	2,263.0	224,790.6	1,732.6	42.6	130

Next Circuit

Interlagos



Where Do We Race Next?

What Are The Records?

Who Has Been On The Podium?

Circuit History

The Autódromo José Carlos Pace, better known as Autódromo de Interlagos or simply **Interlagos**, is a 4.309 km (2.677 mi) motorsport circuit located in the city of São Paulo, Brazil. It was inaugurated on 12 May 1940, by the federal intervener of the São Paulo province, Adhemar de Barros. In 1985, the circuit was renamed to honour the Formula 1 driver José Carlos Pace, who died in a plane crash in 1977. Attached to its facilities there is a kart circuit named after Ayrton Senna. It runs counterclockwise.

It is internationally known for hosting the Lollapalooza music festival. It has hosted the Formula One Brazilian Grand Prix since 1973. It also hosted the Brazilian motorcycle Grand Prix in 1992, the Deutsche Tourenwagen Meisterschaft in 1996, the FIA GT1 World Championship in 2010, and the FIA World Endurance Championship from 2012 to 2014. As the major racetrack in the country it also hosted many previous and active national championships such as Stock Car Brasil, Campeonato Sudamericano de GT, Fórmula Truck, Copa Truck, Formula 3 Sudamericana, Brazilian Formula Three Championship, and Mil Milhas Brasil. In addition, the Prova Ciclística 9 de Julho road cycling race was held at the venue from 2002 to 2006 and from 2008 to 2013.



Round 2		Interlagos (Brazil)			Round 3	
Previous Results						
Adults			1st	2nd	3rd	
DHORC 23	04-Jan	1994	203'1"	N Sismey	J Tague	S Goodlip
DHORC 24	28-Jan	1994	203'1"	S Goodlip	M Chadwick	N Sismey
DHORC 25	15-Feb	1994	203'1"	J Neale	N Sismey	J Tague
DHORC 26	08-Mar	1994	203'1"	J Tague	A Smith	J Neale
DHORC 78	01-Apr	1997	203'1"	M Chadwick	S Goodlip	N Sismey
DHORC 98	31-Mar	1998	203'1"	N Sismey	M Chadwick	S Goodlip
DHORC 118	30-Mar	1999	203'1"	N Sismey	P Rees	R Seaman
DHORC 138	28-Mar	2000	203'1"	L Pateman	M Chadwick	S Goodlip
DHORC 249	03-May	2005	203'1"	M Chadwick	N Sismey	W Lander
DHORC 304	16-Oct	2007	203'1"	W Lander	N Sismey	J Sismey
DHORC 347	06-Oct	2009	203'1"	J Sismey	L Pateman	N Sismey
DHORC 400	11-Oct	2011	203'1"	L Pateman	P Rees	S Anand
DHORC 452	08-Oct	2013	114'0"	J Sismey	N Sismey	L Smith
DHORC 504	13-Oct	2015	114'0"	N Sismey	P Rees	D Passell
DHORC 510	09-Feb	2016	414'2"	J Sismey	S Goodlip	N Sismey
DHORC 548	27-Jun	2017	114'0"	S Goodlip	N Sismey	L Pateman
DHORC 610	22-Oct	2019	114'0"	A Smith	L Pateman	P Rees
DHORC 660	31-Jan	2023	114'0"	A Smith	S Goodlip	A Turnbull
DHORC 669 F1	18-Jul	2023	114'0"	S Goodlip	A Smith	N Sismey
DHORC 670 GC	18-Jul	2023	114'0"	A Smith	S Goodlip	A Turnbull
DHORC 722 F1	28-Jan	2025	114'0"	S Goodlip	A Smith	N Sismey
DHORC 753 F1	27-Jan	2026	114'0"			
DHORC 754 GC	02-Jan	2026	114'0"			
Juniors			1st	2nd	3rd	
DHORC 23	04-Jan	1994	203'1"	M Minnis	AJ McPeake	K Schofield
DHORC 24	28-Jan	1994	203'1"	M Minnis	AJ McPeake	J Henry
DHORC 25	15-Feb	1994	203'1"	M Minnis	AJ McPeake	C Davenport
DHORC 26	08-Mar	1994	203'1"	M Minnis	AJ McPeake	C Davenport
DHORC 78	01-Apr	1997	203'1"	C Bowles	J Henry	J Stevenson
DHORC 98	31-Mar	1998	203'1"	T Pank	C Bowles	J Stevenson
DHORC 118	30-Mar	1999	203'1"	C Bowles	J Henry	D Barker
DHORC 138	28-Mar	2000	203'1"	J Henry	T Pank	P Connally
DHORC 249	03-May	2005	203'1"	T Chadwick	J Sismey	T Measham
DHORC 304	16-Oct	2007	203'1"	C Bullock	A Hughes	M Warren
DHORC 347	06-Oct	2009	203'1"	L Smith	K Levers	J Mellor
DHORC 400	11-Oct	2011	203'1"	J Mellor	J Pateman	J Lister
DHORC 452	08-Oct	2013	114'0"	A Hall	P Martin	R Litherland
DHORC 504	13-Oct	2015	114'0"	A Hall	F Holmes	M Litherland
DHORC 510	09-Feb	2016	414'2"	A Turnbull	F Holmes	R Litherland
DHORC 548	27-Jun	2017	114'0"	A Turnbull	F Holmes	L Turnbull
DHORC 610	22-Oct	2019	114'0"	A Turnbull	L Turnbull	R Litherland
DHORC 660	31-Jan	2023	114'0"	L Bowles	E Doyle	JJ Hughes-Dowd
DHORC 669 F1	18-Jul	2023	114'0"	L Bowles	JJ Hughes-Dowd	J Woodhouse
DHORC 670 GC	18-Jul	2023	114'0"	L Bowles	JJ Hughes-Dowd	J Woodhouse
DHORC 722 F1	28-Jan	2025	114'0"	JJ Hughes-Dowd	JT Hughes-Dowd	J Graham
DHORC 753 F1	27-Jan	2026	114'0"			
DHORC 754 GC	02-Jan	2026	114'0"			

Circuit Records			Lap Length 114'	
Qualifying				
F1/GC	S Goodlip	31Jan23	97.7 Laps	
F1	S Goodlip	18Jul23	42.5 Laps	
GC	A Smith	18Jul23	55.3 Laps	
Fastest Laps				
F1	S Goodlip	22Oct19	7.01 Secs	
GC	L Pateman	22Oct19	5.45 Secs	
Race Laps				
F1	S Goodlip	31Jan23	23.0 Laps	
GC	A Smith	31Jan23	28.4 Laps	
Final Points				
5.0 Points	M Allsopp	27Jun17		



DHORC 753 & 754

Interlagos Adult Best Off Chart 1

Qualifying Combined					Final Points			
Pos	Adult	Laps	MPH	Date	Pos	Adult	Pts	Date
1	S Goodlip	97.7	10.547	31-Jan-23	1	M Allsopp	5.0	27-Jun-17
2	A Smith	97.4	10.515	28-Jan-25	2	D Edwards	4.5	22-Oct-19
3	C Bowles	93.3	10.072	28-Jan-25	3	S Goodlip	4.0	28-Jan-25
4	N Sismey	91.9	9.921	13-Oct-15	4	D Turnbull	3.5	13-Oct-15
5	L Pateman	91.2	9.845	22-Oct-19	4	N Sismey	3.5	27-Jun-17
6	A Turnbull	88.2	9.522	22-Oct-19	4	P Rees	3.5	31-Jan-23
7	P Rees	88.1	9.511	22-Oct-19	4	L Bowles	3.5	31-Jan-23
8	J Sismey	87.4	9.435	08-Oct-13	4	M Graham	3.5	28-Jan-25
9	J Lymer	86.7	9.360	27-Jun-17	9	R Crossland	3.0	08-Oct-13
9	R Litherland	86.7	9.360	28-Jan-25	9	D Passell	3.0	13-Oct-15
11	L Smith	84.3	9.101	08-Oct-13	9	K Alcock	3.0	27-Jun-17
12	G Peach	80.6	8.701	27-Jun-17	9	L Blacker	3.0	22-Oct-19
13	R Blake	78.3	8.453	08-Oct-13	9	A Turnbull	3.0	31-Jan-23
14	J Holmes	78.2	8.442	13-Oct-15	9	H Smith	3.0	31-Jan-23
15	D Turnbull	78.0	8.420	22-Oct-19	9	L Smith	3.0	28-Jan-25
16	D Passell	77.8	8.399	13-Oct-15	16	G Peach	2.5	08-Oct-13
17	D Edwards	76.5	8.259	22-Oct-19	16	J Lamb	2.5	13-Oct-15
18	D Garbett	76.2	8.226	31-Jan-23	16	JJ Hughes-Dowd	2.5	18-Jul-23
19	J Tetley	76.1	8.215	13-Oct-15	16	M Blake	2.5	28-Jan-25
20	J Lamb	75.5	8.151	13-Oct-15	20	J Sismey	2.0	08-Oct-13
21	D Latham	73.2	7.902	28-Jan-25	20	A Smith	2.0	22-Oct-19
22	A Woodhouse	72.8	7.859	28-Jan-25	20	D Hughes-Dowd	2.0	28-Jan-25
23	D Hughes-Dowd	72.7	7.848	28-Jan-25	23	R Blake	1.5	08-Oct-13
24	C Roythorne	72.2	7.794	08-Oct-13	23	K Payne	1.5	08-Oct-13
25	M Allsopp	71.9	7.762	27-Jun-17	23	J Litherland	1.5	08-Oct-13
26	R Masters	71.5	7.719	27-Jun-17	23	L Pateman	1.5	13-Oct-15
27	L Williamson	71.4	7.708	22-Oct-19	23	L Williamson	1.5	13-Oct-15
28	K Payne	71.1	7.676	08-Oct-13	23	J Holmes	1.5	27-Jun-17
29	L Blacker	70.8	7.643	22-Oct-19	23	D Garbett	1.5	22-Oct-19
30	S Gray	70.3	7.589	31-Jan-23	23	S Smith	1.5	31-Jan-23
31	R Crossland	69.5	7.503	08-Oct-13	23	S Gray	1.5	18-Jul-23
32	A Stevenson	69.0	7.449	28-Jan-25	23	C Bowles	1.5	18-Jul-23
33	L Bowles	68.8	7.427	31-Jan-23	23	R Litherland	1.5	28-Jan-25
34	M Martinez	66.5	7.179	22-Oct-19	23	S Whittakler	1.5	28-Jan-25
35	A Thompson	66.0	7.125	31-Jan-23	23	C Blake	1.5	28-Jan-25
36	S Smith	65.5	7.071	31-Jan-23	36	J Tetley	1.0	13-Oct-15
37	K Alcock	64.7	6.985	22-Oct-19	36	R Masters	1.0	13-Oct-15
38	M Graham	63.9	6.898	28-Jan-25	36	C Stannard	1.0	13-Oct-15
39	S Whittakler	63.6	6.866	28-Jan-25	36	J Lymer	1.0	08-Oct-13
40	H Smith	63.1	6.812	31-Jan-23	36	P Barber	1.0	08-Oct-13
41	JJ Hughes-Dowd	62.8	6.780	31-Jan-23	36	D Latham	1.0	18-Jul-23
42	R Lawson	62.1	6.704	27-Jun-17	36	A Stevenson	1.0	18-Jul-23
43	J Litherland	61.0	6.585	08-Oct-13	36	M Dutson	1.0	28-Jan-25
44	M Dutson	60.0	6.477	28-Jan-25	44	C Roythorne	0.5	08-Oct-13
45	P Barber	59.4	6.413	08-Oct-13	44	A Woodhouse	0.5	31-Jan-23
46	C Stannard	58.0	6.261	13-Oct-15	46	R Lawson	0.0	27-Jun-17
47	T Hagues	56.5	6.099	27-Jun-17	46	T Hagues	0.0	27-Jun-17
48	L Elmore	55.7	6.013	13-Oct-15	46	M Martinez	0.0	27-Jun-17
49	C Blake	51.2	5.527	28-Jan-25	46	L Elmore	0.0	13-Oct-15
50	M Blake	46.1	4.977	28-Jan-25	46	A Thompson	0.0	31-Jan-23

Interlagos Junior Best Off Chart 1

Qualifying Combined					Final Points			
Pos	Junior	Laps	MPH	Date	Pos	Junior	Pts	Date
1	R Litherland	84.3	9.101	27-Jun-17	1	P Martin	3.5	08-Oct-13
2	A Turnbull	82.9	8.949	22-Oct-19	2	L Brooks	3.0	13-Oct-15
3	JJ Hughes-Dowd	79.6	8.593	28-Jan-25	2	H Taylor	3.0	13-Oct-15
4	A Hall	76.0	8.205	13-Oct-15	2	M Litherland	3.0	13-Oct-15
5	L Turnbull	75.8	8.183	22-Oct-19	2	L Turnbull	3.0	27-Jun-17
6	F Holmes	72.5	7.827	27-Jun-17	2	JJ Hughes-Dowd	3.0	31-Jan-23
7	L Bowles	68.8	7.427	31-Jan-23	7	T James	2.5	13-Oct-15
8	JT Hughes-Dowd	67.4	7.276	28-Jan-25	7	J Hagues (C)	2.5	27-Jun-17
9	E Doyle	65.0	7.017	31-Jan-23	7	J Martinez (C)	2.5	22-Oct-19
10	H Smith	63.1	6.812	31-Jan-23	7	T Stevenson	2.5	18-Jul-23
11	G Reyes-England	62.9	6.790	22-Oct-19	7	L Whittaker	2.5	28-Jan-25
12	J Graham	61.2	6.607	28-Jan-25	12	A Hall	2.0	08-Oct-13
13	M Litherland	60.2	6.499	13-Oct-15	12	A Turnbull	2.0	27-Jun-17
14	J Martinez	59.8	6.456	22-Oct-19	12	L Bowles	2.0	31-Jan-23
15	J Elmore	59.4	6.413	13-Oct-15	15	I Bradley	1.5	08-Oct-13
16	L Brooks	58.0	6.261	13-Oct-15	15	F Holmes	1.5	13-Oct-15
17	Z Brazell	57.9	6.251	28-Jan-25	15	Ca Holland	1.5	13-Oct-15
18	T Stevenson	57.5	6.207	28-Jan-25	15	D Jackson	1.5	13-Oct-15
19	E Woodhouse	57.3	6.186	31-Jan-23	15	E Jackson	1.5	13-Oct-15
20	Ca Holland	56.9	6.143	13-Oct-15	15	R Litherland	1.5	13-Oct-15
21	J Thompson	56.7	6.121	31-Jan-23	15	G Reyes-England	1.5	27-Jun-17
22	J Woodhouse	56.3	6.078	31-Jan-23	15	E Doyle	1.5	31-Jan-23
23	M Bradley	56.1	6.056	08-Oct-13	15	J Thompson	1.5	31-Jan-23
24	P Martin	55.7	6.013	08-Oct-13	15	E Woodhouse	1.5	18-Jul-23
25	T James	53.9	5.819	13-Oct-15	15	JT Hughes-Dowd	1.5	28-Jan-25
26	J Lawson	52.5	5.668	27-Jun-17	15	Z Brazell	1.5	28-Jan-25
26	D Jackson	52.5	5.668	13-Oct-15	15	M Blake	1.5	28-Jan-25
28	J Perry	51.1	5.516	13-Oct-15	28	M Bradley	1.0	08-Oct-13
29	I Bradley	50.9	5.495	08-Oct-13	28	H Smith (C)	1.0	27-Jun-17
30	H Taylor	50.8	5.484	13-Oct-15	28	J Lawson (C)	1.0	27-Jun-17
31	E Jackson	50.7	5.473	13-Oct-15	28	J Perry	1.0	13-Oct-15
32	J Hagues	50.5	5.452	27-Jun-17	28	S Bowman	1.0	22-Oct-19
33	S Bowman	48.4	5.225	22-Oct-19	28	J Woodhouse	1.0	31-Jan-23
34	L Whittaker	47.1	5.085	28-Jan-25	28	J Graham	1.0	28-Jan-25
35	D Paul	46.3	4.998	27-Jun-17	35	S Martinez	0.5	22-Oct-19
36	M Blake	46.1	4.977	28-Jan-25	35	D Paul	0.5	27-Jun-17
37	S Martinez	31.4	3.390	22-Oct-19	35	J Elmore	0.5	13-Oct-15

Interlagos Adult Best Off Chart 2 - F1														
Qualifying					Fastest Laps					Race Laps				
Pos	Adult	Laps	MPH	Date	Pos	Adult	Time	MPH	Date	Pos	Adult	Laps	MPH	Date
1	S Goodlip	42.5	9.176	18-Jul-23	1	S Goodlip	7.01	11.088	22-Oct-19	1	S Goodlip	23.0	9.932	31-Jan-23
2	A Smith	41.0	8.892	18-Jul-23	2	L Pateman	7.42	10.475	27-Jun-17	2	A Smith	22.2	9.586	28-Jan-25
3	N Slimey	40.4	8.723	18-Jul-23	3	C Bowles	7.45	10.433	18-Jul-23	3	P Rees	21.8	9.327	22-Oct-19
4	P Rees	39.3	8.495	18-Jul-23	4	A Smith	7.56	10.201	18-Jul-23	4	L Pateman	21.3	9.198	22-Oct-19
5	C Bowles	38.8	8.377	18-Jul-23	5	P Rees	7.67	10.134	18-Jul-23	4	C Bowles	21.3	9.198	28-Jan-25
6	L Bowles	36.5	7.881	18-Jul-23	6	L Smith	7.80	9.965	28-Jan-25	6	N Slimey	21.0	9.068	27-Jun-17
7	A Woodhouse	34.8	7.514	18-Jul-23	7	N Slimey	7.83	9.927	27-Jun-17	7	J Slimey	20.6	8.895	08-Oct-13
8	D Turnbull	34.4	7.427	18-Jul-23	7	A Turnbull	7.83	9.927	18-Jul-23	8	R Litherland	20.3	8.766	28-Jan-25
9	A Turnbull	32.8	7.082	18-Jul-23	9	J Slimey	7.84	9.914	08-Oct-13	9	J Lymer	20.0	8.636	27-Jun-17
10	S Gray	32.6	7.039	18-Jul-23	10	R Blake	8.10	9.596	08-Oct-13	9	A Turnbull	20.0	8.636	18-Jul-23
11	A Stevenson	31.9	6.888	18-Jul-23	11	D Hughes-Dowd	8.11	9.584	28-Jan-25	9	L Bowles	20.0	8.636	18-Jul-23
12	JJ Hughes-Dowd	31.3	6.758	18-Jul-23	12	R Litherland	8.14	9.549	28-Jan-25	12	L Smith	19.7	8.507	28-Jan-25
13	D Hughes-Dowd	29.2	6.305	18-Jul-23	13	G Peach	8.16	9.525	22-Oct-19	13	R Blake	19.5	8.420	08-Oct-13
14	L Blacker	21.1	4.556	18-Jul-23	14	D Edwards	8.21	9.467	27-Jun-17	14	D Edwards	19.4	8.377	22-Oct-19
15	D Latham	11.4	2.461	18-Jul-23	14	D Latham	8.21	9.467	25-Jan-28	15	M Allsopp	19.2	8.291	27-Jun-17
16	A Thompson	N/A	N/A	N/A	16	L Bowles	8.29	9.376	18-Jul-23	15	D Hughes-Dowd	19.2	8.291	28-Jan-25
16	C Blake	N/A	N/A	N/A	17	L Blacker	8.35	9.309	28-Jan-25	17	G Peach	19.1	8.248	27-Jun-17
16	C Roythorne	N/A	N/A	N/A	18	D Turnbull	8.40	9.253	31-Jan-23	18	D Turnbull	18.9	8.161	27-Jun-17
16	C Stannard	N/A	N/A	N/A	19	J Lymer	8.43	9.220	27-Jun-17	19	L Blacker	18.8	8.118	28-Jan-25
16	D Edwards	N/A	N/A	N/A	20	M Allsopp	8.45	9.198	27-Jun-17	20	J Tetley	18.8	8.032	13-Oct-15
16	D Garbett	N/A	N/A	N/A	21	J Holmes	8.49	9.155	13-Oct-15	20	J Holmes	18.6	8.032	27-Jun-17
16	D Passell	N/A	N/A	N/A	21	D Turnbull	8.49	9.155	18-Jul-23	20	A Woodhouse	18.6	8.032	18-Jul-23
16	G Peach	N/A	N/A	N/A	23	J Tetley	8.54	9.102	13-Oct-15	23	R Masters	17.7	7.643	13-Oct-15
16	H Smith	N/A	N/A	N/A	24	L Williamson	8.57	9.070	22-Oct-19	24	D Passell	17.6	7.600	13-Oct-15
16	J Holmes	N/A	N/A	N/A	25	K Payne	8.81	8.823	08-Oct-13	24	S Gray	17.6	7.600	18-Jul-23
16	J Lamb	N/A	N/A	N/A	25	A Woodhouse	8.81	8.823	18-Jul-23	26	D Garbett	17.5	7.557	22-Oct-19
16	J Litherland	N/A	N/A	N/A	27	A Stevenson	8.90	8.733	18-Jul-23	27	D Latham	17.4	7.514	31-Jan-23
16	J Lymer	N/A	N/A	N/A	28	M Graham	8.93	8.704	28-Jan-25	27	A Stevenson	17.4	7.514	18-Jul-23
16	J Slimey	N/A	N/A	N/A	29	R Masters	8.94	8.694	13-Oct-15	27	M Graham	17.4	7.514	28-Jan-25
16	J Tetley	N/A	N/A	N/A	30	K Alcock	8.96	8.675	27-Jun-17	30	C Roythorne	17.2	7.427	08-Oct-13
16	K Alcock	N/A	N/A	N/A	31	JJ Hughes-Dowd	9.02	8.617	18-Jul-23	31	L Williamson	17.0	7.341	27-Jun-17
16	K Payne	N/A	N/A	N/A	32	S Gray	9.03	8.608	18-Jul-23	31	K Alcock	17.0	7.341	27-Jun-17
16	L Elmore	N/A	N/A	N/A	33	D Passell	9.06	8.579	13-Oct-15	33	K Payne	16.8	7.168	08-Oct-13
16	L Pateman	N/A	N/A	N/A	34	C Roythorne	9.13	8.513	08-Oct-13	34	J Lamb	16.5	7.125	13-Oct-15
16	L Smith	N/A	N/A	N/A	35	A Thompson	9.26	8.394	31-Jan-23	35	M Martinez	16.2	6.995	22-Oct-19
16	L Williamson	N/A	N/A	N/A	36	J Lamb	9.47	8.208	22-Oct-19	35	JJ Hughes-Dowd	16.2	6.995	18-Jul-23
16	M Allsopp	N/A	N/A	N/A	37	S Whittaker	9.58	8.113	28-Jan-25	37	S Smith	15.9	6.866	27-Jun-17
16	M Blake	N/A	N/A	N/A	38	M Martinez	9.70	8.013	22-Oct-19	38	R Crossland	15.8	6.823	08-Oct-13
16	M Dutson	N/A	N/A	N/A	39	R Crossland	9.80	7.931	08-Oct-13	39	P Barber	15.5	6.683	08-Oct-13
16	M Graham	N/A	N/A	N/A	39	J Litherland	9.80	7.931	08-Oct-13	39	S Whittaker	15.5	6.693	28-Jan-25
16	M Martinez	N/A	N/A	N/A	41	S Smith	9.97	7.796	27-Jun-17	41	T Hagues	15.0	6.477	27-Jun-17
16	P Barber	N/A	N/A	N/A	42	H Smith	10.00	7.773	31-Jan-23	41	A Thompson	15.0	6.477	31-Jan-23
16	R Blake	N/A	N/A	N/A	43	T Hagues	10.14	7.665	27-Jun-17	43	C Stannard	14.7	6.348	13-Oct-15
16	R Crossland	N/A	N/A	N/A	44	C Stannard	10.33	7.524	13-Oct-15	44	J Litherland	14.6	6.305	08-Oct-13
16	R Lawson	N/A	N/A	N/A	45	R Lawson	10.34	7.517	27-Jun-17	44	H Smith	14.6	6.305	31-Jan-23
16	R Litherland	N/A	N/A	N/A	46	M Blake	10.76	7.224	28-Jan-25	46	R Lawson	14.4	6.218	27-Jun-17
16	R Masters	N/A	N/A	N/A	47	L Elmore	10.78	7.210	13-Oct-15	47	C Blake	13.2	5.700	28-Jan-25
16	S Smith	N/A	N/A	N/A	48	P Barber	10.85	7.164	08-Oct-13	48	M Blake	12.8	5.527	28-Jan-25
16	S Whittaker	N/A	N/A	N/A	49	M Dutson	11.09	7.009	28-Jan-25	49	L Elmore	12.6	5.441	13-Oct-15
16	T Hagues	N/A	N/A	N/A	50	C Blake	11.21	6.934	28-Jan-25	49	M Dutson	12.6	5.441	28-Jan-25

Interlagos Junior Best Off Chart 2 - F1														
Qualifying					Fastest Laps					Race Laps				
Pos	Junior	Laps	MPH	Date	Pos	Junior	Time	MPH	Date	Pos	Junior	Laps	MPH	Date
1	L Bowles	38.5	7.881	18-Jul-23	1	L Bowles	8.15	9.537	18-Jul-23	1	A Turnbull	20.9	9.025	27-Jan-17
2	J Woodhouse	31.5	6.801	18-Jul-23	1	JJ Hughes-Dowd	8.15	9.537	28-Jan-25	2	L Bowles	19.7	8.507	18-Jul-23
3	JJ Hughes-Dowd	31.3	6.758	18-Jul-23	3	A Hall	8.17	9.514	13-Oct-15	3	JJ Hughes-Dowd	19.5	8.420	28-Jan-25
4	T Stevenson	23.6	5.095	18-Jul-23	4	A Turnbull	8.44	9.209	27-Jun-17	4	R Litherland	18.4	7.945	27-Jun-17
5	E Woodhouse	17.2	3.714	18-Jul-23	5	J Woodhouse	8.47	9.177	18-Jul-23	5	A Hall	18.0	7.773	13-Oct-15
6	A Hall	N/A	N/A	N/A	6	R Litherland	8.61	9.028	27-Jun-17	6	L Turnbull	17.8	7.686	27-Jan-17
6	A Turnbull	N/A	N/A	N/A	7	JT Hughes-Dowd	8.64	8.996	28-Jan-25	7	J Woodhouse	16.9	7.298	18-Jul-23
6	Ca Holland	N/A	N/A	N/A	8	J Martinez	8.69	8.944	22-Oct-19	8	F Holmes	16.6	7.168	13-Oct-15
6	D Jackson	N/A	N/A	N/A	9	L Brooks	8.87	8.763	13-Oct-15	9	J Martinez	15.7	6.780	22-Oct-19
6	D Paul	N/A	N/A	N/A	10	F Holmes	8.91	8.724	13-Oct-15	10	G Reyes-England	15.5	6.693	27-Jun-17
6	E Doyle	N/A	N/A	N/A	11	L Turnbull	9.00	8.636	27-Jun-17	10	JT Hughes-Dowd	15.5	6.693	28-Jan-25
6	E Jackson	N/A	N/A	N/A	12	J Graham	9.25	8.403	28-Jan-25	12	E Woodhouse	15.4	6.650	28-Jan-25
6	F Holmes	N/A	N/A	N/A	13	E Woodhouse	9.35	8.313	28-Jan-25	12	J Graham	15.4	6.650	28-Jan-25
6	G Reyes-England	N/A	N/A	N/A	14	Ca Holland	9.41	8.260	13-Oct-15	14	P Martin	14.7	6.348	08-Oct-13
6	H Smith	N/A	N/A	N/A	15	D Jackson	9.63	8.071	13-Oct-15	14	E Doyle	14.7	6.348	31-Jan-23
6	H Taylor	N/A	N/A	N/A	16	P Martin	9.67	8.038	08-Oct-13	16	L Brooks	14.6	6.305	13-Oct-15
6	I Bradley	N/A	N/A	N/A	17	J Hagues	9.71	8.005	27-Jun-17	16	H Smith	14.6	6.305	31-Jan-23
6	J Elmore	N/A	N/A	N/A	18	Z Brazell	9.74	7.980	28-Jan-25	18	T Stevenson	14.4	6.218	28-Jan-25
6	J Graham	N/A	N/A	N/A	19	M Bradley	9.85	7.891	08-Oct-13	18	Z Brazell	14.4	6.218	28-Jan-25
6	J Hagues	N/A	N/A	N/A	20	J Perry	9.92	7.835	13-Oct-15	20	J Perry	14.2	6.132	13-Oct-15
6	J Lawson	N/A	N/A	N/A	21	H Smith	10.00	7.773	31-Jan-23	21	J Elmore	14.0	6.045	13-Oct-15
6	J Martinez	N/A	N/A	N/A	22	M Litherland	10.04	7.742	13-Oct-15	21	M Bradley	14.0	6.045	08-Oct-13
6	J Perry	N/A	N/A	N/A	23	D Paul	10.05	7.734	27-Jun-17	23	Ca Holland	13.9	6.002	13-Oct-15
6	J Thompson	N/A	N/A	N/A	24	E Doyle	10.06	7.726	31-Jan-23	23	E Jackson	13.9	6.002	13-Oct-15
6	JT Hughes-Dowd	N/A	N/A	N/A	25	T Stevenson	10.19	7.628	28-Jan-25	25	T James	13.7	5.916	13-Oct-15
6	L Brooks	N/A	N/A	N/A	26	E Jackson	10.32	7.532	13-Oct-15	25	H Taylor	13.7	5.916	13-Oct-15
6	L Turnbull	N/A	N/A	N/A	27	J Lawson	10.38	7.488	27-Jun-17	27	J Hagues	13.5	5.830	27-Jun-17
6	L Whittaker	N/A	N/A	N/A	28	J Elmore	10.63	7.312	13-Oct-15	27	L Whittaker	13.5	5.830	28-Jan-25
6	M Blake	N/A	N/A	N/A	29	G Reyes-England	10.69	7.271	27-Jun-17	29	M Litherland	13.0	5.614	13-Oct-15
6	M Bradley	N/A	N/A	N/A	30	T James	10.80	7.197	13-Oct-15	30	D Jackson	12.8	5.527	13-Oct-15
6	M Litherland	N/A	N/A	N/A	31	M Blake	11.12	6.990	28-Jan-25	31	I Bradley	12.5	5.398	08-Oct-13
6	P Martin	N/A	N/A	N/A	32	S Bowman	11.21	6.934	22-Oct-19	32	J Thompson	12.3	5.311	31-Jan-23
6	R Litherland	N/A	N/A	N/A	33	I Bradley	11.37	6.836	08-Oct-13	33	D Paul	12.0	5.182	27-Jun-17
6	S Bowman	N/A	N/A	N/A	34	H Taylor	11.42	6.806	13-Oct-15	33	M Blake	12.0	5.182	28-Jan-25
6	S Martinez	N/A	N/A	N/A	35	L Whittaker	11.57	6.718	28-Jan-25	35	S Bowman	11.2	4.836	22-Oct-19
6	T James	N/A	N/A	N/A	36	J Thompson	12.12	6.413	31-Jan-23	35	J Lawson	11.2	4.836	27-Jan-17
6	Z Brazell	N/A	N/A	N/A	37	S Martinez	14.24	5.458	22-Oct-19	37	S Martinez	8.1	3.498	22-Oct-19

Interlagos Adult Best Off Chart 3 - GC														
Qualifying					Fastest Laps					Race Laps				
Pos	Adult	Laps	MPH	Date	Pos	Adult	Time	MPH	Date	Pos	Adult	Laps	MPH	Date
1	A Smith	55.3	11.940	18-Jul-23	1	L Pateman	5.45	14.262	22-Oct-19	1	A Smith	28.8	12.436	28-Jan-25
2	A Turnbull	54.7	11.810	18-Jul-23	2	A Smith	5.47	14.210	31-Jan-23	2	S Goodlip	28.2	12.177	18-Jul-23
3	S Goodlip	52.5	11.335	18-Jul-23	2	S Goodlip	5.47	14.210	18-Jul-23	3	L Pateman	27.9	12.048	22-Oct-19
4	N Sismey	51.0	11.011	18-Jul-23	4	C Bowles	5.73	13.565	28-Jan-25	4	A Turnbull	27.7	11.961	18-Jul-23
5	C Bowles	50.1	10.817	18-Jul-23	5	A Turnbull	5.95	13.063	18-Jul-23	5	C Bowles	27.3	11.789	28-Jan-25
6	P Rees	45.6	9.845	18-Jul-23	6	N Sismey	6.03	12.890	31-Jan-23	6	R Litherland	27.0	11.659	28-Jan-25
7	D Turnbull	45.2	9.759	18-Jul-23	7	L Smith	6.06	12.826	28-Jan-25	7	N Sismey	26.8	11.573	13-Oct-15
8	L Blacker	44.5	9.608	18-Jul-23	8	J Lamb	6.19	12.557	13-Oct-15	8	G Peach	25.6	11.055	31-Jan-23
9	L Bowles	42.7	9.219	18-Jul-23	9	G Peach	6.23	12.476	31-Jan-23	9	J Sismey	25.4	10.968	08-Oct-13
10	JJ Hughes-Dowd	41.6	8.982	18-Jul-23	10	R Litherland	6.31	12.318	28-Jan-25	9	P Rees	25.4	10.968	22-Oct-19
11	S Gray	40.5	8.744	18-Jul-23	11	J Sismey	6.32	11.921	08-Oct-13	11	D Passell	24.9	10.752	13-Oct-15
12	A Stevenson	39.1	8.442	18-Jul-23	12	D Garbett	6.54	11.885	31-Jan-23	12	J Lymer	24.5	10.580	27-Jun-17
13	D Hughes-Dowd	35.3	7.622	18-Jul-23	13	P Rees	6.58	11.813	22-Oct-19	13	J Lamb	24.4	10.536	13-Oct-15
14	D Latham	35.1	7.578	18-Jul-23	14	L Blacker	6.59	11.795	28-Jan-25	14	L Smith	23.7	10.234	08-Oct-13
15	A Woodhouse	32.1	6.931	18-Jul-23	15	JJ Hughes-Dowd	6.74	11.532	18-Jul-23	15	D Turnbull	23.6	10.191	18-Jul-23
16	A Thompson	N/A	N/A	N/A	16	J Lymer	6.76	11.498	22-Oct-19	16	J Holmes	23.2	10.018	13-Oct-15
16	C Roythorne	N/A	N/A	N/A	17	D Passell	6.78	11.464	13-Oct-15	17	L Blacker	22.8	9.845	18-Jul-23
16	C Stannard	N/A	N/A	N/A	18	R Blake	6.85	11.347	08-Oct-13	18	D Edwards	22.5	9.716	22-Oct-19
16	D Edwards	N/A	N/A	N/A	18	A Woodhouse	6.85	11.347	28-Jan-25	18	D Garbett	22.5	9.716	22-Oct-19
16	D Garbett	N/A	N/A	N/A	20	D Turnbull	6.88	11.298	18-Jul-23	18	L Bowles	22.5	9.716	18-Jul-23
16	D Passell	N/A	N/A	N/A	21	L Bowles	6.91	11.249	31-Jan-23	18	JJ Hughes-Dowd	22.5	9.716	18-Jul-23
16	G Peach	N/A	N/A	N/A	22	D Edwards	6.96	11.168	22-Oct-19	22	R Blake	22.4	9.673	08-Oct-13
16	H Smith	N/A	N/A	N/A	23	D Latham	7.04	11.041	28-Jan-25	23	A Stevenson	22.1	9.543	18-Jul-23
16	J Holmes	N/A	N/A	N/A	24	J Holmes	7.06	11.010	13-Oct-15	24	A Woodhouse	22.0	9.500	28-Jan-25
16	J Lamb	N/A	N/A	N/A	25	M Dutson	7.07	10.994	28-Jan-25	25	D Latham	21.9	9.457	28-Jan-25
16	J Litherland	N/A	N/A	N/A	26	A Stevenson	7.18	10.826	18-Jul-23	26	H Smith	21.5	9.284	31-Jan-23
16	J Lymer	N/A	N/A	N/A	27	M Allsopp	7.19	10.810	27-Jun-17	27	M Dutson	21.4	9.241	28-Jan-25
16	J Sismey	N/A	N/A	N/A	28	M Graham	7.21	10.780	28-Jan-25	28	K Payne	21.2	9.155	08-Oct-13
16	J Tetley	N/A	N/A	N/A	29	K Alcock	7.23	10.751	22-Oct-19	29	S Gray	20.8	8.982	31-Jan-23
16	K Alcock	N/A	N/A	N/A	30	J Tetley	7.26	10.706	13-Oct-15	30	J Tetley	20.5	8.852	13-Oct-15
16	K Payne	N/A	N/A	N/A	31	H Smith	7.34	10.590	31-Jan-23	31	R Crossland	20.4	8.809	08-Oct-13
16	L Elmore	N/A	N/A	N/A	32	D Hughes-Dowd	7.36	10.561	18-Jul-23	31	S Smith	20.4	8.809	31-Jan-23
16	L Pateman	N/A	N/A	N/A	33	S Smith	7.40	10.504	31-Jan-23	33	R Masters	20.2	8.723	27-Jun-17
16	L Smith	N/A	N/A	N/A	34	R Masters	7.57	10.268	27-Jun-17	33	A Thompson	20.2	8.723	31-Jan-23
16	L Williamson	N/A	N/A	N/A	35	S Gray	7.63	10.187	31-Jan-23	35	M Allsopp	20.0	8.636	27-Jun-17
16	M Allsopp	N/A	N/A	N/A	36	R Crossland	7.64	10.174	08-Oct-13	35	M Graham	20.0	8.636	28-Jan-25
16	M Martinez	N/A	N/A	N/A	37	A Thompson	7.74	10.042	31-Jan-23	37	L Williamson	19.7	8.507	22-Oct-19
16	P Barber	N/A	N/A	N/A	37	S Whittaker	7.74	10.042	28-Jan-25	37	D Hughes-Dowd	19.7	8.507	18-Jul-23
16	R Blake	N/A	N/A	N/A	39	L Williamson	7.77	10.004	22-Oct-19	39	C Roythorne	19.5	8.420	08-Oct-13
16	R Crossland	N/A	N/A	N/A	40	K Payne	7.95	9.777	08-Oct-13	40	K Alcock	19.4	8.377	27-Jun-17
16	R Lawson	N/A	N/A	N/A	41	J Litherland	7.99	9.728	08-Oct-13	41	M Martinez	18.4	7.945	22-Oct-19
16	R Masters	N/A	N/A	N/A	42	C Roythorne	8.00	9.716	08-Oct-13	42	S Whittaker	18.2	7.859	28-Jan-25
16	S Smith	N/A	N/A	N/A	43	M Blake	8.22	9.456	28-Jan-25	43	R Lawson	17.5	7.557	27-Jun-17
16	T Hagues	N/A	N/A	N/A	44	L Elmore	8.34	9.102	13-Oct-15	44	J Litherland	17.3	7.470	08-Oct-13
16	R Litherland	N/A	N/A	N/A	45	M Martinez	8.57	9.070	22-Oct-19	45	L Elmore	16.7	7.211	13-Oct-15
16	M Graham	N/A	N/A	N/A	46	R Lawson	8.77	8.883	27-Jun-17	46	P Barber	16.5	7.125	08-Oct-13
16	S Whittaker	N/A	N/A	N/A	47	C Blake	9.06	8.579	28-Jan-25	47	C Stannard	16.3	7.039	13-Oct-15
16	M Dutson	N/A	N/A	N/A	48	T Hagues	9.10	8.541	27-Jun-17	48	T Hagues	15.6	6.736	27-Jun-17
16	C Blake	N/A	N/A	N/A	49	P Barber	9.56	8.130	08-Oct-13	49	C Blake	15.4	6.650	28-Jan-25
16	M Blake	N/A	N/A	N/A	50	C Stannard	9.88	7.867	13-Oct-15	50	M Blake	14.4	6.218	28-Jan-25

Interlagos Junior Best Off Chart 3 - GC

Qualifying					Fastest Laps					Race Laps				
Pos	Junior	Laps	MPH	Date	Pos	Junior	Time	MPH	Date	Pos	Junior	Laps	MPH	Date
1	L Bowles	42.7	9.219	18-Jul-23	1	R Litherland	6.25	12.436	22-Oct-19	1	R Litherland	26.1	11.270	22-Oct-19
2	JJ Hughes-Dowd	41.6	8.982	18-Jul-23	2	A Turnbull	6.37	12.202	27-Jun-17	2	A Turnbull	24.6	10.623	22-Oct-19
3	J Woodhouse	31.6	6.523	18-Jul-23	3	JJ Hughes-Dowd	6.52	11.921	28-Jan-25	3	L Bowles	24.0	10.364	18-Jul-23
4	T Stevenson	28.1	6.067	18-Jul-23	4	L Bowles	6.84	11.364	18-Jul-23	4	JJ Hughes-Dowd	22.7	9.802	28-Jan-25
5	E Woodhouse	21.5	4.642	18-Jul-23	5	L Turnbull	6.95	11.184	22-Oct-19	5	A Hall	22.6	9.759	13-Oct-15
6	A Hall	N/A	N/A	N/A	6	G Reyes-England	7.05	11.025	22-Oct-19	6	L Turnbull	22.4	9.673	22-Oct-19
6	A Turnbull	N/A	N/A	N/A	7	M Litherland	7.07	10.994	13-Oct-15	7	JT Hughes-Dowd	21.0	9.668	28-Jan-25
6	Ca Holland	N/A	N/A	N/A	8	JT Hughes-Dowd	7.11	10.932	28-Jan-25	8	G Reyes-England	20.8	8.982	22-Oct-19
6	D Jackson	N/A	N/A	N/A	9	A Hall	7.43	10.461	13-Oct-15	9	F Holmes	20.6	8.895	13-Oct-15
6	D Paul	N/A	N/A	N/A	10	J Martinez	7.45	10.433	22-Oct-19	10	H Smith	20.4	8.809	31-Jan-23
6	E Doyle	N/A	N/A	N/A	11	H Smith	7.60	10.227	31-Jan-23	11	J Martinez	20.0	8.636	22-Oct-19
6	E Jackson	N/A	N/A	N/A	12	L Brooks	7.65	10.160	13-Oct-15	12	L Brooks	19.9	8.593	13-Oct-15
6	F Holmes	N/A	N/A	N/A	13	F Holmes	7.70	10.094	13-Oct-15	13	M Litherland	19.5	8.420	13-Oct-15
6	G Reyes-England	N/A	N/A	N/A	14	D Paul	7.78	9.991	27-Jun-17	14	E Doyle	18.7	8.075	31-Jan-23
6	H Smith	N/A	N/A	N/A	15	E Doyle	7.81	9.952	31-Jan-23	15	T Stevenson	18.5	7.989	28-Jan-25
6	H Taylor	N/A	N/A	N/A	16	L Whittaker	7.99	9.728	28-Jan-25	16	J Thompson	17.4	7.514	31-Jan-23
6	I Bradley	N/A	N/A	N/A	17	J Elmore	8.13	9.561	13-Oct-15	17	P Martin	16.8	7.255	08-Oct-13
6	J Elmore	N/A	N/A	N/A	18	H Taylor	8.22	9.456	13-Oct-15	18	J Lawson	16.7	7.211	27-Jun-17
6	J Hagues	N/A	N/A	N/A	18	M Blake	8.22	9.456	28-Jan-25	18	J Graham	16.7	7.211	28-Jan-25
6	J Lawson	N/A	N/A	N/A	20	J Thompson	8.25	9.421	31-Jan-23	20	J Woodhouse	16.3	7.039	31-Jan-23
6	J Martinez	N/A	N/A	N/A	21	Ca Holland	8.28	9.387	13-Oct-15	21	Ca Holland	16.2	6.995	13-Oct-15
6	J Perry	N/A	N/A	N/A	22	J Graham	8.33	9.331	28-Jan-25	22	J Elmore	16.0	6.909	13-Oct-15
6	J Thompson	N/A	N/A	N/A	23	T Stevenson	8.39	9.264	28-Jan-25	23	T James	15.9	6.866	13-Oct-15
6	L Brooks	N/A	N/A	N/A	24	E Woodhouse	8.73	8.903	31-Jan-23	24	E Woodhouse	15.7	6.780	28-Jan-25
6	L Turnbull	N/A	N/A	N/A	25	Z Brazell	8.75	8.883	28-Jan-25	25	D Jackson	15.5	6.693	13-Oct-15
6	M Bradley	N/A	N/A	N/A	26	P Martin	8.89	8.743	08-Oct-13	25	D Paul	15.5	6.693	27-Jun-17
6	M Litherland	N/A	N/A	N/A	27	J Woodhouse	8.98	8.656	31-Jan-23	25	Z Brazell	15.5	6.693	28-Jan-25
6	P Martin	N/A	N/A	N/A	28	T James	9.07	8.570	13-Oct-15	25	L Whittaker	15.5	6.693	28-Jan-25
6	R Litherland	N/A	N/A	N/A	29	J Perry	9.12	8.523	13-Oct-15	29	H Taylor	15.4	6.650	13-Oct-15
6	S Bowman	N/A	N/A	N/A	30	D Jackson	9.25	8.403	13-Oct-15	30	M Bradley	15.0	6.477	08-Oct-13
6	S Martinez	N/A	N/A	N/A	31	J Lawson	9.37	8.295	27-Jun-17	31	M Blake	14.4	6.218	28-Jan-25
6	T James	N/A	N/A	N/A	32	M Bradley	9.70	8.013	08-Oct-13	32	J Hagues	14.3	6.175	27-Jun-17
6	JT Hughes-Dowd	N/A	N/A	N/A	33	J Hagues	9.95	7.812	27-Jun-17	33	E Jackson	14.2	6.132	13-Oct-15
6	J Graham	N/A	N/A	N/A	33	S Bowman	9.95	7.812	22-Oct-19	34	I Bradley	13.9	6.002	08-Oct-13
6	Z Brazell	N/A	N/A	N/A	35	E Jackson	10.55	7.368	13-Oct-15	35	S Bowman	13.8	5.959	22-Oct-19
6	L Whittaker	N/A	N/A	N/A	36	I Bradley	10.95	7.098	08-Oct-13	36	J Perry	12.5	5.398	13-Oct-15
6	M Blake	N/A	N/A	N/A	37	S Martinez	12.16	6.392	22-Oct-19	37	S Martinez	9.8	4.232	22-Oct-19

Visit dhorc.co.uk or Find us on **facebook**

Derby HO Racing Club

dhore

TOMY AFX TYCO Carrera DIGITAL

Club Night

R&R

Rules & Regulations 2026

Derby HO Racing Club f
www.dhorc.co.uk

Derby HO Racing Club
www.dhorc.co.uk

Home of HO Le Mans

TOMY AFX TYCO

SmartRa e

Carrera DIGITAL

<https://dhorc.co.uk/wp-content/uploads/2025/12/DHORC-Rules-Regs-2026.pdf>



LEXAN BODY CATALOGUE

Legends

SWB = 38mm (1.5")
between axle centres

LWB = 41mm (1.6")
between axle centres



AC Cobra
Convertible
LWB



Acura NSX
GT3 2017
LWB
30mm Clip



Alfa Romeo 155
Touring Car
LWB
29mm Clip



Alfa Romeo
BTCC
LWB
30mm Clip



Alfa Romeo
TZ3 Corsa
SWB
29mm Clip



Aston Martin
Vantage GT3
LWB



Audi
R8LMS GT3
LWB



Audi S3
BTCC
LWB
27mm Clip



Austin
Mini Cooper
SWB
28mm Clip



Bentley
Continental GT3
LWB
30mm Clip


















BMW
320i Turbo Grp5
SWB
27mm Clip



BMW 1 Series
BTCC
LWB
29mm Clip








































BMW
M1
SWB
30mm Clip
















			
<p>BMW M3 GT2 LWB 27mm Clip</p>	<p>BMW Z4 GT3 LWB</p>	<p>BMW Z8 Convertible LWB 30mm Clip</p>	<p>Bugatti EB110 SWB 32mm Clip</p>
			
<p>Bugatti Veyron LWB 31mm Clip</p>			
			
<p>Chevrolet Nastruck LWB 30mm Clip</p>	<p>Chevron B19 SWB or LWB 29mm Clip</p>	<p>Corvette C5r GT SWB 30mm Clip</p>	<p>Corvette C7r GT 2017 LWB 31mm Clip</p>
			
<p>Corvette C8r GT3 LWB</p>	<p>Corvette Daytona Prototype SWB 30mm Clip</p>	<p>Corvette 1969 Stingray SWB 30mm Clip</p>	
			
<p>Datsun 240Z SWB 27mm Clip</p>	<p>Datsun Fairlady 2000 LWB 26mm Clip</p>	<p>Dodge Challenger LWB 31mm Clip</p>	

			
Ferrari 250 gt Berlinetta Lusso SWB 30mm Clip	Ferrari 250 GTO LWB 29mm Clip	Ferrari 308 GTb LWB 28mm Clip	Ferrari 365 GTb Daytona SWB 28mm Clip
			
Ferrari 488 Gte LWB 29mm Clip	Ferrari 512 LM SWB or LWB 29mm Clip	Ferrari 575 GTc LWB 30mm Clip	Ferrari 612 Can-Am SWB 32mm Clip
			
Ferrari F40 SWB 32mm Clip	Ferrari Testarossa SWB 32mm Clip	Ford Capri SWB 30mm Clip	Ford Escort SWB 29mm Clip
			
Ford Custom Van LWB 30mm Clip	Ford Focus RS BTCC LWB 29mm Clip	Ford 2006 GT LWB 29mm Clip	Ford 2016 GT LWB Body Pins Only
			
Ford GT40 SWB 29mm Clip	Ford 2005 Mustang LWB 27mm Clip		

			
Honda Civic BTCC LWB 28mm Clip	Honda Integra LWB 28mm Clip	Honda S2000 SWB 26mm Clip	
			
Jaguar D Type LWB 30mm Clip	Jaguar XJ 220 LWB 32mm Clip	Jaguar XJR 5 (Grp 44) SWB 32mm Clip	Jaguar XJR 9 (Grp C) SWB or LWB 33mm Clip
			
Jaguar XKR GT3 LWB 30mm Clip			Koenigsegg CCX LWB 30mm Clip
			
Lamborghini Contach SWB 29mm Clip	Lamborghini Huracan GT3 LWB 32mm Clip	Lamborghini Miura Concept LWB 30mm Clip	Lamborghini Miura Jota SWB 28mm Clip
			
Lancia LC2 SWB 31mm Clip	Lotus Elise LWB 27mm Clip	Lotus Espirit LWB	Lotus Europa LWB 31mm Clip

			
Matchbox Hi-Tailer LWB 33mm Clip	Mazda 787b (Grp C) LWB 30mm Clip	Mazda RX7 SWB 27mm Clip	McLaren F1 GTr LWB
			
McLaren MP4 12C GT3 LWB 28mm Clip	Mercedes Gullwing 300SL SWB	Mercedes 300SLR LWB	Mercedes CLK GTB LWB 30mm Clip
			
Mercedes DTM Car LWB 30mm Clip	MG 6GT BTCC LWB 28mm Clip	Mini Mini Cooper LWB 27mm Clip	Morris Minor LWB 27mm Clip
			
Mustang 1967 GT 500 SWB 30mm Clip	Mustang Mach 1 SWB 30mm Clip		
			
Nascar SWB 32mm Clip	Nissan 300ZX SWB 31mm Clip	Nissan March 86G Gtp SWB or LWB 30mm Clip	Nissan R390 GT LWB 32mm Clip

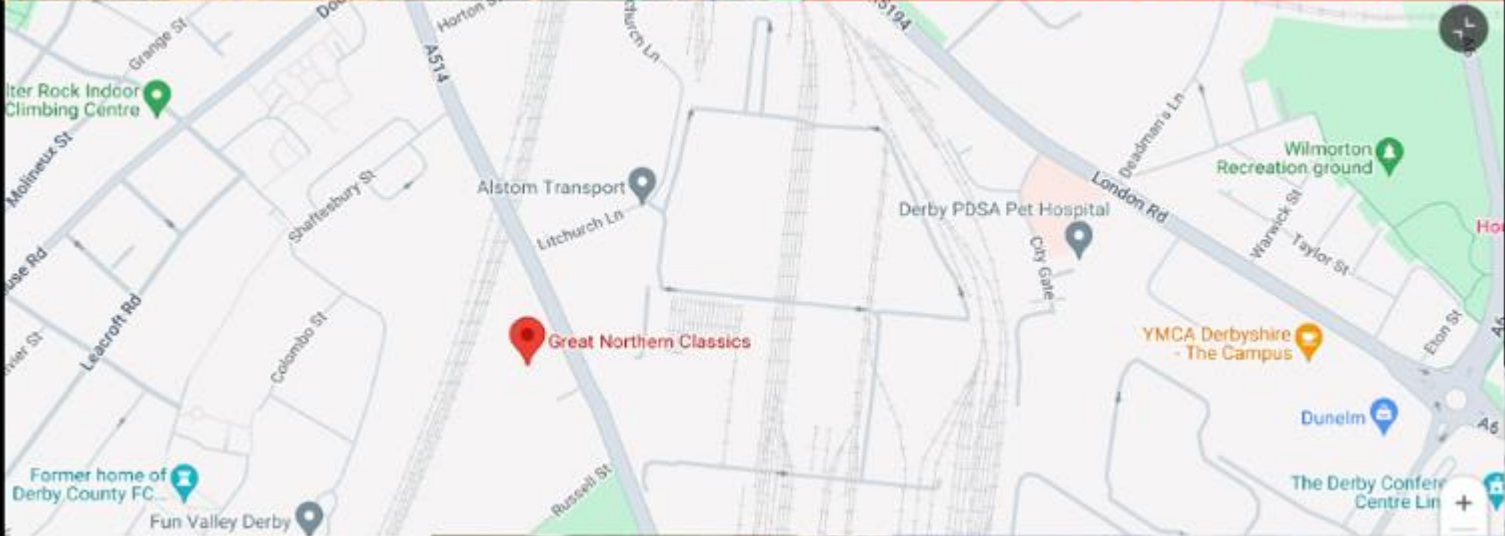
			
Nissan 1989 R89C LWB 32mm Clip	Nissan 1977 Skyline GT-R LWB 27mm Clip	Nissan R32 Skyline SWB 30mm Clip	Nissan Grp C SWB 32mm Clip
			
Pagani Huayra LWB 29mm Clip	Pagini Zonda C12 LWB 30mm Clip	Panoz 1999 LMP-1 LWB 32mm Clip	Peugeot 905 Grp C SWB or LWB 31mm Clip
			
Pontiac 1977 Firebird LWB 30mm Clip	Porsche 908 SWB 29mm Clip	Porsche 910 LWB 32mm Clip	Porsche 911 GT3 SWB 27mm Clip
			
Porsche 911 Turbo RSR GT3 LWB 28mm Clip	Porsche 917 SWB or LWB 31mm Clip	Porsche 934 Turbo RSR SWB 26mm Clip	Porsche 935 Turbo SWB 28mm Clip
			
Porsche 956 Grp C SWB 31mm Clip	Porsche 959 SWB 29mm Clip	Porsche 962 Grp C LWB 32mm Clip	

			
Renault Clio Cup Car LWB 30mm Clip	Renault Clio V6 LWB 29mm Clip	Renault Megane Trophy LWB 30mm Clip	Renault RS01 GT LWB 28mm Clip
			
Saleen S7 LWB	Sauber Mercedes C11 Grp C SWB or LWB 32mm Clip	Shadow MK 11a LWB 31mm Clip	Shelby Cobra Daytona Coupe SWB 31mm Clip
			
Subaru Levorg BTCC LWB 28mm Clip			
			
Toyota 88C-V Grp C SWB or LWB 32mm Clip	Toyota GT-One LWB	Triumph TR7 LWB 28mm Clip	TVR Sagaris LWB
			
Wiesmann GT MF5 SWB or LWB			Zakspeed Grp 5 Capri SWB or LWB 30mm Clip

Where is DHORC?



www.dhorc.co.uk



GREAT NORTHERN CLASSICS



Great Northern Classics
274 – 278 Osmaston Road
Derby DE24 8AE

Nick Sismey
sismey80@hotmail.co.uk
07984339192