

Visit dhorc.co.uk or Find us on **facebook**

Derby HO Racing Club 
www.dhorc.co.uk



Part-2

Race Evening

059

Rounds 04-11

Monza - GT

30/31 Jan 26

DHORC-CD 213

- 01 S White
- 02 S Goodlip
- 03 S Whittaker

Round 04

DHORC-CD 214

- 01 S Goodlip
- 02 T Gray
- 03 S White

Round 05

DHORC-CD 215

- 01 S Goodlip
- S White
- 03 T Gray

Round 06 SR2

DHORC-CD 216

- 01 M Thorpe
- 02 S Goodlip
- V de Oliveira

Round 07

DHORC-CD 217

- 01 V de Oliveira
- 02 S White
- 03 N Sismey

Round 08

DHORC-CD 218

- 01 V de Oliveira
- 02 L Pateman
- 03 S Goodlip/M Thorpe

Round 09 SR3

Sprint Races 

CSL 
cslautomation.co.uk

woodland auto centre

WORKSHOP TOOLS



Steve's Win **1st**

New NASCAR Championship

NASCAR

Round 01

- 01 M Thorpe
- 02 P Rees
- 03 S Whittaker

Round 02

- 01 S Goodlip
- 02 V de Oliveira
- M Thorpe

DHORC-CD 219

- 01 S White
- 02 N Sismey
- 03 T Gray

Round 10

DHORC-CD 220

- 01 S Goodlip
- S Whittaker
- 03 T Gray

Round 11

Official Timing Partner

SmartRa 

This Week: New Member - Prize Giving - JT's Visit - Teams



About:



History and Key Facts

HO Club founded on 7 July 1992

- DHORC: Derby HO Racing Club ("HO" Is The Scale = 1/64th)
- Tenant at Great Northern Classics, open to all!
- Home of world famous international Le Mans 24 Hour race.
- Smaller scale version of Scalextric, once set up works all night!
- Four and Eight lane circuits
- Computerised timing
- Statistics for every meeting and every member since July 1992
- Over 20 race meetings each year
- 50+ circuit designs, up to 567 feet in length
- Eight-lane routed DHORCingham oval
- Two car categories – Tyco open wheel (F1)
 - Tomy SGP, BSRT, VSR enclosed wheel (GC)



Carrera Digital Club 1st race 18 January 2022

- 1/32nd Carrera Digital GT Cars
- 16 Evenings a year, minimum 3x15-minute races per driver per evening.
- 12 circuits
- Full computerised timing and stats through SmartRace App



The Club Nights and Magazine Coverage

HO

- Racing starts between 18:45 and 19:00 hours – Finished by 21:30 hours
- Minimum of four 3-minute qualifying races & up to two Finals (F1 & GC) for each member
- Championship points for all members
- Magazine produced for every meeting covering every member & track statistic

Carrera Digital

- Racing starts at 18:00 – Finished by 22:00 hours
- Magazine produced after each evening
- Championship points for all members
- Rules & regulations booklet covering all the DHORC rules produced each year
- Great family atmosphere, a help-all culture

Membership Fees, Car Costs and Prizes

- Adult £40 and junior (under 16) £20 for HO & Carrera, £50/£25 combined
- Only £50 Total expenditure for two cars HO Cars, £65 one Carrera
- All cars and spares can be bought at club
- Adult, Masters (over 56), Junior (16 & under) HO Championships
- Adult & 70+ Carrera Championships





Editorial 059

Part 2



And so to Part 2 of CD Magazine 059. This part covers all of the Saturday races plus the updated Championships, CD Stats and info about our next race at Mugello.

Nick Sismey



Front Cover: Our newest winner Steve Whittaker

Derby HO Racing Club		Committee...2026		Derby HO Racing Club	
Chairman / Treasurer	Nick Sismey	M 07984 339 192		sismey80@hotmail.co.uk	
Vice Chairman	Phil Rees	M 07912 378 652		dhorcman.p.r@ntlworld.com	
Secretary	Laura Edwards	M 07501 217 254		laurabubbles07@hotmail.co.uk	
CD Spares	Stuart Gray	M 07874 253 955		stuartgray7@btinternet.com	
HO Spares + HO & CD Race Control	Lewis Blacker	M 07713 059 906		lewisjayblacker@outlook.com	
HO Race Control	Dan Hughes-Dowd	M 07568 480 438		dthd1984@gmail.com	
HO Parc Ferme	Reuben Litherland	M 07775 061 685		rj.litherland@yahoo.com	
HO & CD Race Control	Liam Smith	M 07477 698 158		liam-smith-93@hotmail.co.uk	
Carrera Digital	Victor de Oliveira	M 07841 505 860		vic.deo@hotmail.com	
HO Carrera Digital Scrutineer	Angus Smith	M 07591 813 431		angus@angussmith500.plus.com	
HO Carrera Digital Scrutineer	Simon Goodlip	M 07803 551708		simon.goodlip@sky.com	
Carrera Digital	Steve White	M 07859 999 480		wslotcarsteve@gmail.com	

THIS MAGAZINE IS PUBLISHED AND COPYRIGHT 2026 BY DHORC, AND NO PORTION MAY BE REPRODUCED OR TRANSMITTED WITHOUT WRITTEN PERMISSION, AND MAY CONTAIN ARTICLES AND GRAPHICS REPRINTED WITH THE PERMISSION OF THE ORIGINAL COPYRIGHT HOLDER, WHO RETAINS ALL RIGHTS

Contents.....059 Part 2

Page Details

003 Editorial

004 Contents

005 Race Report – Monza GT – 31 January 2026 - Round 07

013 Race Report – Monza GT – 31 January 2026 - Round 08

017 Race Report – Monza GT – 31 January 2026 - Round 09 - Sprint Race 03

022 Race Report – Monza GT – 31 January 2026 - Round 10

029 Race Report – Monza NASAR Cup – 31 January 2026 - Round 02

032 Race Report – Monza GT – 31 January 2026 - Round 11

040 Best Results at Monza

044 Championship Tables

054 Members' Statistics

061 Next Circuit - Mugello – 10 February 2026 - Rounds 12 to 14

065 Rules & Regulations 2026


066 Razorlite Spares



	2022	2023	2024	2025	2026	2022 - 2026
Club Nights	33	44	63	69	11	220
Average Att	18	24	22	26	28	24
Laps	40,497.6	69,152.3	89,128.9	93,478.7	13,882.0	306,139.5
Feet	5,075,414	8,489,973	12,593,072	13,734,688	2,447,820	42,329,366
Miles	969	1,621	2,402	2,619	466	8,075



Race Report



Monza



Round 07



31st January 2026



Martin became our fifth winner of 2026, winning Round 7

Monza Carrera Digital Saturday 31Jan26

10am to 1pm Race Groups - Issue 2

Grp	Competitor	Rank	Grp	Competitor	Rank
-----	------------	------	-----	------------	------

A		
A1	S Goodlip (ER-1)	2.444
A2	S White	3.370
A3	N Sismey (ER-1)	4.593
A4	V de Oliveira (SR-1)	4.963
A5	K Spink	5.370
A6		

D		
D1	P Rees	15.222
D2	A Staniec	15.519
D3	C Blake	16.042
D4	J Borges	16.074
D5	R Booth	17.000
D6		

B		
B1	A Smith	6.481
B2	L Pateman	9.815
B3	T Gray (ER-1)	9.852
B4	M Thorpe	10.222
B5	L Smith	11.519
B6		

E		
E1	N Jarram	17.444
E2	D Kalyan	17.852
E3	M Dutson	21.481
E4	S Rankin	21.741
E5	A Mason	New
E6		

C		
C1	T Mullen	13.704
C2	S Gray	13.704
C3	B Whitehouse	14.593
C4	G Ng	14.741
C5	A Mitro	15.037
C6		

Unavailable		
U1	S Bradley	8.630
U2	C Cooper	9.667
U3	L Blacker	11.667
U4	JJ Hughes-Dowd	13.444
U5	C Hawes	14.926
U6	L Hobson	17.296
U7	D Hughes-Dowd	15.593
U8	J Bowles	15.852
U9	D Edwards	17.148
U10	J Woodhouse	17.296
U11	A Woodhouse	18.333
U12	J Wardle	19.704
U13	J Kalyan	21.037
U14	D Trantom	22.778
U15	L Edwards	25.926
U16	S Whittaker	10.074
U17	T Whittaker	11.222

Key: Terry averaged 17.667 in last race, Stuart 20.333, so Terry C1



Nick Jarram, chatting to Phil at Race Control, joined us for the five Saturday races, his first visit to Monza. 14th was his best result on the banking in his first race. He will be watching cars going round a real banking soon at the Daytona 500 in Florida!



Martin kicks off Saturday with victory



Martin Thorpe was the first one up to speed on Saturday morning taking his first win of the year and with it a new laps record for a 15-minute Endurance Race at Monza. His bright yellow Corvette completed 60.7 laps at the flag beating **Simon Goodlip's** record from two years ago, 59.9 laps set on 19Jan24 during our first Temple of Speed event. This was Martin's sixth career win, his last being at Suzuka on 25Oct25 and gave him his first Group B win of the weekend.

Round 07
Monza - 
31 January 2026

dhorc **Carrera DIGITAL 132**

2nd
Simon Goodlip / Victor de Oliveira

1st
Martin Thorpe

The Saturday morning session saw 25 racers on the grid. While we lost a few from Friday night we added five others. Weekend racer **Gabriel Ng** ran in his first race of the year while **Nick Jarram**, **Anthony Mitro**, **Lee Pateman** and **Simon Rankin** joined us for their first run at Monza this year. In addition we welcomed new Member **Andy Mason** running his first Carrera Digital race at DHORC. He would finish a creditable 20th. We also reduced the 25% extra fuel usage lap time for Saturday by a second compared to Friday night as everyone was lapping so much faster, reducing it to 13.200 seconds.



Weekend racer Gabriel Ng enjoyed his first trip to Monza with a best of 21st, twice.

Carrying a two lap penalty Simon would have won by 0.9 laps however the penalty system saw him take second 1.1 laps back, which means he retains his two lap penalty to go with Martin's one for Round 08. Simon also took a record 76th (6th) Pole, his fourth in a row.

dhrc Carrera DIGITAL 132 Monza Carrera Digital Race 07 - 31 January 2026 SmartRace																				
Qualifying			Final Position				Fastest Lap				Final Points			Group Points						
Pos	Competitor	Time MPH	Pos	Grp	Fin	Competitor	Laps	Pts	Pos	Grp	Competitor	Time	MPH	Pts	Pos	Competitor	Pts	Pos	Competitor	Pts
1	S Goodlip	11.673 11.458	1	B4	B1	M Thorpe	60.7	40	1	A4	V de Oliveira	11.544	11.586	5	1	M Thorpe	40	1	M Thorpe	9
2	S White	11.744 11.389	2	A1	A1	S Goodlip (ER-2)	59.6	33	2	A1	S Goodlip	11.814	11.321	4	2	V de Oliveira	38	1	V de Oliveira	9
3	V de Oliveira	11.888 11.251	2	A4	A1	V de Oliveira	59.6	33	3	A2	S White	11.938	11.204	3	3	S Goodlip (ER-2)	37	3	R Booth	8
4	K Spink	12.691 10.539	4	B1	B2	A Smith	58.7	26	4	A5	K Spink	12.734	10.503	2	4	A Smith	28	3	B Whitehouse	8
5	A Smith	12.847 10.411	5	B5	B3	L Smith	57.6	24	5	B3	T Gray	12.742	10.497	1	5	L Smith	24	5	D Kalyan	7
6	T Gray	12.911 10.359	6	C3	C1	B Whitehouse	56.9	22	6	B4	M Thorpe	12.929	10.345		6	B Whitehouse	22	6	S Goodlip (ER-2)	6
7	P Rees	13.452 9.943	7	D1	D1	P Rees	56.6	21	7	B1	A Smith	12.995	10.292		7	P Rees	21	6	P Rees	6
8	N Slamey	13.479 9.923	8	E2	E1	D Kalyan	55.7	20	8	D4	J Borges	13.286	10.067		8	D Kalyan	20	6	L Smith	6
9	L Smith	13.621 9.819	9	A3	A3	N Slamey	55.5	19	9	D1	P Rees	13.425	9.963		9	N Slamey	19	6	A Mason	6
10	L Pateman	13.658 9.793	10	B3	B4	T Gray	55.4	18	10	C3	B Whitehouse	13.455	9.941		9	T Gray	18	10	T Mullen	5
11	M Thorpe	13.768 9.715	11	A5	A4	K Spink	55.2	17	11	B5	L Smith	13.490	9.915		9	K Spink	17	10	A Smith	5
12	T Mullen	14.153 9.490	12	C1	C2	T Mullen	54.5	16	12	C1	T Mullen	13.588	9.843		12	T Mullen	16	10	N Jarram	5
13	M Dutton	14.381 9.300	13	D5	D2	R Booth	54.0	15	13	B2	L Pateman	13.658	9.793		13	R Booth	15	13	C Blake	4
14	S Gray	14.667 9.119	14	E1	E2	N Jarram	52.6	14	14	D3	C Blake	13.781	9.705		14	N Jarram	14	13	S Gray	4
15	J Borges	14.759 9.062	15	D3	D3	C Blake	51.5	13	15	E2	D Kalyan	13.970	9.574		15	C Blake	13	13	A Mitro	4
16	D Kalyan	14.890 8.983	16	D4	D4	J Borges	50.8	12	16	E1	N Jarram	14.073	9.393		16	J Borges	12	13	N Slamey	4
17	B Whitehouse	14.941 8.952	17	C2	C3	S Gray	50.6	11	17	A3	N Slamey	14.240	9.394		16	S White (ER-1)	12	13	K Spink	4
18	R Booth	14.957 8.942	18	C5	C4	A Mitro	48.5	10	17	C5	A Mitro	14.240	9.393		18	S Gray	11	18	J Borges	3
19	S Rankin	15.200 8.799	19	A2	A5	S White (ER-1)	48.3	9	19	D5	R Booth	14.299	9.354		19	A Mitro	10	18	S Rankin	3
20	C Blake	15.228 8.783	20	E5	E3	A Mason	46.8	8	20	E3	M Dutton	14.647	9.132		20	A Mason	8	16	T Gray	3
21	A Staniec	15.477 8.642	21	E4	E4	S Rankin	46.7	7	21	D2	A Staniec	14.759	9.062		21	S Rankin	7	21	S White (ER-1)	2
22	A Mason	DNQ	DNQ	E3	E5	M Dutton	45.3	6	22	C2	S Gray	15.249	8.771		22	M Dutton	6	21	M Dutton	2
22	A Mitro	DNQ	DNQ	C4	C5	G Ng	41.8	5	23	C4	G Ng	15.300	8.742		23	G Ng	5	21	L Pateman	2
22	G Ng	DNQ	DNQ	D2	D5	A Staniec	41.8	5	24	E4	S Rankin	15.558	8.597		23	A Staniec	5	21	A Staniec	2
22	N Jarram	DNQ	DNQ	B2	B5	L Pateman	24.3	3	25	E5	A Mason	15.975	8.372		25	L Pateman	3	21	G Ng	2

Victor de Oliveira was back! A good night's sleep had clearly cleared his head as he matched Simon on 59.6 laps and together with this set a new fastest lap record of 11.544 seconds, beating Simon's 11.606 from the previous night. His first fastest lap of the year took him to a record 72nd. It was Simon's third straight Group A win of the weekend, and fifth of the year with Victor's first Group A win of 2026 having won Group F when he won the first Sprint Race at Sonoma.

As well as having three Group winners in the top three we had three more between sixth and eighth. First up was a very pleased **Bill Whitehouse** and his Porsche 911 taking the C, his first Group win since Suzuka on 25Oct25. Three tenths behind Bill came **Phil Rees** who had dropped to the D from the C on Friday night, taking his third Group win of the weekend with **Daniel Kalyan's** Audi R8 just under a lap behind Phil's Mustang, victorious in the E.

Lee and his Audi R8 made it six different Wooden Spoon winners in 2026. He'll be back





Saturday morning Group E – Andy Mason, Simon Rankin, Macaully, Daniel & Nick




Group D – Richard, José, Colin, Andrew & Phil




Group C – Anthony Mitro, Gabriel, Bill, Stuart & Terry



Group B – Liam, Martin, Tom, Lee Pateman & Angus



Race Report



Monza



Round 08



31st January 2026



Tidying up his dropped pit box, Victor's weekend improved with the Round 8 win!



SmartRace never missed a beat all weekend!



Victor recovers his mojo!

Victor de Oliveira thought Saturday morning would go the same way as Friday night when he picked up his pit box (Page 14) and everything fell out! However second equal in Round 7 with a new fastest lap spurred him onto greater things in Round 8. Our reigning Champion took his first Endurance Race win of the year, although it was just 0.2 laps ahead of double Friday night winner **Steve White** who had dropped his lap penalty thanks to coming 19th in the first 15-minute race at Monza on Saturday. Both beat **Martin Thorpe's** new laps record of 60.7, only set in the previous round with Victor on 62.8 and Steve on 62.6. This was Victor's record 56th win after taking back-to-back Poles, his 65th. Victor also increased his record number of fastest laps with his 73rd.

Nick Sismey and his Gulf Porsche 911 would make it three Group A racers in the top three, 3.2 laps back, while both **Simon Goodlip** and Martin (with his second Group B win of the weekend), sharing fourth, would have taken third and fourth pushing Nick down to fifth were they not carrying a two and one lap penalty respectively. At least Simon loses one lap going into the next Endurance Race and Martin goes to zero penalties.

Phil Rees took back-to-back Group D wins, his fourth Group win of the weekend, in 10th while **Daniel Kalyan** celebrated his 200th race start with back-to-back Group E wins, four tenths behind Phil in 11th. **Gabriel Ng** and his Audi R8 would make it seven different Wooden Spoon winners from eight starts in 2026

 	 	 
2nd Steve White	1st Victor de Oliveira	3rd Nick Sismey

dharc Carrera DIGITAL 132 Monza Carrera Digital Race 08 - 31 January 2026												SmartRa										
Qualifying				Final Position				Fastest Lap				Final Points		Group Points								
Pos	Competitor	Time	MPH	Pos	Grp	Fin	Pts	Competitor	Laps	Pts	Pos	Grp	Competitor	Time	MPH	Pts	Pos	Competitor	Pts	Pos	Competitor	Pts
1	V de Oliveira	11.544	11.586	1	A4	A1	9	V de Oliveira	62.8	40	1	A4	V de Oliveira	11.602	11.528	5	1	V de Oliveira	45	1	V de Oliveira	9
2	S White	11.673	11.458	2	A2	A2	5	S White	62.6	33	2	A2	S White	11.875	11.263	4	2	S White	37	1	M Thorpe (ER-1)	9
3	S Goodlip	11.744	11.389	3	A3	A3	4	N Sismey	59.4	29	3	A1	S Goodlip (ER-2)	11.951	11.191	3	3	N Sismey	29	3	R Booth	8
4	K Spink	12.734	10.503	4	A1	A4	3	S Goodlip (ER-2)	58.8	26	4	A5	K Spink	12.637	10.584	2	3	S Goodlip (ER-2)	29	3	B Whitehouse	8
5	T Gray	12.742	10.497	4	B4	B1	9	M Thorpe (ER-1)	58.6	26	5	B3	T Gray	12.848	10.410	1	5	M Thorpe (ER-1)	26	5	D Kalyan	7
6	A Smith	12.847	10.411	6	B1	B2	5	A Smith	58.5	22	6	B2	L Pateman	12.919	10.353	6	6	A Smith	22	6	P Rees	6
7	M Thorpe	12.929	10.345	7	B3	B3	4	T Gray	58.3	21	7	B4	M Thorpe (ER-1)	12.971	10.311	6	7	T Gray	22	7	T Mullen	5
8	N Sismey	13.250	10.094	8	A5	A5	2	K Spink	58.1	20	8	A3	N Sismey	13.159	10.164	6	8	K Spink	22	7	S White	5
9	J Borges	13.286	10.067	9	B5	B4	4	L Smith	57.8	19	8	B6	T Mullen	13.159	10.164	9	9	L Smith	19	7	N Jarram	5
10	P Rees	13.425	9.963	10	D1	D1	6	P Rees	57.6	18	10	B1	A Smith	13.215	10.121	10	10	P Rees	18	7	S Rankin	5
11	B Whitehouse	13.455	9.941	11	E2	E1	7	D Kalyan	57.2	17	11	C5	P Rees	13.429	9.960	11	11	D Kalyan	17	7	A Smith	5
12	L Smith	13.479	9.923	12	D5	D2	8	R Booth	55.8	16	12	D4	J Borges	13.446	9.947	12	12	R Booth	16	12	T Gray	4
13	T Mullen	13.588	9.843	13	C3	C1	8	B Whitehouse	55.6	15	13	E2	D Kalyan	13.474	9.926	13	13	B Whitehouse	15	12	L Smith	4
14	L Pateman	13.658	9.793	14	B2	B5	2	L Pateman	54.9	14	14	C6	C Blake	13.646	9.801	14	14	L Pateman	14	12	N Sismey	4
15	C Blake	13.781	9.705	15	C1	C2	5	T Mullen	53.3	13	15	E1	N Jarram	13.657	9.793	15	15	T Mullen	13	12	A Stanlec	4
16	D Kalyan	13.970	9.574	16	D2	D3	4	A Stanlec	53.0	12	16	B5	L Smith	13.677	9.779	16	16	A Stanlec	12	12	S Gray	4
17	N Jarram	14.073	9.504	17	D2	C3	4	S Gray	51.7	11	17	C6	A Stanlec	13.825	9.574	17	17	S Gray	11	12	A Mitro	4
18	A Mitro	14.240	9.393	18	C4	D4	3	J Borges	51.5	10	18	C1	B Whitehouse	13.931	9.501	18	18	J Borges	10	18	S Goodlip (ER-2)	3
19	R Booth	14.299	9.354	19	C5	C4	4	A Mitro	51.1	9	19	D5	R Booth	14.064	9.510	19	19	A Mitro	9	18	J Borges	3
20	M Dutton	14.647	9.132	19	E1	E2	5	N Jarram	51.1	8	20	E3	M Dutton	14.102	9.484	20	20	N Jarram	8	18	M Dutton	3
21	A Stanlec	14.759	9.062	21	D3	D5	2	C Blake	50.9	7	21	C3	A Mitro	14.162	9.444	21	21	C Blake	7	21	L Pateman	2
22	S Rankin	15.200	8.799	22	E4	E3	5	S Rankin	48.8	6	22	C2	G Ng	14.505	9.221	22	22	S Rankin	6	21	K Spink	2
23	S Gray	15.249	8.771	23	E3	E4	3	M Dutton	48.4	5	23	B6	S Gray	14.857	9.002	23	23	M Dutton	5	21	C Blake	2
24	G Ng	15.300	8.742	24	E5	E5	2	A Mason	47.2	4	24	E5	A Mason	14.960	8.940	24	24	A Mason	4	21	A Mason	2
25	A Mason	15.975	8.372	25	C4	C5	2	G Ng	40.8	3	25	E4	S Rankin	15.371	8.701	25	25	G Ng	3	21	G Ng	2



The calm before the storm!

Sprint Races



Race Report



Monza (SR02)



Round 09



31st January 2026



Victor made it two from two with the Round 8 Sprint Race win as well, chatting to Kev



Colin seemed to wear a different bucket hat for each race, taking a best of 10th in his first Monza, while it was Liam's third visit, taking a best of 5th



Victor takes 2nd Sprint Race win of '26



Victor de Oliveira's morning got even better with back-to-back wins and his second Sprint Race victory of the year taking, him to a record 57th (3rd) win ahead of consecutive Poles, increasing his front row starts to 66 (3). His 24.4 laps in 5-minutes beat **Simon Goodlip's** and **Steve White's** 22.9 from Friday night. During that 24.4 laps he also set his third straight fastest lap leaving him on a record 74 to date.

Derby HO Racing Club
dharc
SmartRace
Carrera DIGITAL

Round 09 SR03

Carrera
DIGITAL 132

Monza -

31 January 2026

2nd
Lee Pateman

1st
Victor de Oliveira

3rd
Simon Goodlip / Martin Thorpe

Both Victor and **Lee Pateman** had taken Wooden Spoons at Monza, but Lee's lot also improved immeasurably here taking second and the Group B win two laps back with Simon and **Martin Thorpe** three tenths back in third, Simon still carrying a one lap penalty from his Friday night victory that without would have placed him second! Our other one lap penalty carrier, Steve, found himself



Richard extended his lead in the 70+ Group Challenge despite missing the afternoon races.

in 11th, so he loses it for the next Sprint Race. Incredibly the field is so close that without the penalty he would have been fourth, with Simon in second, the latter keeping his penalty for the next race.

Monza Carrera Digital Round 09 Sprint Race 03 - 31 January 2026																							
Qualifying					Final Position					Fastest Lap													
Pos	Competitor	Time	MPH		Pos	Grp	Fin	Pts	Competitor	Laps	Pts	Pos	Grp	Competitor	Time	MPH	Pts	Pos	Competitor	Pts	Pos	Competitor	Pts
1	V de Oliveira	11.544	11.586		1	A4	A1	4.5	V de Oliveira	24.4	20.0	1	A4	V de Oliveira	11.754	11.379	2.5	1	V de Oliveira	22.5	1	V de Oliveira	4.5
2	S Goodlip	11.814	11.321		2	B2	B1	3.5	L Pateman	22.4	16.5	2	A1	S Goodlip (SR-1)	11.963	11.180	7.0	2	L Pateman	17.5	2	L Pateman	3.5
3	S White	11.875	11.263		3	A1	A2	2.5	S Goodlip (SR-1)	22.1	14.5	3	A2	S White (SR-1)	12.297	10.877	1.5	3	S Goodlip (SR-1)	16.5	2	M Thorpe	3.5
4	K Spink	12.637	10.584		3	B4	B2	3.5	M Thorpe	22.1	14.5	4	B2	L Pateman	12.504	10.697	1.0	4	M Thorpe	14.5	2	D Kalyan	3.5
5	T Gray	12.742	10.497		5	B1	B3	2.0	A Smith	21.8	12.0	5	A5	K Spink	12.841	10.416	0.5	5	A Smith	12.0	5	P Rees	3.0
6	L Pateman	12.919	10.353		6	A5	A3	3.0	K Spink	21.5	11.0	6	B4	M Thorpe	12.948	10.330		6	K Spink	11.5	5	K Spink	3.0
7	M Thorpe	12.929	10.345		6	E2	E1	3.5	D Kalyan	21.5	11.0	7	B1	A Smith	13.119	10.195		7	D Kalyan	11.0	5	T Mullen	3.0
8	A Smith	12.995	10.292		8	A3	A4	1.5	N Sismey	21.3	10.0	8	A3	N Sismey	13.342	10.025		8	N Sismey	10.0	5	A Mitro	3.0
9	N Sismey	13.159	10.164		8	B3	B4	1.5	T Gray	21.3	10.0	9	D1	P Rees	13.367	10.006		8	T Gray	10.0	5	B Whitehouse	3.0
9	T Mullen	13.159	10.164		8	D1	D1	3.0	P Rees	21.3	10.0	10	D3	C Blake	13.440	9.952		8	P Rees	10.0	5	R Booth	3.0
11	J Borges	13.286	10.067		11	A2	A5	1.0	S White (SR-1)	21.2	8.5	11	D3	T Gray	13.493	9.913		11	S White (SR-1)	9.0	5	C Blake	3.0
12	P Rees	13.425	9.963		12	C1	C1	3.0	T Mullen	21.1	8.0	12	E2	D Kalyan	13.584	9.846		12	T Mullen	8.0	12	S Goodlip (SR-1)	2.5
13	B Whitehouse	13.455	9.941		13	B5	B5	1.0	L Smith	20.6	7.5	13	C1	T Mullen	13.607	9.829		13	L Smith	7.5	12	N Jarram	2.5
14	D Kalyan	13.474	9.926		14	D3	D2	3.0	C Blake	20.5	7.0	14	E1	N Jarram	13.687	9.772		14	C Blake	7.0	14	A Smith	2.0
15	L Smith	13.490	9.915		15	C3	C2	3.0	B Whitehouse	20.4	6.5	15	D5	R Booth	13.780	9.706		15	B Whitehouse	6.5	14	M Dutson	2.0
16	C Blake	13.646	9.891		16	D5	D3	3.0	R Booth	20.2	6.0	16	D4	J Borges	13.882	9.635		16	R Booth	6.0	14	A Mason	2.0
17	N Jarram	13.657	9.793		17	C5	C3	3.0	A Mitro	19.8	5.5	17	D2	A Staniec	13.977	9.569		17	A Mitro	5.5	17	T Gray	1.5
18	A Staniec	13.825	9.674		18	D2	D4	1.5	A Staniec	19.7	5.0	18	C4	G Ng	14.017	9.542		18	A Staniec	5.0	17	N Sismey	1.5
19	R Booth	14.064	9.510		19	E1	E2	2.5	N Jarram	19.1	4.5	19	B5	L Smith	14.031	9.532		19	N Jarram	4.5	17	A Staniec	1.5
20	M Dutson	14.192	9.454		20	D4	D5	1.0	J Borges	19.0	4.0	20	C3	B Whitehouse	14.213	9.410		20	J Borges	4.0	17	G Ng	1.5
21	A Mitro	14.182	9.444		21	C4	C4	1.5	G Ng	18.8	3.5	21	E3	M Dutson	14.348	9.322		21	G Ng	3.5	21	S White (SR-1)	1.0
22	G Ng	14.595	9.221		22	E3	E3	2.0	M Dutson	18.5	3.0	22	C5	A Mitro	14.786	9.046		22	M Dutson	3.0	21	L Smith	1.0
23	S Gray	14.657	9.002		23	E5	E4	2.0	A Mason	18.0	2.5	23	E4	S Rankin	14.970	8.935		23	A Mason	2.5	21	J Borges	1.0
24	A Mason	14.960	8.940		24	C2	C5	1.0	S Gray	17.7	2.0	24	E5	A Mason	15.085	8.866		24	S Gray	2.0	21	S Gray	1.0
25	S Rankin	15.371	8.701		25	E4	E5	1.0	S Rankin	17.1	1.5	25	C2	S Gray	15.363	8.706		25	S Rankin	1.5	21	S Rankin	1.0


Daniel Kalyan took his third straight Group E win, sharing sixth, in what would be his best finish of the weekend, with third in the A **Kev Spink**. **Phil Rees** took his third consecutive Group D win and fifth Group win of the weekend in eighth, sharing 21.3 laps with **Nick Sismey** in A4 and **Tom Gray** in B4. **Terry Mullen** took his second Group C win of the weekend in 12th with **Simon Rankin's** yellow Lamborghini being our eighth Wooden Spoon finisher of the year.

Simon takes the lead in the Championship from Steve, after their joint Round 2 victory. Reigning Sprint Race Champion Victor had led after winning Round 1 at Sonoma but had a mare at Round 2, however his second victory of the year in Round 3 moves him up to third.


Richard Booth concluded his racing at Monza at the end of the morning, finishing on 55 Group points in the 70+ Group Challenge, no less than 29 points ahead of his nearest rival, so he would continue to lead the Championship going into Mugello with only two more Monza races that afternoon.



Stuart, Tom and Simon shooting the breeze



Race Report



Monza



Round 10



31st January 2026



Dan Hughes-Dowd was our 34th racer of the weekend at Monza just running in Round 10, finishing in 13th while Macaully ran in all eight Club Nights taking a best of 22nd four times. He also ensured we kept the results service up to date all weekend.

Monza Carrera Digital Saturday 31Jan26

1:30pm to 4pm Race Groups - Issue 2

Grp **Competitor** **Rank**

Grp **Competitor** **Rank**

A

A1	S Goodlip (ER-1)	2.444
A2	S White	3.370
A3	N Sismey (ER-1)	4.593
A4	V de Oliveira (SR-1)	4.963
A5	K Spink	5.370
A6	A Smith	6.481

D

D1	P Rees	15.222
D2	A Staniec	15.519
D3	D Hughes-Dowd	15.593
D4	C Blake	16.042
D5	J Borges	16.074
D6		

B

B1	L Pateman	9.815
B2	T Gray (ER-1)	9.852
B3	S Whittaker	10.074
B4	M Thorpe	10.222
B5	T Whittaker	11.222
B6	L Smith	11.519

E

E1	N Jarram	17.444
E2	D Kalyan	17.852
E3	M Dutson	21.481
E4	S Rankin	21.741
E5	A Mason	New
E6		

C

C1	T Mullen	13.704
C2	S Gray	13.704
C3	B Whitehouse	14.593
C4	G Ng	14.741
C5	A Mitro	15.037
C6		

Unavailable


U1	S Bradley	8.630
U2	C Cooper	9.667
U3	L Blacker	11.667
U4	JJ Hughes-Dowd	13.444
U5	C Hawes	14.926
U6	J Bowles	15.852
U7	R Booth	17.000
U8	D Edwards	17.148
U9	L Hobson	17.296
U10	J Woodhouse	17.296
U11	A Woodhouse	18.333
U12	J Wardle	19.704
U13	J Kalyan	21.037
U14	D Trantom	22.778
U15	L Edwards	25.926

Key: Terry averaged 17.667 in last race, Stuart 20.333, so Terry C1

Afternoon's tweaked Groups



Group A – Angus, Kev, Victor, Nick, Steve & Simon



Group B – Liam, Ted, Martin, Steve, Tom & Lee



Group D for Round 10 only – José, Colin, Dan (plus Liam!), Andrew & Phil





Steve takes his 3rd Porsche win of the year!



Steve White hit the top step of the podium at Monza and in 2026 for the third time here beating **Victor de Oliveira's** Round 8 record of 62.8 laps with 63.2 this time to take his career win tally to 22. With his Porsche 911 absolutely flying he also reduced Victor's Round 7 fastest lap record of 11.544 seconds down to 11.409 secs, Steve's second fastest lap of 2026 and 11th of his career at DHORC-CD. With his one lap penalty Victor would finish in fourth whereas he would have taken second. With it he took three straight Poles, his fourth of 2026 and 67 from 140 starts and now loses his one lap penalty going into the last GT race of the weekend.

2nd Nick Sismey	1st Steve White	3rd Tom Gray



Andrew & Kev enjoying their weekend

For the afternoon session we lost Richard Booth, but **Steve Whittaker** and **Ted Whittaker** were back. **Dan Hughes-Dowd** had also brought over former Member and son JT Hughes-Dowd who was on a break from training with the Navy to see us all. Dan had his Lamborghini with him, so took the grid, just for this race up to 27 starters.

dh.rc Carrera DIGITAL 132 Monza Carrera Digital Race 10 - 31 January 2026 SmartRace																						
Qualifying				Final Position				Fastest Lap				Final Points				Group Points						
Pos	Competitor	Time	MPH	Pos	Grp	Fltn	Pts	Competitor	Laps	Pts	Pos	Grp	Competitor	Time	MPH	Pts	Pos	Competitor	Pts	Pos	Competitor	Pts
1	V de Oliveira	11.602	11.528	1	A2	A1	7	S White	63.2	40	1	A2	S White	11.409	11.723	5	1	S White	45	1	B Whitehouse	8
2	S White	11.875	11.263	2	A3	A2	6	N Sismey	59.8	33	2	A5	V de Oliveira	11.610	11.520	4	2	N Sismey	33	2	S White	7
3	S Goodlip	11.951	11.191	3	B2	B1	7	T Gray	59.6	29	3	B5	T Whittaker	12.464	10.731	3	3	V de Oliveira (ER-1)	30	2	M Thorpe	7
4	L Pateman	12.504	10.697	4	A4	A3	5	V de Oliveira (ER-1)	59.5	26	4	B1	L Pateman	12.470	10.726	2	4	T Gray	29	2	T Gray	7
5	K Spink	12.637	10.584	5	B4	B2	7	M Thorpe	59.4	24	5	A1	S Goodlip	12.498	10.709	1	5	M Thorpe	24	2	D Kalyan	7
6	T Gray	12.843	10.410	6	B3	B3	4	S Whittaker	59.3	22	6	B3	S Whittaker	12.531	10.673	6	6	S Whittaker	22	6	N Sismey	6
7	M Thorpe	12.948	10.330	7	A1	A4	3	S Goodlip (ER-1)	59.1	21	7	A3	N Sismey	12.733	10.504	6	6	S Goodlip (ER-1)	22	6	D Hughes-Dowd	6
8	A Smith	13.119	10.195	8	D1	D1	6	P Rees	57.7	20	8	B2	T Gray	12.805	10.445	8	8	P Rees	20	6	P Rees	6
9	N Sismey	13.159	10.164	9	A5	A5	2	K Spink	57.3	19	9	A5	K Spink	13.001	10.288	9	9	K Spink	19	6	M Dutton	6
9	T Mullen	13.159	10.164	10	A6	A6	1	A Smith	57.0	18	10	B4	M Thorpe	13.082	10.240	10	10	A Smith	18	10	L Smith	5
11	S Whittaker	13.166	10.159	11	C3	C1	8	B Whitehouse	56.9	17	11	A6	A Smith	13.257	10.089	11	11	B Whitehouse	17	10	T Mullen	5
12	T Whittaker	13.206	10.128	12	B6	B4	5	L Smith	56.7	16	12	C5	A Mitro	13.318	10.043	12	12	L Smith	16	10	S Rankin	5
13	P Rees	13.367	10.006	13	C1	C2	6	T Mullen	56.5	15	13	C1	T Mullen	13.463	9.935	13	13	T Mullen	15	10	V de Oliveira (ER-1)	5
14	C Blake	13.440	9.952	13	D3	D2	6	D Hughes-Dowd	55.5	14	14	D5	J Borges	13.496	9.910	13	13	D Hughes-Dowd	14	14	A Staniec	4
15	J Borges	13.446	9.947	15	D2	D3	4	A Staniec	55.8	13	15	D1	P Rees	13.543	9.876	15	15	L Pateman	14	14	S Whittaker	4
16	D Kalyan	13.474	9.926	16	B1	B5	2	L Pateman	55.3	12	16	E2	D Kalyan	13.673	9.782	16	16	A Staniec	13	14	S Gray	4
17	N Jarram	13.657	9.793	17	C2	C3	4	S Gray	54.6	11	17	C3	B Whitehouse	13.763	9.718	17	17	T Whittaker	12	14	A Mitro	4
18	L Smith	13.677	9.779	17	E2	E1	7	D Kalyan	54.6	11	18	D3	D Hughes-Dowd	13.779	9.707	18	18	S Gray	11	18	C Blake	4
19	A Staniec	13.825	9.674	19	B5	B6	1	T Whittaker	54.3	9	19	B6	L Smith	13.783	9.704	18	18	D Kalyan	11	18	S Goodlip (ER-1)	3
20	B Whitehouse	13.931	9.601	20	D4	D4	3	C Blake	53.0	8	20	D2	A Staniec	13.853	9.655	20	20	C Blake	8	18	N Jarram	3
21	G Ng	14.017	9.542	21	D5	D5	2	J Borges	52.9	7	21	C2	S Gray	13.928	9.603	21	21	J Borges	7	21	K Spink	2
22	M Dutton	14.102	9.484	22	E3	E2	6	M Dutton	52.5	6	22	D4	C Blake	13.990	9.560	22	22	M Dutton	6	21	L Pateman	2
23	A Mitro	14.162	9.444	23	E4	E3	5	S Rankin	50.6	5	23	E3	M Dutton	14.263	9.377	23	23	S Rankin	5	21	J Borges	2
24	D Hughes-Dowd	14.571	9.179	24	C5	C4	4	A Mitro	49.9	4	24	C4	G Ng	14.519	9.212	24	24	A Mitro	4	21	A Mason	2
25	S Gray	14.857	9.002	25	E1	E4	3	N Jarram	49.6	3	25	E4	S Rankin	14.606	9.157	25	25	N Jarram	3	21	G Ng	2
26	A Mason	14.960	8.940	26	E5	E5	2	A Mason	48.9	2	26	E1	N Jarram	14.817	9.027	26	26	A Mason	2	26	T Whittaker	1
27	S Rankin	14.970	8.935	27	C4	C5	2	G Ng	47.7	1	27	E5	A Mason	15.315	8.733	27	27	G Ng	1	26	A Smith	1

Nick Sismey would take his best result at Monza and the year with second, 2.5 laps behind Steve on 59.8 laps with **Tom Gray** taking his third Monza podium and Group B win two tenths back on 59.6. Six racers in total finished on 59 laps with Victor on 59.5, **Martin Thorpe** on 59.4, **Steve Whittaker** 59.3 and **Simon Goodlip** on 59.1 with his one lap penalty, which he now loses.

Phil Rees made it a fourth consecutive Group D win in eighth with 11th giving **Bill Whitehouse** his third Group C win at Monza. **Daniel Kalyan** was again king of Group E, taking all four Group wins on Saturday to date as he finished alongside C3 placed **Stuart Gray** in joint 17th.


Angus Smith became the fifth Member to reach 200 Club Nights here as he finished sixth in Group A and 10th overall while Ted set the third fastest lap of the race beating his previous best of fourth at Bathurst on 29Nov25. **Gabriel Ng** joined Victor atop the Wooden Spooners' chart with his second of the day.



Dan, Terry and Bill in charge of the second set of banking!



Race Report



Steve subbed for James in Terry's NASCAR team on Saturday afternoon



Monza



Cup Round 02



31st January 2026

Monza Carrera Digital NASCAR Saturday 31Jan26					
Race Groups - Issue 1					
Grp	Competitor	Rank	Grp	Competitor	Rank
A			B		
A1	P Rees	1	B1	V de Oliveira	1
A2	S Whittaker	2	B2	T Whittaker	2
A3	S Goodlip	3	B3	M Thorpe	3
A4	N Sismey	4	B4	K Spink	4
A5	T Mullen	5	B5	S White	5
A6	S Gray	6	B6	T Gray	6



Simon won the second NASCAR Cup race. Lee's best GT finish was 2nd in Round 9



Simon joins Martin with win!



Simon Goodlip took his second career NASCAR victory in our second Cup race at the Monza weekend to go with his first also at Monza on 08Feb25. This meant Team M&S 2 won both races with **Martin Thorpe** having taken Round 1. He was second this time just two tenths behind car owner Simon with **Victor de Oliveira** matching Martin's laps running with **Phil Rees'** NASCAR. Phil actually took joint fourth alongside **Steve Whittaker**.

Cup Round 02
Monza - **Carrera DIGITAL 132**
31 January 2026

2nd
Victor de Oliveira / Martin Thorpe

1st
Simon Goodlip


All three on the podium beat Martin's Friday night laps record of 20.4 with Simon setting the new target at 21.5 laps. Martin now leads the Championship by 6.0 points from Simon with Steve in third 4.5 points back.

Like the real NASCAR Cup series other drivers can sub for absent racers, and points still be awarded for the team. On this occasion **Kev Spink** subbed for Richard Booth and **Steve White** for James Bowles. Therefore we have 14 racers in the Championship now and that may well expand as the year progresses.

M&S 2 also leads the Cup Team Championship by 17.0 points from the yet to be

named Phil and Victor team with Steve and **Ted Whittaker's** At Whitt's End team another 8.0 points back in third. The next two Rounds will be at Le Mans on 05/06Jun26.

dharc SmartRace Monza Carrera Digital NASCAR Cup Round 02 - 31Jan26													
Final Position					Fastest Lap					Final Points			
Pos	Grp	Competitor	Laps	Pts	Pos	Grp	Competitor	Time	MPH	Pts	Pos	Competitor	Pts
1	A3	S Goodlip	21.5	20.0	1	B3	M Thorpe	13.067	10.236	2.5	1	S Goodlip	21.5
2	B1	V de Oliveira	21.3	16.5	2	B1	V de Oliveira	13.104	10.207	2.0	2	M Thorpe	19.0
2	B3	M Thorpe	21.3	16.5	3	A3	S Goodlip	13.332	10.032	1.5	3	V de Oliveira	18.5
4	A1	P Rees	20.6	13.0	4	A1	P Rees	13.387	9.991	1.0	4	P Rees	14.0
4	A2	S Whittaker	20.6	13.0	5	A2	S Whittaker	13.716	9.751	0.5	5	S Whittaker	13.5
6	B5	S White	20.0	11.0	6	B2	T Whittaker	13.928	9.603		6	S White	11.0
7	B6	T Gray	19.3	10.5	7	B6	T Gray	14.043	9.524		7	T Gray	10.5
8	A5	T Mullen	18.9	10.0	8	B5	S White	14.076	9.502		8	T Mullen	10.0
9	A4	N Sismey	18.8	9.5	9	A5	T Mullen	14.284	9.364		9	N Sismey	9.5
10	B2	T Whittaker	17.6	9.0	10	A4	N Sismey	15.034	8.896		10	T Whittaker	9.0
11	B4	K Spink	16.9	8.5	11	B4	K Spink	15.921	8.401		11	K Spink	8.5
12	A6	S Gray	16.4	8.0	12	A6	S Gray	16.203	8.255		12	S Gray	8.0



Race Report



Monza



Round 11



31st January 2026



Steve took his first race win in his 63rd start becoming our 6th winner of 2026 & 17th since the first Club Night on 18Jan22

Monza Carrera Digital Saturday 31Jan26

1:30pm to 4pm Race Groups - Issue 2

Grp	Competitor	Rank	Grp	Competitor	Rank
-----	------------	------	-----	------------	------

A		
A1	S Goodlip (ER-1)	2.444
A2	S White	3.370
A3	N Sismey (ER-1)	4.593
A4	V de Oliveira (SR-1)	4.963
A5	K Spink	5.370
A6	A Smith	6.481

D		
D1	A Mitro	15.037
D2	P Rees	15.222
D3	A Staniec	15.519
D4	C Blake	16.042
D5	J Borges	16.074
D6		

B		
B1	L Pateman	9.815
B2	T Gray (ER-1)	9.852
B3	S Whittaker	10.074
B4	M Thorpe	10.222
B5	T Whittaker	11.222
B6		

E		
E1	N Jarram	17.444
E2	D Kalyan	17.852
E3	M Dutson	21.481
E4	S Rankin	21.741
E5	A Mason	New
E6		

C		
C1	L Smith	11.519
C2	T Mullen	13.704
C3	S Gray	13.704
C4	B Whitehouse	14.593
C5	G Ng	14.741
C6		

Unavailable		
U1	S Bradley	8.630
U2	C Cooper	9.667
U3	L Blacker	11.667
U4	JJ Hughes-Dowd	13.444
U5	C Hawes	14.926
U6	D Hughes-Dowd	15.593
U7	J Bowles	15.852
U8	R Booth	17.000
U9	D Edwards	17.148
U10	L Hobson	17.296
U11	J Woodhouse	17.296
U12	A Woodhouse	18.333
U13	J Wardle	19.704
U14	J Kalyan	21.037
U15	D Trantom	22.778
U16	L Edwards	25.926

Key: Terry averaged 17.667 in last race, Stuart 20.333, so Terry C2



Liam did a great job supporting the Results service all weekend



Steves shares his 1st win with Simon



Steve Whittaker took his very first win at his 63rd start, sharing with now 49 (4) time winner and double Champion **Simon Goodlip**. It just shows how far Steve has come to match one of DHORC's top racers whether in HO or CD, Simon having first raced with us in 1993 and taken ten Monza victories. That first win is always the most memorable as Steve becomes our sixth winner in 2026 and 17th since we began Carrera Digital in 2022, 220 Club Nights ago. It means he took the first and last Group B wins of the event. Steve and Simon were also our ninth pair of joint winners since records began. Steve's previous best had been second at Suzuka on 26Oct25.

1st Simon Goodlip / Steve Whittaker		3rd Tom Gray		

Tom Gray closed out the eighth race Monza weekend with third, his fourth podium of the weekend, making it two Group B racers in the top three. **Bill Whitehouse** made it four Group C wins for the



Simon took his first Group win in Round 11 since 09Jul24, the E, while Andrew took his first Group win this year, the D.



weekend as he and **Kevin Spink** in A3 both shared sixth in their last race before Le Mans in June. Reigning 70+ Group Challenge Champion **Andrew Staniec** took seven Group points by winning Group D from second on the grid, his first Group win of the year but still fell 18.0 points short of the absent Richard Booth in this year's Championship after 11 Rounds. **Terry Mullen** remains in third after taking second in the C and 12th overall.

Qualifying		Final Position					Fastest Lap					Final Points			Group Points							
Pos	Competitor	Time	MPH	Pos	Grp	Fin	Pts	Competitor	Laps	Pts	Pos	Grp	Competitor	Time	MPH	Pts	Pos	Competitor	Pts	Pos	Competitor	Pts
1	S White	11.409	11.723	1	A1	A1	6	S Goodlip	60.4	40	1	A4	V de Oliveira (SR-1)	11.716	11.416	5	1	S Goodlip	44	1	S Rankin	9
2	V de Oliveira	11.610	11.520	1	B3	B1	8	S Whittaker	60.4	40	2	A1	S Goodlip (ER-1)	11.954	11.189	4	2	S Whittaker	42	2	B Whitehouse	8
3	S Goodlip	11.963	11.180	3	B2	B2	5	T Gray	60.1	29	3	A2	S White	11.967	11.177	3	3	T Gray	29	2	S Whittaker	8
4	T Whittaker	12.484	10.731	4	A3	A2	6	N Sismey	59.7	26	4	B3	S Whittaker	12.312	10.863	2	4	N Sismey	26	4	A Staniec	7
5	L Pateman	12.470	10.726	5	B4	B3	5	M Thorpe	58.6	24	5	A5	K Spink	12.517	10.685	1	5	M Thorpe	24	5	N Sismey	6
6	S Whittaker	12.531	10.673	6	A5	A3	6	K Spink	58.5	22	6	B2	T Gray (ER-1)	12.640	10.581		6	K Spink	23	5	K Spink	6
7	N Sismey	12.733	10.594	6	C3	C1	8	B Whitehouse	58.5	22	7	B1	L Pateman	12.659	10.566		7	B Whitehouse	22	5	S Goodlip	6
8	T Gray	12.805	10.445	8	D2	D1	7	A Staniec	56.8	20	8	B4	M Thorpe	12.930	10.344		7	S White (ER-1)	22	5	C Blake	6
9	K Spink	12.841	10.416	9	A2	A4	3	S White (ER-1)	56.7	19	9	C5	A Mitro	12.982	10.303		9	A Staniec	20	9	T Mullen	5
10	M Thorpe	12.948	10.330	10	D3	D2	6	C Blake	56.3	18	10	B5	T Whittaker	13.123	10.192		10	C Blake	18	9	L Smith	5
11	A Smith	13.119	10.195	11	B6	B4	5	L Smith	56.2	17	11	C1	T Mullen	13.162	10.162		11	L Smith	17	9	T Gray	5
12	A Mitro	13.318	10.043	12	C1	C2	5	T Mullen	55.9	16	12	A6	A Smith	13.194	10.137		12	T Mullen	16	9	M Thorpe	5
13	P Rees	13.367	10.006	13	B5	B5	2	T Whittaker	55.6	15	13	E3	M Dutton	13.245	10.097		13	T Whittaker	15	9	N Jarram	5
14	C Blake	13.440	9.952	14	A6	A5	3	A Smith	54.9	14	14	D3	C Blake	13.284	10.068		14	A Smith	14	14	A Mitro	4
15	T Mullen	13.463	9.935	15	D1	D3	4	P Rees	54.3	13	15	D1	P Rees	13.308	10.050		15	P Rees	13	14	P Rees	4
16	J Borges	13.496	9.910	16	E4	E1	9	S Rankin	53.9	12	16	E2	D Kalyan	13.315	10.045		16	S Rankin	12	14	S Gray	4
17	D Kalyan	13.584	9.846	17	E1	E2	5	N Jarram	53.8	11	17	A3	N Sismey (ER-1)	13.342	10.025		17	N Jarram	11	14	D Kalyan	4
18	N Jarram	13.687	9.772	18	C2	C3	4	S Gray	53.3	10	18	E1	N Jarram	13.523	9.891		18	S Gray	10	18	A Smith	3
19	B Whitehouse	13.763	9.718	19	E2	E3	4	D Kalyan	53.2	9	19	D2	A Staniec	13.560	9.864		19	D Kalyan	9	18	M Dutton	3
20	L Smith	13.783	9.704	20	C5	C4	4	A Mitro	51.1	8	20	B6	L Smith	13.583	9.843		20	A Mitro	8	18	S White (ER-1)	3
21	A Staniec	13.853	9.655	21	C4	C5	2	G Ng	50.9	7	21	C3	B Whitehouse	13.674	9.781		21	V de Oliveira	7	18	J Borges	3
22	S Gray	13.928	9.603	22	E3	E4	3	M Dutton	50.6	6	22	C2	S Gray	13.807	9.687		22	G Ng	6	22	G Ng	2
23	G Ng	14.017	9.542	23	B1	B6	1	L Pateman	48.9	5	23	C4	G Ng	14.016	9.543		23	M Dutton	5	22	A Mason	2
24	M Dutton	14.283	9.377	24	E5	E5	2	A Mason	44.2	4	24	D4	J Borges	14.037	9.528		24	L Pateman	4	22	T Whittaker	2
25	S Rankin	14.606	9.157	25	A4	A6	1	V de Oliveira	44.1	3	25	E4	S Rankin	14.882	8.987		25	A Mason	4	25	V de Oliveira	1
26	A Mason	15.085	8.866	26	D4	D4	3	J Borges	12.7	2	26	E5	A Mason	15.303	8.740		26	J Borges	2	25	L Pateman	1

Simon Rankin surprised everyone, including himself, by taking the Group E win, his first Group win since DHORC-CD 114 on 09Jul24 at Road America. Sixteenth being his best result of the year to date. **José Borges** and his Pink Pig Porsche 911 just enjoyed running as fast as he could despite running out of fuel and not recording any laps after his 12th lap. We are still not sure how he kept going so quickly without any fuel! He became our ninth racer to take the Wooden Spoon this year.

Victor de Oliveira went back to a nightmare run again, the high rear back on his Aston Martin causing his car to be lifted off the track whenever another came into the pits behind it and bumping into it, stopping the refuelling process. This left him just ahead of José in 24th however he still managed to set a record 75th (4th) fastest lap.

Simon extends his lead in the main Championship from 11 to 53 points but ahead of **Steve White** now with Tom dropping to third, replacing **Steve Whittaker**, 18 further points back.

Despite missing the Saturday morning session **Steve Whittaker** continues to lead the Group Challenge by two points from Richard Booth (who missed the afternoon session). Richard moves up to second from tenth with **Phil Rees** jumping 20 places to third another two points back, being the only one in the top three to complete all 11 Club Nights this year.

We have a total change in the top three of the Team Group Challenge. Simon and Phil's new for 2026 Team Audistang now take the lead from **Martin Thorpe** and **Steve White's** M&S Team by 12.0 points, Martin, Simon and Steve all taking overall wins at Monza. The 2025 Weekend Team Group Challenge Champions Richard and **Nick Sismey's** Old Rollers Team move into third another 6.0 points back.

After the first eight Weekend Club Nights at Monza, we couldn't have a much closer top three in the Weekend Group Challenge with Martin leading 2025 Weekend Champion Phil by 0.5 points while **Bill Whitehouse**, 2024 Weekend Team Group Champion, is but another half point further behind!

The top three teams in the Weekend Team Group Challenge match those in the full year Team Championship. Again, Simon & Phil's Team Audistang lead Martin & **Steve White's** M&S team but only by 0.5 points with the Old Rollers team of Richard & Nick a further 9.5 points back.



Daniel had a great Monza weekend with a 6th in Round 9, equalling his best ever finish and again was the most diligent at marshalling. He also became our 4th Member to reach 200 Club Nights in Round 8. Thanks Daniel.



Steve Whittaker's winning Porsche 911

Everyone's
Best Results
At This Circuit



Saturday racer Anthony took a best of 17th in Round 9

What are my Best Scores?
Who Have I Beaten?



Angus again ruled Parc Ferme throughout the weekend, becoming our 5th Member to reach 200 Club Nights in Round 9. Thanks Angus. Our 2022 Champions best finish was 4th in Round 7

Monza - Best Off Chart 												
Qualifying / Fastest Lap					Race Laps 15-mins Endurance				Race Laps 5-mins Sprint			
Pos	Competitor	Fastest	MPH	Date	Pos	Competitor	Laps	Date	Pos	Competitor	Laps	Date
1	S White	11.409	11.723	31-Jan-26	1	S White	63.2	31-Jan-26	1	V de Oliveira	24.4	31-Jan-26
2	V de Oliveira	11.544	11.586	31-Jan-26	2	V de Oliveira	62.8	31-Jan-26	2	S Goodlip	23.1	31-Jan-26
3	S Goodlip	11.606	11.524	30-Jan-26	3	S Goodlip	61.6	31-Jan-26	3	S White	22.9	30-Jan-26
4	S Whittaker	12.312	10.863	31-Jan-26	4	M Thorpe	60.7	31-Jan-26	4	L Pateman	22.4	31-Jan-26
5	T Whittaker	12.464	10.731	31-Jan-26	5	S Whittaker	60.4	31-Jan-26	5	M Thorpe	22.1	31-Jan-26
6	L Pateman	12.470	10.726	31-Jan-26	6	T Gray	60.1	31-Jan-26	6	A Smith	21.8	31-Jan-26
7	K Spink	12.517	10.685	31-Jan-26	7	L Blacker	59.8	20-Jan-24	6	T Gray	21.8	30-Jan-26
8	T Gray	12.640	10.581	31-Jan-26	7	N Sismey	59.8	31-Jan-26	8	D Kalyan	21.5	31-Jan-26
9	N Sismey	12.733	10.504	31-Jan-26	9	G Skipp	59.2	20-Jan-24	8	K Spink	21.5	31-Jan-26
10	A Smith	12.847	10.411	30-Jan-26	10	P Rees	58.7	20-Jan-24	10	N Sismey	21.3	31-Jan-26
11	M Thorpe	12.929	10.345	31-Jan-26	10	A Smith	58.7	31-Jan-26	10	P Rees	21.3	31-Jan-26
12	A Mitro	12.982	10.303	31-Jan-26	12	B Whitehouse	58.5	31-Jan-26	12	T Mullen	21.1	31-Jan-26
13	T Mullen	13.159	10.164	31-Jan-26	12	K Spink	58.5	31-Jan-26	12	S Whittaker	21.1	30-Jan-26
14	L Blacker	13.188	10.142	20-Jan-24	14	L Smith	57.8	31-Jan-26	14	C Blake	20.5	31-Jan-26
15	JJ Hughes-Dowd	13.196	10.136	31-Oct-23	15	D Kalyan	57.2	31-Jan-26	15	B Whitehouse	20.4	31-Jan-26
16	M Dutson	13.246	10.097	31-Jan-26	16	A Staniec	56.8	31-Jan-26	16	R Booth	20.2	31-Jan-26
17	C Blake	13.284	10.068	31-Jan-26	17	D Hughes-Dowd	56.5	31-Jan-26	17	A Mitro	19.8	31-Jan-26
18	J Bowles	13.286	10.067	31-Jan-26	17	T Mullen	56.5	31-Jan-26	18	A Staniec	19.7	31-Jan-26
19	P Rees	13.308	10.050	31-Jan-26	19	JJ Hughes-Dowd	56.3	20-Jan-24	19	L Smith	19.6	30-Jan-26
20	D Kalyan	13.315	10.045	31-Jan-26	19	C Blake	56.3	31-Jan-26	20	J Woodhouse	19.5	08-Feb-25
21	J Borges	13.446	9.947	31-Jan-26	21	R Litherland	55.8	08-Feb-25	20	J Kalyan	19.5	30-Jan-26
22	B Whitehouse	13.455	9.941	31-Jan-26	21	R Booth	55.8	31-Jan-26	22	M Dutson	19.3	08-Feb-25
23	L Smith	13.479	9.923	07-Feb-25	23	JT Hughes-Dowd	55.7	20-Jan-24	23	S Bradley	19.2	30-Jan-26
24	N Jarram	13.523	9.891	31-Jan-26	24	T Whittaker	55.6	31-Jan-26	24	C Cooper	19.1	08-Feb-25
25	A Staniec	13.560	9.884	31-Jan-26	25	L Pateman	55.3	31-Jan-26	24	N Jarram	19.1	31-Jan-26
26	JT Hughes-Dowd	13.601	9.834	20-Jan-24	26	C Whitehouse	55.0	20-Jan-24	26	J Borges	19.0	31-Jan-26
27	S Bradley	13.611	9.827	30-Jan-26	27	S Gray	54.6	31-Jan-26	27	A Rowland	18.6	08-Feb-25
28	R Litherland	13.620	9.820	08-Feb-25	28	A Woodhouse	54.2	19-Jan-24	27	C Bacon	18.6	08-Feb-25
29	C Cooper	13.752	9.726	07-Feb-25	29	S Rankin	53.9	31-Jan-26	29	T Whittaker	18.5	30-Jan-26
30	D Hughes-Dowd	13.779	9.707	31-Jan-26	30	J Lamb	53.8	20-Jan-24	29	J Wardle	18.5	30-Jan-26
31	R Booth	13.780	9.706	31-Jan-26	30	N Jarram	53.8	31-Jan-26	31	A Mason	18.0	31-Jan-26
32	S Gray	13.807	9.687	31-Jan-26	32	S Bradley	53.7	30-Jan-26	32	R Litherland	17.9	07-Feb-25
33	C Bacon	13.853	9.655	08-Feb-25	33	J Kalyan	53.6	30-Jan-26	32	S Gray	17.9	30-Jan-26
34	G Peach	13.895	9.626	19-Jan-24	34	D Edwards	53.2	30-Jan-26	34	D Edwards	17.8	30-Jan-26
35	G Skipp	13.935	9.598	20-Jan-24	35	G Peach	53.1	20-Jan-24	35	J Bowles	17.7	30-Jan-26
36	J Woodhouse	14.182	9.431	08-Feb-25	35	L Edwards	53.1	20-Jan-24	36	S Rankin	17.6	08-Feb-25
37	D Edwards	14.191	9.425	30-Jan-26	37	J Borges	52.9	31-Jan-26	37	A Woodhouse	16.7	08-Feb-25
38	J Lamb	14.289	9.360	19-Jan-24	38	M Dutson	52.6	08-Feb-25	38	J Lamb	15.6	08-Feb-25
39	J Kalyan	14.381	9.300	30-Jan-26	38	C Bacon	52.6	08-Feb-25	39	JT Hughes-Dowd (N)	15.4	07-Feb-25
40	J Wardle	14.555	9.189	30-Jan-26	40	C Cooper	52.5	30-Jan-26	40	D Hughes-Dowd (N)	14.6	08-Feb-25
41	S Rankin	14.606	9.157	31-Jan-26	41	A Rowland	52.1	08-Feb-25	41	L Blacker	11.4	08-Feb-25
42	A Rowland	14.720	9.086	08-Feb-25	42	J Bowles	51.7	30-Jan-26	42	L Edwards	N/A	N/A
43	C Whitehouse	14.818	9.026	19-Jan-24	43	A Mitro	51.1	31-Jan-26	42	JJ Hughes-Dowd	N/A	N/A
44	A Mason	14.960	8.940	31-Jan-26	44	J Woodhouse	49.7	19-Jan-24	42	G Skipp	N/A	N/A
45	A Woodhouse	14.997	8.918	19-Jan-24	45	A Mason	48.9	31-Jan-26	42	G Peach	N/A	N/A
46	L Edwards	15.048	8.888	20-Jan-24	46	J Wardle	46.2	30-Jan-26	42	C Whitehouse	N/A	N/A



Thank you Monza, see you in 2027.

Championship Tables



Ted ran in five GT races and both NASCAR races with a best of 5th & 8th

Those All Important
Points!

Championship
Leaders 31Jan26
After Round 11



Championship
Simon Goodlip

Group
Steve Whittaker

Sprint Races
Simon Goodlip

70+
Richard Booth

Team
Audistang
Simon Goodlip / Phil Rees

Weekend Team
Audistang
Simon Goodlip / Phil Rees

Jono Johnson
TBA

Weekend
Martin Thorpe

NASCAR
Martin Thorpe

NASCAR Team
M&S 2
Simon Goodlip / Martin Thorpe

Key: **Green** = Champion
Orange = New Leader

Pos		Competitor		Sonoma Raceway			Monza Banked Circuit						Total All Scores	Best 75% TBA	Diff		
				20-Jan-26			30-Jan-26			31-Jan-26							
				1	2	3 SR1	4	5	6 SR2	7	8	9 SR3				10	11
1	S Goodlip	45	38	17.0	38	45	22.0	37	29	16.5	22	44	353.5	298			
2	S White	28	25	18.5	43	33	22.5	12	37	9.0	45	22	295.0	245	53		
3	T Gray	31	41	10.0	23	33	14.5	19	22	10.0	29	29	261.5	227	18		
4	S Whittaker	36	24	13.5	31	26	13.0	DNS	DNS	DNS	22	42	207.5	181	46		
5	V de Oliveira	DNS	DNS	21.0	28	4	2.0	38	45	22.5	30	8	198.5	153	28		
6	M Thorpe	DNS	DNS	DNS	26	9	10.5	40	26	14.5	24	24	174.0	149	4		
7	A Smith	22	29	6.0	9	7	12.5	26	22	12.0	18	14	177.5	147	2		
8	N Sismey	DNS	DNS	11.0	17	18	6.5	19	29	10.0	33	26	169.5	142	5		
9	L Smith	12	18	7.5	13	21	10.0	24	19	7.5	16	17	165.0	140	2		
10	P Rees	11	9	1.5	16	24	1.0	21	18	10.0	20	13	144.5	132	8		
11	K Spink	DNS	DNS	DNS	4	21	12.0	19	22	11.5	19	23	131.5	108	24		
12	B Whitehouse	DNS	DNS	DNS	8	17	4.5	22	15	6.5	17	22	112.0	101	7		
13	D Kalyan	9	13	5.5	10	10	7.5	20	17	11.0	11	9	123.0	99	2		
14	T Whittaker	6	20	6.5	18	24	6.0	DNS	DNS	DNS	12	15	107.5	95	4		
15	A Staniec	0	24	9.5	5	9	1.5	5	12	5.0	13	20	104.0	88	7		
16	C Blake	4	12	0.0	7	15	6.0	13	7	7.0	8	18	97.0	84	4		
17	S Gray	2	15	5.5	6	16	4.5	11	11	2.0	11	10	94.0	82	2		
18	T Mullen	DNS	DNS	1.0	11	5	10.0	16	13	8.0	15	16	95.0	76	6		
19	R Booth	8	8	2.0	14	14	8.5	15	16	6.0	DNS	DNS	91.5	75	1		
20	N Jarram	15	14	8.0	DNS	DNS	DNS	14	8	4.5	3	11	77.5	65	10		
21	A Mitro	16	16	8.5	DNS	DNS	DNS	10	9	5.5	4	8	77.0	63	2		
21	L Pateman	17	10	0.0	DNS	DNS	DNS	3	14	17.5	14	5	80.5	63	0		
23	D Edwards	26	0	10.5	19	12	3.5	DNS	DNS	DNS	DNS	DNS	71.0	57	6		
24	D Hughes-Dowd	20	20	7.5	DNS	DNS	DNS	DNS	DNS	DNS	15	DNS	62.5	55	2		
25	L Blacker	21	26	9.0	DNS	DNS	DNS	DNS	DNS	DNS	DNS	DNS	56.0	47	8		
26	J Borges	3	5	2.5	3	4	7.5	12	10	4.0	7	2	60.0	46	1		
27	C Cooper	13	6	12.0	16	9	2.5	DNS	DNS	DNS	DNS	DNS	58.5	44	2		
28	J Bowles	10	7	3.5	12	11	3.0	DNS	DNS	DNS	DNS	DNS	46.5	40	4		
28	J Kalyan	DNS	DNS	0.5	20	20	9.0	DNS	DNS	DNS	DNS	DNS	49.5	40	0		
30	A Woodhouse	20	19	6.0	DNS	DNS	DNS	DNS	DNS	DNS	DNS	DNS	45.0	39	1		
31	S Bradley	DNS	DNS	DNS	21	13	8.0	DNS	DNS	DNS	DNS	DNS	42.0	34	5		
32	J Wardle	18	11	3.0	1	2	6.0	DNS	DNS	DNS	DNS	DNS	41.0	32	2		
33	S Rankin	0	1	0.0	DNS	DNS	DNS	7	6	1.5	5	12	32.5	31	1		
34	M Dutson	DNS	DNS	DNS	2	3	2.5	6	5	3.0	6	6	33.5	28	3		
35	A Mason	DNS	DNS	DNS	DNS	DNS	DNS	8	4	2.5	2	4	20.5	18	10		
36	JJ Hughes-Dowd	14	2	0.0	DNS	DNS	DNS	DNS	DNS	DNS	DNS	DNS	16.0	16	2		
36	G Ng	DNS	DNS	DNS	DNS	DNS	DNS	5	3	3.5	1	7	19.5	16	0		
38	L Edwards	5	3	0.0	DNS	DNS	DNS	DNS	DNS	DNS	DNS	DNS	8.0	8	8		
39	C Hawes	7	0	4.5	DNS	DNS	DNS	DNS	DNS	DNS	DNS	DNS	11.5	7	1		
40	D Trantom	1	4	0.0	DNS	DNS	DNS	DNS	DNS	DNS	DNS	DNS	5.0	5	2		
41	J Woodhouse	0	0	0.0	DNS	DNS	DNS	DNS	DNS	DNS	DNS	DNS	0.0	0	5		
Carrera Digital Race		210	211	212	213	214	215	216	217	218	219	220	Total	TBA	Diff		

(Note SR races don't count towards main Championship)

Carrera Digital Sprint Championship

Sprint Races

2026 Round 03


Sprint Races

Pos	Competitor	Sonoma	Monza	Monza	Total	Best	Diff
		Raceway	Bank	Bank		All	
		20-Jan-25	30-Jan-26	31-Jan-26		Scores	
		3 SR1	6 SR 2	9 SR 3		75%	
						TBA	
1	S Goodlip	17.0	22.0	16.5	55.5	55.5	
2	S White	18.5	22.5	9.0	50.0	50.0	5.5
3	V de Oliveira	21.0	2.0	22.5	45.5	45.5	4.5
4	T Gray	10.0	14.5	10.0	34.5	34.5	11.0
5	A Smith	6.0	12.5	12.0	30.5	30.5	4.0
6	N Sismey	11.0	6.5	10.0	27.5	27.5	3.0
7	S Whittaker	13.5	13.0	DNS	26.5	26.5	1.0
8	L Smith	7.5	10.0	7.5	25.0	25.0	1.5
8	M Thorpe	DNS	10.5	14.5	25.0	25.0	0.0
10	D Kalyan	5.5	7.5	11.0	24.0	24.0	1.0
11	K Spink	DNS	12.0	11.5	23.5	23.5	0.5
12	T Mullen	1.0	10.0	8.0	19.0	19.0	4.5
13	L Pateman	0.0	DNS	17.5	17.5	17.5	1.5
14	R Booth	2.0	8.5	6.0	16.5	16.5	1.0
15	A Staniec	9.5	1.5	5.0	16.0	16.0	0.5
16	C Cooper	12.0	2.5	DNS	14.5	14.5	1.5
17	D Edwards	10.5	3.5	DNS	14.0	14.0	0.5
17	A Mitro	8.5	DNS	5.5	14.0	14.0	0.0
17	J Borges	2.5	7.5	4.0	14.0	14.0	0.0
20	C Blake	0.0	6.0	7.0	13.0	13.0	1.0
21	N Jarram	8.0	DNS	4.5	12.5	12.5	0.5
21	T Whittaker	6.5	6.0	DNS	12.5	12.5	0.0
21	P Rees	1.5	1.0	10.0	12.5	12.5	0.0
24	S Gray	5.5	4.5	2.0	12.0	12.0	0.5
25	B Whitehouse	DNS	4.5	6.5	11.0	11.0	1.0
26	J Kalyan	0.5	9.0	DNS	9.5	9.5	1.5
27	L Blacker	9.0	DNS	DNS	9.0	9.0	0.5
27	J Wardle	3.0	6.0	DNS	9.0	9.0	0.0
29	S Bradley	DNS	8.0	DNS	8.0	8.0	1.0
30	D Hughes-Dowd	7.5	DNS	DNS	7.5	7.5	0.5
31	J Bowles	3.5	3.0	DNS	6.5	6.5	1.0
32	A Woodhouse	6.0	DNS	DNS	6.0	6.0	0.5
33	M Dutson	DNS	2.5	3.0	5.5	5.5	0.5
34	C Hawes	4.5	DNS	DNS	4.5	4.5	1.0
35	G Ng	DNS	DNS	3.5	3.5	3.5	1.0
36	A Mason	DNS	DNS	2.5	2.5	2.5	1.0
37	S Rankin	0.0	DNS	1.5	1.5	1.5	1.0
38	JJ Hughes-Dowd	0.0	DNS	DNS	0.0	0.0	1.5
38	L Edwards	0.0	DNS	DNS	0.0	0.0	0.0
38	D Trantom	0.0	DNS	DNS	0.0	0.0	0.0
38	J Woodhouse	0.0	DNS	DNS	0.0	0.0	0.0
Carrera Digital Race		212	215	218	Total	TBA	Diff

DHORC Carrera Digital 70+ Challenge 2026 Round 11															
Pos	Competitor	Sonoma Raceway 20-Jan-26					Monza Banked Circuit 30-Jan-26						Total All	Best 75%	Diff
		1	2	3 SR1	4	5	6 SR2	7	8	9 SR3	10	11			
		Scores												TBA	
1	R Booth	6	6	1.0	10	8	5	8	8	3	DNS	DNS	55.0	55.0	
2	A Staniec	1	7	3.5	3	3	1	2	4	1.5	4	7	37.0	37.0	18.0
3	T Mullen	DNS	DNS	2.0	4	2	3.5	5	5	3	5	5	34.5	34.5	2.5
4	S Gray	2	4	1.5	2	3	2	4	4	1	4	4	31.5	31.5	3.0
5	D Trantom	2	3	1.0	DNS	DNS	DNS	DNS	DNS	DNS	DNS	DNS	6.0	6.0	25.5
Carrera Digital Race		210	211	212	213	214	215	216	217	218	219	220	Total	TBA	Diff



Richard continues to lead the 70+ Group Challenge, he & Nick having won the Weekend Team Group Championship last year.

 CD Cup 2026 Rnd 2					
Pos	Competitor	Monza	Monza	Total	Diff
		Banked	Banked	All	
		30-Jan-26	31-Jan-26	Scores	
		1	2		
1	M Thorpe	22.0	19.0	41.0	
2	S Goodlip	13.5	21.5	35.0	6.0
3	S Whittaker	17.0	13.5	30.5	4.5
3	P Rees	16.5	14.0	30.5	0.0
5	V de Oliveira	10.0	18.5	28.5	2.0
6	N Sismey	12.0	9.5	21.5	7.0
7	T Gray	10.5	10.5	21.0	0.5
8	T Whittaker	11.5	9.0	20.5	0.5
9	T Mullen	10.0	10.0	20.0	0.5
10	S Gray	8.0	8.0	16.0	4.0
11	J Bowles	11.0	DNS	11.0	5.0
11	S White	DNS	11.0	11.0	0.0
13	R Booth	8.5	DNS	8.5	2.5
13	K Spink	DNS	8.5	8.5	0.0

 Team Group Challenge 2026 Rnd 02							
Pos	Team	Competitor	Monza	Monza	Driver	Team	Diff
			Banked	Banked	Total	Total	
			30-Jan-26	31-Jan-26	Points	Points	
			1	2			
1	M&S 2	S Goodlip	13.5	21.5	35.0	76.0	
		M Thorpe	22.0	19.0	41.0		
2	TBC	P Rees	16.5	14.0	30.5	59.0	17.0
		V de Oliveira	10.0	18.5	28.5		
3	At Whitt's End	S Whittaker	17.0	13.5	30.5	51.0	8.0
		T Whittaker	11.5	9.0	20.5		
4	CD's	T Mullen	10.0	10.0	20.0	42.0	9.0
		J Bowles	11.0	11.0	22.0		
4	Old Rollers	N Sismey	12.0	9.5	21.5	38.5	3.5
		R Booth	8.5	8.5	17.0		
6	Gray Hounds	S Gray	8.0	8.0	16.0	37.0	1.5
		T Gray	10.5	10.5	21.0		

Key: Monza 2 Steve White subbed for James Bowles, Kev Spink for Richard Booth

DHORC		DHORC Carrera Digital Group Challenge 2026 Round 11													DHORC		
Pos	Competitor	Group Wins	Sonoma Raceway			Monza Banked Circuit										Results	
			20-Jan-25			30-Jan-26					31-Jan-26					All Points	Turn Up Rate
			1	2	3 SR1	4	5	6 SR2	7	8	9 SR3	10	11				
1	S Whittaker	4	11	9	5.5	9	7	3.5	DNS	DNS	DNS	4	8	57.0	72.73%		
2	R Booth	2	6	6	1.0	10	8	5.0	8	8	3.0	DNS	DNS	55.0	81.82%		
3	P Rees	6	3	3	1.0	10	10	1.0	6	6	3.0	6	4	53.0	100.00%		
4	T Gray	4	6	8	2.0	4	8	4.0	3	4	1.5	7	5	52.5	100.00%		
5	S Goodlip	6	7	7	2.5	5	6	3.0	6	3	2.5	3	6	51.0	100.00%		
6	L Smith	4	6	6	3.0	5	5	3.0	6	4	1.0	5	5	49.0	100.00%		
7	M Thorpe	2	DNS	DNS	DNS	8	2	3.0	9	9	3.5	7	5	46.5	100.00%		
8	S White	4	5	4	3.0	7	5	3.5	2	5	1.0	7	3	45.5	100.00%		
8	B Whitehouse	4	DNS	DNS	DNS	3	5	2.5	8	8	3.0	8	8	45.5	100.00%		
10	D Kalyan	4	2	2	0.5	4	4	2.5	7	7	3.5	7	4	43.5	100.00%		
11	C Blake	1	2	5	0.5	4	8	2.0	4	2	3.0	3	6	39.5	100.00%		
12	V de Oliveira	4	DNS	DNS	3.5	5	1	0.5	9	9	4.5	5	1	38.5	100.00%		
13	A Smith		4	6	1.5	3	3	3.5	5	5	2.0	1	3	37.0	100.00%		
13	A Staniec	1	1	7	3.5	3	3	1.0	2	4	1.5	4	7	37.0	100.00%		
15	T Mullen	2	DNS	DNS	2.0	4	2	3.5	5	5	3.0	5	5	34.5	100.00%		
16	N Jarram	1	4	5	3.0	DNS	DNS	DNS	5	5	2.5	3	5	32.5	72.73%		
17	S Gray		2	4	1.5	2	3	2.0	4	4	1.0	4	4	31.5	100.00%		
18	N Sismey		DNS	DNS	2.5	3	3	1.0	4	4	1.5	6	6	31.0	100.00%		
19	J Bowles		9	5	4.5	5	4	1.5	DNS	DNS	DNS	DNS	DNS	29.0	54.55%		
20	D Edwards	2	10	1	5.0	5	5	1.5	DNS	DNS	DNS	DNS	DNS	27.5	54.55%		
21	S Rankin	1	1	1	2.0	DNS	DNS	DNS	3	5	1.0	5	9	27.0	72.73%		
22	A Mitro		3	3	1.5	DNS	DNS	DNS	4	4	3.0	4	4	26.5	72.73%		
23	K Spink		DNS	DNS	DNS	1	6	2.0	4	2	3.0	2	6	26.0	100.00%		
24	M Dutson		DNS	DNS	DNS	4	4	1.0	2	3	2.0	6	3	25.0	100.00%		
25	J Borges		1	2	1.5	2	2	3.5	3	3	1.0	2	3	24.0	100.00%		
25	J Kalyan	3	DNS	DNS	1.5	9	9	4.5	DNS	DNS	DNS	DNS	DNS	24.0	44.44%		
27	T Whittaker		1	4	3.0	3	7	1.5	DNS	DNS	DNS	1	2	22.5	72.73%		
28	D Hughes-Dowd		7	7	1.5	DNS	DNS	DNS	DNS	DNS	DNS	6	DNS	21.5	36.36%		
29	J Wardle		6	4	2.0	2	2	2.0	DNS	DNS	DNS	DNS	DNS	18.0	54.55%		
30	A Woodhouse	2	7	7	2.5	DNS	DNS	DNS	DNS	DNS	DNS	DNS	DNS	16.5	27.27%		
30	L Pateman	1	3	2	1.0	DNS	DNS	DNS	2	2	3.5	2	1	16.5	72.73%		
32	L Blacker	1	6	8	2.0	DNS	DNS	DNS	DNS	DNS	DNS	DNS	DNS	16.0	27.27%		
33	C Cooper		6	2	4.0	1	2	0.5	DNS	DNS	DNS	DNS	DNS	15.5	54.55%		
34	A Mason		DNS	DNS	DNS	DNS	DNS	DNS	6	2	2.0	2	2	14.0	100.00%		
35	G Ng		DNS	DNS	DNS	DNS	DNS	DNS	2	2	1.5	2	2	9.5	100.00%		
36	L Edwards		5	3	0.5	DNS	DNS	DNS	DNS	DNS	DNS	DNS	DNS	8.5	27.27%		
37	C Hawes		3	1	3.5	DNS	DNS	DNS	DNS	DNS	DNS	DNS	DNS	7.5	27.27%		
37	S Bradley		DNS	DNS	DNS	3	3	1.5	DNS	DNS	DNS	DNS	DNS	7.5	37.50%		
39	D Trantom		2	3	1.0	DNS	DNS	DNS	DNS	DNS	DNS	DNS	DNS	6.0	27.27%		
40	JJ Hughes-Dowd		3	1	0.5	DNS	DNS	DNS	DNS	DNS	DNS	DNS	DNS	4.5	27.27%		
41	J Woodhouse		1	1	0.5	DNS	DNS	DNS	DNS	DNS	DNS	DNS	DNS	2.5	27.27%		
Turn Up Rates		59	100%	100%	100%	69%	69%	69%	61%	61%	61%	66%	63%	AVE	72.84%		

		DHORC Carrera Digital Team Group Challenge 2026 Round 11																	
Pos	Team	Competitor	Group Wins	Sonoma			Monza							Driver All Points	Driver 75% TBA	Team All Points	Team 75% TBA	Diff	
				Raceway 20-Jan-26			Banked Circuit												
				1	2	3 SR1	4	5	6 SR2	7	8	9 SR3	10						11
1	Audistang	S Goodlip	6	7	7	2.5	5	6	3.0	6	3	2.5	3	6	51.0	51.0	104.0	104.0	
		P Rees	6	3	3	1.0	10	10	1.0	6	6	3.0	6	4	53.0	53.0			
2	M&S	M Thorpe	2	DNS	DNS	DNS	8	2	3.0	9	9	3.5	7	5	46.5	46.5	92.0	92.0	12.0
		S White	4	5	4	3.0	7	5	3.5	2	5	1.0	7	3	45.5	45.5			
3	Old Rollers	R Booth	2	6	6	1.0	10	8	5.0	8	8	3.0	DNS	DNS	55.0	55.0	86.0	86.0	6.0
		N Sismey	DNS	DNS	2.5	3	3	1.0	4	4	1.5	6	6	31.0	31.0				
4	Gray Hounds	S Gray	2	4	4	1.5	2	3	2.0	4	4	1.0	4	4	31.5	31.5	84.0	84.0	2.0
		T Gray	4	6	8	2.0	4	8	4.0	3	4	1.5	7	5	52.5	52.5			
4	At Whitt's End	S Whittaker	4	11	9	5.5	9	7	3.5	DNS	DNS	DNS	4	8	57.0	57.0	79.5	79.5	4.5
		T Whittaker	1	4	4	3.0	3	7	1.5	DNS	DNS	DNS	1	2	22.5	22.5			
6	Barrier Bashers	M Dutton	DNS	DNS	DNS	4	4	1.0	2	3	2.0	6	3	25.0	25.0	74.0	74.0	5.5	
		L Smith	4	6	6	3.0	5	5	3.0	6	4	1.0	5	5	49.0				49.0
7	Gruesome Twosome	R Kalyan	4	2	2	0.5	4	4	2.5	7	7	3.5	7	4	43.5	43.5	67.5	67.5	6.5
		J Kalyan	3	DNS	DNS	1.5	9	9	4.5	DNS	DNS	DNS	DNS	DNS	24.0	24.0			
8	CD's	J Bowles	9	5	5	4.5	5	4	1.5	DNS	DNS	DNS	DNS	29.0	29.0	63.5	63.5	4.0	
		T Mullen	2	DNS	DNS	2.0	4	2	3.5	5	5	3.0	5	5	34.5				34.5
9	Segrob Ceinats	J Borges	1	2	2	1.5	2	2	3.5	3	3	1.0	2	3	24.0	24.0	61.0	61.0	2.5
		A Staniec	1	1	7	3.5	3	3	1.0	2	4	1.5	4	7	37.0	37.0			
10	Last Man Standing	C Blake	1	2	5	0.5	4	8	2.0	4	2	3.0	3	6	39.5	39.5	56.0	56.0	5.0
		L Pateman	1	3	2	1.0	DNS	DNS	DNS	2	2	3.5	2	1	16.5	16.5			
11	Late Comers Racing	C Cooper	6	2	4	4.0	1	2	0.5	DNS	DNS	DNS	DNS	DNS	15.5	15.5	54.0	54.0	2.0
		V de Oliveira	4	DNS	DNS	3.5	5	1	0.5	9	9	4.5	5	1	38.5	38.5			
12	2 Fast 2 Furious	L Blacker	1	6	8	2.0	DNS	DNS	DNS	DNS	DNS	DNS	DNS	DNS	16.0	16.0	53.0	53.0	1.0
		A Smith	4	6	1.5	3	3	3.5	5	5	2.0	1	3	37.0	37.0				
13	Crash Team Racing	N Jarram	1	4	5	3.0	DNS	DNS	DNS	5	5	2.5	3	5	32.5	32.5	50.5	50.5	2.5
		J Wardle	6	4	2	2.0	2	2	2.0	DNS	DNS	DNS	DNS	DNS	18.0	18.0			
14	Crash Test Dummies	L Edwards	5	3	0.5	DNS	DNS	DNS	DNS	DNS	DNS	DNS	DNS	DNS	8.5	8.5	36.0	36.0	14.5
		D Edwards	2	10	1	5.0	5	5	1.5	DNS	DNS	DNS	DNS	DNS	27.5	27.5			
15	Nitro Noobs	A Mitro	3	3	3	1.5	DNS	DNS	DNS	4	4	3.0	4	4	26.5	26.5	32.5	32.5	3.5
		D Trantom	2	3	1.0	DNS	DNS	DNS	DNS	DNS	DNS	DNS	DNS	DNS	6.0	6.0			
16	Joy Riders	D Hughes-Dowd	7	7	1.5	DNS	DNS	DNS	DNS	DNS	DNS	DNS	6	DNS	21.5	21.5	26.0	26.0	6.5
		JJ Hughes-Dowd	3	1	0.5	DNS	DNS	DNS	DNS	DNS	DNS	DNS	DNS	DNS	4.5	4.5			
17	JAW Racers	A Woodhouse	2	7	7	2.5	DNS	DNS	DNS	DNS	DNS	DNS	DNS	DNS	16.5	16.5	19.0	19.0	7.0
		J Woodhouse	1	1	0.5	DNS	DNS	DNS	DNS	DNS	DNS	DNS	DNS	DNS	2.5	2.5			
18	Magnetless Racing	S Bradley	DNS	DNS	DNS	3	3	1.5	DNS	DNS	DNS	DNS	DNS	DNS	7.5	7.5	15.0	15.0	4.0
		C Hawes	3	1	3.5	DNS	DNS	DNS	DNS	DNS	DNS	DNS	DNS	DNS	7.5	7.5			



New for 2026, Simon & Phil's Team Audistang lead both Team Championships

DHORC Carrera Digital Weekend Group Challenge 2026 Round 08

Pos	Competitor	Monza								Total All W/E Scores	Diff
		Banked Circuit									
		30-Jan-26			31-Jan-26						
		4	5	6 SR2	7	8	9 SR3	10	11		
1	M Thorpe	8	2	3.0	9	9	3.5	7	5	46.5	
2	P Rees	10	10	1.0	6	6	3.0	6	4	46.0	0.5
3	B Whitehouse	3	5	2.5	8	8	3.0	8	8	45.5	0.5
4	R Booth	10	8	5.0	8	8	3.0	DNS	DNS	42.0	3.5
5	D Kalyan	4	4	2.5	7	7	3.5	7	4	39.0	3.0
6	T Gray	4	8	4.0	3	4	1.5	7	5	36.5	2.5
7	V de Oliveira	5	1	0.5	9	9	4.5	5	1	35.0	1.5
8	S Goodlip	5	6	3.0	6	3	2.5	3	6	34.5	0.5
9	L Smith	5	5	3.0	6	4	1.0	5	5	34.0	0.5
10	S White	7	5	3.5	2	5	1.0	7	3	33.5	0.5
11	T Mullen	4	2	3.5	5	5	3.0	5	5	32.5	1.0
12	C Blake	4	8	2.0	4	2	3.0	3	6	32.0	0.5
13	S Whittaker	9	7	3.5	DNS	DNS	DNS	4	8	31.5	0.5
14	N Sismey	3	3	1.0	4	4	1.5	6	6	28.5	3.0
15	K Spink	1	6	2.0	4	2	3.0	2	6	26.0	2.5
16	A Smith	3	3	3.5	5	5	2.0	1	3	25.5	0.5
16	A Staniec	3	3	1.0	2	4	1.5	4	7	25.5	0.0
18	M Dutson	4	4	1.0	2	3	2.0	6	3	25.0	0.5
19	S Gray	2	3	2.0	4	4	1.0	4	4	24.0	1.0
20	S Rankin	DNS	DNS	DNS	3	5	1.0	5	9	23.0	1.0
21	J Kalyan	9	9	4.5	DNS	DNS	DNS	DNS	DNS	22.5	0.5
22	N Jarram	DNS	DNS	DNS	5	5	2.5	3	5	20.5	2.0
23	J Borges	2	2	3.5	3	3	1.0	2	3	19.5	1.0
24	A Mitro	DNS	DNS	DNS	4	4	3.0	4	4	19.0	0.5
25	T Whittaker	3	7	1.5	DNS	DNS	DNS	1	2	14.5	4.5
26	A Mason	DNS	DNS	DNS	6	2	2.0	2	2	14.0	0.5
27	D Edwards	5	5	1.5	DNS	DNS	DNS	DNS	DNS	11.5	2.5
28	J Bowles	5	4	1.5	DNS	DNS	DNS	DNS	DNS	10.5	1.0
28	L Pateman	DNS	DNS	DNS	2	2	3.5	2	1	10.5	0.0
30	G Ng	DNS	DNS	DNS	2	2	1.5	2	2	9.5	1.0
31	S Bradley	3	3	1.5	DNS	DNS	DNS	DNS	DNS	7.5	2.0
32	D Hughes-Dowd	DNS	DNS	DNS	DNS	DNS	DNS	6	DNS	6.0	1.5
32	J Wardle	2	2	2.0	DNS	DNS	DNS	DNS	DNS	6.0	0.0
34	C Cooper	1	2	0.5	DNS	DNS	DNS	DNS	DNS	3.5	2.5
Weekend Race No		1	2	3	4	5	6	7	8	All	Diff

		Weekend Team Group Challenge 2026 Rnd 08															
Pos	Team	Competitor	Monza								Driver	Driver	Team	Team	Diff		
			Banked Circuit								All	75%	All	75%			
			30-Jan-26				31-Jan-26				Points	TBA	Points	TBA			
			4	5	6 SR2	7	8	9 SR3	10	11							
1	Audistang	S Goodlip	5	6	3.0	6	3	2.5	3	6	34.5	34.5	80.5	80.5			
		P Rees	10	10	1.0	6	6	3.0	6	4	46.0	46.0					
2	M&S	M Thorpe	8	2	3.0	9	9	3.5	7	5	46.5	46.5	80.0	80.0	0.5		
		S White	7	5	3.5	2	5	1.0	7	3	33.5	33.5					
3	Old Rollers	R Booth	10	8	5.0	8	8	3.0	DNS	DNS	42.0	42.0	70.5	70.5	9.5		
		N Simesy	3	3	1.0	4	4	1.5	6	6	28.5	28.5					
4	Gruesome Twosome	D Kalyan	4	4	2.5	7	7	3.5	7	4	39.0	39.0	61.5	61.5	9.0		
		J Kalyan	9	9	4.5	DNS	DNS	DNS	DNS	DNS	22.5	22.5					
4	Gray Hounds	S Gray	2	3	2.0	4	4	1.0	4	4	24.0	24.0	60.5	60.5	1.0		
		T Gray	4	8	4.0	3	4	1.5	7	5	36.5	36.5					
6	Barrier Bashers	M Dutton	4	4	1.0	2	3	2.0	6	3	25.0	25.0	59.0	59.0	1.5		
		L Smith	5	5	3.0	6	4	1.0	5	5	34.0	34.0					
7	Goldstar	G Ng	DNS	DNS	DNS	2	2	1.5	2	2	9.5	9.5	55.0	55.0	4.0		
		B Whitehouse	3	5	2.5	8	8	3.0	8	8	45.5	45.5					
8	At Whitt's End	S Whittaker	9	7	3.5	DNS	DNS	DNS	4	8	31.5	31.5	46.0	46.0	9.0		
		T Whittaker	3	7	1.5	DNS	DNS	DNS	1	2	14.5	14.5					
9	Segrob Ceinats	J Borges	2	2	3.5	3	3	1.0	2	3	19.5	19.5	45.0	45.0	1.0		
		A Staniec	3	3	1.0	2	4	1.5	4	7	25.5	25.5					
10	CD's	J Bowles	5	4	1.5	DNS	DNS	DNS	DNS	DNS	10.5	10.5	43.0	43.0	2.0		
		T Mullen	4	2	3.5	5	5	3.0	5	5	32.5	32.5					
11	Last Man Standing	C Blake	4	8	2.0	4	2	3.0	3	6	32.0	32.0	42.5	42.5	0.5		
		L Pateman	DNS	DNS	DNS	2	2	3.5	2	1	10.5	10.5					
12	Late Comers Racing	C Cooper	1	2	0.5	DNS	DNS	DNS	DNS	DNS	3.5	3.5	38.5	38.5	4.0		
		V de Oliveira	5	1	0.5	9	9	4.5	5	1	35.0	35.0					
13	Crash Team Racing	N Jarram	DNS	DNS	DNS	5	5	2.5	3	5	20.5	20.5	26.5	26.5	12.0		
		J Wardle	2	2	2.0	DNS	DNS	DNS	DNS	DNS	6.0	6.0					
14	2 Fast 2 Furious	L Blacker	DNS	DNS	DNS	DNS	DNS	DNS	DNS	DNS	0.0	0.0	25.5	25.5	1.0		
		A Smith	3	3	3.5	5	5	2.0	1	3	25.5	25.5					
15	Nitro Noobs	A Mitro	DNS	DNS	DNS	4	4	3.0	4	4	19.0	19.0	19.0	19.0	6.5		
		D Trantom	DNS	DNS	DNS	DNS	DNS	DNS	DNS	DNS	0.0	0.0					
16	Crash Test Dummies	L Edwards	DNS	DNS	DNS	DNS	DNS	DNS	DNS	DNS	0.0	0.0	11.5	11.5	7.5		
		D Edwards	5	5	1.5	DNS	DNS	DNS	DNS	DNS	11.5	11.5					
17	Magnetless Racing	S Bradley	3	3	1.5	DNS	DNS	DNS	DNS	DNS	7.5	7.5	7.5	7.5	4.0		
		C Hawes	DNS	DNS	DNS	DNS	DNS	DNS	DNS	DNS	0.0	0.0					
18	Joy Riders	D Hughes-Dowd	DNS	DNS	DNS	DNS	DNS	DNS	DNS	6	DNS	6.0	6.0	6.0	6.0	1.5	
		JJ Hughes-Dowd	DNS	DNS	DNS	DNS	DNS	DNS	DNS	DNS	0.0	0.0					

Members' Statistics

DHORC Carrera 2022 - 2026 Stats 1 - After CD220									
Meetings Attended			Driver Ranking			Race Group Wins			
Pos	Competitor (1st)	No	Pos	Competitor	Score	Pos	Competitor	No	CS
1	P Rees (18Jan22)	218	1	S Goodlip	2.222	1	V de Oliveira	69	(7)
2	N Sismey (18Jan22)	216	2	S White	3.481	2	S Goodlip	63	(6)
3	R Booth (18Jan22)	207	3	V de Oliveira	4.667	3	M Thorpe	62	(5)
4	D Kalyan (21Jun22)	203	4	T Gray	6.111	4	P Rees	55	(4)
5	A Smith (18Jan22)	201	5	S Whittaker	7.000	5	A Smith	54	(6)
6	S Gray (15Feb22)	195	6	K Spink	7.074	6	R Booth	40	(4)
7	S Goodlip (18Jan22)	193	7	M Thorpe	7.926	7	T Gray	35	(5)
8	M Thorpe (15Feb22)	187	8	N Sismey	8.333	8	A Staniec	34	(17)
9	S White (18Jan22)	180	9	A Smith	8.852	9	J Kalyan	33	(4)
10	M Dutton (22Mar22)	166	10	S Bradley	10.667	10	L Blacker	32	(4)
11	T Gray (16Aug22)	164	11	L Blacker	11.667	11	D Kalyan	31	(5)
12	L Blacker (18Jan22)	160	12	L Pateman	12.074	12	S White	29	(3)
13	J Kalyan (16Aug22)	154	13	T Whittaker	12.519	13	D Edwards	28	(9)
14	L Smith (18Jan22)	149	14	L Smith	12.667	14	N Sismey	27	(3)
15	D Edwards (18Jan22)	141	15	C Cooper	12.815	15	S Gray	26	(3)
15	V de Oliveira (17Nov23)	141	16	P Rees	13.185	16	D Garbett	24	(3)
17	S Rankin (23Aug22)	139	17	JJ Hughes-Dowd	13.444	17	JJ Hughes-Dowd	23	(10)
18	D Hughes-Dowd (22Nov22)	132	18	T Mullen	13.518	18	R Litherland	22	(5)
19	A Staniec (09May23)	130	19	C Hawes	14.926	19	L Pateman	21	(7)
20	L Pateman (18Jan22)	129	20	A Mitro	15.778	20	L Edwards	20	(4)
21	T Mullen (12Dec23)	127	21	S Whitehouse	15.852	21	M Dutton	18	(3)
22	L Edwards (18Jan22)	125	22	D Hughes-Dowd	15.889	21	JT Hughes-Dowd	18	(3)
23	JT Hughes-Dowd	120	23	N Jarram	16.074	21	A Woodhouse	18	(8)
24	D Garbett	113	24	D Kalyan	17.148	21	L Smith	18	(3)
25	C Cooper (18Jan22)	92	25	J Bowles	17.296	25	J Woodhouse	15	(3)
26	JJ Hughes-Dowd (22Nov22)	89	25	L Hobson	17.296	25	S Whittaker	15	(3)
27	G Peach	86	25	J Woodhouse	17.296	27	C Cooper	14	(2)
28	J Lamb	81	28	J Borges	17.407	27	D Hughes-Dowd	14	(3)
29	A Woodhouse (01Aug23)	67	29	J Kalyan	17.556	27	T Mullen	14	(2)
30	J Woodhouse (19Jan24)	65	30	R Booth	18.111	30	G Peach	13	(3)
31	S Whittaker (07Feb25)	63	30	D Edwards	18.111	30	J Lamb	13	(6)
32	R Litherland (17Dec24)	57	32	C Blake	18.222	32	T Whittaker	12	(6)
32	B Whitehouse (19Jan24)	57	33	A Woodhouse	18.333	33	A Rowland	11	(4)
34	J Borges (18Mar25)	55	34	J Wardle	19.222	33	B Whitehouse	11	(3)
35	K Spink (08Apr25)	46	35	A Staniec	19.519	35	J Borges	10	(3)
36	T Whittaker (17Jun25)	40	36	G Ng	19.778	36	G Skipp	9	(4)
37	J Bowles (07Feb25)	38	37	M Dutton	20.593	36	M Allsopp	9	(3)
38	A Rowland	37	38	S Gray	20.667	36	C Bacon	9	(3)
39	S Bradley (21Jan25)	36	39	D Trantom	22.778	39	K Spink	8	(6)
40	G Ng (18Mar25)	32	40	S Rankin	24.000	40	S Bradley	7	(3)
41	A Mitro (06Jun25)	31	41	A Mason	24.400	41	J Yates	6	
42	J Yates	30	42	L Edwards	25.926	42	J Johnson	5	(4)
43	G Skipp	28	RET	A Rowland	6.333	42	C Whitehouse	5	(4)
43	C Bacon	28	RET	R Litherland	7.667	42	A Mitro	5	(2)
45	N Jarram (14Oct25)	26	RET	G Skipp	7.778	45	J Bowles	4	(4)
46	C Whitehouse	23	RET	D Garbett	7.889	46	G Ng	3	(2)
47	M Allsopp	22	RET	M Allsopp	10.000	46	S Rankin	3	
48	M Smith	20	RET	C Bacon	10.259	46	C Blake	3	(2)
48	L Patterson	20	RET	J Yates	11.481	49	C Hawes	2	
50	J Johnson	19	RET	J Johnson	11.630	49	N Jarram	2	
51	C Hawes (04Nov25)	17	RET	R Hill	11.852	51	R Hill	1	
51	D Trantom (04Nov25)	17	RET	G Peach	12.185	51	M Smith	1	
51	J Wardle (14Oct25)	17	RET	C Whitehouse	14.296	51	M Farnsworth	1	
53	C Blake (29Nov25)	16	RET	JT Hughes-Dowd	14.556				
54	M Farnsworth	10	RET	M Smith	17.074				
55	R Hill	9	RET	J Lamb	18.222				
55	L Hobson (28Nov25)	9	RET	L Patterson	20.407				
57	A Mason (31Jan26)	5	RET	M Farnsworth	21.111				
58	JD Hughes-Dowd	3	RET	JD Hughes-Dowd	21.889				

(Driver Ranking = Average Position in Qualifying, Final Position & Fastest Lap Over Last 9 club nights)

Orange = No Change, Green = Improvement, Red = Deterioration, White = New, Blue = Retired or not a 2026 Member yet.

DHORC Carrera 2022 - 2026 Stats 2 - After CD 220

Poles				Wins				Fastest Laps			
Pos	Competitor	No	CS	Pos	Competitor	No	CS	Pos	Competitor	No	CS
1	S Goodlip	76	(7)	1	V de Oliveira	57	(7)	1	V de Oliveira	75	(11)
2	V de Oliveira	67	(12)	2	S Goodlip	49	(4)	2	S Goodlip	62	(8)
3	A Smith	43	(9)	3	A Smith	46	(4)	3	A Smith	46	(14)
4	D Garbett	14	(4)	4	S White	22	(3)	4	D Garbett	12	(3)
5	S White	8	(2)	5	D Garbett	19	(3)	5	S White	11	(2)
6	J Lamb	3	(3)	6	M Thorpe	6	(2)	6	L Blacker	3	(2)
6	G Peach	3	(2)	7	G Skipp	5	(4)	7	N Sismey	2	
8	N Sismey	2	(2)	7	N Sismey	5		7	G Peach	2	
9	L Pateman	1		9	L Blacker	4	(2)	9	J Lamb	1	
9	G Skipp	1		9	P Rees	4		9	L Pateman	1	
9	L Blacker	1		11	JJ Hughes-Dowd	3	(2)	9	JJ Hughes-Dowd	1	
9	P Rees	1		11	T Gray	3		9	G Skipp	1	
9	A Rowland	1		13	R Litherland	2		9	P Rees	1	
				14	K Spink	1		9	T Gray	1	
				14	A Rowland	1		9	A Rowland	1	
				14	T Whittaker	1		9	K Spink	1	
				14	S Whittaker	1					

DHORC Carrera Stats 3 - CD 220

Poles		Competitor		
Records		Name	Total	2026
All Time		S Goodlip	76	6
S Goodlip	68	V de Oliveira	67	4
Season		A Smith	43	
V de Oliveira	41	S White	8	1
		N Sismey	2	
		L Blacker	1	
		L Pateman	1	
		P Rees	1	
Wins		Competitor		
Records		Name	Total	2026
All Time		V de Oliveira	57	3
V de Oliveira	54	S Goodlip	49	4
Season		A Smith	46	
V de Oliveira	31	S White	22	3
		M Thorpe	6	1
		N Sismey	5	
		L Blacker	4	
		P Rees	4	
		T Gray	3	1
		JJ Hughes-Dowd	3	
		T Whittaker	1	
		K Spink	1	
		S Whittaker	1	1
Fastest Laps		Competitor		
Records		Name	Total	2026
All Time		V de Oliveira	75	4
V de Oliveira	69	S Goodlip	62	5
Season		A Smith	46	
V de Oliveira	43	S White	11	2
		L Blacker	3	
		N Sismey	2	
		L Pateman	1	
		P Rees	1	
		T Gray	1	
		JJ Hughes-Dowd	1	
		K Spink	1	

Best DHORC Carrera Position Records 2022 - 2026 - After CD 220														
Qualifying					Final Position					Fastest Lap				
Pos	Competitor	DHORC-CD	Gap	Date	Pos	Competitor	DHORC-DC	Gap	Date	Pos	Competitor	DHORC-CD	Gap	Date
1	S White	220	0	31-Jan-26	1	S Goodlip	220	0	31-Jan-26	1	V de Oliveira	220	0	31-Jan-26
1	V de Oliveira	219	1	31-Jan-26	1	S White	219	1	31-Jan-26	1	S White	219	1	31-Jan-26
1	S Goodlip	216	4	31-Jan-26	1	V de Oliveira	218	2	20-Jan-26	1	S Goodlip	214	6	30-Jan-26
1	A Smith	144	76	07-Feb-25	1	M Thorpe	216	4	31-Jan-26	1	K Spink	195	25	28-Oct-25
1	P Rees	86	134	20-Jan-24	1	T Gray	211	9	20-Jan-26	1	A Smith	138	82	03-Dec-24
1	L Blacker	85	135	20-Jan-24	1	N Sismey	209	11	02-Dec-25	1	L Blacker	86	134	20-Jan-24
1	N Sismey	48	172	09-May-23	1	A Smith	204	16	29-Nov-25	1	P Rees	84	136	20-Jan-24
1	L Pateman	6	214	15-Feb-22	1	P Rees	194	26	26-Oct-25	1	JJ Hughes-Dowd	53	167	04-Jul-23
2	S Bradley	201	19	28-Nov-25	1	K Spink	185	55	06-Jun-25	1	N Sismey	46	174	09-May-23
2	K Spink	190	30	25-Oct-25	1	L Blacker	86	134	20-Jan-24	1	L Pateman	5	215	15-Feb-22
2	T Gray	95	125	16-Apr-24	1	JJ Hughes-Dowd	54	166	04-Jul-23	2	J Borges	208	12	02-Dec-25
2	JJ Hughes-Dowd	51	169	13-Jun-23	2	S Whittaker	220	0	31-Jan-26	2	S Bradley	200	20	28-Nov-25
3	C Cooper	210	10	20-Jan-26	2	C Cooper	143	77	23-Aug-22	2	L Smith	85	135	20-Jan-24
3	T Mullen	194	26	26-Oct-25	2	L Pateman	4	216	15-Feb-22	3	T Whittaker	219	1	31-Jan-26
3	T Whittaker	179	41	16-Sep-25	3	J Woodhouse	204	16	29-Nov-25	3	S Whittaker	210	10	20-Jan-26
3	L Smith	86	134	20-Jan-24	3	T Mullen	157	83	18-Mar-25	3	D Edwards	166	54	07-Jun-25
3	D Hughes-Dowd	79	141	16-Jan-24	3	L Smith	154	66	11-Feb-25	3	C Cooper	143	77	21-Jan-25
3	M Thorpe	19	201	16-Aug-22	4	T Whittaker	202	18	29-Nov-25	3	M Thorpe	140	80	17-Dec-24
4	S Whittaker	211	9	20-Jan-26	4	J Borges	198	22	04-Nov-25	3	T Gray	125	95	25-Oct-24
4	D Edwards	103	117	08-Jun-24	4	S Gray	195	25	26-Oct-25	3	D Hughes-Dowd	78	142	16-Jan-24
4	R Booth	57	163	01-Aug-23	4	D Edwards	142	78	21-Jan-25	4	T Mullen	155	65	18-Mar-25
5	S Gray	125	95	25-Oct-24	4	R Booth	105	115	08-Jun-24	4	S Gray	140	80	17-Dec-24
5	J Kalyan	95	125	16-Apr-24	4	J Kalyan	57	163	01-Aug-23	5	C Blake	206	14	29-Nov-25
5	A Staniec	78	142	16-Jan-24	5	A Staniec	211	9	20-Jan-26	6	C Hawes	207	13	29-Nov-25
6	C Hawes	199	21	28-Nov-25	5	C Blake	206	14	29-Nov-25	6	J Woodhouse	104	116	08-Jun-24
6	J Woodhouse	105	115	08-Jun-24	5	S Bradley	186	34	24-Oct-25	6	M Dutson	103	117	08-Jun-24
7	N Jarram	210	10	20-Jan-26	6	B Whitehouse	150	70	08-Feb-25	6	L Edwards	72	148	18-Nov-23
7	C Blake	206	14	29-Nov-25	6	M Dutson	139	81	17-Dec-24	6	R Booth	36	184	17-Jan-23
7	J Borges	204	16	29-Nov-25	6	D Kalyan	107	113	08-Jun-24	7	A Mitro	211	9	20-Jul-26
7	M Dutson	104	116	08-Jun-24	6	A Woodhouse	96	124	16-Apr-24	7	B Whitehouse	192	28	25-Oct-25
8	B Whitehouse	127	93	22-Oct-24	7	J Bowles	205	15	29-Nov-25	7	D Kalyan	146	74	07-Feb-25
8	D Kalyan	122	98	15-Oct-24	7	D Hughes-Dowd	111	109	18-Jun-24	7	J Kalyan	69	151	17-Nov-23
8	L Edwards	25	195	25-Oct-22	7	L Edwards	73	147	18-Nov-23	8	A Staniec	211	9	20-Jan-26
9	G Ng	203	17	29-Nov-25	8	G Ng	204	16	29-Nov-25	8	G Ng	204	16	29-Nov-25
9	A Woodhouse	93	127	16-Apr-24	8	C Hawes	201	19	28-Nov-25	9	J Bowles	206	14	29-Nov-25
10	A Mitro	212	8	20-Jan-26	9	N Jarram	188	32	25-Oct-25	9	N Jarram	201	19	28-Nov-25
10	S Rankin	40	180	28-May-24	9	A Mitro	175	45	08-Jul-25	10	S Rankin	195	25	28-Oct-25
11	J Bowles	207	13	29-Nov-25	10	J Wardle	210	10	20-Jan-26	10	A Woodhouse	92	128	19-Mar-24
14	J Wardle	185	35	24-Oct-25	12	S Rankin	194	26	26-Oct-25	11	J Wardle	187	33	24-Oct-25
17	D Trantom	202	18	29-Nov-25	15	D Trantom	207	13	29-Nov-25	19	D Trantom	206	14	29-Nov-25
22	A Mason	216	4	31-Jan-26	20	A Mason	216	4	31-Jan-26	24	A Mason	217	3	31-Jan-26

Distance Covered in 2026 DHORC Carrera Champ - After Round 11

Pos	Competitor	Laps	Feet	Feet / Race	Miles	Races
1	S Goodlip	585.2	104,101	9,464	19.7	11
2	S White	569.5	101,303	9,209	19.2	11
3	T Gray	565.8	100,511	9,137	19.0	11
4	A Smith	539.1	95,597	8,691	18.1	11
5	L Smith	532.2	94,963	8,633	18.0	11
6	P Rees	517.9	92,661	8,424	17.5	11
7	D Kalyan	514.7	91,758	8,342	17.4	11
8	C Blake	494.0	88,272	8,025	16.7	11
9	S Gray	491.6	87,669	7,970	16.6	11
10	A Staniec	463.5	83,475	7,589	15.8	11
11	N Sismey	406.2	78,095	8,677	14.8	9
12	J Borges	434.6	76,818	6,983	14.5	11
13	M Thorpe	386.0	75,720	8,413	14.3	9
14	T Mullen	380.6	73,421	8,158	13.9	9
15	S Whittaker	426.4	73,280	9,160	13.9	8
16	K Spink	367.6	72,111	9,014	13.7	8
17	B Whitehouse	366.5	71,895	8,987	13.6	8
18	V de Oliveira	364.4	69,781	7,753	13.2	9
19	R Booth	399.1	69,422	7,714	13.1	9
20	T Whittaker	390.1	67,267	8,408	12.7	8
21	N Jarram	383.0	65,737	8,217	12.5	8
22	A Mitro	380.3	65,021	8,128	12.3	8
23	M Dutson	319.1	62,597	7,825	11.9	8
24	L Pateman	359.6	61,326	7,666	11.6	8
25	S Rankin	337.1	58,938	7,367	11.2	8
26	C Cooper	270.9	43,962	7,327	8.3	6
27	J Bowles	268.8	43,706	7,284	8.3	6
28	J Wardle	257.0	41,008	6,835	7.8	6
29	A Mason	205.1	40,234	8,047	7.6	5
30	G Ng	199.8	39,194	7,839	7.4	5
31	D Edwards	234.0	39,078	6,513	7.4	6
32	D Hughes-Dowd	219.7	33,319	8,330	6.3	4
33	J Kalyan	147.3	27,661	6,915	5.2	4
34	S Bradley	122.2	23,971	7,990	4.5	3
35	L Blacker	171.0	23,299	7,766	4.4	3
36	A Woodhouse	164.3	22,386	7,462	4.2	3
37	C Hawes	135.2	18,421	6,140	3.5	3
38	JJ Hughes-Dowd	133.0	18,121	6,040	3.4	3
39	L Edwards	132.8	18,094	6,031	3.4	3
40	D Trantom	130.2	17,740	5,913	3.4	3
41	J Woodhouse	116.6	15,887	5,296	3.0	3
Pos	Competitor	13,882.0	2,447,820.5	7,797	463.6	304

Could be, Won't be Race Groups 31Jan26

Race Groups

Grp	Competitor	Rank	Grp	Competitor	Rank
-----	------------	------	-----	------------	------

A

A1	S Goodlip	2.222
A2	S White	3.481
A3	V de Oliveira	4.667
A4	T Gray	6.111
A5	S Whittaker	7.000
A6	M Thorpe	7.926

D

D1	A Mitro	15.778
D2	D Hughes-Dowd	15.889
D3	N Jarram	16.074
D4	D Kalyan	17.148
D5	J Bowles	17.296
D6	J Woodhouse	17.296

B

B1	N Sismey	8.333
B2	A Smith	8.852
B3	S Bradley	10.667
B4	L Blacker	11.667
B5	L Pateman	12.074
B6	T Whittaker	12.519

E

E1	J Borges	17.407
E2	J Kalyan	17.556
E3	R Booth	18.111
E4	D Edwards	18.111
E5	C Blake	18.222
E6	A Woodhouse	18.333

C

C1	L Smith	12.667
C2	C Cooper	12.815
C3	P Rees	13.185
C4	JJ Hughes-Dowd	13.444
C5	T Mullen	13.519
C6	C Hawes	14.926

F

F1	J Wardle	19.222
F2	A Staniec	19.519
F3	M Dutson	20.593
F4	S Gray	20.667
F5	D Trantom	22.778
F6	S Rankin	24.000

Weekend Events

W1	K Spink	7.074
W2	B Whitehouse	15.852
W3	L Hobson	17.296
W4	G Ng	19.778

G

G1	L Edwards	25.926
----	-----------	--------

Reserves

R1	A Mason	24.400
R2	M Gretton	New
R3	M Blood	New

Key: Luke averaged 15.667, James 19.000 & Jenson 33.667 in last race so Luke D5 & James D6

Richard averaged 16.667, Dave 20.667 so Richard E3

Race Night Stand Down (Mugello 10Feb26)

Pos	Name
1	P Rees (Fuji 8Apr25)
2	D Kalyan (Fuji 8Apr25)
3	S Whittaker
4	R Booth
5	A Staniec (Racing)
6	T Whittaker (Racing)
7	J Borges (Racing)
8	S Goodlip
9	L Smith
10	S White
11	L Pateman
12	C Blake
13	S Gray
14	T Gray
15	D Hughes-Dowd
16	D Edwards
17	A Smith
18	C Cooper
19	N Jarram (Away)
20	A Mitro

Red SD Indicates who would stand down

Pos	Name
21	S Rankin
22	J Wardle
23	J Bowles
24	M Thorpe
25	S Bradley
26	M Dutson
27	J Kalyan (Sonoma 20Jan26)
28	T Mullen (Sonoma 20Jan26)
29	V de Oliveira (Sonoma 20Jan26)
30	N Sismey (Sonoma 20Jan26)
31	A Woodhouse (Away)
32	J Woodhouse (Away)
33	C Hawes
34	D Trantom
35	L Blacker
36	L Edwards
37	JJ Hughes-Dowd

No Stand Down for Le Mans In June

Weekend Racers

38	B Whitehouse
39	G Ng
40	K Spink
41	L Hobson

Reserve Racers

42	A Mason
43	M Gretton
44	M Blood

Next Circuit

Mugello



Where Do We Race Next?
What Are The Records?
Who Has Been On The Podium?

Circuit History

Mugello Circuit (Autodromo Internazionale del Mugello) is a motorsport race track in Scarperia e San Piero, Florence, Tuscany, Italy. The circuit length is 5.245 km (3.259 mi). It has 15 turns and a 1.141 km (0.709 mi) long straight. The circuit stadium stands have a capacity of 50,000.

Grand Prix motorcycle racing host an annual event at the circuit (for MotoGP and smaller classes). In 2007 and 2008 the Deutsche Tourenwagen Masters held an annual event. The track is owned by Scuderia Ferrari since 1988, which uses it for Formula One testing.

The first race of the A1GP 2008–09 season was originally planned to be held at the Mugello circuit on 21 September 2008. However, the race had to be cancelled due to the delay in building the new chassis for the new race cars.

The circuit hosted its first ever Formula One race on 13 September 2020, named the Tuscan Grand Prix, as part of the season being restructured due to the COVID-19 pandemic. This Grand Prix was the 1000th Grand Prix for Scuderia Ferrari.

Mugello (Italy)

				1st	2nd	3rd
DHORC-CD 141	21-Jan 2025	135'4"	V de Oliveira	L Blacker	P Rees	
DHORC-CD 142	21-Jan 2025	135'4"	V de Oliveira	R Litherland	M Thorpe	
DHORC-CD 143 (SR1)	21-Jan 2025	135'4"	V de Oliveira	C Cooper	S White	
DHORC-CD 143 (N)	21-Jan 2025	135'4"	S Gray (1)	S Goodlip	P Rees	
DHORC-CD 182	14-Oct 2025	135'4"	S White	S Goodlip	M Thorpe	
DHORC-CD 183	14-Oct 2025	135'4"	V de Oliveira (4)	S White	N Sismey	
DHORC-CD 184 (SR13)	14-Oct 2025	135'4"	S White (2)	V de Oliveira	S Goodlip	
DHORC-CD 184 (N)	14-Oct 2025	135'4"	P Rees (1)	D Hughes-Dowd	JT Hughes-Dowd	
DHORC-CD 221	10-Feb 2026	135'4"				
DHORC-CD 222	10-Feb 2026	135'4"				
DHORC-CD 223 (SR 4)	10-Feb 2026	135'4"				

Circuit Records

Qualifying / Fastest Lap

GT	S White	14Oct25
8.447 secs (10.924 mph)		
Race Laps (15 Mins)		
GT	V de Oliveira	14Oct25
82.5 Laps		
Race Laps (5 Mins) <small>Sprint Races</small>		
GT	V de Oliveira	21Jan25
31.2 Laps		
Race Laps (5 Mins) <small>NASCAR</small>		
NASCAR	P Rees	14Oct25
25.5 Laps		
Evening Group Points		
GT	C Cooper	21Jan25
20.5 Points		

Lap Length 135'4"

Qualifying / Fastest Lap				Race Laps 15-mins Endurance				Race Laps 5-mins Sprint				
Pos	Competitor	Fastest	MPH	Date	Pos	Competitor	Laps	Date	Pos	Competitor	Laps	Date
1	S White	8.447	10.924	14-Oct-25	1	V de Oliveira	82.5	14-Oct-25	1	V de Oliveira	31.2	21-Jan-25
2	S Goodlip	8.549	10.793	14-Oct-25	2	S White	82.3	14-Oct-25	2	S White	31.1	14-Oct-25
3	V de Oliveira	8.569	10.768	14-Oct-25	3	S Goodlip	81.5	14-Oct-25	3	S Goodlip	29.2	21-Jan-25
4	K Spink	9.200	10.030	14-Oct-25	4	N Sismey	78.6	14-Oct-25	4	C Cooper	29.1	21-Jan-25
5	A Smith	9.365	9.853	14-Oct-25	5	A Smith	78.2	14-Oct-25	5	L Smith	28.5	21-Jan-25
6	JT Hughes-Dowd	9.446	9.768	14-Oct-25	6	M Thorpe	77.9	14-Oct-25	6	A Smith	28.1	14-Oct-25
7	N Sismey	9.533	9.679	14-Oct-25	7	T Whittaker	77.6	14-Oct-25	7	M Thorpe	27.9	14-Oct-25
8	C Cooper	9.556	9.656	21-Jan-25	8	C Cooper	77.2	15-Oct-25	8	L Pateman	27.8	21-Jan-25
9	D Garbett	9.607	9.605	14-Jan-25	9	P Rees	77.1	14-Oct-25	8	T Mullen	27.8	21-Jan-25
10	S Bradley	9.788	9.427	14-Oct-25	10	K Spink	76.6	14-Oct-25	8	R Litherland	27.8	21-Jan-25
11	T Gray	9.798	9.417	14-Oct-25	11	J Woodhouse	76.2	14-Oct-25	8	S Bradley	27.8	14-Oct-25
12	D Edwards	9.823	9.394	21-Jan-25	12	T Gray	76.0	14-Oct-25	12	S Whittaker	27.5	14-Oct-25
13	J Woodhouse	9.834	9.383	14-Oct-25	13	D Hughes-Dowd	75.7	14-Oct-25	13	T Gray	27.4	21-Jan-25
14	L Blacker	9.894	9.326	21-Jan-25	14	S Bradley	75.5	14-Oct-25	14	S Gray	27.2	14-Oct-25
15	T Mullen	9.915	9.306	14-Oct-25	15	S Gray	75.2	14-Oct-25	15	N Sismey	27.1	21-Jan-25
16	L Smith	9.949	9.275	14-Jan-25	16	L Blacker	74.9	21-Jan-25	15	N Jarram	27.1	14-Oct-25
17	D Hughes-Dowd	9.953	9.271	14-Oct-25	17	T Mullen	74.7	14-Oct-25	17	C Bacon	27.0	21-Jan-25
18	M Thorpe	9.959	9.265	14-Oct-25	18	JT Hughes-Dowd	74.6	14-Oct-25	17	J Woodhouse	27.0	14-Oct-25
19	M Dutson	9.988	9.238	21-Jan-25	19	R Litherland	74.1	21-Jan-25	19	L Blacker	26.7	14-Oct-25
20	T Whittaker	9.996	9.231	14-Oct-25	20	S Whittaker	73.6	14-Oct-25	19	K Spink	26.7	14-Oct-25
21	P Rees	10.026	9.203	21-Jan-25	21	A Woodhouse	73.4	14-Oct-25	21	A Staniec	26.6	21-Jan-25
22	S Gray	10.079	9.155	14-Oct-25	21	D Kalyan	73.4	14-Oct-25	22	J Kalyan	26.5	21-Jan-25
23	R Litherland	10.102	9.134	21-Jan-25	23	D Edwards	73.2	21-Jan-25	23	D Kalyan	26.3	21-Jan-25
24	S Whittaker	10.154	9.087	14-Oct-25	24	R Booth	72.4	14-Oct-25	24	A Woodhouse	26.1	21-Jan-25
25	L Pateman	10.161	9.081	21-Jan-25	25	L Smith	70.8	21-Jan-25	25	R Booth	26.0	14-Oct-25
26	N Jarram	10.219	9.030	14-Oct-25	26	N Jarram	70.1	14-Oct-25	26	D Garbett	25.9	21-Jan-25
27	A Woodhouse	10.220	9.029	14-Jan-25	27	A Staniec	69.5	14-Oct-25	27	D Hughes-Dowd	25.8	21-Jan-25
28	D Kalyan	10.278	8.978	21-Jan-25	28	J Kalyan	69.4	21-Jan-25	28	P Rees (N)	25.5	14-Oct-25
29	R Booth	10.359	8.907	14-Jan-25	29	D Garbett	68.5	21-Jan-25	29	D Edwards	25.4	21-Jan-25
30	C Bacon	10.377	8.892	21-Jan-25	30	M Dutson	66.9	21-Jan-25	30	A Rowland	25.0	21-Jan-25
31	J Kalyan	10.401	8.872	14-Jan-25	31	J Bowles	66.5	14-Oct-25	31	L Edwards	24.3	21-Jan-25
32	J Borges	10.456	8.825	14-Oct-25	32	L Pateman	64.6	21-Jan-25	32	S Rankin	24.1	14-Oct-25
33	A Staniec	10.603	8.702	14-Jan-25	33	C Bacon	64.0	21-Jan-25	33	J Wardle	23.9	14-Oct-25
34	J Wardle	10.750	8.583	14-Oct-25	34	S Rankin	63.1	14-Oct-25	33	J Bowles	23.9	14-Oct-25
35	J Bowles	10.753	8.581	14-Oct-25	35	A Rowland	63.0	21-Jan-25	35	JT Hughes-Dowd (N)	22.6	14-Oct-25
36	A Rowland	10.876	8.484	21-Jan-25	36	J Borges	62.4	14-Oct-25	36	J Borges	21.7	14-Oct-25
37	S Rankin	10.959	8.420	14-Oct-25	37	J Wardle	61.5	14-Oct-25	37	T Whittaker	20.8	14-Oct-25
38	L Edwards	11.557	7.984	21-Jan-25	38	L Edwards	60.4	21-Jan-25	38	M Dutson	20.2	21-Jan-25



Visit dhorc.co.uk or Find us on **facebook**

Derby HO Racing Club



Club Night

R&R

TOMY AFX TYCO Carrera DIGITAL

Rules & Regulations 2026



Derby HO Racing Club  www.dhorc.co.uk

Derby HO Racing Club  www.dhorc.co.uk



Home of HO Le Mans

TOMY AFX TYCO SmartRa ((e Carrera DIGITAL

<https://dhorc.co.uk/wp-content/uploads/2025/12/DHORC-Rules-Regs-2026-1.pdf>



Item	Part Number	Price
Carrera Digital braids (x2)	n/a	£3.00
Carrera Digital Guide Blade	n/a	£1.25
PSR Motor with Gubbins	PSR-AC6	£6.00
m2 x 3mm Grub Screw (x2)	n/a	£0.50
m2.5 x 3mm Grub Screw	n/a	£0.50
m2.6 x 6mm body screws (x4)	n/a	£0.50
9 tooth Pinion Plastic	n/a	£0.50
9 tooth Pinion Brass	n/a	£1.00
27tooth crown gear	GI27-Bz	£7.50
54mm Axle	PA01-54	£1.50
Brass Axle Bushing (x2)	PA-68	£4.00
mixed bag of 30 washers/ spacers	n/a	£1.00
Axle Kit	kk07c	£16.00
Reworked Braids (x2)	n/a	£1.00
3d printed resin wheels 15.8x8mm (x2)	RLW132158	£2.00
3d printed resin wheels 16.3x10mm (x2)	RLW132163	£2.00
3d printed resin wheels 16.8x10mm (x2)	RLW132168	£2.00
3d printed resin wheels 17.3x10mm (x2)	RLW132173	£2.00
3d printed resin wheels 17.8x10mm (x2)	RLW132178	£2.00
Plastic Wheels 15.8x8.2mm (x2)	SIW15808215P	£2.00
Plastic Wheels 17.3x8.2mm (x2)	SIW17308215P	£2.00
Plastic Wheels 17.3x10mm (x2)	SIW17310005P	£2.00
Aluminium Wheels 15.8x8.2mm (x2)	SIW15808215A	£7.00
Aluminium Wheels 17.3x8.2mm (x2)	SIW17308215A	£7.00
Aluminium Wheels 17.3x9.75mm (x2)	SIW17309715A	£7.00
Aluminium Wheels 15.9x8.5mm (x2)	SP021120	£7.00



RAZORLITE Urethane Tyres (Sizes Available)

16x11, 5x1 RLT13201	19.5x11, 6x1.5 RLT13215	Policar Monoposto Scaleauto F1 Rear RLT13228
17x11, 5x1 RLT13202	20x11, 5x1 RLT13216	
17.5x11, 5x1 RLT13203	20x11, 5x1.5 RLT13217	20.25x11, 5x1 RLT13229
18x11, 5x1 RLT13204	20x11, 6x1 RLT13218	19x10, 5x1.5 RLT13230
19x10, 5x1 RLT13205	20x11, 6x1.5 RLT13219	19x10, 6x1 RLT13231
19x11, 5x1 RLT13206	20x12, 5x1 RLT13220	19x10, 6x1.5 RLT13232
19x11, 6x1 RLT13207	20x12, 6x1 RLT13221	19.75x11, 5x1 RLT13233
19x11, 6x1.5 RLT13208	20.5x11, 5x1 RLT13222	19.75x11, 5x1.5 RLT13234
19x12, 5x1 RLT13209	21x11, 5x1 RLT13223	19.75x11, 6x1 RLT13235
19.5x10, 5x1.5 RLT13210	21x12, 5x1 RLT13224	19.75x11, 6x1.5 RLT13236
19.5x10, 6x1.5 RLT13211	21.5x11, 5x1 RLT13225	21x11, 6x1.5 RLT13237
19.5x11, 5x1 RLT13212	Carrera F1 Rear RLT13226	20.5x11.5, 6x1.5 RLT13238
19.5x11, 5x1.5 RLT13213	Carrera Porsche 917 Rear RLT13227	20.75x11.5, 6x1.5 RLT13239
19.5x11, 6x1 RLT13214		
HighLighted Ones Available in the DHORC Club Spares Box Any other Sizes Listed Available to order		



RAZORLITE Rear Wheel & Tyre Guide

Front Wheel & Tyre Guide

Car GT Models	Carrera Wheels	Alternative Some Truing Req	Aftermarket 17.2/3mm wheel	Alternative Some Truing Req	Carrera Wheels	Aftermarket 15.8/9mm wheel
Aston Martin	RLT13234	RLT13217	RLT13212	RLT13233	RLT13230	RLT13205
Audi R8 LMS	RLT13213	RLT13234	RLT13233	RLT13220	RLT13230	RLT13205
Audi R8 LMS Evo2	RLT13213	RLT13234	RLT13233	RLT13220	RLT13230	RLT13205
BMW M4	RLT13230	RLT13213	RLT13212	RLT13233	RLT13230	RLT13205
BMW M6	RLT13213	RLT13234	RLT13233	RLT13220	RLT13230	RLT13205
Corvette C7r	RLT13213	RLT13234	RLT13233	RLT13220	RLT13230	RLT13205
Corvette C8r	RLT13213	RLT13234	RLT13233	RLT13220	RLT13230	RLT13205
Ferrari 488	RLT13208*	RLT13215	RLT13212*	RLT13233	RLT13230	RLT13205
Ford GT	RLT13213	RLT13234	RLT13233	RLT13220	RLT13230	RLT13205
McLaren 720s	RLT13234	RLT13217	RLT13233	RLT13220	RLT13230	RLT13205
Mercedes AMG	RLT13234	RLT13217	RLT13233	RLT13220	RLT13230	RLT13205
Porsche 911 RSR	RLT13213	RLT13234	RLT13233	RLT13220	RLT13230	RLT13205
X-Bow	RLT13208**	RLT13215	RLT13212*	RLT13233	RLT13230	RLT13205
Lamborghini Huracan	RLT13238	RLT13239	RLT13223	RLT13224	RLT13230	RLT13205
DTM Models						
Audi	RLT13234	RLT13217	RLT13212	RLT13233	RLT13230	RLT13205
BMW	RLT13234	RLT13217	RLT13212	RLT13233	RLT13230	RLT13205
Mercedes	RLT13234	RLT13217	RLT13212	RLT13233	RLT13230	RLT13205

* Some slight truing of tyres still required ** Recommend truing the Carrera hub before installing tyres



Item	Part Number	Price
Aluminium Wheels 16.9x8.5mm (x2)	SP021144	£7.00
Aluminium Wheels 16.9x10mm (x2)	SP021148	£7.00
Aluminium Wheels 17.2x10mm (x2)	SP021152	£7.00
Urethane Tyres (x2) - 19x10x5x1	RLT13205	£3.00
Urethane Tyres (x2) - 19x10x5x1.5	RLT13230	£3.00
Urethane Tyres (x2) - 19x11x6x1.5	RLT13208	£3.00
Urethane Tyres (x2) - 19.5x11x5x1	RLT13212	£3.00
Urethane Tyres (x2) - 19.5x11x5x1.5	RLT13213	£3.00
Urethane Tyres (x2) - 19.5x11x6x1.5	RLT13215	£3.00
Urethane Tyres (x2) - 19.75x11x5x1	RLT13233	£3.00
Urethane Tyres (x2) - 19.75x11x5x1.5	RLT13234	£3.00
Urethane Tyres (x2) - 20x11x5x1.5	RLT13217	£3.00
Urethane Tyres (x2) - 20x12x5x1	RLT13220	£3.00
Urethane Tyres (x2) - 20.5x11.5x6x1.5	RLT13238	£3.00
Urethane Tyres (x2) - 20.75x11.5x6x1.5	RLT13239	£3.00
Urethane Tyres (x2) - 21x11x5x1	RLT13223	£3.00
Urethane Tyres (x2) - 21x12x5x1	RLT13224	£3.00
Urethane Tyres (x2) - 21.5x11x5x1	RLT13225	£3.00
Urethane Tyres (x2) - 21x11x5x1.5	RLT13241	£3.00
Urethane Tyres (x2) - 22x10x8x1.5	RLT13240	£3.00
Urethane Tyres (x2) - 23x10x5x1	RLT13242	£3.00
Urethane Tyres (x2) - 20x13x5x1	RLT13243	£3.00
Urethane Tyres (x2) - 21x13x5x1	RLT13244	£3.00
Urethane Tyres (x2) - 20x13x6x1	RLT13245	£3.00
Urethane Tyres (x2) - 21x13x6x1	RLT13246	£3.00

Where is DHORC?

Derby HO Racing Club 
www.dhorc.co.uk

dhorc

Home of HO Le Mans

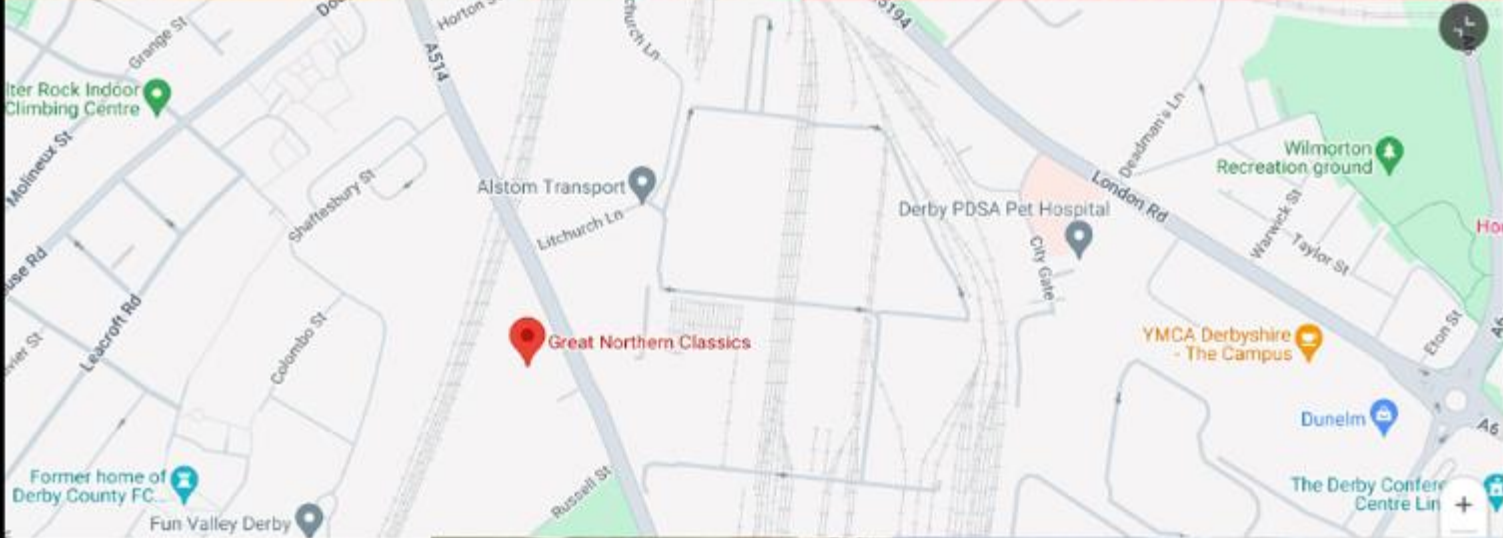
  

Derby HO Racing Club 
www.dhorc.co.uk

dhorc

www.dhorc.co.uk



GREAT NORTHERN CLASSICS



Great Northern Classics
274 – 278 Osmaston Road
Derby DE24 8AE

Nick Sismey
sismey80@hotmail.co.uk
07984339192