

Visit dhorc.co.uk or Find us on **facebook**

Derby HO Racing Club 
www.dhorc.co.uk

dhorc

Home of HO Le Mans

TOMY AFX
TYCO

Club Night

754

Round 03

Interlagos – GC

27Jan26

WORKSHOP
TOOLS



Prize Giving



CSL
cslautomation.co.uk

woodland
auto centre

ADULTS

- 01 R LITHERLAND**
- 02 S GOODLIP**
- 03 C BOWLES**

JUNIORS

- 01 JJ HUGHES-DOWD**
- 02 J WOODHOUSE**
- 03 J GRAHAM**

This Week: Laura Edwards and Phil Rees present trophies at Prize Giving



About:



History and Key Facts



HO Club founded on 7 July 1992

- DHORC: Derby HO Racing Club ("HO" Is The Scale = 1/64th)
- Tenant at Great Northern Classics, open to all!
- Home of world famous international Le Mans 24 Hour race until 2019.
- Smaller scale version of Scalextric, once set up works all night!
- Four and Eight lane circuits
- Computerised timing
- Statistics for every meeting and every member since July 1992
- Over 30 Club Nights each year
- 50+ circuit designs, up to 567 feet in length
- Eight-lane routed dhorcingham oval
- Two car categories – Tyco open wheel (F1)
 - Tomy SGP, BSRT, VSR, Bulldog enclosed wheel (GC)



Carrera Digital Club 1st race 18 January 2022

- 1/32nd Carrera Digital GT Cars
- 16 Evenings a year, with 15-minute Endurance & 5-minute Sprint Races
- 10+ circuits
- Full computerised timing and stats through SmartRace App



The Club Nights and Magazine Coverage

HO

- Racing starts at 18:45 hours – Finished by 22:00 hours
- Minimum of four 3-minute qualifying races & up to two Finals (F1 & GC) for each member
- Championship points for all members
- Magazine produced for every meeting covering every member & track statistic

Carrera Digital

- Racing starts at 18:00 – Finished by 22:00 hours
- Magazine produced after each evening
- Championship points for all members
- Rules & regulations booklet covering all the DHORC rules produced each year
- Great family atmosphere, a help-all culture

Membership Fees, Car Costs and Prizes

- Adult £40 and junior (under 16) £20 for HO & Carrera, £50/£25 combined
- Only £50 Total expenditure for two cars HO Cars, £65 one Carrera
- All cars and spares can be bought at club
- Adult, Masters (over 56), Junior (16 & under) HO Championships
- Adult & 70+ Carrera Championships





Editorial 754



Prize giving almost complete! Thank you to Club Secretary **Laura Edwards** for making a special journey to our Interlagos HO meeting to present the majority of trophies to our 2025 Champions and winners. The same to **Phil Rees** for presenting **Angus Smith** with his trophies at our Monza Carrera Digital evening. We have just one trophy to go, the Adult King of Speed, which was jointly won by Angus and **Andrew Woodhouse**. That will be presented when we can get both in the room at the same time.

Congratulations to **Reuben Litherland** for taking his first Adult win of the year, to **Jim Dudley** the Masters, **Steve Whittaker** his second Early Parents' and **JJ Hughes-Dowd** his third Junior victory.

After visiting the USA and Brazil for our first two circuits we are back to England for our third on 17Feb26, one of my favourites, Cadwell Park snuggled in the Lincolnshire Wolds. See you all there.

Nick Sismey



Front Cover: Everyone marshalling except for.....

Derby HO Racing Club		Committee...2026		Derby HO Racing Club	
Chairman / Treasurer	Nick Sismey	M 07984 339 192		sismey80@hotmail.co.uk	
Vice Chairman	Phil Rees	M 07912 378 652		dhorcman.p.r@ntlworld.com	
Secretary	Laura Edwards	M 07501 217 254		laurabubbles07@hotmail.co.uk	
CD Spares	Stuart Gray	M 07874 253 955		stuartcgray7@btinternet.com	
HO Spares + HO & CD Race Control	Lewis Blacker	M 07713 059 906		lewisjayblacker@outlook.com	
HO Race Control	Dan Hughes-Dowd	M 07568 480 438		dthd1984@gmail.com	
HO Parc Ferme	Reuben Litherland	M 07775 061 685		rj.litherland@yahoo.com	
HO & CD Race Control	Liam Smith	M 07477 698 158		liam-smith-93@hotmail.co.uk	
Carrera Digital	Victor de Oliveira	M 07841 505 860		vic.deo@hotmail.com	
HO Carrera Digital Scrutineer	Angus Smith	M 07591 813 431		angus@angussmith500.plus.com	
HO Carrera Digital Scrutineer	Simon Goodlip	M 07803 551708		simon.goodlip@sky.com	
Carrera Digital	Steve White	M 07859 999 480		wslotcarsteve@gmail.com	

THIS SLOT CAR MAGAZINE IS PUBLISHED AND COPYRIGHT 2026 BY DHORC, AND NO PORTION MAY BE REPRODUCED OR TRANSMITTED WITHOUT WRITTEN PERMISSION, AND MAY CONTAIN ARTICLES AND GRAPHICS REPRINTED WITH THE PERMISSION OF THE ORIGINAL COPYRIGHT HOLDER, WHO RETAINS ALL RIGHTS.

Contents754

Page	Details
003	Editorial
004	Contents
005	News & Views Including..... 1. Acknowledgements 2. HO 2025 Prize Giving 27Jan26 & 30Jan26
006	2026 Calendar
008	2026 Winners & Continuous Club Night Attendance Records
010	DHORC Official Clothing
012	Slot Cars & Spares
013	Razorlite Lexans HO
014	Race Report – Interlagos – 27 January 2026 - Round 03 of 37 Including..... Page 24 - Race Results Page 30 - Best Results Page 36 - Championship Tables
047	Members' Statistics
054	Next Circuit -Cadwell Park – 17 February 2026 - Rounds 04 & 05 of 37
063	Rules and Regulations 2026
064	Razorlite Lexans HO Catalogue



SLOT CARS DIRECT
UK's HO 1/64th Slot Car Specialist
We specialize in Tomy AFX, Viper Scale Racing
and Bulldog Racing Products.



Viper Scale Racing

News & Views.....754

1. Acknowledgements for DHORC 754

Stuart Gray	Setting Up, Marshalling & PA	Lee Pateman	Marshalling & PA
Jim Crunden	Setting Up & Marshalling	Baxter Crunden	Marshalling
Leo Sismey	Setting Up	Colin Blake	Marshalling & PA
Steve Whittaker	Marshalling	Luca Whittaker	Marshalling
Reuben Litherland	Parc Ferme, Marsh & PA	Jim Dudley	Marshalling & PA
Lewis Blacker	Spares, RC, PF, Marsh & PA	Mike Gretton	Marshalling & PA
Simon Goodlip	Race Control, Marsh & PA	Max Blake	Marshalling
Dan Hughes-Dowd	Marshalling	JJ Hughes-Dowd	Marshalling
Andrew Woodhouse	Marshalling	Jenson Woodhouse	Marshalling
Ellis Woodhouse	Marshalling	Charlie Youart	Marshalling
Denis Latham	Marshalling & Packing Away	Chris Bowles	Marshalling & PA
Mike Graham	Marshalling	Jimmy Graham	Marshalling

2. HO 2025 Prize Giving 27Jan26 & 30Jan26

With thanks to DHORC Club Secretary **Laura Edwards** for making a special trip to our HO Interlagos Club Night on 27Jan26 to present the trophies and **Phil Rees** for doing the same on 30Jan26 at the Friday night Carrera Digital Monza evening we have now presented most of the HO awards.



Congratulations to **Angus Smith** for becoming the fourth Member to take a record equalling fifth Adult HO Championship trophy, together with a third Masters and record fourth Alan Bullock Memorial Award, presented to the racer winning the last race in August.

Derby HO Racing Club		HO Calendar 2026		Derby HO Racing Club	
Tuesday	06-Jan	Conference Room	1 (F1)		Miami
Tuesday	27-Jan	Conference Room	2 (F1)	3 (GC)	Interlagos
Tuesday	17-Feb	Conference Room	4 (F1)	5 (GC)	Cadwell Park
Saturday	28-Feb	John Fretwell Sporting Complex	Corporate		Birthday Party
Tuesday	10-Mar	Conference Room	6 (F1)	7 (GC)	Monaco
Tuesday	31-Mar	Conference Room	8 (F1)	9 (GC)	Long Beach
Sat/Sun	18/19Apr	Donington Park	Corporate		BTCC
Tuesday	28-Apr	Conference Room	10 (F1)	11 (GC)	Zandvoort
Tuesday	12-May	Conference Room	12 (F1)	13 (GC)	Nashville
Tuesday	02-Jun	Conference Room	14 (F1)	15 (GC)	Dijon-Prenois
Tuesday	23-Jun	Conference Room	16 (F1)	17 (GC)	Shanghai
Tuesday	14-Jul	Conference Room	18 (F1)	19 (GC)	Red Bull Ring
Tuesday	21-Jul	Mezzanine / The Tram Shed	20 (F1)	21 (GC)	DHORCIngham Oval
Sat/Sun	01/02Aug	Highacres Farm	Corporate		Cromford Steam Rally
Tuesday	04-Aug	Conference Room	24 (F1)	25 (GC)	Fiorano
Sat/Sun	08/09Aug	Donington Park	Corporate		Convoy in the Park
Sat/Sun	22/23Aug	Donington Park	Corporate		BTCC
Tuesday	15-Sep	Conference Room	26 (F1)	27 (GC)	Jarama
Tuesday	29-Sep	Conference Room	28 (F1)	29 (GC)	Pukekohe Park
Tuesday	20-Oct	Conference Room	30 (F1)	31 (GC)	Donington Park
Tuesday	10-Nov	Conference Room	32 (F1)	33 (GC)	Trois-Rivieres
Tuesday	17-Nov	Conference Room			AGM
Tuesday	24-Nov	Conference Room	34 (F1)	35 (GC)	Watkins Glen
Tuesday	15-Dec	Conference Room	36 (F1)	37 (GC)	Jacarepagua

Derby HO Racing Club		CD Calendar 2026		Derby HO Racing Club	
Tuesday	13-Jan	Conference Room	Test Night		Sonoma (New)
Tuesday	20-Jan	Conference Room	1 2 3		Sonoma
Friday	30-Jan	Mezzanine / The Tram Shed	4 5 6		Monza
Saturday	31-Jan	Mezzanine / The Tram Shed	7 to 11		Monza
Tuesday	10-Feb	Conference Room	12 13 14		Mugello
Tuesday	24-Feb	Conference Room	Test Night		Ruapuna (New)
Tuesday	17-Mar	Conference Room	15 16 17		Ruapuna
Tuesday	14-Apr	Conference Room	18 19 20		Catalunya
Tuesday	05-May	Conference Room	Test Night		Fortaleza (New)
Tuesday	26-May	Conference Room	21 22 23		Fortaleza
Friday	05-Jun	Mezzanine / The Tram Shed	24 25 26		Le Mans
Saturday	06-Jun	Mezzanine / The Tram Shed	27 to 32		Le Mans
Sunday	07-Jun	Mezzanine / The Tram Shed	6-Hour Race		Le Mans
Tuesday	16-Jun	Conference Room	33 34 35		Fuji
Tuesday	07-Jul	Conference Room	36 37 38		Okayama
Tuesday	28-Jul	Conference Room	39 40 41		Watkins Glen
Tuesday	08-Sep	Conference Room	42 43 44		Sonoma
Friday	18-Sep	Mezzanine / The Tram Shed	45 46 47		Road America
Saturday	19-Sep	Mezzanine / The Tram Shed	48 to 53		Road America
Tuesday	13-Oct	Conference Room	54 55 56		Ruapuna
Friday	23-Oct	Mezzanine / The Tram Shed	57 58 59		Road Atlanta
Saturday	24-Oct	Mezzanine / The Tram Shed	60 to 68		Road Atlanta
Tuesday	03-Nov	Conference Room	69 70 71		Fortaleza
Tuesday	17-Nov	Conference Room			AGM
Tuesday	01-Dec	Conference Room	72 73		Luanda



Congratulations to **Andrew Woodhouse** and **Dan Hughes-Dowd** for sharing the Early Parents Championship, Dan catching Andrew in the 32nd and last round of the year. Dan also sent the second photo so they could share the trophy.



Congratulations to **Lewis Blacker** for taking his second Adult Final Challenge in three years. The Final Challenge is made of the points earned throughout the year from where each racer finishes in their Final. The same points are awarded for each Final. Winning any Final below the 'A' Final moves you up to the next Final where you can add more points. All points count towards the title.

Winners 2026

F1 Qualifies on Green & Blue, GC on Yellow & Red Lanes

Day	Date	Rnd	Track	Final	Adults	Masters	Juniors	Early Parents
Tue	06-Jan	1	Miami	F1	S Goodlip	N Sismey	JJ Hughes-Dowd	S Whittaker
Tue	27-Jan	2	Interlagos	F1	S Goodlip (2)	M Gretton	JJ Hughes-Dowd	J Crunden
Tue	27-Jan	3	Interlagos	GC	R Litherland	J Dudley	JJ Hughes-Dowd (3)	S Whittaker (2)
Tue	17-Feb	4	Cadwell Park	F1				
Tue	17-Feb	5	Cadwell Park	GC				
Tue	10-Mar	6	Monaco	F1				
Tue	10-Mar	7	Monaco	GC				
Tue	31-Mar	8	Long Beach	F1				
Tue	31-Mar	9	Long Beach	GC				
Tue	28-Apr	10	Zandvoort	F1				
Tue	28-Apr	11	Zandvoort	GC				
Tue	12-May	12	Nashville	F1				
Tue	12-May	13	Nashville	GC				
Tue	02-Jun	14	Dijon-Prenois	F1				
Tue	02-Jun	15	Dijon-Prenois	GC				
Tue	23-Jun	16	Shanghai	F1				
Tue	23-Jun	17	Shanghai	GC				
Tue	14-Jul	18	Red Bull Ring	F1				
Tue	14-Jul	19	Red Bull Ring	GC				
Tue	21-Jul	20	dhorcingham	F1				
Tue	21-Jul	21	dhorcingham	GC				
Tue	21-Jul	22	dhorcingham	F1				
Tue	21-Jul	23	dhorcingham	GC				
Tue	04-Aug	24	Fiorano	F1				
Tue	04-Aug	25	Fiorano	GC				
Tue	15-Sep	26	Jarama	F1				
Tue	15-Sep	27	Jarama	GC				
Tue	29-Sep	28	Pukekohe	F1				
Tue	29-Sep	29	Pukekohe	GC				
Tue	20-Oct	30	Misano	F1				
Tue	20-Oct	31	Misano	GC				
Tue	10-Nov	32	Trois-Rivieres	F1				
Tue	10-Nov	33	Trois-Rivieres	GC				
Tue	24-Nov	34	Watkins Glen	F1				
Tue	24-Nov	35	Watkins Glen	GC				
Tue	15-Dec	36	Jacarepagua	F1				
Tue	15-Dec	37	Jacarepagua	GC				

Race Winners

Adults	Masters	Juniors	Early Parents
 Reuben Litherland Adults	 Jim Dudley Masters	 JJ Hughes-Dowd Juniors	 Steve Whittaker Early Parents

Continuous Club Night Attendance Records

Members below have built up ten or more continuous Club Night attendances, including DHORC 754:-

Nick Sismey	303 Club Nights	Lewis Blacker	55	Luca Whittaker	29
Reuben Litherland	35	Dan Hughes-Dowd	21	JJ Hughes-Dowd	21
Andrew Woodhouse	19	Jenson Woodhouse	19		

Record Club Night Attendance	Phil Rees	710
Record Continuous Club Night Attendance	Nick Sismey	303
Record Continuous Evening Attendance	Nick Sismey	239



Congratulations to **Chris Bowles** for winning the Bob Chadwick Memorial Cup for taking victory on the last race in October.



Congratulations to **Mike Graham** for winning the prestigious Wooden Spoon trophy for 2025.

Derby HO Racing Club  www.dhorc.co.uk
dhorc
Home of HO Le Mans  

Derby HO Racing Club www.dhorc.co.uk
dhorc
SmartRac(e) 

Official Clothing



Contact
Nick Sismey



Original **DHORC**
Polo Shirts
or  DIGITAL 132

Derby HO Racing Club  www.dhorc.co.uk
dhorc
TOMY AFK TYCO 

Original **DHORC**
T-Shirts
or  DIGITAL 132



Derby HO Racing Club  www.dhorc.co.uk
dhorc
TOMY AFK TYCO 

Original **DHORC**
Hoodies
or  DIGITAL 132



Derby HO Racing Club  www.dhorc.co.uk
dhorc
TOMY AFK TYCO 

Original **DHORC**
Caps & Beanies
or  DIGITAL 132





Congratulations to **JJ Hughes-Dowd** for taking back-to-back Junior Championship and third consecutive Junior Final Challenge.



Congratulations to **Baxter Crunden** for taking the Junior Kings of Speed after taking the most points from our four Club Nights on our 107'11" routed eight lane Brad Bowman dhorcingham oval.



Slot Cars & Spares



Open Wheel (F1)

Body	£10.00	Bulkhead	£4.00
Chassis	£10.00	Armature	£6.00
Whole Car	£20.00	Crown/Pinion Gear	£2.50
Pickup Shoes (Pair)	£2.00	Rear Tyres (Pair)	£2.00
Pickup Springs	£1.00	Sponge (Pair)	£2.50
Pinion Gear	£1.50	Rear Axle with tyres	£5.00
Front Tyres (Pair)	£1.00	Guide Pins	£1.50
Front Axle	£2.00	Traction Magnets (Pair)	£2.00
Brush Springs (Pair)	£1.50	Brush Tubes (Pair)	£2.00
Brushes (Pair)	£2.00		
Motor Magnets (Pair)	£3.00		



Enclosed Wheel (GC)



VSR Chassis	£30.00
Bulldog Club Chassis	£15.00
Painted Lexan Body	£10.00
Pickup Shoes (Pair)	£2.00
Pickup Springs	£1.00
#417 7T Delrin Pinion Gear	£1.50
Front Axle, Wheels and Tyres	£4.00
Rear Axle, Crown Gear & Tyres	£8.00
Rear Narrow Hubs (Pair)	£3.00
Bulldog Crown Wheel & Pinion	£2.00
Body Clip	£1.00
Viper Endbell	£8.00
Armature	£6.00
22T VSR Crown Gear	£2.50
Rear Tyres (Pair)	£3.00
Guide Pins	£2.50
VSR Pro Blank Chassis	£10.00
Bulldog Can Motor	£5.00

Please Note: The Spares box may carry more items than listed here.



Updated 03Jan26



Visit our
Facebook Page
or the back of
this magazine



Clear plastic bodies to suit a variety of HO
chassis. Many not found elsewhere



Race Report



Round 03

Interlagos – GC

27th January 2026



Reuben Litherland broke away from Parc Ferme duties to take his first win of the year.

Round 2		Interlagos (Brazil)			Round 3	
Previous Results						
Adults			1st	2nd	3rd	
DHRC 23	04-Jan	1994	203'1"	N Sismey	J Tague	S Goodlip
DHRC 24	28-Jan	1994	203'1"	S Goodlip	M Chadwick	N Sismey
DHRC 25	15-Feb	1994	203'1"	J Neale	N Sismey	J Tague
DHRC 26	08-Mar	1994	203'1"	J Tague	A Smith	J Neale
DHRC 78	01-Apr	1997	203'1"	M Chadwick	S Goodlip	N Sismey
DHRC 98	31-Mar	1998	203'1"	N Sismey	M Chadwick	S Goodlip
DHRC 118	30-Mar	1999	203'1"	N Sismey	P Rees	R Seaman
DHRC 138	28-Mar	2000	203'1"	L Pateman	M Chadwick	S Goodlip
DHRC 249	03-May	2005	203'1"	M Chadwick	N Sismey	W Lander
DHRC 304	16-Oct	2007	203'1"	W Lander	N Sismey	J Sismey
DHRC 347	06-Oct	2009	203'1"	J Sismey	L Pateman	N Sismey
DHRC 400	11-Oct	2011	203'1"	L Pateman	P Rees	S Anand
DHRC 452	08-Oct	2013	114'0"	J Sismey	N Sismey	L Smith
DHRC 504	13-Oct	2015	114'0"	N Sismey	P Rees	D Passell
DHRC 510	09-Feb	2016	414'2"	J Sismey	S Goodlip	N Sismey
DHRC 548	27-Jun	2017	114'0"	S Goodlip	N Sismey	L Pateman
DHRC 610	22-Oct	2019	114'0"	A Smith	L Pateman	P Rees
DHRC 660	31-Jan	2023	114'0"	A Smith	S Goodlip	A Turnbull
DHRC 669 F1	18-Jul	2023	114'0"	S Goodlip	A Smith	N Sismey
DHRC 670 GC	18-Jul	2023	114'0"	A Smith	S Goodlip	A Turnbull
DHRC 722 F1	28-Jan	2025	114'0"	S Goodlip	A Smith	N Sismey
DHRC 753 F1	27-Jan	2026	114'0"	S Goodlip	L Pateman	C Bowles
DHRC 754 GC	27-Jan	2026	114'0"	R Litherland	S Goodlip	C Bowles
Juniors			1st	2nd	3rd	
DHRC 23	04-Jan	1994	203'1"	M Minnis	AJ McPeake	K Schofield
DHRC 24	28-Jan	1994	203'1"	M Minnis	AJ McPeake	J Henry
DHRC 25	15-Feb	1994	203'1"	M Minnis	AJ McPeake	C Davenport
DHRC 26	08-Mar	1994	203'1"	M Minnis	AJ McPeake	C Davenport
DHRC 78	01-Apr	1997	203'1"	C Bowles	J Henry	J Stevenson
DHRC 98	31-Mar	1998	203'1"	T Pank	C Bowles	J Stevenson
DHRC 118	30-Mar	1999	203'1"	C Bowles	J Henry	D Barker
DHRC 138	28-Mar	2000	203'1"	J Henry	T Pank	P Connally
DHRC 249	03-May	2005	203'1"	T Chadwick	J Sismey	T Measham
DHRC 304	16-Oct	2007	203'1"	C Bullock	A Hughes	M Warren
DHRC 347	06-Oct	2009	203'1"	L Smith	K Levers	J Mellor
DHRC 400	11-Oct	2011	203'1"	J Mellor	J Pateman	J Lister
DHRC 452	08-Oct	2013	114'0"	A Hall	P Martin	R Litherland
DHRC 504	13-Oct	2015	114'0"	A Hall	F Holmes	M Litherland
DHRC 510	09-Feb	2016	414'2"	A Turnbull	F Holmes	R Litherland
DHRC 548	27-Jun	2017	114'0"	A Turnbull	F Holmes	L Turnbull
DHRC 610	22-Oct	2019	114'0"	A Turnbull	L Turnbull	R Litherland
DHRC 660	31-Jan	2023	114'0"	L Bowles	E Doyle	JJ Hughes-Dowd
DHRC 669 F1	18-Jul	2023	114'0"	L Bowles	JJ Hughes-Dowd	J Woodhouse
DHRC 670 GC	18-Jul	2023	114'0"	L Bowles	JJ Hughes-Dowd	J Woodhouse
DHRC 722 F1	28-Jan	2025	114'0"	JJ Hughes-Dowd	JT Hughes-Dowd	J Graham
DHRC 753 F1	27-Jan	2026	114'0"	JJ Hughes-Dowd	J Woodhouse	J Graham
DHRC 754 GC	27-Jan	2026	114'0"	JJ Hughes-Dowd	J Woodhouse	J Graham

Circuit Records		Lap Length 114'	
Qualifying			
F1/GC	S Goodlip	31Jan23	97.7 Laps
F1	S Goodlip	27Jan26	42.8 Laps
GC	A Smith	18Jul23	55.3 Laps
Fastest Laps			
F1	S Goodlip	22Oct19	7.01 Secs
GC	L Pateman	22Oct19	5.45 Secs
Race Laps			
F1	S Goodlip	31Jan23	23.0 Laps
GC	A Smith	31Jan23	28.4 Laps
Final Points			
5.0 Points	M Allsopp	27Jun17	

DHRC 753 & 754



Chris Bowles refuelling before taking third in both Interlagos races.

Reuben takes 1st win of 2026!

'A' Final – Reuben Litherland kicked off his 2026 campaign with his first win in Round 3, overturning a half a lap deficit to Round 1 & 2 winner and Pole sitter **Simon Goodlip**, for the 108th (2nd) time, in Qualifying, to a 1.1 lap surplus at the flag giving him his seventh career victory. A fifth best race laps was also the reward for his 28.3 laps in the Final. How he managed to be so quick and so consistent on the tricky inside Yellow Lane no-one knows!

Chris Bowles took his fifth straight fastest lap to take him to 12 from 169 starts, as he finished on the bottom step of the podium nine tenths of a lap behind Simon. The latter extends his lead in the main Championship over Chris who moves into second place.

Lewis Blacker took his first Final win of the year, winning the 'B', but couldn't live with the top three taking fourth overall.





Junior 'B' – Ellis Woodhouse (7th), winner Jimmy Graham, Baxter Crunden (6th) & Charlie Youart (5th)



'B' Final – **Lee Pateman**, third in the Championship, took fifth, lapping considerably quicker than Lewis but losing out to the sum of 1.9 laps while **Nick Sismey**, chasing Phil Rees' record HO starts of 710 with his 701st here, was another 1.1 laps in arrears with his Bulldog chassis in sixth.

Denis Latham became the first Adult to reach double Final points in 2026 with his fourth Final win from three starts after winning the 'C'. While he would fall 2.2 laps behind Nick here, he would finish the evening 3.5 points ahead of the latter in the Final Challenge, Nick never having won that Championship in 31 attempts!

'C' Final – **Jim Dudley** jumped seven places from his 15th placed grid position to eighth after winning the 'D' and then beating two incumbent racers in the 'C'. The resulting 3.5 Final points placed him third equal with Simon in the Final Challenge. While Jim could do nothing about Denis he had an incredible battle with **Colin Blake** and **Mike Gretton**, all three finishing on 18 laps, Jim passing the seventh tenth, Colin the sixth and Mike the start line in tenth.

'D' Final – **Stuart Gray** was the one left in the 'D' this time after another great battle, Jim only closing out victory and the journey to the 'C' Final by four tenths, his fastest lap being just 0.11 seconds quicker than Stuart's.

Early Parents' 'E' Final – **Steve Whittaker** qualified fifth overall, over two laps ahead of his nearest rivals in eighth and ninth but there was only two tenths between him and **Andrew Woodhouse** as the flag dropped with Andrew's friend and 'F' Final winner **Mike Graham** only another 0.2 laps back in a hard fought Final. **Jim Crunden** didn't have the success he had hoped after winning the F1 race, as he took 15th overall. Steve extended his Championship lead to 3.0 points over Jim with Andrew a further point back. Steve also joins Jim and Simon in third place in the Final Challenge.

Early Parents' 'F' Final – **Dan Hughes-Dowd** took his second Wooden Spoon of the year as 2025 Wooden Spoon Champion Mike pipped him by 2.4 laps.

MASTERS REPORT

Jim, our 3rd winner in 2026!

Jim took his first win of the year from Steve, with Simon and Stuart in third, Nick in fifth and Mike sixth. Nick continues to lead the Championship with Jim, Simon and Steve in second, a point back.





Junior 'A' – Jenson Woodhouse (2nd) winner JJ Hughes-Dowd, Luca Whittaker (4th) & Jimmy (3rd)



JUNIOR REPORT

Who will stop JJ?

'A' Final – JJ Hughes-Dowd record third Championship attempt continued in the right direction with his third win from three starts in 2026, in what was his 100th Junior Club Night! And like the F1 'A' Final earlier **Jenson Woodhouse** and **Jimmy Graham** again joined him on the second and third step of the podium. This time however JJ took his first maximum 50 point haul of the year with the five extra points from Qualifying. His fifth straight Pole of the year took him to a career high of 58, breaking friend Lewis Bowles' 42.7 laps set on 18Jul23 by seven tenths leaving it at 43.4 laps. His record 56th win saw him add 2.2 laps to Jenson's score and 6.6 laps to 'B' Final winner Jimmy. This was also JJ's 60th Final win, one short of the all-time record by a Junior!

JJ's ninth straight fastest lap takes his total to 53, while a fifth consecutive best race laps takes him to 54 in that category. **Luca Whittaker** had qualified his mini straight into the 'A' but had to watch as Jimmy lapped him a couple of times as he took fourth. He however remains in third in the Championship behind JJ and Jenson.



'B' Final – **Charlie Youart** took his best finish to date in four starts with fifth, however **Baxter Crunden** was only three tenths behind Charlie. Baxter lost the lead in the Final Challenge to JJ in the process with Jenson in third. Jenson's younger brother **Ellis Woodhouse** was the last of the Final finishers in seventh while again we unfortunately lost **Max Blake** before the Finals.

Tommy Tyco



Adult Early Parents' 'F' – Dan Hughes-Dowd (16th) & winner Mike Graham

Race Results



Who Came Where?

Who Scored What?



Adult Early Parents' 'E' – Mike (14th), winner Steve Whittaker (12th), Jim Crunden (15th) & Andrew Woodhouse (13th)



DERBY H:O SLOT CAR CLUB CHAMPIONSHIP RACE 754															
Interlagos - 27 January 2026 - GC - Round 03															
MASTER POINTS TABLE (NM = NON MEMBER)															
QUALIFYING				FASTEST LAPS				BEST RACE LAPS (3 MINS)				POINTS TOTAL			
POS	ADULT	LAPS	PTS	POS	ADULT	TIME	MPH	POS	ADULT	LAPS	PTS	POS	ADULT	PTS	
1	S Goodlip (M)	52.6	45	1	C Bowles	5.84	13.309	1	R Litherland	28.3	45	1	R Litherland	3.5	
2	C Bowles	52.4	38	2	S Goodlip (M)	5.89	13.196	2	S Goodlip (M)	27.4	41	2	S Goodlip (M)	3.0	
3	R Litherland	52.1	34	3	R Litherland	6.03	12.890	3	C Bowles	26.4	36	3	L Blaker	2.5	
4	L Blaker	43.9	31	4	L Pateman	6.13	12.680	4	L Blaker	24.9	31	4	L Blaker	2.5	
5	S Whittaker (M)	43.8	29	5	L Blaker	6.44	12.069	5	L Pateman	23.3	29	5	R Litherland	2.0	
6	N Sismey (M)	42.5	28	6	S Whittaker (M)	6.98	11.136	6	S Whittaker (M)	22.4	28	6	S Whittaker (M)	2.0	
7	L Pateman	41.8	27	7	D Latham	6.98	11.136	7	N Sismey (M)	22.2	27	7	S Goodlip (M)	1.5	
8	J Crunden	41.4	26	8	J Crunden	7.00	11.104	8	M Graham	22.0	26	8	J Dudley (M)	1.5	
9	A Woodhouse	41.0	25	9	N Sismey (M)	7.06	11.010	9	A Woodhouse	21.6	25	9	C Blake	1.5	
10	D Latham	39.2	24	10	M Graham	7.16	10.856	10	D Latham	21.4	24	10	M Grettton (M)	1.5	
11	D Hughes-Dowd	38.1	23	11	D Hughes-Dowd	7.24	10.736	11	J Crunden	21.0	23	11	S Gray (M)	1.5	
12	M Graham	37.8	22	12	A Woodhouse	7.29	10.662	12	C Blake	20.6	22	12	C Bowles	1.0	
13	C Blake	36.9	21	13	J Dudley (M)	7.74	10.042	12	J Dudley (M)	20.6	21	13	A Woodhouse	1.0	
14	M Grettton (M)	36.9	20	14	C Blake	7.75	10.029	14	S Gray (M)	19.9	20	14	M Graham	1.0	
15	J Dudley (M)	36.8	19	15	M Grettton (M)	7.75	10.029	15	D Hughes-Dowd	19.6	19	15	J Crunden	0.5	
16	S Gray (M)	33.0	18	16	S Gray (M)	7.84	9.914	16	M Grettton (M)	18.5	18	16	D Hughes-Dowd	0.5	
QUALIFYING				FASTEST LAPS				BEST RACE LAPS (3 MINS)				POINTS TOTAL			
POS	JUNIOR	LAPS	PTS	POS	JUNIOR	TIME	MPH	POS	JUNIOR	LAPS	PTS	POS	JUNIOR	PTS	
1	JJ Hughes-Dowd	43.4	45	1	JJ Hughes-Dowd	6.71	11.584	1	JJ Hughes-Dowd	22.0	50	1	JJ Hughes-Dowd	3.0	
2	J Woodhouse	38.7	38	2	M Blake	6.86	11.331	2	L Whittaker	20.8	38	2	J Woodhouse	2.0	
3	L Whittaker	36.8	34	3	J Woodhouse	7.23	10.751	3	J Woodhouse	20.3	34	3	J Graham	1.5	
4	M Blake	36.1	31	4	B Crunden	7.33	10.604	4	M Blake	19.4	31	4	L Whittaker	1.5	
5	J Graham	32.7	29	5	L Whittaker	7.56	10.281	5	J Graham	17.9	29	5	C Youart	1.0	
6	E Woodhouse	31.5	28	6	J Graham	8.08	9.620	6	E Woodhouse	17.5	28	6	B Crunden	0.5	
7	B Crunden	31.4	27	7	E Woodhouse	8.40	9.253	7	B Crunden	15.9	27	7	E Woodhouse	0.5	
8	C Youart	29.8	26	8	C Youart	8.69	8.944	8	C Youart	15.4	26	8	M Blake	0.0	

Final Points

POS	ADULT	PTS
1	J Dudley (M)	3.5
2	M Graham	3.0
3	L Blaker	2.5
3	D Latham	2.5
5	R Litherland	2.0
5	S Whittaker (M)	2.0
7	S Goodlip (M)	1.5
7	L Pateman	1.5
7	A Woodhouse	1.5
7	D Hughes-Dowd	1.5
7	S Gray (M)	1.5
12	C Bowles	1.0
12	N Sismey (M)	1.0
12	C Blake	1.0
15	J Crunden	0.5
15	M Grettton (M)	0.5



Adult 'D' – Winner Jim Crunden & Stuart Gray (11th)

DERBY H:O SLOT CAR CLUB CHAMPIONSHIP RACE 754

Interlagos - 27 January 2026 - GC - Round 03

QUALIFYING AND FINAL RACE RESULTS



CL	NAME	YELLOW		RED		QUAL	FIN	PTS	FINAL 1		FINAL 2		FINAL 3		BEST		TOTAL
		LAPS	TIME	LAPS	TIME				LAPS	TIME	LAPS	TIME	LAPS	TIME	LAPS	TIME	
A	S Goodlip (M)	25.2	6.31	27.4	6.03	52.6	A2	1.5	26.3	5.89					27.4	5.89	78.9
A	C Bowles	26.0	5.96	26.4	5.84	52.4	A3	1.0	25.2	5.93					26.4	5.84	77.6
A	R Litherland	26.4	6.12	25.7	6.47	52.1	A1	2.0	28.3	6.03					28.3	6.03	80.4
A	L Blacker	22.2	7.01	21.7	7.26	43.9	A4	2.5	24.9	6.44	21.4	6.67			24.9	6.44	90.2
A	S Whittaker (M)	21.4	7.40	22.4	6.98	43.8	E1	2.0	21.8	7.42					22.4	6.98	65.6
A	N Sismey (M)	21.1	7.37	21.4	7.06	42.5	B3	1.0	22.2	7.59					22.2	7.06	64.7
A	L Pateman	19.9	6.27	21.9	6.37	41.8	B2	1.5	23.3	6.13					23.3	6.13	65.1
A	J Crunden	20.4	7.00	21.0	7.07	41.4	E4	0.5	14.9	8.26					21.0	7.00	56.3
A	A Woodhouse	19.6	7.66	21.4	7.29	41.0	E2	1.5	21.6	7.32					21.6	7.29	62.6
A	D Latham	19.0	8.38	20.2	7.45	39.2	B4	2.5	21.4	7.75	20.0	6.98			21.4	6.98	80.6
A	D Hughes-Dowd	18.7	7.24	19.4	8.00	38.1	F2	1.5	19.6	7.35					19.6	7.24	57.7
A	M Graham	17.4	8.06	20.4	7.73	37.8	E3	3.0	22.0	7.16	21.4	7.35			22.0	7.16	81.2
A	C Blake	16.3	9.09	20.6	7.75	36.9	C3	1.0	18.6	7.77					20.6	7.75	55.5
A	M Gretton (M)	18.5	8.47	18.4	8.17	36.9	C4	0.5	18.0	7.75					18.5	7.75	54.9
A	J Dudley (M)	16.2	9.05	20.6	7.74	36.8	C2	3.5	19.4	7.75	18.7	8.17			20.6	7.74	74.9
A	S Gray (M)	13.1	11.57	19.9	8.34	33.0	D2	1.5	19.0	7.84					19.9	7.84	52.0
J	JJ Hughes-Dowd	22.0	6.92	21.4	6.71	43.4	A1	2.0	21.4	6.84					22.0	6.71	64.8
J	J Woodhouse	18.4	7.23	20.3	7.75	38.7	A2	1.5	19.2	7.60					20.3	7.23	57.9
J	L Whittaker	16.0	8.16	20.8	7.56	36.8	A4	0.5	12.2	11.20					20.8	7.56	49.0
J	M Blake	16.7	7.19	19.4	6.86	36.1	C1								19.4	6.86	36.1
J	J Graham	16.0	8.66	16.7	8.77	32.7	A3	3.0	17.9	8.08	14.8	8.93			17.9	8.08	65.4
J	E Woodhouse	14.0	9.17	17.5	8.69	31.5	B4	0.5	13.9	8.40					17.5	8.40	45.4
J	B Crunden	15.5	7.48	15.9	7.33	31.4	B3	1.0	15.0	8.15					15.9	7.33	46.4
J	C Youart	15.4	8.69	14.4	10.08	29.8	B2	1.5	15.3	9.46					15.4	8.69	45.1
														TOTAL FEET	171,946.2	TOTAL LAPS	1,508.3



Adult 'C' – Mike Gretton (10th), winner Denis Latham, Colin Blake (9th) & Jim (8th)



Everyone's
Best Results
At This Circuit



What are my Best Scores?
Who Have I Beaten?



Adult 'B' – Nick Sismey (6th), winner Lewis Blacker, Lee Pateman (5th) & Denis (7th)



Interlagos Adult Best Off Chart 3 - GC														
Qualifying					Fastest Laps					Race Laps				
Pos	Adult	Laps	MPH	Date	Pos	Adult	Time	MPH	Date	Pos	Adult	Laps	MPH	Date
1	A Smith	55.3	11.940	18-Jul-23	1	L Pateman	5.45	14.262	22-Oct-19	1	A Smith	28.8	12.436	28-Jan-25
2	A Turnbull	54.7	11.810	18-Jul-23	2	A Smith	5.47	14.210	31-Jan-23	2	R Litherland	28.3	12.220	27-Jan-26
3	S Goodlip	52.6	11.357	27-Jan-26	2	S Goodlip	5.47	14.210	18-Jul-23	3	S Goodlip	28.2	12.177	18-Jul-23
4	C Bowles	52.4	11.314	27-Jan-26	4	C Bowles	5.73	13.565	28-Jan-25	4	L Pateman	27.9	12.048	22-Oct-19
5	R Litherland	52.1	N/A	27-Jan-26	5	A Turnbull	5.95	13.063	18-Jul-23	5	A Turnbull	27.7	11.961	18-Jul-23
6	N Sismey	51.0	11.011	18-Jul-23	6	N Sismey	6.03	12.890	31-Jan-23	6	C Bowles	27.3	11.789	28-Jan-25
7	P Rees	45.6	9.845	18-Jul-23	6	R Litherland	6.03	12.890	27-Jan-26	7	N Sismey	26.8	11.573	13-Oct-15
8	D Turnbull	45.2	9.759	18-Jul-23	8	L Smith	6.06	12.826	28-Jan-25	8	G Peach	25.6	11.055	31-Jan-23
9	L Blacker	44.5	9.608	18-Jul-23	9	J Lamb	6.19	12.557	13-Oct-15	9	J Sismey	25.4	10.968	08-Oct-13
10	S Whittaker	43.8	N/A	27-Jan-26	10	G Peach	6.23	12.476	31-Jan-23	9	P Rees	25.4	10.968	22-Oct-19
11	L Bowles	42.7	9.219	18-Jul-23	11	L Blacker	6.44	12.069	27-Jan-26	11	D Passell	24.9	10.752	13-Oct-15
12	L Pateman	41.8	N/A	27-Jan-26	12	J Sismey	6.52	11.921	08-Oct-13	11	L Blacker	24.9	10.752	27-Jan-26
13	JJ Hughes-Dowd	41.6	8.982	18-Jul-23	13	D Garbett	6.54	11.885	31-Jan-23	13	J Lymer	24.5	10.580	27-Jun-17
14	J Crunden	41.4	8.939	27-Jan-26	14	P Rees	6.58	11.813	22-Oct-19	14	J Lamb	24.4	10.536	13-Oct-15
15	A Woodhouse	41.0	8.852	27-Jan-26	15	JJ Hughes-Dowd	6.74	11.532	18-Jul-23	15	L Smith	23.7	10.234	08-Oct-13
16	S Gray	40.5	8.744	18-Jul-23	16	J Lymer	6.76	11.498	22-Oct-19	16	D Turnbull	23.6	10.191	18-Jul-23
17	D Latham	39.2	8.464	27-Jan-26	17	D Passell	6.78	11.464	13-Oct-15	17	J Holmes	23.2	10.018	13-Oct-15
18	A Stevenson	39.1	8.442	18-Jul-23	18	R Blake	6.85	11.347	08-Oct-13	18	D Edwards	22.5	9.716	22-Oct-19
19	D Hughes-Dowd	38.1	8.226	27-Jan-26	18	A Woodhouse	6.85	11.347	28-Jan-25	18	D Garbett	22.5	9.716	22-Oct-19
20	M Graham	37.8	N/A	27-Jan-26	20	D Turnbull	6.88	11.298	18-Jul-23	18	L Bowles	22.5	9.716	18-Jul-23
21	C Blake	36.9	N/A	27-Jan-26	21	L Bowles	6.91	11.249	31-Jan-23	18	JJ Hughes-Dowd	22.5	9.716	18-Jul-23
21	M Gretton	36.9	7.967	27-Jan-26	22	D Edwards	6.96	11.168	22-Oct-19	22	R Blake	22.4	9.673	08-Oct-13
23	J Dudley	36.8	7.945	27-Jan-26	23	D Latham	6.98	11.136	27-Jan-26	22	S Whittaker	22.4	9.673	27-Jan-26
24	A Thompson	N/A	N/A	N/A	23	S Whittaker	6.98	11.136	27-Jan-26	24	A Stevenson	22.1	9.543	18-Jul-23
24	C Roythorne	N/A	N/A	N/A	25	J Crunden	7.00	11.104	27-Jan-26	25	A Woodhouse	22.0	9.500	28-Jan-25
24	C Stannard	N/A	N/A	N/A	26	J Holmes	7.06	11.010	13-Oct-15	25	M Graham	22.0	9.500	27-Jan-26
24	D Edwards	N/A	N/A	N/A	27	M Dutson	7.07	10.994	28-Jan-25	27	D Latham	21.9	9.457	28-Jan-25
24	D Garbett	N/A	N/A	N/A	28	M Graham	7.16	10.856	27-Jan-26	28	H Smith	21.5	9.284	31-Jan-23
24	D Passell	N/A	N/A	N/A	29	A Stevenson	7.18	10.826	18-Jul-23	29	M Dutson	21.4	9.241	28-Jan-25
24	G Peach	N/A	N/A	N/A	30	M Allsopp	7.19	10.810	27-Jun-17	30	K Payne	21.2	9.155	08-Oct-13
24	H Smith	N/A	N/A	N/A	31	K Alcock	7.23	10.751	22-Oct-19	31	J Crunden	21.0	9.068	27-Jan-26
24	J Holmes	N/A	N/A	N/A	32	D Hughes-Dowd	7.24	10.736	27-Jan-26	32	S Gray	20.8	8.982	31-Jan-23
24	J Lamb	N/A	N/A	N/A	33	J Tetley	7.26	10.706	13-Oct-15	33	C Blake	20.6	8.895	27-Jan-26
24	J Litherland	N/A	N/A	N/A	34	H Smith	7.34	10.590	31-Jan-23	33	J Dudley	20.6	8.895	27-Jan-26
24	J Lymer	N/A	N/A	N/A	35	S Smith	7.40	10.504	31-Jan-23	35	J Tetley	20.5	8.852	13-Oct-15
24	J Sismey	N/A	N/A	N/A	36	R Masters	7.57	10.268	27-Jun-17	36	R Crossland	20.4	8.809	08-Oct-13
24	J Tetley	N/A	N/A	N/A	37	S Gray	7.63	10.187	31-Jan-23	36	S Smith	20.4	8.809	31-Jan-23
24	K Alcock	N/A	N/A	N/A	38	R Crossland	7.64	10.174	08-Oct-13	38	R Masters	20.2	8.723	27-Jun-17
24	K Payne	N/A	N/A	N/A	39	A Thompson	7.74	10.042	31-Jan-23	38	A Thompson	20.2	8.723	31-Jan-23
24	L Elmore	N/A	N/A	N/A	39	J Dudley	7.74	10.042	27-Jan-26	40	M Allsopp	20.0	8.636	27-Jun-17
24	L Smith	N/A	N/A	N/A	41	C Blake	7.75	10.029	27-Jan-26	41	L Williamson	19.7	8.507	22-Oct-19
24	L Williamson	N/A	N/A	N/A	41	M Gretton	7.75	10.029	27-Jan-26	41	D Hughes-Dowd	19.7	8.507	18-Jul-23
24	M Allsopp	N/A	N/A	N/A	43	L Williamson	7.77	10.004	22-Oct-19	43	C Roythorne	19.5	8.420	08-Oct-13
24	M Martinez	N/A	N/A	N/A	44	K Payne	7.95	9.777	08-Oct-13	44	K Alcock	19.4	8.377	27-Jun-17
24	P Barber	N/A	N/A	N/A	45	J Litherland	7.99	9.728	08-Oct-13	45	M Gretton	18.5	7.989	27-Jan-26
24	R Blake	N/A	N/A	N/A	46	C Roythorne	8.00	9.716	08-Oct-13	46	M Martinez	18.4	7.945	22-Oct-19
24	R Crossland	N/A	N/A	N/A	47	M Blake	8.22	9.456	28-Jan-25	47	R Lawson	17.5	7.557	27-Jun-17
24	R Lawson	N/A	N/A	N/A	48	L Elmore	8.54	9.102	13-Oct-15	48	J Litherland	17.3	7.470	08-Oct-13
24	R Masters	N/A	N/A	N/A	49	M Martinez	8.57	9.070	22-Oct-19	49	L Elmore	16.7	7.211	13-Oct-15
24	S Smith	N/A	N/A	N/A	50	R Lawson	8.77	8.863	27-Jun-17	50	P Barber	16.5	7.125	08-Oct-13
24	T Hagues	N/A	N/A	N/A	51	T Hagues	9.10	8.541	27-Jun-17	51	C Stannard	16.3	7.039	13-Oct-15
24	M Dutson	N/A	N/A	N/A	52	P Barber	9.56	8.130	08-Oct-13	52	T Hagues	15.6	6.736	27-Jun-17
24	M Blake	N/A	N/A	N/A	53	C Stannard	9.88	7.867	13-Oct-15	53	M Blake	14.4	6.218	28-Jan-25



Adult 'A' – Lewis (4th), Simon Goodlip (2nd), Chris (3rd) & winner Reuben.



Interlagos Junior Best Off Chart 3 - GC

Qualifying					Fastest Laps					Race Laps				
Pos	Junior	Laps	MPH	Date	Pos	Junior	Time	MPH	Date	Pos	Junior	Laps	MPH	Date
1	JJ Hughes-Dowd	43.4	9.370	27-Jan-26	1	R Litherland	6.25	12.436	22-Oct-19	1	R Litherland	26.1	11.270	22-Oct-19
2	L Bowles	42.7	9.219	18-Jul-23	2	A Turnbull	6.37	12.202	27-Jun-17	2	A Turnbull	24.6	10.623	22-Oct-19
3	J Woodhouse	38.7	8.356	27-Jan-26	3	JJ Hughes-Dowd	6.52	11.921	28-Jan-25	3	L Bowles	24.0	10.364	18-Jul-23
4	L Whittaker	36.8	7.945	27-Jan-26	4	L Bowles	6.84	11.364	18-Jul-23	4	JJ Hughes-Dowd	22.7	9.802	28-Jan-25
5	M Blake	36.1	7.794	27-Jan-26	5	M Blake	6.86	11.331	27-Jan-26	5	A Hall	22.6	9.759	13-Oct-15
6	J Graham	32.7	7.060	27-Jan-26	6	L Turnbull	6.95	11.184	22-Oct-19	6	L Turnbull	22.4	9.673	22-Oct-19
7	E Woodhouse	31.5	6.801	27-Jan-26	7	G Reyes-England	7.05	11.025	22-Oct-19	7	JT Hughes-Dowd	21.0	9.068	28-Jan-25
8	B Crunden	31.4	3.390	27-Jan-26	8	M Litherland	7.07	10.994	13-Oct-15	8	G Reyes-England	20.8	8.982	22-Oct-19
9	C Youart	29.8	3.217	27-Jan-26	9	JT Hughes-Dowd	7.11	10.932	28-Jan-25	8	L Whittaker	20.8	8.982	27-Jan-26
10	T Stevenson	28.1	6.067	18-Jul-23	10	J Woodhouse	7.23	10.751	27-Jan-26	10	F Holmes	20.6	8.895	13-Oct-15
11	A Hall	N/A	N/A	N/A	11	B Crunden	7.33	10.604	27-Jan-26	11	H Smith	20.4	8.809	31-Jan-23
11	A Turnbull	N/A	N/A	N/A	12	A Hall	7.43	10.461	13-Oct-15	12	J Woodhouse	20.3	8.766	27-Jan-26
11	Ca Holland	N/A	N/A	N/A	13	J Martinez	7.45	10.433	22-Oct-19	13	J Martinez	20.0	8.636	22-Oct-19
11	D Jackson	N/A	N/A	N/A	14	L Whittaker	7.56	10.281	27-Jan-26	14	L Brooks	19.9	8.593	13-Oct-15
11	D Paul	N/A	N/A	N/A	15	H Smith	7.60	10.227	31-Jan-23	15	M Litherland	19.5	8.420	13-Oct-15
11	E Doyle	N/A	N/A	N/A	16	L Brooks	7.65	10.160	13-Oct-15	16	M Blake	19.4	8.377	27-Jan-26
11	E Jackson	N/A	N/A	N/A	17	F Holmes	7.70	10.094	13-Oct-15	17	E Doyle	18.7	8.075	31-Jan-23
11	F Holmes	N/A	N/A	N/A	18	D Paul	7.78	9.991	27-Jun-17	18	T Stevenson	18.5	7.989	28-Jan-25
11	G Reyes-England	N/A	N/A	N/A	19	E Doyle	7.81	9.952	31-Jan-23	19	J Graham	17.9	7.730	27-Jan-26
11	H Smith	N/A	N/A	N/A	20	J Graham	8.08	9.620	27-Jan-26	20	E Woodhouse	17.5	7.557	27-Jan-26
11	H Taylor	N/A	N/A	N/A	21	J Elmore	8.13	9.561	13-Oct-15	21	J Thompson	17.4	7.514	31-Jan-23
11	I Bradley	N/A	N/A	N/A	22	H Taylor	8.22	9.456	13-Oct-15	22	P Martin	16.8	7.255	08-Oct-13
11	J Elmore	N/A	N/A	N/A	23	J Thompson	8.25	9.421	31-Jan-23	23	J Lawson	16.7	7.211	27-Jun-17
11	J Hagues	N/A	N/A	N/A	24	Ca Holland	8.28	9.387	13-Oct-15	24	Ca Holland	16.2	6.995	13-Oct-15
11	J Lawson	N/A	N/A	N/A	25	T Stevenson	8.39	9.264	28-Jan-25	25	J Elmore	16.0	6.909	13-Oct-15
11	J Martinez	N/A	N/A	N/A	26	E Woodhouse	8.40	9.253	27-Jan-26	26	T James	15.9	6.866	13-Oct-15
11	J Perry	N/A	N/A	N/A	27	C Youart	8.69	8.944	27-Jan-26	26	B Crunden	15.9	6.866	27-Jan-26
11	J Thompson	N/A	N/A	N/A	28	Z Brazell	8.75	8.883	28-Jan-25	28	D Jackson	15.5	6.693	13-Oct-15
11	L Brooks	N/A	N/A	N/A	29	P Martin	8.89	8.743	08-Oct-13	28	D Paul	15.5	6.693	27-Jun-17
11	L Turnbull	N/A	N/A	N/A	30	T James	9.07	8.570	13-Oct-15	28	Z Brazell	15.5	6.693	28-Jan-25
11	M Bradley	N/A	N/A	N/A	31	J Perry	9.12	8.523	13-Oct-15	31	H Taylor	15.4	6.650	13-Oct-15
11	M Litherland	N/A	N/A	N/A	32	D Jackson	9.25	8.403	13-Oct-15	31	C Youart	15.4	6.650	27-Jan-26
11	P Martin	N/A	N/A	N/A	33	J Lawson	9.37	8.295	27-Jun-17	33	M Bradley	15.0	6.477	08-Oct-13
11	R Litherland	N/A	N/A	N/A	34	M Bradley	9.70	8.013	08-Oct-13	34	J Hagues	14.3	6.175	27-Jun-17
11	S Bowman	N/A	N/A	N/A	35	J Hagues	9.95	7.812	27-Jun-17	35	E Jackson	14.2	6.132	13-Oct-15
11	S Martinez	N/A	N/A	N/A	35	S Bowman	9.95	7.812	22-Oct-19	36	I Bradley	13.9	6.002	08-Oct-13
11	T James	N/A	N/A	N/A	37	E Jackson	10.55	7.368	13-Oct-15	37	S Bowman	13.8	5.959	22-Oct-19
11	JT Hughes-Dowd	N/A	N/A	N/A	38	I Bradley	10.95	7.098	08-Oct-13	38	J Perry	12.5	5.398	13-Oct-15
11	Z Brazell	N/A	N/A	N/A	39	S Martinez	12.16	6.392	22-Oct-19	39	S Martinez	9.8	4.232	22-Oct-19

INTERLAGOS

GROUP A

Y L BLACKER
G M GRETTON
R J DUDLEY
B N SISMEY

GROUP B

Y L PAYEMAN
G S GOODUP
R R LITHERLAND
B C BOWLES

GROUP C

Y D LATHAM
G S GRAY
R A WOODHOUSE
B C BLAKE

GROUP D

Y D HUGHES-DOWD
G S WHITTAKER
R M GRAHAM
B J CRUNDEN

GROUP E

Y JJ HUGHES-DOWD
G L WHITTAKER
R J GRAHAM
B B CRUNDEN

GROUP F

Y C YOUNG
G J WOODHOUSE
R E WOODHOUSE
B M BLAKE

GROUP G

Y
G
R
B

F1

A
1 SIMON
2 LEE
3 CHRIS
J
1 JJ
2 JENSON
3 JIMMY

G C

A
1 KEVIN
2 SIMON
3 CHRIS
J
1 JJ
2 JENSON
3 JIMMY

Race Groups & Podiums.

Championship Tables



Those All Important
Points!

Championship Leaders 27Jan26 After Round 03



Adult

Championship

Simon Goodlip

Final Challenge

Denis Latham

King of Speed

TBA

Top Adult Points at dhorcingham oval

Junior

Championship

JJ Hughes-Dowd

Final Challenge

JJ Hughes-Dowd

King of Speed

TBA

Top Junior Points at dhorcingham oval

Other

Masters (56+)

Nick Sismey

Early Parents

Steve Whittaker

Alan Bullock

TBA

Winner of last Adult Club Night in August

Bob Chadwick

TBA

Winner of last Adult Club Night in October

Key: Orange = New Leader, Green = Champion

DHORC Championship 2026 after Round 03

Pos	Competitor	Wins	MIA F1	INT F1	INT GC	Total	Best (75%)	Diff
	Name		1	2	3	38	TBA	
	(Adults)		06-Jan	27-Jan	27-Jan	Scores	Scores	
1	S Goodlip (M)	2	46	48	41	135	135	
2	C Bowles		35	36	36	107	107	28
3	L Pateman		39	38	29	106	106	1
4	R Litherland	1	27	29	45	101	101	5
5	L Blacker		29	27	31	87	87	14
5	N Sismey (M)		28	31	28	87	87	
7	D Latham		24	28	27	79	79	8
8	S Gray (M)		26	26	23	75	75	4
9	C Blake		22	23	25	70	70	5
9	J Dudley (M)		20	24	26	70	70	
11	M Gretton (M)		19	25	24	68	68	2
12	S Whittaker (M)		18	21	22	61	61	7
13	J Crunden		17	22	19	58	58	3
14	A Woodhouse		16	20	21	57	57	1
15	D Hughes-Dowd		15	19	18	52	52	5
16	M Graham		DNS	18	20	38	38	14
17	A Smith (M)		33	DNS	DNS	33	33	5
18	M Blood		25	DNS	DNS	25	25	8
19	G Reynolds (M)		23	DNS	DNS	23	23	2
20	B Johnson (M)		21	DNS	DNS	21	21	2
Pos	(Juniors)	Wins	752	753	754	Total	75%	Diff
1	JJ Hughes-Dowd	3	49	48	50	147	147	
2	J Woodhouse		39	40	38	117	117	30
3	L Whittaker		34	31	31	96	96	21
4	B Crunden		31	29	28	88	88	8
5	E Woodhouse		29	28	27	84	84	4
5	C Youart		28	27	29	84	84	
7	J Graham		DNS	34	34	68	68	16
8	M Blake		DNS	26	26	52	52	16
Pos	(Masters)	Wins	752	753	754	Total	75%	Diff
1	N Sismey (M)	1	3.0	2.5	1.0	6.5	6.5	
2	S Goodlip (M)		2.0	2.0	1.5	5.5	5.5	1.0
2	S Whittaker (M)		2.0	1.5	2.0	5.5	5.5	
2	J Dudley (M)	1	1.5	0.5	3.5	5.5	5.5	
5	S Gray (M)		1.5	1.5	1.5	4.5	4.5	1.0
5	M Gretton (M)	1	1.0	3.0	0.5	4.5	4.5	
7	G Reynolds (M)		1.5	DNS	DNS	1.5	1.5	3.0
8	A Smith (M)		0.5	DNS	DNS	0.5	0.5	1.0
8	B Johnson (M)		0.5	DNS	DNS	0.5	0.5	
Pos	(Early Parents)	Wins	752	753	754	Total	75%	Diff
1	S Whittaker (M)	2	18	21	22	61	61	
2	J Crunden	1	17	22	19	58	58	3
3	A Woodhouse		16	20	21	57	57	1
4	D Hughes-Dowd		15	19	18	52	52	5
5	M Graham		DNS	18	20	38	38	14

DHORC Final Challenge 2026 Round 03

Pos	Competitor	Final Wins	MIA F1	INT F1	INT GC	Results	
	Name		1	2	3	(37)	Turn Up
	(Adult)		06-Jan	27-Jan	27-Jan	Points	Rate
1	D Latham	3	4.5	3.0	2.5	10.0	100.00%
2	N Sismey (M)	2	3.0	2.5	1.0	6.5	100.00%
3	S Goodlip (M)	2	2.0	2.0	1.5	5.5	100.00%
3	S Whittaker (M)	2	2.0	1.5	2.0	5.5	100.00%
3	J Dudley (M)	1	1.5	0.5	3.5	5.5	100.00%
6	C Bowles	1	3.0	1.0	1.0	5.0	100.00%
7	L Pateman		1.5	1.5	1.5	4.5	100.00%
7	L Blacker	1	1.5	0.5	2.5	4.5	100.00%
7	S Gray (M)		1.5	1.5	1.5	4.5	100.00%
7	M Gretton (M)	1	1.0	3.0	0.5	4.5	100.00%
7	D Hughes-Dowd	1	0.5	2.5	1.5	4.5	100.00%
7	M Graham	1	DNS	1.5	3.0	4.5	100.00%
13	J Crunden	1	1.5	2.0	0.5	4.0	100.00%
13	R Litherland	1	0.5	1.5	2.0	4.0	100.00%
15	A Woodhouse		1.0	1.0	1.5	3.5	100.00%
15	C Blake		1.0	1.5	1.0	3.5	100.00%
17	G Reynolds (M)		1.5	DNS	DNS	1.5	33.33%
18	M Blood		1.0	DNS	DNS	1.0	33.33%
19	A Smith (M)		0.5	DNS	DNS	0.5	33.33%
19	B Johnson (M)		0.5	DNS	DNS	0.5	33.33%
Pos	(Junior)	Wins	752	753	754	Points	Rate
1	JJ Hughes-Dowd	3	2.0	2.0	2.0	6.0	100.00%
2	B Crunden	1	2.5	1.5	1.0	5.0	100.00%
3	J Woodhouse		1.5	1.5	1.5	4.5	100.00%
4	L Whittaker	1	1.0	2.5	0.5	4.0	100.00%
4	J Graham	1	DNS	1.0	3.0	4.0	100.00%
6	E Woodhouse		1.5	1.0	0.5	3.0	100.00%
6	C Youart		1.0	0.5	1.5	3.0	100.00%
8	M Blake		DNS	0.0	0.0	0.0	100.00%
Turn Up Rates			100%	86%	85.71%	AVE	90.12%

Members' Statistics

ADULT STATISTICS 1992-2026 - AFTER DHORC 754

Sheet 1 of 5 (Note: Highlighted Names are Current 2026 Members, CS = Best Consecutive Results)

MEETINGS (Junior & Adult) ATTENDED		RACES (Junior & Adult) COMPLETED		DRIVER RANKING		FINALS WON					
Pos	ADULT (1st Race)	No	Pos	ADULT	No	Pos	ADULT	No	CS		
1	P REES (07Jul92)	710	1	P REES	3,964	1	* S GOODLIP	2,575	1	L PATEMAN	293 (5)
2	N SISMEY (07Jul92)	701	2	N SISMEY	3,748	2	* J SISMEY	2,750	2	P REES	255 (3)
3	L PATEMAN (01Sep92)	644	3	L PATEMAN	3,521	3	* W LANDER	2,838	3	S GOODLIP	206 (4)
4	G PEACH (07Jan97)	457	4	G PEACH	2,548	4	* A SMITH	3,213	4	N SISMEY	186 (2)
5	S GOODLIP (01Jun93)	435	5	S GOODLIP	2,226	5	* M CHADWICK	3,813	5	M CHADWICK	117 (3)
6	P BARBER	363	6	P BARBER	2,102	6	* C BOWLES	4,136	6	A SMITH	113 (5)
7	A McPEAKE	299	7	A BULLOCK	1,802	7	* R LITHERLAND	4,513	7	L SMITH	106 (3)
8	A BULLOCK	292	8	A McPEAKE	1,658	8	* J TAGUE	4,538	8	J SISMEY	103 (4)
9	M CHADWICK	287	9	R MASTERS	1,598	9	* T MEASHAM	5,113	9	G PEACH	102 (2)
10	R MASTERS	280	10	M CHADWICK	1,537	10	* J NEALE	5,200	10	D McPEAKE	77 (2)
11	N LAMBERT	269	11	C ROYTHORNE	1,513	11	* L PATEMAN	5,800	11	L BLACKER	69 (3)
12	D TURNBULL (07Nov13)	256	12	N LAMBERT	1,479	12	* A TURNBULL	5,775	12	A McPEAKE	66 (2)
13	L SMITH (29May07) (302)	250	13	L SMITH (1,785)	1,433	13	* K LYE	6,063	12	A BULLOCK	66 (2)
14	C ROYTHORNE	249	14	D McPEAKE	1,366	14	* C ROYTHORNE	6,350	14	J TAGUE	64 (2)
15	D McPEAKE	245	15	R SEAMAN	1,313	15	* G PEACH	6,438	15	N LAMBERT	61 (2)
16	A SMITH (07Jul92)	244	16	J SISMEY (1,957)	1,303	16	* D GARBETT	6,450	15	M ALLSOPP	61 (3)
17	R SEAMAN	235	17	D TURNBULL	1,275	17	* A McPEAKE	6,488	17	R SEAMAN	60 (2)
18	J SISMEY (331)	211	18	M ALLSOPP	1,265	18	* N SISMEY	6,513	18	W LANDER	56 (2)
19	M ALLSOPP	203	19	A SMITH	1,097	19	* R SEAMAN	6,550	19	C ROYTHORNE	55 (2)
20	J LAMB	179	20	J LAMB	1,048	20	* P REES	6,650	20	R MASTERS	54 (2)
21	C BOWLES (28Mar95) (245)	169	21	S ANAND	976	21	* L SMITH	7,038	21	S ANAND	53 (3)
22	P LEVERS	166	22	P LEVERS	957	22	* R BLAKE	7,125	22	C BOWLES	52 (3)
23	J TAGUE	165	23	J LYMER	948	23	* T CHADWICK	7,250	23	J LAMB	49 (3)
23	S GRAY (10Apr18)	165	24	J TAGUE	858	23	* S ANAND	7,250	24	P LEVERS	48 (2)
25	S ANAND	154	25	K ALCOCK	848	25	* A BULLOCK	7,438	25	A HOLLIDAY	43 (3)
26	L BLACKER (30Apr19)	148	26	D EDWARDS	801	26	* M ALLSOPP	7,488	26	I BRENTNALL	41 (3)
27	J LYMER	146	27	C BOWLES (1,152)	750	27	* R CROSSLAND	8,175	26	P BARBER	41 (2)
28	D EDWARDS	139	28	G WESTON	682	28	* L BLACKER	8,450	28	R LITHERLAND	39 (3)
29	K ALCOCK	131	29	A HOLLIDAY	679	29	* D McPEAKE	8,563	29	J LYMER	38 (2)
30	B JOHNSON (29Mar94)	128	30	W LANDER	661	30	* D BRENTNALL	8,838	30	D TURNBULL	37 (3)
31	A HOLLIDAY	123	31	S GRAY	656	31	* K PAYNE	8,850	31	JJ HUGHES-DOWD	35 (4)
32	L EDWARDS	116	32	L EDWARDS	654	32	* J ROYTHORNE	8,938	32	B JOHNSON	34 (3)
33	S SMITH	115	33	J HOLMES	639	33	* JJ HUGHES-DOWD	9,000	33	G WESTON	33 (2)
33	R LAWSON (03Mar15)	115	34	B JOHNSON	603	34	* J LEVERS	9,063	34	K ALCOCK	30 (3)
35	G WESTON	113	35	L BLACKER	599	35	* D TURNBULL	9,088	34	A TURNBULL	30 (2)
36	C HENRY	109	36	S SMITH	581	36	* A DAVIES	9,138	36	D EDWARDS	29 (2)
36	D GARBETT	109	37	R LAWSON	577	37	* P LEVERS	9,188	36	D GARBETT	29 (2)
38	R LITHERLAND (21May13) (258)	107	38	C HENRY	552	38	* J LYMER	9,288	38	R BLAKE	26 (2)
39	W LANDER	104	39	D GARBETT	523	39	* S WHITTACKER	9,650	39	D BRENTNALL	25 (5)
40	J HOLMES	98	40	I BRENTNALL	511	40	* S PANK	9,775	39	M ROGERS	25 (3)
41	D HUGHES-DOWD (18Oct22)	95	41	R CROSSLAND	456	41	* D PASSELL	9,850	39	J HOLMES	25
42	I BRENTNALL	94	42	T DINGLEY	455	42	* J LAMB	10,063	42	J NEALE	24 (2)
43	A TURNBULL (07Nov13) (240)	88	43	J ROYTHORNE	432	43	* T DINGLEY	10,125	43	D HUGHES-DOWD	23 (2)
44	T DINGLEY	87	44	A TURNBULL (1,294)	389	44	* I BRENTNALL	10,325	44	J LEVERS	22 (3)
44	A WOODHOUSE (09Aug22)	87	45	R BLAKE	383	45	* D LATHAM	10,339	44	R CROSSLAND	22 (2)
46	R CROSSLAND	81	45	R LITHERLAND (1,300)	383	46	* M KNIGHTON	10,363	46	S MINNIS	21 (3)
47	A STAMPER	76	47	A STAMPER	366	47	* G WESTON	10,375	46	S PANK	21 (2)
48	D LATHAM (21Feb23)	71	48	S PANK	364	48	* D EDWARDS	10,438	46	T DINGLEY	21
49	S PANK	69	49	J LITHERLAND	362	49	* M ROGERS	10,463	49	J ROYTHORNE	20 (2)
49	J ROYTHORNE	69	50	S MINNIS	356	50	* B JOHNSON	10,539	50	C HENRY	19

(Driver Ranking = Average Position in Qualifying, Final Position, Fastest Lap & Race Laps Over Last 20 club nights)

ADULT STATISTICS 1992-2026 - AFTER DHORC 754

Sheet 2 of 5 (Note: Highlighted Names are Current 2026 Members, CS = Best Consecutive Results)

MEETINGS (Junior & Adult)		RACES (Junior & Adult)		DRIVER RANKING		FINALS WON						
ATTENDED		COMPLETED		ADULT		ADULT						
Pos	ADULT (1st Race)	No	Pos	ADULT	No	Pos	ADULT					
51	S MINNIS	67	51	J LEVERS	322	51	* J CRUNDEN	11.325	51	A FEARN	18	(2)
52	JJ HUGHES-DOWD (166)	66	52	D HUGHES-DOWD	320	52	* S MINNIS	11.400	51	S GRAY	18	
53	R BLAKE	62	53	A FEARN (380)	319	53	* JT HUGHES-DOWD	11.500	53	D LATHAM	16	(2)
53	J LITHERLAND	62	54	J NEALE	318	54	* S GRAY	11.988	54	S LANDER	14	(2)
53	A STEVENSON (18Oct22)	62	55	M ROGERS	308	55	* A WOODHOUSE	12.075	55	T CHADWICK	13	(2)
56	J NEALE	60	56	M MARTINEZ	289	56	* D HUGHES-DOWD	12.184	56	J HITCHCOCK	12	(2)
57	M ROGERS	57	57	A WOODHOUSE	277	57	* J HOLMES	12.350	56	P FOXLEY	12	(2)
58	J LEVERS	53	58	K LYE	263	58	* A HOLLIDAY	12.463	56	R LAWSON	12	
58	M GRAHAM (20Feb24)	53	59	G SCHULE	258	59	* K ALCOCK	12.613	56	A WOODHOUSE	12	
60	G SCHULE	52	60	C BULLOCK (639)	248	60	* A FEARN	12.625	60	T MEASHAM	11	
60	M DUTSON (15Mar22)	52	61	D LATHAM	243	61	* M STURGESS	12.675	60	S SMITH	11	
62	A FEARN	49	62	D BRENTNALL	225	62	* N LAMBERT	12.950	60	H SMITH	11	
62	M MARTINEZ	49	62	T CHADWICK (999)	225	63	* P FOXLEY	12.963	60	J LAWSON	11	(3)
64	D OLIVER	45	64	D OLIVER	216	64	* H SMITH	13.138	60	JT HUGHES-DOWD	11	(2)
65	D WALKER	42	65	D WALKER	212	65	* G SCHULE	13.238	65	D WALKER	10	
65	K LYE	42	66	A DAVIES	211	66	* J TETLEY	13.313	65	D PASSELL	10	(2)
67	D BRENTNALL	41	67	T MEASHAM (758)	208	67	* J LAWSON	13.488	65	L EDWARDS	10	
68	A THOMPSON	39	68	M KNIGHTON	206	68	* C HENRY	13.763	68	S DUNN	9	(2)
69	M KNIGHTON	36	69	A STEVENSON	204	69	* D GREEN	13.850	68	K LYE	9	
69	T CHADWICK (183)	36	70	J CHELL	202	70	* M DUTSON	13.900	69	G REYNOLDS	9	
69	C BULLOCK (102)	36	71	D PASSELL	191	71	* R LAWSON	13.950	71	G LAMBERT	8	(4)
72	S DUNN	35	72	S DUNN	183	71	* S SMITH	13.950	71	J LITHERLAND	8	
73	D PASSELL	34	73	A THOMPSON	179	73	* M GRAHAM	14.000	71	C COOPER	8	
73	A DAVIES	34	74	P FOXLEY	172	74	* J LITHERLAND	14.125	71	J CRUNDEN	8	
75	T MEASHAM (126)	33	75	M GRAHAM	169	75	* A STAMPER	14.300	75	R CHADWICK	7	(2)
76	G LAMBERT	32	76	G LAMBERT	168	76	* R MASTERS	14.325	75	A DAVIES	7	
76	P FOXLEY	32	77	M STURGESS	163	77	* M HOLLAND	14.375	75	M GRAHAM	7	(2)
78	JT HUGHES-DOWD (81)	31	78	S SUMNER	157	78	* C BLAKE	14.460	75	S WHITTAKER	7	
79	J CHELL	30	79	B BRUCE	148	79	* N CHATTLE	14.488	79	M JUBB	6	
79	C BLAKE (07Jan25)	30	79	M DUTSON	148	79	* J DUDLEY	14.488	79	A STAMPER	6	
81	M STURGESS	29	81	R CHADWICK	146	81	* B BRUCE	14.563	79	C BULLOCK	6	
81	S WHITTAKER (26Nov24)	29	82	J TETLEY	143	82	* A STEVENSON	14.588	79	K PAYNE	6	
83	G REYNOLDS (18Feb25)	28	83	K PAYNE	140	83	* L EDWARDS	14.800	79	J TETLEY	6	(2)
83	J DUDLEY (11Mar25)	28	84	R HITCHCOCK	138	84	* C BULLOCK	15.138	79	T BALDOCK	6	
85	R HITCHCOCK	27	85	M HOLLAND	129	85	* D OLIVER	15.688	85	C SCHOFIELD	5	(2)
85	R CHADWICK	27	86	J HITCHCOCK	127	86	* S DUNN	15.963	85	AJ McPEAKE	5	(2)
87	S SUMNER	26	87	C SCHOFIELD	124	87	* G REYNOLDS	15.974	85	I HOLLAND	5	
88	B BRUCE	25	88	I HOLLAND	120	88	* J WARDLE	15.988	85	M TANSLEY	5	
88	J CRUNDEN (11Mar25)	25	88	D GREEN	120	89	* A THOMPSON	16.063	85	D OLIVER	5	
90	C STANNARD	24	90	N CHATTLE	119	90	* G LAMBERT	16.175	85	D GREEN	5	
90	H SMITH (137)	24	91	S LANDER	118	91	* S SUMNER	16.425	85	J CHELL	5	
90	J LAWSON (18Aug15) (108)	24	91	C STANNARD	118	92	* M MARTINEZ	16.763	85	R JAMES	5	
93	I HOLLAND	23	93	T HAGUES	111	93	* J CHELL	17.138	85	N JARRAM	5	
93	J HITCHCOCK	23	94	R JAMES	105	94	* C STANNARD	17.325	94	S REVITT	4	(2)
93	C SCHOFIELD	23	95	S WHITTAKER	101	95	* R HITCHCOCK	18.063	94	R HITCHCOCK	4	
93	D GREEN	23	95	C BLAKE	101	96	* C SCHOFIELD	18.113	94	M KNIGHTON	4	
93	M HOLLAND	23	97	C CARRINGTON	100	97	* D WALKER	18.163	94	M STURGESS	4	
93	K PAYNE	23	97	G REYNOLDS	100	98	* P BARBER	18.938	94	M BLOOD	4	
99	J TETLEY	21	99	M JUBB	99	99	* J HITCHCOCK	21.388	99	S PATCHING	3	
100	N CHATTLE	20	100	JJ HUGHES-DOWD (427)	98	100	* R CHADWICK	22.013	99	C NORRIS	3	

ADULT STATISTICS 1992-2026 - AFTER DHORC 754

Sheet 3 of 5 (Note: Highlighted Names are Current 2026 Members, CS = Best Consecutive Results)

MEETINGS (Junior & Adult)		RACES (Junior & Adult)		DRIVER RANKING		FINALS WON					
ATTENDED		COMPLETED		ADULT		ADULT					
Pos	ADULT (1st Race)	No	Pos	ADULT	No	Pos	ADULT				
100	J WARDLE (18Feb25)	20	101	C BRADFORD	97	101	* I HOLLAND	22.288	99	J HENRY	3
102	M JUBB	19	102	J DUDLEY	95	N/A	T BALDOCK	2.583	99	C CARRINGTON	3
102	K SPINK (18Feb25)	19	103	P MELLOR	93	N/A	S REVITT	3.792	99	A HUGHES	3
104	C CARRINGTON	18	104	N MAFFIN	82	N/A	S LANDER	4.485	99	M HOLLAND	3
104	T HAGUES	18	105	P COCKBILL	81	N/A	AJ McPEAKE	6.659	99	C STANNARD	3
106	N MAFFIN	17	105	J CRUNDEN	81	N/A	A HUGHES	6.792	99	M BLAKE	3 (2)
106	S LANDER	17	107	D LEVERTON	75	N/A	S WHITE	8.000	99	K SPINK	3
106	P MELLOR	17	108	M TANSLEY	73	N/A	C SLATER	9.250	99	C BLAKE	3
106	C BRADFORD	17	109	YAN SHEN	68	N/A	L HOBSON	9.542	99	J WARDLE	3
106	C COOPER	17	109	M BLOOD	68	N/A	L BOWLES	10.357	99	J DUDLEY	3
111	P COCKBILL	16	111	J KELLY	67	N/A	S SIDDANS	10.417	111	H VD HEUVEL	2 (2)
111	N JARRAM (18Feb25)	16	112	J WARDLE	66	N/A	J KELLY	10.500	111	J KELLY	2
113	R JAMES	15	113	S REVITT	63	N/A	J GRAHAM	10.625	111	C SLATER	2 (2)
114	M TANSLEY	14	114	K SPINK	62	N/A	J HENRY	11.000	111	YAN SHEN	2
114	L BOWLES (92)	14	115	M WATTS (130)	61	N/A	F HOLMES	11.194	111	I HALL	2
116	J KELLY	13	115	C COOPER	61	N/A	C COOPER	11.500	111	S SUMNER	2
116	D LEVERTON	13	117	J McDONALD (98)	60	N/A	M BLOOD	12.114	111	B BRUCE	2
118	S REVITT	12	118	W BLURTON	58	N/A	C ATKINSON	12.125	111	C BRADFORD	2
118	P PURKIS	12	118	F HOLMES (827)	58	N/A	J MELLOR	12.650	111	M MARTINEZ	2
118	M WATTS (25)	12	120	I HALL	57	N/A	A DOBBINS	12.925	111	L BOWLES	2
118	T STACEY	12	120	T STACEY	57	N/A	P WRIGHT	13.250	111	A STEVENSON	2
122	AJ McPEAKE (76)	11	122	N JARRAM	55	N/A	T STACEY	13.271	111	M DUTSON	2
122	YAN SHEN	11	123	T CASH	54	N/A	P ZIMMERMAN	13.500	123	R GILLARD	1
122	M BLOOD (14Aug12)	11	124	N WRIGHT	52	N/A	M TANSLEY	13.500	123	D ROYTHORNE	1
125	R GILLARD	10	125	AJ McPEAKE (376)	50	N/A	L COPLEY	13.500	123	P COCKBILL	1
125	A DOBBINS	10	125	T BALDOCK	50	N/A	N WRIGHT	13.556	123	J JOHNSON	1
125	I HALL	10	127	R GILLARD	49	N/A	C WILKINSON	14.083	123	G SCHULE	1
125	J McDONALD (16)	10	127	A DOBBINS	49	N/A	C CARRINGTON	14.111	123	M WATTS	1
129	N WRIGHT	9	127	D KENNING	49	N/A	N JARRAM	14.219	123	B GEBAUERS	1
129	T BALDOCK	9	130	P PURKIS	47	N/A	K SPINK	14.474	123	G CLARK	1
129	T CASH	9	131	A LEE	46	N/A	K JEFFRIES	14.688	123	L COPLEY	1
129	F HOLMES (139)	9	131	Z MIDDLETON	46	N/A	Da BUCKLEY	14.844	123	A DOBBINS	1
133	C NORRIS	8	133	Da BUCKLEY	43	N/A	S ALLDREAD	14.917	123	C WILKINSON	1
133	Da BUCKLEY	8	133	J LAWSON (459)	43	N/A	B COOK	15.000	123	R HILL	1
133	W BLURTON	8	135	A HUGHES (414)	42	N/A	J FLETCHER	15.125	123	N CHATTLE	1
133	D KENNING	8	135	H SMITH (637)	42	N/A	J MILLS	15.417	123	C ATKINSON	1
137	S PATCHING	7	135	JT HUGHES-DOWD (205)	42	N/A	W BLURTON	15.438	123	A THOMPSON	1
137	G CLARK	7	138	P WRIGHT	40	N/A	M GRETTON	15.438	123	A LEE	1
137	J HENRY (134)	7	139	G CLARK	39	N/A	R HEATON	15.500	123	D LLOYD	1
137	R HILL	7	140	S PATCHING	38	N/A	R GILLARD	15.575	123	Z MIDDLETON	1
137	L ELMORE	7	140	C NORRIS	38	N/A	R JAMES	15.617	123	T STACEY	1
137	M BLAKE (23)	7	142	J HENRY (695)	37	N/A	G CLARK	15.750	123	F HOLMES	1
143	D HARROP	6	143	C WILKINSON	35	N/A	L HENDERSON	15.750	123	J McDONALD	1
143	D HART	6	143	YUAN ZHI	35	N/A	A LEE	15.833	123	J GRAHAM	1
143	P WRIGHT	6	143	L ELMORE	35	N/A	D LEVERTON	15.846	123	J MILLS	1
143	C WILKINSON	6	146	D BUCKLEY	33	N/A	R SPENCER	15.850	123	M GRETTON	1
143	A HUGHES (67)	6	147	R HILL	32	N/A	YUAN ZHI	15.875			
143	Ch HOLLAND	6	148	D HART	30	N/A	R HILL	16.071			
143	D BUCKLEY	6	148	D HARROP	30	N/A	S KERR	16.083			
143	YUAN ZHI	6	148	Ch HOLLAND	30	N/A	P COCKBILL	16.156			

ADULT STATISTICS 1992-2026 - AFTER DHORC 754

Sheet 4 of 5 (Note: Highlighted Names are Current 2026 Members, CS = Best Consecutive Results)

MEETINGS (Junior & Adult)		RACES (Junior & Adult)		DRIVER RANKING		FINALS WON		
ATTENDED		COMPLETED		ADULT		ADULT		
Pos	ADULT (1st Race)	No	Pos	ADULT	No	Pos	ADULT	
143	A LEE	6	151	St BOWMAN	29	N/A	D LLOYD	16.167
143	Z MIDDLETON	6	151	C BLURTON	29	N/A	S PATCHING	16.179
143	S KERR	6	153	R SPENCER	28	N/A	Z MIDDLETON	16.250
143	J MILLS (11Mar25)	6	154	C ATKINSON	27	N/A	J McDONALD	16.375
143	L HOBSON (21Oct25)	6	155	K JEFFRIES	26	N/A	D KENNING	16.449
156	R SPENCER	5	156	L COPLEY	25	N/A	L HAYMES	16.500
156	J MELLOR (87)	5	156	D LLOYD	25	N/A	M BLAKE	16.607
156	C BLURTON	5	158	S SIDONS	23	N/A	M WATTS	16.625
159	B GEBAUERS	4	158	J MILLS	23	N/A	C NORRIS	16.714
159	C ROBINSON	4	160	S KERR	22	N/A	T CASH	16.889
159	S HENDRY	4	161	B GEBAUERS	21	N/A	G HADDON	17.000
159	C ATKINSON	4	161	L HOBSON	21	N/A	D HARROP	17.500
159	K JEFFRIES	4	163	C ROBINSON	20	N/A	St BOWMAN	17.500
159	W PARKIN	4	163	S HENDRY	20	N/A	YAN SHEN	17.636
159	St BOWMAN	4	165	L BOWLES (372)	19	N/A	I HALL	17.650
159	M GRETTON (16Dec25)	4	166	W PARKIN	17	N/A	L ZHOU	17.750
167	H VD HEUVEL	3	166	M GRETTON	17	N/A	C ROBINSON	18.000
167	J JOHNSON	3	168	J JOHNSON	16	N/A	N MAFFIN	18.103
167	S ALLDREAD	3	168	J MELLOR (497)	16	N/A	D HART	18.208
167	L COPLEY	3	170	S ALLDREAD	15	N/A	T HAGUES	18.236
167	S SIDONS	3	170	S BENNETT	15	N/A	C BRADFORD	18.279
167	D LLOYD	3	172	H VD HEUVEL	14	N/A	D BUCKLEY	18.333
167	S BENNETT	3	172	P ZIMMERMANN	14	N/A	J ASHCROFT	18.375
174	D ROYTHORNE	2	172	L HENDERSON	14	N/A	B FAHRNER	18.750
174	J ASHCROFT	2	175	D ROYTHORNE	11	N/A	Ch HOLLAND	18.792
174	A CARTER	2	176	J ASHCROFT	10	N/A	C BLURTON	18.800
174	B FAHRNER	2	176	A CARTER	10	N/A	B GEBAUERS	18.875
174	L ZHOU	2	176	B FAHRNER	10	N/A	S HENDRY	19.188
174	B COOK	2	176	B COOK	10	N/A	D ROYTHORNE	19.375
174	J FLETCHER	2	176	J FLETCHER	10	N/A	M JUBB	19.408
174	L HAYMES	2	176	L HAYMES	10	N/A	S BENNETT	19.417
174	J GRAHAM (51)	2	176	M BLAKE (69)	10	N/A	J JOHNSON	19.500
183	S WHITE	1	183	L ZHOU	9	N/A	A HARTLEY	19.750
183	P DUNNE	1	184	C SLATER	7	N/A	W PARKIN	19.813
183	A HARTLEY	1	185	T MAKUNI	6	N/A	T MAKUNI	20.000
183	C SLATER	1	186	S WHITE	5	N/A	P DUNNE	20.750
183	P ZIMMERMANN	1	186	R HEATON	5	N/A	P MELLOR	20.882
183	L HENDERSON	1	186	A HARTLEY	5	N/A	A CARTER	21.625
183	G HADDON (26)	1	186	G HADDON (143)	5	N/A	L ELMORE	21.786
183	T MAKUNI	1	190	P DUNNE	4	N/A	P PURKIS	22.667
183	R HEATON	1	191	J GRAHAM (165)	3	N/A	H VD HEUVEL	22.917

ADULT STATISTICS 1992-2026, AFTER DHORC 754

Sheet 5 of 5 (Note: Highlighted Names are Current 2026 Members, CS = Best Consecutive Results)

POLES			IQR's			WINS			FASTEST LAPS			BEST RACE LAPS			CHAMPIONSHIPS	
Pos	ADULT	No CS	Pos	ADULT	No CS	Pos	ADULT	No CS	Pos	ADULT	No CS	Pos	ADULT	No CS	YEAR	ADULT
1	L PATEMAN	132 (7)	1	L PATEMAN	522 (19)	1	L PATEMAN	124 (4)	1	L PATEMAN	294 (14)	1	L PATEMAN	193 (6)	1992	N SISMEY
2	S GOODLIP	106 (7)	2	N SISMEY	402 (5)	2	S GOODLIP	106 (5)	2	A SMITH	91 (6)	2	A SMITH	98 (4)	1993	J TAGUE
3	M CHADWICK	101 (9)	3	S GOODLIP	378 (6)	3	N SISMEY	86 (4)	3	S GOODLIP	77 (5)	3	N SISMEY	91 (5)	1994	J TAGUE
4	A SMITH	99 (5)	4	M CHADWICK	304 (10)	4	M CHADWICK	83 (7)	4	N SISMEY	52 (4)	4	S GOODLIP	88 (5)	1995	J TAGUE (3)
5	N SISMEY	88 (3)	5	A SMITH	232 (7)	5	A SMITH	80 (4)	5	J TAGUE	48 (5)	5	M CHADWICK	86 (3)	1996	M CHADWICK
6	J SISMEY	50 (4)	6	J SISMEY	210 (8)	6	J SISMEY	59 (3)	6	J SISMEY	38 (4)	6	J SISMEY	39 (3)	1997	M CHADWICK
7	W LANDER	42 (11)	7	W LANDER	183 (16)	7	W LANDER	41 (9)	7	W LANDER	28 (5)	7	W LANDER	37 (11)	1998	N SISMEY
8	J TAGUE	28 (4)	8	J TAGUE	126 (5)	8	P REES	34 (2)	8	M CHADWICK	22 (2)	8	J TAGUE	28 (3)	1999	N SISMEY
9	P REES	21 (2)	9	P REES	109 (3)	9	J TAGUE	28 (4)	9	P REES	14 (3)	8	P REES	28 (2)	2000	M CHADWICK
10	A McPEAKE	16	10	A McPEAKE	101 (4)	10	A McPEAKE	16 (2)	10	A McPEAKE	13 (2)	10	A McPEAKE	13	2001	M CHADWICK
11	J LYMER	14	11	J NEALE	45 (6)	11	J LYMER	13 (2)	11	C BOWLES	11 (4)	11	L SMITH	12 (2)	2002	S GOODLIP
12	J NEALE	9 (3)	12	L SMITH	39 (3)	12	C BOWLES	12 (2)	12	J NEALE	8 (2)	12	D GARBETT	7	2003	L PATEMAN
13	L SMITH	7	13	J LYMER	36 (3)	13	J NEALE	9 (2)	12	L SMITH	8	13	J NEALE	6	2004	L PATEMAN
14	T BALDOCK	5 (2)	14	D GARBETT	30 (3)	14	R LITHERLAND	7 (2)	14	C ROYTHORNE	6	13	M ALLSOPP	6	2005	M CHADWICK (5)
14	D GARBETT	5	15	S ANAND	25 (2)	15	S ANAND	5	15	D GARBETT	5	13	C BOWLES	6 (2)	2006	W LANDER
14	R LITHERLAND	5	16	M ALLSOPP	21 (2)	15	M ALLSOPP	5	16	T BALDOCK	4	16	J LYMER	5	2007	W LANDER
14	C BOWLES	5	17	T BALDOCK	19 (8)	15	T BALDOCK	5	16	T CHADWICK	4	16	R LITHERLAND	5	2008	W LANDER (3)
18	S ANAND	3	18	G PEACH	18 (3)	18	C ROYTHORNE	4	16	A BULLOCK	4	18	T CHADWICK	4	2009	J SISMEY
18	S REVITT	3 (2)	19	R LITHERLAND	17 (2)	18	L SMITH	4 (2)	19	D BRENTNALL	3	18	T BALDOCK	4 (2)	2010	L PATEMAN
18	P LEVERS	3	20	A TURNBULL	15 (2)	18	D GARBETT	4	19	G PEACH	3	18	JJ HUGHES-DOWD	4	2011	L PATEMAN
18	J LAMB	3	21	C BOWLES	13 (2)	18	A TURNBULL	4	19	J LYMER	3	21	S ANAND	3	2012	L PATEMAN (5)
22	S LANDER	2	22	C ROYTHORNE	12 (2)	22	S LANDER	3	19	J LAMB	3	22	S REVITT	2 (2)	2013	J SISMEY
22	D McPEAKE	2	22	S LANDER	12 (2)	22	G PEACH	3	19	R LITHERLAND	3 (2)	22	D BRENTNALL	2	2014	J SISMEY (3)
22	A BULLOCK	2	24	D McPEAKE	11	22	JJ HUGHES-DOWD	3	24	S REVITT	2	22	D McPEAKE	2	2015	N SISMEY (4)
22	C ROYTHORNE	2	25	S REVITT	10 (5)	25	S REVITT	2	24	A DAVIES	2 (2)	22	R BLAKE	2	2016	S GOODLIP
22	G PEACH	2 (2)	25	T CHADWICK	10	25	AJ McPEAKE	2	24	A TURNBULL	2	22	K LYE	2	2017	S GOODLIP
22	A TURNBULL	2	25	A BULLOCK	10 (3)	25	R SEAMAN	2	24	B JOHNSON	2	22	P LEVERS	2	2018	S GOODLIP
22	M DUTSON	2 (2)	28	T MEASHAM	9	25	D McPEAKE	2	28	M ROGERS	1	22	J LAMB	2	2019	A SMITH
29	T MEASHAM	1	28	P LEVERS	9	25	T CHADWICK	2	28	I BRENTNALL	1	22	C ROYTHORNE	2	2020	N/A
29	K LYE	1	28	J LAMB	9 (3)	25	J LAMB	2	28	AJ McPEAKE	1	22	G PEACH	2	2021	A SMITH
29	A DAVIES	1	31	N LAMBERT	7	25	A WOODHOUSE	2 (2)	28	D McPEAKE	1	22	A TURNBULL	2	2022	A SMITH
29	JJ HUGHES-DOWD	1	32	T DINGLEY	6	32	K LYE	1	28	S LANDER	1	22	A WOODHOUSE	2 (2)	2023	S GOODLIP (5)
29	D HUGHES-DOWD	1	33	AJ McPEAKE	5 (2)	32	R HILL	1	28	R SEAMAN	1	33	M ROGERS	1	2024	A SMITH
29	C BLAKE	1	33	R SEAMAN	5 (3)	32	R BLAKE	1	28	G WESTON	1	33	S MINNIS	1	2025	A SMITH (5)
			33	J LEVERS	5	32	P LEVERS	1	28	T MEASHAM	1	33	I BRENTNALL	1		
			36	M ROGERS	4	32	J ROYTHORNE	1	28	J LEVERS	1	33	S PANK	1		
			36	S MINNIS	4	32	S SMITH	1	28	R BLAKE	1	33	T DINGLEY	1		
			36	K LYE	4				28	S ANAND	1	33	S LANDER	1		
			39	D BRENTNALL	3				28	P LEVERS	1	33	G WESTON	1		
			39	R BLAKE	3				28	J ROYTHORNE	1	33	J LEVERS	1		
			39	R CROSSLAND	3				28	K ALCOCK	1	33	R HILL	1		
			42	I BRENTNALL	2				28	JJ HUGHES-DOWD	1	33	S SUMNER	1		
			42	R MASTERS	2				28	M GRAHAM	1	33	R CROSSLAND	1		
			42	M DUTSON	2 (2)				28	D HUGHES-DOWD	1	33	J ROYTHORNE	1		
			45	P FOXLEY	1				28	C BLAKE	1	33	S SMITH	1		
			45	S PANK	1											
			45	G WESTON	1											
			45	A FEARN	1											
			45	K PAYNE	1											
			45	J ROYTHORNE	1											
			45	K ALCOCK	1											
			45	A DAVIES	1											
			45	JJ HUGHES-DOWD	1											
			45	J CHELL	1											
			45	D HUGHES-DOWD	1											
			45	C BLAKE	1											

IQR Means Individual Qualifying Rounds I.E. Yellow, Green, Red and Blue Lane on a Normal Club Night

JUNIOR STATISTICS 1992-2026 - AFTER DHORC 754

Sheet 1 of 4 (Note: Highlighted Names are Current 2026 Members, CS = Best Consecutive Results)

MEETINGS ATTENDED			RACES COMPLETED			DRIVER RANKING			FINALS WON			
Pos	JUNIOR (1st Race)	No	Pos	JUNIOR	No	Pos	JUNIOR	SCORE	Pos	JUNIOR	No	CS
1	A TURNBULL	152	1	R LITHERLAND	917	1	* L SMITH	1.113	1	R LITHERLAND	61	(5)
1	R LITHERLAND	152	2	A TURNBULL	905	2	* A HUGHES	1.175	2	JJ HUGHES-DOWD	60	(2)
3	T CHADWICK	147	3	L TURNBULL	807	3	* AJ McPEAKE	1.275	3	J HENRY	59	(3)
4	L TURNBULL	133	4	T CHADWICK	774	4	* J MELLOR	1.400	4	A HALL	56	
5	F HOLMES	130	5	F HOLMES	769	5	* J HENRY	1.438	4	A TURNBULL	56	(2)
6	G REYES-ENGLAND	128	6	G REYES-ENGLAND	766	6	* A HALL	1.475	6	T CHADWICK	51	
7	J HENRY	127	7	J HENRY	658	7	* JJ HUGHES-DOWD	1.575	7	J SISMEY	47	
8	J SISMEY	120	8	J SISMEY	654	8	* R LITHERLAND	1.600	8	L BOWLES	40	
9	H SMITH	113	9	Z ROYTHORNE	602	9	* L BOWLES	1.613	9	H SMITH	37	(2)
10	R REES	103	10	H SMITH	595	10	* T MEASHAM	1.638	10	J MELLOR	36	
11	Z ROYTHORNE	100	11	T MEASHAM	550	11	* A TURNBULL	1.663	11	L SMITH	33	
11	JJ HUGHES-DOWD (18Oct22)	100	12	L BROOKS	539	12	* T CHADWICK	1.825	12	P CONNALLY	32	(2)
13	P CONNALLY	95	13	B ROYTHORNE	504	13	* J SISMEY	1.838	13	M MINNIS	31	(2)
14	C BRENTNALL	94	14	P CONNALLY	500	14	* M MINNIS	2.000	13	A HUGHES	31	
15	T MEASHAM	93	15	A HALL	490	15	* J PATEMAN	2.025	15	AJ McPEAKE	30	(2)
16	J WOODHOUSE (09Aug22)	88	16	C BRENTNALL	486	16	* P CONNALLY	2.175	15	C BRENTNALL	30	(2)
17	B ROYTHORNE	84	17	J MELLOR	481	17	* C BRENTNALL	2.275	15	J PATEMAN	30	
17	J LAWSON (18Aug15)	84	18	R REES	467	18	* C BULLOCK	2.300	15	G REYES-ENGLAND	30	
19	L BROOKS	83	19	J PATEMAN	428	19	* C BOWLES	2.313	19	C BOWLES	28	
20	J MELLOR	82	20	J LAWSON	416	20	* K ASHWORTH	2.613	19	L TURNBULL	28	(2)
21	A HALL	80	21	C BOWLES	402	21	* N GULL	2.763	21	L HOLMES	26	
22	C BOWLES	78	22	C BULLOCK	391	22	* T PANK	2.800	22	B ROYTHORNE	25	(2)
22	L BOWLES	78	23	K LEVERS	381	23	* J LAWSON	2.813	22	Z ROYTHORNE	25	(3)
24	T PANK	74	24	T PANK	378	24	* J WOODHOUSE	2.963	24	R REES	24	
25	J PATEMAN	71	25	A HUGHES	372	25	* H SMITH	2.975	25	J STEVENSON	23	
26	M MINNIS	68	25	Ca HOLLAND	372	26	* Z ROYTHORNE	3.038	25	T MEASHAM	23	(3)
27	C BULLOCK	66	27	J MARTINEZ	369	27	* JT HUGHES-DOWD	3.113	25	J LAWSON	23	(2)
27	K LEVERS	66	28	L BOWLES	353	28	* K LEVERS	3.125	28	L BROOKS	21	(2)
29	AJ McPEAKE	65	29	L SMITH	352	29	* K ALI	3.188	29	T PANK	20	
30	T STEVENSON (18Oct22)	62	29	M LITHERLAND	352	30	* L TURNBULL	3.238	30	K LEVERS	15	
31	A HUGHES	61	31	M MINNIS	343	31	* B ROYTHORNE	3.250	30	JT HUGHES-DOWD	15	
31	Ca HOLLAND	61	32	JJ HUGHES-DOWD	329	32	* P WALKER	3.325	30	J WOODHOUSE	15	
33	J MARTINEZ	59	33	AJ McPEAKE	326	33	* J THOMPSON	3.400	33	D BARKER	14	
34	L SMITH	55	34	B BROOKS	325	34	* J LISTER	3.700	33	M LITHERLAND	14	
35	J STEVENSON	54	35	D PAUL	308	35	* T GREEN	3.725	35	J MARTINEZ	13	
36	M LITHERLAND	53	36	J WOODHOUSE	285	36	* P MARTIN	3.763	36	C DAVENPORT	12	
37	D BARKER	51	37	L CHADWICK	277	36	* R COOK	3.763	36	K ALI	12	
37	B BROOKS	51	38	J STEVENSON	276	38	* C DAVENPORT	3.775	36	D PAUL	12	(2)
39	JT HUGHES-DOWD (20Feb24)	50	39	D BARKER	266	39	* S SLATER	3.813	39	M McNULTY	10	
40	D PAUL	49	40	P MARTIN	263	40	* K SCHOFIELD	3.888	39	P MARTIN	10	
40	J GRAHAM (20Feb24)	49	41	S BOWMAN	244	41	* B CRUNDEN	3.950	39	S BOWMAN	10	
42	S SCHULE	47	42	P WALKER	236	42	* K COOK	4.050	39	T STEVENSON	10	
42	L CHADWICK	47	43	S SCHULE	234	43	* J GRAHAM	4.100	39	J GRAHAM	10	
44	P WALKER	46	43	J LISTER	234	44	* L WHITTAKER	4.200	44	G HADDON	9	
45	P MARTIN	45	45	J HAGUES	221	45	* F HOLMES	4.250	44	T GREEN	9	
46	J LISTER	41	46	T STEVENSON	210	46	* G HADDON	4.500	44	N GULL	9	
46	S BOWMAN	41	47	R COOK	197	47	* E HENRY	4.650	44	M BRADLEY	9	
48	E WOODHOUSE (31Jan23)	39	48	M BRADLEY	194	48	* G REYES-ENGLAND	4.738	44	J THOMPSON	9	
48	L WHITTAKER (26Nov24)	39	49	D JACKSON	190	49	* A OXSPRING	4.750	49	K SCHOFIELD	8	
50	J HAGUES	38	50	I BRADLEY	189	50	* R REES	4.800	49	L CHADWICK	8	

(Driver Ranking = Average Position in Qualifying, Final Position, Fastest Lap & Race Laps Over Last 20 club nights)

JUNIOR STATISTICS 1992-2026 - AFTER DHORC 754

Sheet 2 of 4 (Note: Highlighted Names are Current 2026 Members, CS = Best Consecutive Results)

MEETINGS ATTENDED		RACES COMPLETED		DRIVER RANKING		FINALS WON					
Pos	JUNIOR (1st Race)	No	Pos	JUNIOR	No	Pos	JUNIOR	No	CS		
51	K ALI	30	51	K ALI	185	51	* M BRADLEY	4.900	49	C BULLOCK	8
52	M McNULTY	29	51	E JACKSON	185	52	* T STEVENSON	4.938	49	B BROOKS	8 (2)
52	J BULLOCK	29	53	N BRADFORD	172	53	* D BARKER	5.038	49	Ca HOLLAND	8
52	R COOK	29	54	A BRADFORD	169	54	* J STEVENSON	5.125	49	H TAYLOR	8
52	A OXSPRING	29	55	M SEO	163	55	* R HUGHES	5.275	49	L WHITTAKER	8
52	I BRADLEY	29	55	K COOK	163	56	* J ELMORE	5.600	56	R LEY	7
52	M BRADLEY	29	55	A OXSPRING	163	56	* J MARTINEZ	5.600	56	A CHATTLE	7
52	D JACKSON	29	55	S ROYTHORNE	163	58	* E WOODHOUSE	5.638	56	A BRADFORD	7
59	C DAVENPORT	28	55	JT HUGHES-DOWD	163	59	* M SEO	5.675	56	B CRUNDEN	7
59	E HENRY	28	60	J GRAHAM	162	60	* A CHATTLE	5.863	60	S SLATER	6 (2)
59	E JACKSON	28	61	N GULL	156	61	* L CHADWICK	6.025	60	P WALKER	6 (2)
62	K SCHOFIELD	27	62	M McNULTY	154	62	* J WATSON	6.063	60	G CONNALLY	6
63	N GULL	26	62	J PERRY	154	63	* M LITHERLAND	6.250	60	E HENRY	6
63	N BRADFORD	26	64	R HUGHES	151	64	* M McNULTY	6.288	60	R COOK	6
65	G HADDON	25	65	J BULLOCK	150	65	* J BULLOCK	6.300	60	E JACKSON	6
65	A BRADFORD	25	66	C DAVENPORT	149	66	* B BROOKS	6.488	60	D JACKSON	6 (2)
65	S ROYTHORNE	25	67	K SCHOFIELD	144	67	* D PAUL	6.550	60	T JAMES	6 (2)
65	B CRUNDEN (11Mar25)	25	68	E HENRY	143	68	* D JACKSON	7.088	60	J HAGUES	6 (2)
69	K COOK	24	69	G HADDON	138	69	* H TAYLOR	7.513	60	M BLAKE	6 (2)
69	J PERRY	24	70	A CHATTLE	136	70	* S SCHULE	7.825	70	L HAWLEY	5
69	J THOMPSON	24	71	L STOTT-ZAFIROPOULOS	135	71	* S BOWMAN	8.050	70	J BULLOCK	5
72	A CHATTLE	23	72	H TAYLOR	134	72	* E STOTT-ZAFIROPOULOS	8.063	70	A HARTLEY	5 (2)
72	L STOTT-ZAFIROPOULOS	23	72	L WHITTAKER	134	73	* S MAFFIN	8.275	70	B CARRINGTON	5
72	J ELMORE	23	74	K ASHWORTH	132	74	* L BROOKS	8.475	70	K ASHWORTH	5
75	J WATSON	22	74	J ELMORE	132	75	* S MARTINEZ	8.600	70	M WARREN	5
75	R MAFFIN	22	76	T JAMES	131	76	* T SHARP	8.663	70	K COOK	5
75	T GREEN	22	77	E STOTT-ZAFIROPOULOS	130	77	* L STOTT-ZAFIROPOULOS	8.900	70	N BRADFORD	5
75	R HUGHES	22	78	B RILEY	124	78	* Ca HOLLAND	8.913	70	I PAUL	5 (2)
75	E STOTT-ZAFIROPOULOS	22	79	E WOODHOUSE	122	79	* R MAFFIN	8.988	79	A REES	4
80	K ASHWORTH	21	80	T GREEN	119	80	* N BRADFORD	9.550	79	J WATSON	4
80	H TAYLOR	21	81	S MARTINEZ	117	81	* I BRADLEY	9.688	79	T SHARP	4
80	S MARTINEZ	21	82	J WATSON	113	82	* J HAGUES	9.800	79	M WATTS	4
83	S SLATER	20	83	R MAFFIN	109	83	* S ROYTHORNE	10.000	79	J LISTER	4
83	T SHARP	20	84	S SLATER	108	84	* A BRADFORD	10.775	79	B JEFFRIES	4
83	S MAFFIN	20	84	B CARRINGTON	108	85	* T JAMES	10.863	79	E STOTT-ZAFIROPOULOS	4
83	T JAMES	20	86	T SHARP	103	86	* E JACKSON	12.500	79	L STOTT-ZAFIROPOULOS	4
87	B RILEY	19	86	J GRATTON	103	87	* J PERRY	13.813	79	J ELMORE	4
87	E DOYLE	19	88	S MAFFIN	99	N/A	L CAPEWELL	2.438	79	S ROYTHORNE	4
89	B CARRINGTON	18	89	M WARREN	98	N/A	S GILLARD	2.725	79	E DOYLE	4
90	R LEY	17	90	F McCANDLESS	96	N/A	M WARREN	2.817	90	A PANK	3
90	G CONNALLY	17	91	R LEY	92	N/A	A WATHEY	3.545	90	C CLARK	3
90	J GRATTON	17	91	J THOMPSON	92	N/A	K JACKSON	3.563	90	R HUGHES	3
93	M BLAKE (28Jan25)	16	93	G CONNALLY	91	N/A	T REES	3.667	90	J PERRY	3
94	A HARTLEY	15	94	B CRUNDEN	87	N/A	S TAGUE	3.813	90	J BLURTON	3
94	J MOSEDALE	15	95	A HARTLEY	83	N/A	A FEARN	3.850	90	C WOODCOCK	2
94	M WARREN	15	96	A WATHEY	72	N/A	E DOYLE	3.895	95	Mat McNULTY	2
97	C KAVANAGH	13	96	J MOSEDALE	72	N/A	N ZIMMERMANN	3.969	95	J MOSEDALE	2
97	M WATTS	13	96	B JEFFRIES	72	N/A	R LEY	4.103	95	D SPENCER	2
99	J DOBBINS	12	99	M WATTS	69	N/A	Z BRAZELL	4.156	95	N ZIMMERMANN	2
99	F McCANDLESS	12	100	I PAUL	68	N/A	C CLARK	4.179	95	A OXSPRING	2

JUNIOR STATISTICS 1992-2026 - AFTER DHORC 754

Sheet 3 of 4 (Note: Highlighted Names are Current 2026 Members, CS = Best Consecutive Results)

MEETINGS ATTENDED			RACES COMPLETED			DRIVER RANKING		FINALS WON				
Pos	JUNIOR (1st Race)	No	Pos	JUNIOR	No	Pos	JUNIOR	SCORE	Pos	JUNIOR	No	CS
101	A PANK	11	101	C KAVANAGH	65	N/A	D SPENCER	4.375	95	L BLAKE	2	
101	A WATHEY	11	101	E DOYLE	65	N/A	N BLACK	4.375	95	D JEFFRIES	2	(2)
101	N McDONALD	11	103	D JEFFRIES	62	N/A	M BUCKLEY	4.417	95	J GRATTON	2	
104	S GILLARD	10	104	A FEARN	61	N/A	M WESTON	4.438	95	F McCANDLESS	2	
104	A FEARN	10	104	I MATTHEWS	61	N/A	T KERR	4.458	95	I BRADLEY	2	
104	I MATTHEWS	10	106	J DOBBINS	60	N/A	L BLAKE	4.500	95	E PAUL	2	(2)
107	L HAWLEY	9	107	M BLAKE	59	N/A	M YEOMANS	4.563	95	B RILEY	2	
107	D NEALE	9	108	A PANK	58	N/A	M BLAKE	4.813	95	J McDONALD	2	
107	C WOODCOCK	9	108	N McDONALD	57	N/A	I MATTHEWS	5.075	95	T KERR	2	
107	Mat McNULTY	9	110	J BLURTON	56	N/A	J DOBBINS	5.083	95	E WOODHOUSE	2	
107	B JEFFRIES	9	111	Ca BLURTON	55	N/A	N McDONALD	5.114	95	Z BRAZELL	2	
107	D JEFFRIES	9	112	E PAUL	54	N/A	A HARTLEY	5.212	112	S GILLARD	1	
107	I PAUL	9	113	N ZIMMERMANN	51	N/A	B REES	5.350	112	C KAVANAGH	1	
107	E PAUL	9	114	S GILLARD	50	N/A	J MOSEDALE	5.462	112	D NEALE	1	
115	M SEO	8	114	L HAWLEY	50	N/A	M WILLIS	5.750	112	A MILNER	1	
115	TI REES	8	116	S LIVESEY	49	N/A	B CARRINGTON	5.847	112	T REES	1	
115	C BARTLETT	8	117	C BARTLETT	48	N/A	J McDONALD	6.458	112	R MAFFIN	1	
115	Ca BLURTON	8	118	Mat McNULTY	47	N/A	B JEFFRIES	6.472	112	T ALLDREAD	1	
115	J BLURTON	8	119	C WOODCOCK	46	N/A	L BELL	6.550	112	M HART	1	
115	Z BRAZELL (28Jan25)	8	120	D NEALE	44	N/A	C YOUART	6.750	112	S MAFFIN	1	
121	A MILNER	7	121	C CLARK	41	N/A	D GEBAUERS	6.750	112	D GEBAUERS	1	
121	A REES	7	122	TI REES	40	N/A	D NEALE	7.083	112	L BELL	1	
121	C CLARK	7	123	A REES	38	N/A	L HAWLEY	7.083	112	M SEO	1	
121	N ZIMMERMANN	7	123	J McDONALD	38	N/A	D JEFFRIES	7.111	112	A FEARN	1	
121	M BUCKLEY	7	125	A MILNER	36	N/A	Mat McNULTY	7.167	112	I MATTHEWS	1	
126	M HART	6	126	B REES	35	N/A	C BARTLETT	7.344	112	M WILLIS	1	
126	S LIVESEY	6	127	Z BRAZELL	34	N/A	J GRATTON	7.426	112	B REES	1	
126	SM BLURTON	6	128	M BUCKLEY	33	N/A	M WATTS	7.519	112	S TAGUE	1	
126	J McDONALD	6	129	M HART	31	N/A	C WOODCOCK	8.056	112	L CAPEWELL	1	
126	T KERR	6	129	A PARKIN	31	N/A	R FREEMAN	8.417	112	M BUCKLEY	1	
131	L BELL	5	129	SM BLURTON	31	N/A	H MOHAMMED	8.500	112	S LIVESEY	1	
131	B REES	5	132	L PARKIN	30	N/A	G CONNALLY	8.588	112	L PARKIN	1	
131	L BLAKE	5	133	K JACKSON	29	N/A	B RILEY	8.697	112	A PARKIN	1	
131	A PARKIN	5	133	M WESTON	29	N/A	A STOTT	8.750	112	R FREEMAN	1	
131	L PARKIN	5	133	R FREEMAN	29	N/A	A MILNER	8.786	112	S MARTINEZ	1	
136	D SPENCER	4	136	L BELL	26	N/A	M HART	9.417	112	E DOYLE	1	
136	M YEOMANS	4	136	M YEOMANS	26	N/A	Ca BLURTON	9.594				
136	M WILLIS	4	138	S TAGUE	24	N/A	J BLURTON	9.781				
136	S TAGUE	4	138	T KERR	24	N/A	A PANK	10.114				
136	K JACKSON	4	140	D SPENCER	23	N/A	T ALLDREAD	10.167				
136	L CAPEWELL	4	141	M WILLIS	20	N/A	E GIBBS	10.417				
136	M WESTON	4	141	L CAPEWELL	20	N/A	F McCANDLESS	10.558				
136	C YOUART (16Dec25)	4	143	T REES	16	N/A	C KAVANAGH	10.692				
144	T REES	3	143	T ALLDREAD	16	N/A	TI REES	10.719				
144	D ALLDREAD	3	143	D GEBAUERS	16	N/A	D ALLDREAD	10.750				
144	T ALLDREAD	3	143	C YOUART	16	N/A	A REES	10.786				
144	D GEBAUERS	3	147	D ALLDREAD	15	N/A	SM BLURTON	10.833				
144	E GIBBS	3	147	E GIBBS	15	N/A	A PARKIN	11.300				
144	R FREEMAN	3	149	H MOHAMMED	14	N/A	E PAUL	11.806				
150	N BLACK	2	150	L BLAKE	13	N/A	L PARKIN	12.900				
151	H MOHAMMED	1	151	N BLACK	10	N/A	S LIVESEY	13.083				
151	A STOTT	1	152	A STOTT	5	N/A	I PAUL	13.667				

Outright Track Record Holders After DHORC 754

Adults

Pos	Name	Qualifying	F1	GC	F1	GC	Total
			Fastest Laps	Fastest Laps	Race Laps	Race Laps	
1	L Pateman	35	49	61	29	47	221
2	A Smith	51	12	36	15	34	148
3	S Goodlip	27	44	10	34	18	133
4	N Sismey	15	7	12	15	16	65
5	J Sismey	15	7	8	13	12	55
6	M Chadwick	12			8	9	29
7	W Lander	8	5	3	6		22
8	A McPeake	4	3	5	7		19
9	P Rees	1	3		11	3	18
10	J Tague	4	3	2	2	5	16
11	J Lymer	4	2	1	2	1	10
12	T Baldock	3	1	1	1	2	8
12	C Bowles	2	1	3	1	1	8
14	D Garbett	1	1	1	3	1	7
14	L Smith	2	1	3	1		7
16	R Litherland	2			2	2	6
17	A Turnbull		2		3		5
17	C Roythorne		2	2		1	5
19	J Neale				2	1	3
19	S Anand	1			1	1	3
19	T Chadwick		1		2		3
19	J Lamb	1		1	1		3
23	M Allsopp				2		2
23	S Lander			1	1		2
25	JJ Hughes-Dowd				1		1
25	G Peach		1				1
25	D McPeake		1				1
25	J Roythorne				1		1
25	A Woodhouse				1		1
25	S Pank				1		1
25	C Blake	1					1
25	M Graham			1			1
Total		188	146	150	165	154	803

Note: Some Records Can Be Held By More Than One Member - Highlighted Names 2026 Members

Outright Track Record Holders After DHORC 754

Juniors

Pos	Name	Qualifying	F1	GC	F1	GC	Total
			Fastest Laps	Fastest Laps	Race Laps	Race Laps	
1	A Turnbull	31	21	16	33	17	118
2	R Litherland	24	20	26	13	28	111
3	JJ Hughes-Dowd	32	16	9	16	9	82
4	J Sismey	15	15	12	11	17	70
5	A Hall	12	8	6	13	11	50
6	T Chadwick	7	6	10	7	19	49
7	AJ McPeake	10	9	4	9	4	36
8	T Measham	6	4	1	13	3	27
8	J Henry	2	9	5	9	2	27
10	J Mellor	10	4	4	2	4	24
11	H Smith	6	5	5	3	4	23
12	M Minnis	6	2	4	2	5	19
13	L Bowles	8		4	1	5	18
13	Z Roythorne	2	2	6		8	18
15	J Pateman	4	4	5	1	3	17
16	B Roythorne	1	1	6		2	10
17	F Holmes	1	3	2	3		9
17	C Brentnall		2	3		4	9
19	J Woodhouse	3	1	1	2	1	8
19	A Hughes	2	1	5			8
19	L Smith		4		4		8
22	J Lawson	2		1	1	2	6
22	T Pank		1	3	2		6
22	C Bowles	2	1		1	2	6
25	JT Hughes-Dowd	1		1	1	2	5
26	E Woodhouse	2	1	1			4
26	P Connally		1	3			4
26	R Rees	1	1	1		1	4
26	K Ashworth	1	1	1		1	4
26	L Turnbull	1	1		2		4
31	K Levers		1		1	1	3
31	J Graham	1		1	1		3
33	P Martin		1		1		2
33	N Gull		1		1		2
33	L Whittaker	1	1				2
33	B Crunden			2			2
37	Ca Holland			1			1
37	E Henry		1				1
37	C Clark					1	1
37	K All				1		1
37	B Brooks				1		1
37	J Elmore		1				1
37	S Roythorne			1			1
37	Z Brazell		1				1
37	A Hartley			1			1
Total		194	151	151	155	156	807

Note: Some Records Can Be Held By More Than One Member - Highlighted Names 2026 Members

DHORC Statistics 2026

Poles		Adult			Junior			Poles	
Records		Name	Total	2026	Name	Total	2026	Records	
All Time		L Pateman	132		JJ Hughes-Dowd	58	3	All Time	
L Pateman	132	S Goodlip	108	2	J Woodhouse	10		R Litherland	61
Season		A Smith	99	1	E Woodhouse	2		Season	
A Smith	20	N Sismey	86		L Whittaker	2		JJ Hughes-Dowd	24
		R Litherland	5		B Crunden	1			
		C Bowles	5		J Graham	1			
		D Hughes-Dowd	1						
		C Blake	1						
Race Wins		Adult			Junior			Race Wins	
Records		Name	Total	2026	Name	Total	2026	Records	
All Time		L Pateman	124		JJ Hughes-Dowd	56	3	All Time	
L Pateman	124	S Goodlip	106	2	J Woodhouse	10		JJ Hughes-Dowd	56
Season		N Sismey	86		E Woodhouse	2		Season	
W Lander	16	A Smith	80		B Crunden	1		JJ Hughes-Dowd	23
		C Bowles	11		L Whittaker	1			
		R Litherland	7	1	J Graham	1			
		A Woodhouse	2		M Blake	1			
Fast Laps		Adult			Junior			Fast Laps	
Records		Name	Total	2026	Name	Total	2026	Records	
All Time		L Pateman	294		JJ Hughes-Dowd	53	3	All Time	
L Pateman	294	A Smith	91		E Woodhouse	5		J Sismey	59
Season		S Goodlip	77		J Woodhouse	5		Season	
L Pateman	19	N Sismey	52		B Crunden	3		JJ Hughes-Dowd	22
A Smith	19	C Bowles	12	3	L Whittaker	2			
		R Litherland	3		J Graham	1			
		B Johnson	2						
		D Hughes-Dowd	1						
		C Blake	1						
		M Graham	1						
Race Laps		Adult			Junior			Race Laps	
Records		Name	Total	2026	Name	Total	2026	Records	
All Time		L Pateman	193	1	JJ Hughes-Dowd	54	3	All Time	
L Pateman	193	A Smith	98		J Woodhouse	10		R Litherland	63
Season		N Sismey	91		E Woodhouse	2		Season	
A Smith	17	S Goodlip	89	1	B Crunden	1		A Hall	22
		C Bowles	6		L Whittaker	1		JJ Hughes-Dowd	22
		R Litherland	5	1					
		A Woodhouse	2						

Current Members Best Ever Position Records after DHORC 754																			
Qualifying				Final Position				Fastest Laps				Race Laps							
Pos	Adult	DHORC	Gap	Date	Pos	Adult	DHORC	Gap	Date	Pos	Adult	DHORC	Gap	Date	Pos	Adult	DHORC	Gap	Date
1	S Goodlip	754	0	27-Jan-26	1	R Litherland	754	0	27-Jan-26	1	C Bowles	754	0	27-Jan-26	1	R Litherland	754	0	27-Jan-26
1	A Smith	752	2	06-Jan-26	1	S Goodlip	753	1	27-Jan-26	1	R Litherland	748	6	11-Nov-25	1	A Pateman	753	1	27-Jan-26
1	C Bowles	749	5	25-Nov-25	1	C Bowles	749	5	25-Nov-25	1	A Smith	745	9	30-Sep-25	1	A Smith	751	3	16-Dec-25
1	R Litherland	748	6	11-Nov-25	1	A Smith	745	9	30-Sep-25	1	L Pateman	744	10	30-Sep-25	1	S Goodlip	747	7	11-Nov-25
1	C Blake	737	17	22-Jul-25	1	A Woodhouse	737	17	22-Jul-25	1	S Goodlip	742	12	23-Sep-25	1	C Bowles	738	16	22-Jul-25
1	L Pateman	724	30	18-Feb-25	1	L Pateman	703	51	23-Jul-24	1	N Sismey	739	15	22-Jul-25	1	A Woodhouse	737	17	22-Jul-25
1	D Hughes-Dowd	703	51	23-Jul-24	1	N Sismey	673	81	25-Jul-23	1	B Johnson	738	16	22-Jul-25	1	N Sismey	673	81	25-Jul-23
1	N Sismey	672	82	25-Jul-23	2	B Johnson	738	16	22-Jul-25	1	C Blake	737	17	22-Jul-25	2	B Johnson	738	16	22-Jul-25
2	D Latham	737	17	22-Jul-25	3	G Reynolds	737	17	22-Jul-25	1	D Hughes-Dowd	736	18	22-Jul-25	3	G Reynolds	737	17	22-Jul-25
2	A Woodhouse	674	80	25-Jul-23	3	D Latham	704	50	23-Jul-24	1	M Graham	703	51	23-Jul-24	3	D Latham	704	50	23-Jul-24
3	B Johnson	736	18	22-Jul-25	3	L Blacker	673	81	25-Jul-23	2	D Latham	737	17	22-Jul-25	3	L Blacker	674	80	25-Jul-23
4	S Gray	705	49	23-Jul-24	4	M Graham	702	52	23-Jul-24	3	S Whittaker	747	7	11-Nov-25	4	D Hughes-Dowd	746	8	21-Oct-25
4	L Blacker	650	104	27-Sep-22	4	S Gray	672	82	25-Jul-23	3	G Reynolds	737	17	22-Jul-25	4	M Graham	702	52	23-Jul-24
5	S Whittaker	742	12	23-Sep-25	5	C Blake	739	15	22-Jul-25	3	A Woodhouse	736	18	22-Jul-25	4	S Gray	672	82	25-Jul-23
6	M Graham	747	7	11-Nov-25	5	J Crunden	736	18	22-Jul-25	3	L Blacker	691	63	09-Apr-24	4	M Blood	423	136	11-Sep-12
6	J Dudley	736	18	22-Jul-25	6	S Whittaker	728	26	29-Apr-25	4	S Gray	705	49	23-Jul-24	5	J Crunden	736	18	22-Jul-25
8	J Crunden	731	23	03-Jun-25	6	D Hughes-Dowd	709	45	24-Sep-24	5	J Crunden	738	16	22-Jul-25	6	S Whittaker	729	25	13-May-25
11	M Blood	424	330	18-Sep-12	7	J Dudley	736	18	22-Jul-25	6	M Blood	423	331	11-Sep-12	7	J Dudley	736	18	22-Jul-25
13	M Grettton	753	1	27-Jan-26	9	M Grettton	753	1	27-Jan-26	8	J Dudley	736	18	22-Jul-25	11	C Blake	731	23	03-Jun-25
13	G Reynolds	727	27	29-Apr-25	9	M Blood	422	332	28-Aug-12	13	M Grettton	753	1	27-Jan-26	12	M Grettton	753	1	27-Jan-26
1	JJ Hughes-Dowd	754	0	27-Jan-26	1	JJ Hughes-Dowd	754	0	27-Jan-26	1	JJ Hughes-Dowd	754	0	27-Jan-26	1	JJ Hughes-Dowd	754	0	27-Jan-26
1	J Woodhouse	749	5	25-Nov-25	1	M Blake	751	3	16-Dec-25	1	B Crunden	745	9	30-Sep-25	1	J Woodhouse	749	5	25-Nov-25
1	L Whittaker	739	15	22-Jul-25	1	J Woodhouse	747	7	11-Nov-25	1	L Whittaker	739	15	22-Jul-25	1	L Whittaker	739	15	22-Jul-25
1	B Crunden	737	17	22-Jul-25	1	L Whittaker	739	15	22-Jul-25	1	J Graham	737	17	22-Jul-25	1	B Crunden	736	18	22-Jul-25
1	J Graham	737	17	22-Jul-25	1	J Graham	734	20	15-Jul-25	1	J Woodhouse	736	18	22-Jul-25	1	E Woodhouse	705	49	23-Jul-24
1	E Woodhouse	674	80	25-Jul-23	1	E Woodhouse	705	49	23-Jul-24	1	E Woodhouse	705	49	23-Jul-24	2	M Blake	725	29	11-Mar-25
2	M Blake	732	22	24-Jun-25	3	B Crunden	730	24	03-Jun-25	2	M Blake	722	32	11-Mar-25	2	J Graham	696	58	04-Jun-24
6	C Youart	751	3	16-Dec-25	5	C Youart	754	0	27-Jan-26	6	C Youart	751	3	16-Dec-25	6	C Youart	751	3	16-Dec-25

Distance Covered In DHORC Club Championship 2026							
Pos	Competitor	Class	Laps	Feet	Feet / Race	Miles	Races
1	C Bowles	A	265.5	28,390	2,366	5.4	12
2	D Latham	A	261.6	28,155	1,877	5.3	15
3	S Goodlip	A	261.3	28,056	2,551	5.3	11
4	N Sismey	A	252.4	27,143	2,088	5.1	13
5	L Blacker	A	243.8	26,230	2,186	5.0	12
6	L Pateman	A	243.3	26,011	2,365	4.9	11
7	R Litherland	A	234.0	25,208	2,292	4.8	11
8	S Whittaker	A	215.7	23,079	2,098	4.4	11
9	JJ Hughes-Dowd	J	213.1	22,868	2,079	4.3	11
10	J Crunden	A	204.5	21,883	1,989	4.1	11
11	A Woodhouse	A	202.5	21,720	1,975	4.1	11
12	D Hughes-Dowd	A	200.9	21,660	1,805	4.1	12
13	S Gray	A	194.1	20,736	1,885	3.9	11
14	J Woodhouse	J	191.2	20,527	1,866	3.9	11
15	J Dudley	A	176.6	19,314	1,609	3.7	12
16	C Blake	A	174.0	18,657	1,696	3.5	11
17	L Whittaker	J	171.2	18,465	1,539	3.5	12
18	E Woodhouse	J	144.8	15,535	1,412	2.9	11
19	B Crunden	J	139.7	15,014	1,251	2.8	12
20	M Graham	A	123.6	14,090	2,013	2.7	7
21	J Graham	J	110.0	12,540	1,791	2.4	7
22	C Youart	J	112.4	12,187	1,108	2.3	11
23	A Smith	A	115.4	11,463	2,293	2.2	5
24	M Blood	A	89.3	8,870	1,774	1.7	5
25	G Reynold	A	78.3	7,778	1,556	1.5	5
26	M Gretton	A	194.7	7,669	639	1.5	12
27	B Johnson	A	71.4	7,092	1,418	1.3	5
28	M Blake	J	60.3	6,874	1,719	1.3	4
Pos	Competitor	Class	4,945.6	517,212.0	1,830.0	98.0	282

Next Circuit



Cadwell Park

Where Do We Race Next?

What Are The Records?

Who Has Been On The Podium?

Circuit History

Cadwell Park is English motor racing's hidden gem, a roller-coaster ride of a circuit tucked away in the Lincolnshire countryside. Too narrow for anything other than club-level car events, it is bike racing which is king at Cadwell and the annual visit of the British Superbikes is one of the most popular events of the year.

Perhaps something of a best-kept secret in the four-wheeled motorsport world, once discovered, it is often a firm favourite amongst many who visit, whether as a spectator or participant.

As the circuit's reputation continues to build, there are an increasing number of club car events taking place at the circuit including the Historic Sports Car Club's Wolds Trophy and the popular Vintage Sports-Car Club Festival, along with vintage and classic motorcycle events and spectacular rallies.

Round 4		Cadwell Park (UK)			Round 5	
	Adults	1st	2nd	3rd		
DHORC 1	07-Jul 1992 96'	N Simey	S Revitt	A Smith		
DHORC 2	11-Aug 1992 96'	N Simey	S Revitt	J Tague		
DHORC 3	01-Sep 1992 96'	J Tague	S Revitt	N Simey		
DHORC 4	06-Oct 1992 96'	S Revitt	J Neale	A Smith		
DHORC 5	17-Nov 1992 96'	N Simey	S Revitt	J Neale		
DHORC 6	08-Dec 1992 96'	A Smith	N Simey	J Neale		
DHORC 197	07-Jan 2003 94' 9"	M Chadwick	L Paleman	S Goodlip		
DHORC 219	06-Jan 2004 94' 9"	L Paleman	M Chadwick	S Goodlip		
DHORC 277	05-Sep 2006 98' 7"	L Paleman	W Lander	N Simey		
DHORC 331	27-Jan 2009 98' 7"	J Simey	M Chadwick	T Chadwick		
DHORC 379	25-Jan 2011 98' 7"	M Chadwick	M Ailsopp	A McPeake		
DHORC 431	29-Jan 2013 98' 7"	L Paleman	S Anand	J Simey		
DHORC 476	23-Sep 2014 96'	G Peach	J Lymer	R Crossland		
DHORC 601	16-Jul 2019 96'	P Rees	A Smith	N Simey		
DHORC 661 F1	21-Feb 2023 96'	A Smith	P Rees	N Simey		
DHORC 662 GC	21-Feb 2023 96'	S Goodlip	L Paleman	N Simey		
DHORC 675 F1	08-Aug 2023 96'	A Turnbull	L Paleman	A Smith		
DHORC 676 GC	08-Aug 2023 96'	A Smith	S Goodlip	R Litherland		
DHORC 723 F1	18-Feb 2025 96'	R Litherland	P Rees	A Smith		
DHORC 724 GC	18-Feb 2025 96'	C Bowles	A Smith	L Paleman		
DHORC 755 F1	17-Feb 2026 96'					
DHORC 756 GC	17-Feb 2026 96'					

	Juniors	1st	2nd	3rd
DHORC 1	07-Jul 1992 96'	S Slater	S Gillard	C Davenport
DHORC 2	11-Aug 1992 96'	S Slater	S Gillard	TI Rees
DHORC 3	01-Sep 1992 96'	S Slater	C Davenport	S Gillard
DHORC 4	06-Oct 1992 96'	M Minnis	S Gillard	S Slater
DHORC 5	17-Nov 1992 96'	S Slater	M Minnis	AJ McPeake
DHORC 6	08-Dec 1992 96'	S Gillard	M Minnis	C Davenport
DHORC 197	07-Jan 2003 94' 9"	J Simey	T Chadwick	T Measham
DHORC 219	06-Jan 2004 94' 9"	J Simey	T Chadwick	R Rees
DHORC 277	05-Sep 2006 98' 7"	T Measham	A Hughes	M Yeomans
DHORC 331	27-Jan 2009 98' 7"	L Smith	K Jackson	R Cook
DHORC 379	25-Jan 2011 98' 7"	J Paleman	J Mellor	Ca Holland
DHORC 431	29-Jan 2013 98' 7"	J Slater	J Mellor	J Paleman
DHORC 476	23-Sep 2014 96'	A Hall	R Litherland	A Turnbull
DHORC 601	16-Jul 2019 96'	R Litherland	L Turnbull	L Bowles
DHORC 661 F1	21-Feb 2023 96'	L Bowles	JJ Hughes-Dowd	J Lawson
DHORC 662 GC	21-Feb 2023 96'	L Bowles	JJ Hughes-Dowd	J Lawson
DHORC 675 F1	08-Aug 2023 96'	JJ Hughes-Dowd	H Smith	L Bowles
DHORC 676 GC	08-Aug 2023 96'	L Bowles	JJ Hughes-Dowd	H Smith
DHORC 723 F1	18-Feb 2025 96'	JJ Hughes-Dowd	J Woodhouse	JT Hughes-Dowd
DHORC 724 GC	18-Feb 2025 96'	JJ Hughes-Dowd	JT Hughes-Dowd	J Woodhouse
DHORC 755 F1	17-Feb 2026 96'			
DHORC 756 GC	17-Feb 2026 96'			

Circuit Records		Lap Length 96' 0"	
Qualifying			
F1/GC	A Smith 16Jul19	101.0 Laps	
	A Smith 18Feb25	46.2 Laps	
GC	L Paleman 21Feb23	63.1 Laps	
Fastest Laps			
F1	S Goodlip 08Aug23	6.28 Secs	
GC	S Goodlip 08Aug23	4.80 Secs	
Race Laps			
F1	A Smith 21Feb23	24.6 Laps	
GC	A Smith 08Aug23	32.5 Laps	
Final Points			
	J Simey 23Sep14	9.0 Points	

DHORC 755 & 756



Cadwell Park Best Off Chart 1 (Adult)

Qualifying Combined					Final Points			
Pos	Adult	Laps	MPH	Date	Pos	Adult	Pts	Date
1	A Smith	101.0	9.182	16-Jul-19	1	J Sismey	9.0	23-Sep-14
2	J Lymer	96.5	8.773	23-Sep-14	2	L Blacker	7.0	18-Feb-25
3	P Rees	96.0	8.727	23-Sep-14	3	S Goodlip	4.5	21-Feb-23
4	G Peach	95.9	8.718	23-Sep-14	4	R Litherland	4.0	18-Feb-25
5	R Crossland	95.8	8.709	23-Sep-14	5	G Peach	3.5	16-Jul-19
6	S Anand	95.4	8.673	23-Sep-14	5	L Pateman	3.5	08-Aug-23
7	N Sismey	95.3	8.664	16-Jul-19	7	P Levers	3.0	23-Sep-14
8	M Allsopp	94.5	8.591	23-Sep-14	7	R Crossland	3.0	23-Sep-14
9	P Levers	93.1	8.464	23-Sep-14	7	D Hughes-Dowd	3.0	21-Feb-23
10	S Goodlip	89.7	8.155	23-Sep-14	7	C Bowles	3.0	18-Feb-25
11	D Garbett	88.8	8.073	16-Jul-19	7	D Turnbull	3.0	18-Feb-25
12	C Bowles	87.9	7.991	16-Jul-19	7	G Reynold	3.0	18-Feb-25
13	D Turnbull	87.5	7.955	16-Jul-19	13	A Smith	2.5	21-Feb-23
14	D Passell	87.4	7.945	23-Sep-14	13	S Gray	2.5	21-Feb-23
15	J Roythorne	87.3	7.936	23-Sep-14	13	D Latham	2.5	08-Aug-23
16	C Roythorne	85.9	7.809	23-Sep-14	13	H Smith	2.5	08-Aug-23
17	L Pateman	84.2	7.655	23-Sep-14	13	A Stevenson	2.5	18-Feb-25
18	L Smith	82.6	7.509	16-Jul-19	13	K Spink	2.5	18-Feb-25
19	J Mellor	81.8	7.436	23-Sep-14	19	P Rees	2.0	16-Jul-19
20	J Holmes	81.3	7.391	23-Sep-14	19	A Turnbull	2.0	08-Aug-23
21	K Alcock	80.2	7.291	23-Sep-14	19	A Woodhouse	2.0	18-Feb-25
22	D Edwards	79.9	7.264	16-Jul-19	22	J Lymer	1.5	23-Sep-14
23	J Lamb	79.7	7.245	23-Sep-14	22	S Anand	1.5	23-Sep-14
24	L Blacker	77.5	7.045	16-Jul-19	22	D Passell	1.5	23-Sep-14
25	J Litherland	76.0	6.909	23-Sep-14	22	J Mellor	1.5	23-Sep-14
26	A Thompson	75.3	6.845	23-Sep-14	22	J Holmes	1.5	23-Sep-14
27	S Gray	72.4	6.582	16-Jul-19	22	J Litherland	1.5	23-Sep-14
28	C Bradford	71.4	6.491	23-Sep-14	22	L Williamson	1.5	16-Jul-19
29	M Martinez	71.1	6.464	16-Jul-19	22	L Bowles	1.5	21-Feb-23
30	R Masters	69.2	6.291	16-Jul-19	22	R Lawson	1.5	21-Feb-23
31	L Williamson	66.0	6.000	16-Jul-19	22	J Lawson	1.5	21-Feb-23
32	J Sismey	65.9	5.991	23-Sep-14	22	S Smith	1.5	08-Aug-23
33	A Stevenson	N/A	N/A	N/A	22	JJ Hughes-Dowd	1.5	18-Feb-25
33	A Turnbull	N/A	N/A	N/A	22	JT Hughes-Dowd	1.5	18-Feb-25
33	A Woodhouse	N/A	N/A	N/A	22	S Whittaker	1.5	18-Feb-25
33	C Blake	N/A	N/A	N/A	22	M Blake	1.5	18-Feb-25
33	D Hughes-Dowd	N/A	N/A	N/A	22	J Wardle	1.5	18-Feb-25
33	D Latham	N/A	N/A	N/A	22	C Blake	1.5	18-Feb-25
33	G Reynold	N/A	N/A	N/A	39	J Roythorne	1.0	23-Sep-14
33	H Smith	N/A	N/A	N/A	39	K Alcock	1.0	23-Sep-14
33	J Lawson	N/A	N/A	N/A	39	A Thompson	1.0	23-Sep-14
33	J Wardle	N/A	N/A	N/A	39	N Sismey	1.0	16-Jul-19
33	JJ Hughes-Dowd	N/A	N/A	N/A	39	L Smith	1.0	16-Jul-19
33	JT Hughes-Dowd	N/A	N/A	N/A	39	N Jarram	1.0	18-Feb-25
33	K Spink	N/A	N/A	N/A	45	M Allsopp	0.5	23-Sep-14
33	L Bowles	N/A	N/A	N/A	45	C Roythorne	0.5	23-Sep-14
33	M Blake	N/A	N/A	N/A	45	J Lamb	0.5	23-Sep-14
33	M Dutson	N/A	N/A	N/A	45	D Garbett	0.5	16-Jul-19
33	N Jarram	N/A	N/A	N/A	45	D Edwards	0.5	16-Jul-19
33	R Lawson	N/A	N/A	N/A	45	R Masters	0.5	16-Jul-19
33	R Litherland	N/A	N/A	N/A	51	M Martinez	0.0	16-Jul-19
33	S Smith	N/A	N/A	N/A	51	C Bradford	0.0	23-Sep-14
33	S Whittaker	N/A	N/A	N/A	51	M Dutson	0.0	21-Feb-23

Cadwell Park Best Off Chart 2 (Junior)

Qualifying Combined					Final Points			
Pos	Junior	Laps	MPH	Date	Pos	Junior	Pts	Date
1	A Hall	87.9	7.991	23-Sep-14	1	L Brooks	5.0	23-Sep-14
2	R Litherland	85.2	7.745	23-Sep-14	2	H Smith	3.5	08-Aug-23
3	L Turnbull	75.7	6.882	16-Jul-19	3	L Bowles	3.0	16-Jul-19
4	A Turnbull	75.6	6.873	23-Sep-14	4	F Holmes	2.5	23-Sep-14
5	F Holmes	71.3	6.482	23-Sep-14	4	A Bradford	2.5	23-Sep-14
6	B Brooks	70.7	6.427	23-Sep-14	4	M Blake	2.5	18-Feb-25
7	M Litherland	69.8	6.345	23-Sep-14	4	L Whittaker	2.5	18-Feb-25
8	G Reyes-England	65.6	5.964	16-Jul-19	8	A Hall	2.0	23-Sep-14
9	L Bowles	64.8	5.891	16-Jul-19	8	R Litherland	2.0	16-Jul-19
10	A Bradford	64.3	5.845	23-Sep-14	8	JJ Hughes-Dowd	2.0	08-Aug-23
11	E Stott-Zafiroopoulos	63.4	5.764	23-Sep-14	11	M Litherland	1.5	23-Sep-14
12	L Stott-Zafiroopoulos	61.3	5.573	23-Sep-14	11	L Stott-Zafiroopoulos	1.5	23-Sep-14
13	J Martinez	60.5	5.500	16-Jul-19	11	Ca Holland	1.5	23-Sep-14
14	D Jackson	58.0	5.273	23-Sep-14	11	J Perry	1.5	23-Sep-14
15	N Bradford	56.9	5.173	23-Sep-14	11	L Turnbull	1.5	16-Jul-19
16	S Bowman	55.3	5.027	16-Jul-19	11	J Martinez	1.5	16-Jul-19
17	Ca Holland	55.0	5.000	23-Sep-14	11	E Woodhouse	1.5	08-Aug-23
18	E Jackson	54.7	4.973	23-Sep-14	11	J Woodhouse	1.5	18-Feb-25
19	L Brooks	47.3	4.300	23-Sep-14	11	JT Hughes-Dowd	1.5	18-Feb-25
20	J Perry	46.9	4.264	23-Sep-14	20	A Turnbull	1.0	23-Sep-14
21	S Martinez	31.7	2.882	16-Jul-19	20	B Brooks	1.0	23-Sep-14
22	E Doyle	N/A	N/A	N/A	20	N Bradford	1.0	23-Sep-14
22	E Woodhouse	N/A	N/A	N/A	20	E Jackson	1.0	23-Sep-14
22	H Smith	N/A	N/A	N/A	20	S Martinez	1.0	16-Jul-19
22	J Lawson	N/A	N/A	N/A	20	J Lawson	1.0	21-Feb-23
22	J Woodhouse	N/A	N/A	N/A	26	E Stott-Zafiroopoulos	0.5	23-Sep-14
22	JJ Hughes-Dowd	N/A	N/A	N/A	26	G Reyes-England	0.5	16-Jul-19
22	JT Hughes-Dowd	N/A	N/A	N/A	26	S Bowman	0.5	16-Jul-19
22	L Whittaker	N/A	N/A	N/A	26	D Jackson	0.5	23-Sep-14
22	M Blake	N/A	N/A	N/A	26	T Stevenson	0.5	21-Feb-23
22	T Stevenson	N/A	N/A	N/A	31	E Doyle	0.0	21-Feb-23

Cadwell Park Best Off Chart 3 - F1 (Adults)

Qualifying					Fastest Laps					Race Laps				
Pos	Adult	Laps	MPH	Date	Pos	Adult	Time	MPH	Date	Pos	Adult	Laps	MPH	Date
1	A Smith	46.2	8.400	18-Feb-25	1	S Goodlip	6.28	10.423	08-Aug-23	1	S Goodlip	24.8	9.018	08-Aug-23
2	P Rees	45.4	8.255	21-Feb-23	2	L Pateman	6.41	10.211	08-Aug-23	2	A Smith	24.6	8.945	21-Feb-23
3	N Sismey	44.4	8.073	21-Feb-23	3	A Smith	6.64	9.858	16-Jul-19	2	L Pateman	24.6	8.945	08-Aug-23
4	S Goodlip	44.1	8.018	08-Aug-23	4	J Sismey	6.67	9.813	23-Sep-14	4	P Rees	24.0	8.727	21-Feb-23
5	A Turnbull	43.2	7.855	21-Feb-23	5	A Turnbull	6.78	9.654	21-Feb-23	5	N Sismey	23.9	8.691	23-Sep-14
6	L Pateman	42.5	7.727	08-Aug-23	6	M Allsopp	6.88	9.514	23-Sep-14	6	A Turnbull	23.3	8.473	21-Feb-23
7	G Peach	42.2	7.673	21-Feb-23	6	C Bowles	6.88	9.514	18-Feb-25	7	S Anand	23.1	8.400	23-Sep-14
8	JJ Hughes-Dowd	38.8	7.055	18-Feb-25	8	D Garbett	6.92	9.409	16-Jul-19	7	P Levers	23.1	8.400	23-Sep-14
9	R Litherland	38.6	7.018	18-Feb-25	9	S Anand	6.99	9.364	23-Sep-14	7	R Litherland	23.1	8.400	18-Feb-25
10	L Bowles	38.4	6.982	08-Aug-23	10	N Sismey	7.02	9.324	23-Sep-14	10	R Crossland	22.8	8.291	23-Sep-14
11	A Woodhouse	37.8	6.873	08-Aug-23	11	P Rees	7.09	9.232	23-Sep-14	11	JJ Hughes-Dowd	22.7	8.255	18-Feb-25
12	D Turnbull	37.6	6.836	21-Feb-23	11	R Litherland	7.09	9.232	18-Feb-25	12	C Bowles	22.4	8.145	16-Jul-19
13	D Latham	37.5	6.818	08-Aug-23	13	P Levers	7.13	9.180	23-Sep-14	12	D Latham	22.4	8.145	18-Feb-25
14	A Stevenson	37.2	6.764	18-Feb-25	14	D Edwards	7.14	9.167	16-Jul-19	14	G Peach	22.3	8.109	23-Sep-14
15	C Bowles	36.7	N/A	08-Aug-23	15	R Crossland	7.15	9.154	23-Sep-14	15	J Lymer	22.1	8.036	23-Sep-14
16	L Blacker	34.4	6.255	08-Aug-23	16	S Gray	7.18	9.116	16-Jul-19	16	M Allsopp	21.9	7.964	23-Sep-14
17	S Gray	33.8	6.145	21-Feb-23	17	L Smith	7.27	9.003	16-Jul-19	17	J Sismey	21.2	7.709	23-Sep-14
18	N Jarram	32.3	5.873	18-Feb-25	18	JJ Hughes-Dowd	7.28	8.991	18-Feb-25	17	L Blacker	21.2	7.709	21-Feb-23
19	JT Hughes-Dowd	31.8	5.782	18-Feb-25	19	G Peach	7.31	8.954	16-Jul-19	19	D Garbett	21.0	7.636	16-Jul-19
20	D Hughes-Dowd	31.7	5.764	18-Feb-25	20	D Hughes-Dowd	7.32	8.942	18-Feb-25	20	D Turnbull	20.8	7.584	21-Feb-23
21	H Smith	31.6	5.745	08-Aug-23	21	K Alcock	7.38	8.869	23-Sep-14	21	L Bowles	20.6	7.491	08-Aug-23
22	S Whittaker	30.7	5.582	18-Feb-25	22	L Blacker	7.46	8.774	08-Aug-23	22	D Passell	20.4	7.418	23-Sep-14
23	G Reynold	30.6	5.564	18-Feb-25	22	D Latham	7.46	8.774	08-Aug-23	23	J Mellor	20.0	7.273	23-Sep-14
24	M Dutson	30.5	5.545	21-Feb-23	24	A Woodhouse	7.50	8.727	08-Aug-23	23	M Martinez	20.0	7.273	16-Jul-19
25	K Spink	30.1	5.473	18-Feb-25	25	C Roythorne	7.51	8.716	23-Sep-14	25	C Roythorne	19.8	7.200	23-Sep-14
26	R Lawson	29.1	5.291	21-Feb-23	26	J Holmes	7.53	8.693	23-Sep-14	25	L Smith	19.8	7.200	16-Jul-19
27	J Wardle	26.2	4.764	18-Feb-25	27	JT Hughes-Dowd	7.56	8.658	18-Feb-25	27	A Stevenson	19.7	7.164	18-Feb-25
28	C Blake	25.0	4.545	18-Feb-25	28	J Litherland	7.66	8.545	23-Sep-14	28	J Holmes	19.5	7.091	23-Sep-14
29	J Lawson	24.4	4.436	21-Feb-23	28	L Bowles	7.66	8.545	21-Feb-23	29	J Roythorne	19.4	7.055	23-Sep-14
30	S Smith	23.4	4.255	08-Aug-23	30	J Lymer	7.80	8.392	23-Sep-14	29	K Alcock	19.4	7.055	23-Sep-14
31	M Blake	20.1	3.655	18-Feb-25	31	J Roythorne	7.81	8.381	23-Sep-14	29	S Gray	19.4	7.055	21-Feb-23
32	A Thompson	N/A	N/A	N/A	32	D Turnbull	7.82	8.370	23-Sep-14	29	A Woodhouse	19.4	7.055	08-Aug-23
32	C Bradford	N/A	N/A	N/A	33	J Mellor	7.83	8.359	23-Sep-14	29	JT Hughes-Dowd	19.4	7.055	18-Feb-25
32	C Roythorne	N/A	N/A	N/A	34	H Smith	7.95	8.233	08-Aug-23	34	D Edwards	19.1	6.945	16-Jul-19
32	D Edwards	N/A	N/A	N/A	35	S Smith	7.96	8.223	08-Aug-23	35	D Hughes-Dowd	18.5	6.727	18-Feb-25
32	D Garbett	N/A	N/A	N/A	36	D Passell	7.99	8.192	23-Sep-14	36	J Lamb	18.4	6.691	23-Sep-14
32	D Passell	N/A	N/A	N/A	37	J Lamb	8.11	8.071	23-Sep-14	37	H Smith	18.1	6.582	08-Aug-23
32	J Holmes	N/A	N/A	N/A	38	M Martinez	8.13	8.051	16-Jul-19	38	C Bradford	17.6	6.400	23-Sep-14
32	J Lamb	N/A	N/A	N/A	39	A Stevenson	8.15	8.031	18-Feb-25	39	N Jarram	17.5	6.364	18-Feb-25
32	J Litherland	N/A	N/A	N/A	40	C Bradford	8.26	7.924	23-Sep-14	40	S Smith	17.3	6.291	08-Aug-23
32	J Lymer	N/A	N/A	N/A	41	A Thompson	8.33	7.858	23-Sep-14	40	G Reynold	17.3	6.291	18-Feb-25
32	J Mellor	N/A	N/A	N/A	42	S Whittaker	8.36	7.829	18-Feb-25	42	A Thompson	17.0	6.182	23-Sep-14
32	J Roythorne	N/A	N/A	N/A	43	M Dutson	8.47	7.728	21-Feb-23	42	K Spink	17.0	6.182	18-Feb-25
32	J Sismey	N/A	N/A	N/A	44	K Spink	8.52	7.682	18-Feb-25	44	L Williamson	16.8	6.109	16-Jul-19
32	K Alcock	N/A	N/A	N/A	45	L Williamson	8.57	7.638	16-Jul-19	45	J Litherland	16.6	6.036	23-Sep-14
32	L Smith	N/A	N/A	N/A	46	R Lawson	8.93	7.330	21-Feb-23	46	S Whittaker	16.1	5.855	18-Feb-25
32	L Williamson	N/A	N/A	N/A	47	J Wardle	9.06	7.225	18-Feb-25	47	M Dutson	16.0	5.818	21-Feb-23
32	M Allsopp	N/A	N/A	N/A	48	G Reynold	9.09	7.201	18-Feb-25	48	R Lawson	15.9	5.782	21-Feb-23
32	M Martinez	N/A	N/A	N/A	49	R Masters	9.22	7.099	16-Jul-19	49	R Masters	14.9	5.418	16-Jul-19
32	P Levers	N/A	N/A	N/A	50	J Lawson	9.42	6.948	21-Feb-23	50	J Wardle	14.8	5.382	18-Feb-25
32	R Crossland	N/A	N/A	N/A	50	N Jarram	9.42	6.948	18-Feb-25	51	C Blake	14.6	5.309	18-Feb-25
32	R Masters	N/A	N/A	N/A	52	M Blake	10.62	6.163	18-Feb-25	52	J Lawson	12.8	4.655	21-Feb-23
32	S Anand	N/A	N/A	N/A	53	C Blake	10.79	6.066	18-Feb-25	52	M Blake	12.8	4.655	18-Feb-25

Cadwell Park Best Off Chart 4 - F1 (Juniors)

Qualifying					Fastest Laps					Race Laps				
Pos	Junior	Laps	MPH	Date	Pos	Junior	Time	MPH	Date	Pos	Junior	Laps	MPH	Date
1	JJ Hughes-Dowd	38.8	3.527	18-Feb-25	1	JJ Hughes-Dowd	7.28	8.991	18-Feb-25	1	A Hall	21.4	7.782	23-Sep-14
2	L Bowles	38.4	6.982	08-Aug-23	2	R Litherland	7.51	8.716	23-Sep-14	2	R Litherland	20.7	7.527	23-Sep-14
3	J Woodhouse	35.4	6.436	18-Feb-25	3	H Smith	7.60	8.612	08-Aug-23	3	JJ Hughes-Dowd	20.3	7.382	18-Feb-25
4	JT Hughes-Dowd	31.8	5.782	18-Feb-25	4	L Bowles	7.73	8.468	21-Feb-23	4	L Turnbull	19.7	7.164	16-Jul-19
5	H Smith	31.6	5.745	08-Aug-23	5	A Hall	7.81	8.381	23-Sep-14	4	L Bowles	19.7	7.164	16-Jul-19
6	T Stevenson	30.7	5.582	21-Feb-23	6	J Martinez	8.02	8.161	16-Jul-19	6	B Brooks	19.4	7.055	23-Sep-14
7	E Doyle	29.5	5.364	21-Feb-23	7	JT Hughes-Dowd	8.25	7.934	18-Feb-25	7	J Woodhouse	19.3	7.018	18-Feb-25
8	L Whittaker	27.1	4.927	18-Feb-25	8	A Turnbull	8.34	7.848	23-Sep-14	8	A Turnbull	19.0	6.909	23-Sep-14
9	J Lawson	24.4	4.436	21-Feb-23	9	L Stott-Zafirooulos	8.44	7.755	23-Sep-14	9	E Stott-Zafirooulos	18.6	6.784	23-Sep-14
10	E Woodhouse	20.3	3.691	08-Aug-23	10	M Litherland	8.48	7.719	23-Sep-14	10	H Smith	18.0	6.545	08-Aug-23
11	M Blake	20.1	3.655	18-Feb-25	11	L Turnbull	8.49	7.710	16-Jul-19	11	M Litherland	17.8	6.473	23-Sep-14
12	A Bradford	N/A	N/A	N/A	12	J Woodhouse	8.53	7.673	18-Feb-25	12	A Bradford	17.2	6.255	23-Sep-14
12	A Hall	N/A	N/A	N/A	13	B Brooks	8.62	7.593	23-Sep-14	13	E Doyle	17.1	6.218	21-Feb-23
12	A Turnbull	N/A	N/A	N/A	14	A Bradford	8.94	7.322	23-Sep-14	14	F Holmes	17.0	6.182	23-Sep-14
12	B Brooks	N/A	N/A	N/A	15	E Stott-Zafirooulos	8.96	7.305	23-Sep-14	15	L Stott-Zafirooulos	16.8	6.109	23-Sep-14
12	Ca Holland	N/A	N/A	N/A	16	J Lawson	9.01	7.265	21-Feb-23	16	D Jackson	16.6	6.036	23-Sep-14
12	D Jackson	N/A	N/A	N/A	17	F Holmes	9.02	7.257	23-Sep-14	17	JT Hughes-Dowd	16.4	5.964	18-Feb-25
12	E Jackson	N/A	N/A	N/A	18	E Doyle	9.13	7.169	21-Feb-23	18	T Stevenson	15.9	5.782	21-Feb-23
12	E Stott-Zafirooulos	N/A	N/A	N/A	19	N Bradford	9.22	7.099	23-Sep-14	19	Ca Holland	15.5	5.636	23-Sep-14
12	F Holmes	N/A	N/A	N/A	20	D Jackson	9.28	7.053	23-Sep-14	20	J Lawson	15.4	5.600	21-Feb-23
12	G Reyes-England	N/A	N/A	N/A	21	T Stevenson	9.29	7.046	21-Feb-23	21	N Bradford	15.1	5.491	23-Sep-14
12	J Martinez	N/A	N/A	N/A	22	G Reyes-England	9.58	6.832	16-Jul-19	22	E Jackson	14.7	5.345	23-Sep-14
12	J Perry	N/A	N/A	N/A	23	S Bowman	9.62	6.804	16-Jul-19	23	J Martinez	14.4	5.236	16-Jul-19
12	L Brooks	N/A	N/A	N/A	24	E Jackson	9.63	6.797	23-Sep-14	23	L Whittaker	14.4	5.236	18-Feb-25
12	L Stott-Zafirooulos	N/A	N/A	N/A	25	Ca Holland	9.78	6.693	23-Sep-14	25	G Reyes-England	13.8	5.018	16-Jul-19
12	L Turnbull	N/A	N/A	N/A	26	L Whittaker	9.96	6.572	18-Feb-25	26	S Bowman	13.3	4.836	16-Jul-19
12	M Litherland	N/A	N/A	N/A	27	M Blake	10.28	6.367	18-Feb-25	27	M Blake	12.7	4.618	18-Feb-25
12	N Bradford	N/A	N/A	N/A	28	E Woodhouse	11.26	5.813	08-Aug-23	28	E Woodhouse	12.6	4.582	08-Aug-23
12	R Litherland	N/A	N/A	N/A	29	J Perry	11.83	5.533	23-Sep-14	29	J Perry	11.7	4.255	23-Sep-14
12	S Bowman	N/A	N/A	N/A	30	L Brooks	11.85	5.524	23-Sep-14	30	L Brooks	10.0	3.636	23-Sep-14
12	S Martinez	N/A	N/A	N/A	31	S Martinez	17.28	3.788	16-Jul-19	31	S Martinez	6.9	2.509	16-Jul-19

Cadwell Park Best Off Chart 5 - GC (Adults)

Qualifying					Fastest Laps					Race Laps				
Pos	Adult	Laps	MPH	Date	Pos	Adult	Time	MPH	Date	Pos	Adult	Laps	MPH	Date
1	L Pateman	63.1	11.473	21-Feb-23	1	S Goodlip	4.80	13.636	08-Aug-23	1	A Smith	32.5	11.818	08-Aug-23
2	S Goodlip (M)	59.4	10.800	08-Aug-23	2	A Smith	4.97	13.170	16-Jul-19	2	L Pateman	32.3	11.745	21-Feb-23
3	A Smith (M)	57.3	10.418	08-Aug-23	3	L Pateman	5.01	13.085	21-Feb-23	3	S Goodlip	31.9	11.600	08-Aug-23
4	C Bowles	53.4	9.709	18-Feb-25	4	C Bowles	5.30	12.350	18-Feb-25	4	C Bowles	31.5	11.455	18-Feb-25
5	N Sismey (M)	53.3	9.691	08-Aug-23	5	R Litherland	5.36	12.212	21-Feb-23	5	J Sismey	29.9	10.873	23-Sep-14
6	R Litherland	52.1	9.473	08-Aug-23	6	J Sismey	5.44	12.032	23-Sep-14	6	G Peach	29.4	10.691	23-Sep-14
7	A Turnbull	51.7	9.400	08-Aug-23	7	A Turnbull	5.45	12.010	08-Aug-23	7	R Litherland	29.3	10.655	08-Aug-23
8	L Blacker	47.6	4.327	08-Aug-23	8	G Peach	5.52	11.858	23-Sep-14	8	J Lymer	28.7	10.436	23-Sep-14
9	P Rees (M)	47.5	8.636	21-Feb-23	9	N Sismey	5.55	11.794	08-Aug-23	9	P Levers	28.1	10.218	23-Sep-14
10	L Bowles	46.6	8.473	08-Aug-23	10	R Crossland	5.67	11.544	23-Sep-14	10	N Sismey	27.9	10.145	08-Aug-23
11	G Peach (M)	45.6	8.291	21-Feb-23	10	P Levers	5.67	11.544	23-Sep-14	11	P Rees	27.1	9.855	08-Aug-23
12	D Turnbull	45.0	8.182	18-Feb-25	12	P Rees	5.79	11.305	23-Sep-14	12	R Crossland	27.0	9.818	23-Sep-14
13	JJ Hughes-Dowd	44.4	8.073	08-Aug-23	13	M Allsopp	5.82	11.246	23-Sep-14	12	A Turnbull	27.0	9.818	08-Aug-23
14	D Latham	44.1	8.018	18-Feb-25	14	L Blacker	5.88	11.132	08-Aug-23	14	S Anand	26.9	9.782	23-Sep-14
15	H Smith	42.8	3.891	08-Aug-23	15	J Lymer	5.89	11.113	23-Sep-14	15	L Blacker	26.0	9.455	18-Feb-25
16	A Stevenson	41.9	3.809	18-Feb-25	16	C Roythorne	5.90	11.094	23-Sep-14	16	M Allsopp	25.8	9.382	23-Sep-14
17	A Woodhouse	41.7	3.791	18-Feb-25	17	L Smith	5.99	10.927	16-Jul-19	16	J Roythorne	25.8	9.382	23-Sep-14
18	D Hughes-Dowd	40.8	7.418	18-Feb-25	18	J Roythorne	6.00	10.909	23-Sep-14	16	D Garbett	25.8	9.382	16-Jul-19
19	S Smith	40.3	3.864	08-Aug-23	18	J Holmes	6.00	10.909	23-Sep-14	19	J Holmes	25.7	9.345	23-Sep-14
20	J Lawson	40.2	7.309	21-Feb-23	20	J Litherland	6.04	10.837	23-Sep-14	20	D Passell	25.6	9.309	23-Sep-14
21	S Gray (M)	39.9	7.255	21-Feb-23	21	D Garbett	6.06	10.801	16-Jul-19	20	L Bowles	25.6	9.309	08-Aug-23
22	R Lawson	38.5	7.000	21-Feb-23	22	L Bowles	6.09	10.748	21-Feb-23	22	D Turnbull	25.4	9.236	18-Feb-25
23	S Whittaker	37.9	3.445	18-Feb-25	23	JJ Hughes-Dowd	6.15	10.643	21-Feb-23	23	R Lawson	25.0	9.091	21-Feb-23
24	M Dutson	36.2	6.582	21-Feb-23	24	J Mellor	6.23	10.506	23-Sep-14	24	H Smith	24.7	8.982	08-Aug-23
25	N Jarram	35.8	3.255	18-Feb-25	25	S Anand	6.27	10.439	23-Sep-14	24	D Latham	24.7	8.982	18-Feb-25
26	K Spink	34.3	3.118	18-Feb-25	25	D Turnbull	6.27	10.439	23-Sep-14	26	C Roythorne	24.5	8.909	23-Sep-14
27	M Blake	33.8	3.073	18-Feb-25	27	D Passell	6.28	10.423	23-Sep-14	27	J Litherland	24.0	8.727	23-Sep-14
28	C Blake	31.2	2.836	18-Feb-25	28	K Alcock	6.39	10.243	23-Sep-14	28	J Mellor	23.8	8.655	23-Sep-14
29	G Reynold	30.2	2.745	18-Feb-25	29	R Lawson	6.44	10.164	21-Feb-23	28	J Lamb	23.8	8.655	23-Sep-14
30	J Wardle	28.7	2.609	18-Feb-25	30	A Stevenson	6.50	10.070	18-Feb-25	28	A Stevenson	23.8	8.655	18-Feb-25
31	A Thompson	1.000	N/A	N/A	31	D Edwards	6.53	10.024	16-Jul-19	31	L Smith	23.7	8.618	16-Jul-19
31	C Bradford	1.000	N/A	N/A	32	H Smith	6.55	9.993	08-Aug-23	32	D Edwards	23.4	8.509	16-Jul-19
31	C Roythorne	1.000	N/A	N/A	33	A Thompson	6.57	9.963	23-Sep-14	33	A Thompson	23.1	8.400	23-Sep-14
31	D Edwards	1.000	N/A	N/A	33	J Lawson	6.57	9.963	21-Feb-23	33	JJ Hughes-Dowd	23.1	8.400	08-Aug-23
31	D Garbett	1.000	N/A	N/A	35	J Lamb	6.68	9.799	23-Sep-14	35	A Woodhouse	22.6	8.218	08-Aug-23
31	D Passell	1.000	N/A	N/A	35	D Latham	6.68	9.799	08-Aug-23	36	D Hughes-Dowd	22.5	8.182	18-Feb-25
31	J Holmes	1.000	N/A	N/A	37	R Masters	6.69	9.784	16-Jul-19	37	K Alcock	22.0	8.000	23-Sep-14
31	J Lamb	1.000	N/A	N/A	38	D Hughes-Dowd	6.80	9.626	18-Feb-25	38	S Gray	21.9	7.964	21-Feb-23
31	J Litherland	1.000	N/A	N/A	39	S Smith	6.94	9.431	08-Aug-23	39	S Smith	21.5	7.818	08-Aug-23
31	J Lymer	1.000	N/A	N/A	40	A Woodhouse	7.04	9.298	08-Aug-23	40	K Spink	20.7	7.527	18-Feb-25
31	J Mellor	1.000	N/A	N/A	41	S Gray	7.19	9.104	21-Feb-23	41	J Lawson	20.4	7.418	21-Feb-23
31	J Roythorne	1.000	N/A	N/A	42	S Whittaker	7.40	8.845	18-Feb-25	42	R Masters	20.3	7.382	16-Jul-19
31	J Sismey	1.000	N/A	N/A	43	K Spink	7.49	8.739	18-Feb-25	43	S Whittaker	20.1	7.309	18-Feb-25
31	K Alcock	1.000	N/A	N/A	44	M Blake	7.81	8.381	18-Feb-25	44	M Dutson	19.8	7.200	21-Feb-23
31	L Smith	1.000	N/A	N/A	45	L Williamson	7.97	8.213	16-Jul-19	45	C Bradford	19.3	7.018	23-Sep-14
31	L Williamson	1.000	N/A	N/A	45	C Blake	7.97	8.213	18-Feb-25	46	L Williamson	18.9	6.873	16-Jul-19
31	M Allsopp	1.000	N/A	N/A	47	M Martinez	8.22	7.963	16-Jul-19	46	N Jarram	18.9	6.873	18-Feb-25
31	M Martinez	1.000	N/A	N/A	48	N Jarram	8.31	7.877	18-Feb-25	48	C Blake	18.1	6.582	18-Feb-25
31	P Levers	1.000	N/A	N/A	49	J Wardle	8.32	7.867	18-Feb-25	49	M Martinez	18.0	6.545	16-Jul-19
31	R Crossland	1.000	N/A	N/A	50	C Bradford	8.35	7.839	23-Sep-14	50	M Blake	17.2	6.255	18-Feb-25
31	R Masters	1.000	N/A	N/A	51	G Reynold	8.53	7.673	18-Feb-25	51	G Reynold	16.8	6.109	18-Feb-25
31	S Anand	1.000	N/A	N/A	52	M Dutson	8.72	7.506	21-Feb-23	52	J Wardle	14.5	5.273	18-Feb-25

Cadwell Park Best Off Chart 6 - GC (Juniors)

Qualifying					Fastest Laps					Race Laps				
Pos	Junior	Laps	MPH	Date	Pos	Junior	Time	MPH	Date	Pos	Junior	Laps	MPH	Date
1	L Bowles	46.6	8.473	08-Aug-23	1	L Bowles	6.01	10.891	08-Aug-23	1	L Bowles	25.9	9.418	08-Aug-23
2	JJ Hughes-Dowd	44.4	4.036	08-Aug-23	2	JJ Hughes-Dowd	6.35	10.308	08-Aug-23	2	H Smith	24.7	8.982	08-Aug-23
3	H Smith	42.8	3.891	08-Aug-23	3	A Hall	6.39	10.243	23-Sep-14	3	A Hall	23.8	8.655	23-Sep-14
4	J Lawson	40.2	3.655	21-Feb-23	4	R Litherland	6.49	10.085	23-Sep-14	3	R Litherland	23.8	8.655	16-Jul-19
5	J Woodhouse	37.6	3.418	18-Feb-25	5	H Smith	6.55	9.993	08-Aug-23	5	JJ Hughes-Dowd	23.1	8.400	08-Aug-23
6	JT Hughes-Dowd	36.6	3.327	18-Feb-25	6	J Lawson	6.71	9.755	21-Feb-23	6	F Holmes	22.6	8.218	23-Sep-14
7	M Blake	33.8	3.073	18-Feb-25	7	J Woodhouse	6.91	9.472	08-Aug-23	7	M Litherland	21.4	7.782	23-Sep-14
8	E Doyle	32.7	2.973	21-Feb-23	8	JT Hughes-Dowd	7.02	9.324	18-Feb-25	8	A Turnbull	21.3	7.745	23-Sep-14
9	T Stevenson	31.7	2.882	21-Feb-23	8	M Litherland	7.02	9.324	23-Sep-14	9	J Woodhouse	21.2	7.709	08-Aug-23
9	L Whittaker	31.7	2.882	18-Feb-25	10	J Martinez	7.10	9.219	16-Jul-19	10	JT Hughes-Dowd	20.8	7.564	18-Feb-25
11	E Woodhouse	21.9	1.991	08-Aug-23	11	L Turnbull	7.21	9.078	16-Jul-19	11	J Lawson	20.4	7.418	21-Feb-23
12	A Bradford	1.000	N/A	N/A	12	A Turnbull	7.22	9.066	23-Sep-14	12	B Brooks	20.1	7.309	23-Sep-14
12	A Hall	1.000	N/A	N/A	13	F Holmes	7.37	8.881	23-Sep-14	12	L Turnbull	20.1	7.309	16-Jul-19
12	A Turnbull	1.000	N/A	N/A	14	G Reyes-England	7.42	8.821	16-Jul-19	14	G Reyes-England	19.8	7.200	16-Jul-19
12	B Brooks	1.000	N/A	N/A	15	B Brooks	7.85	8.338	23-Sep-14	15	L Whittaker	19.7	7.164	18-Feb-25
12	Ca Holland	1.000	N/A	N/A	15	E Doyle	7.85	8.338	21-Feb-23	16	J Martinez	19.1	6.945	16-Jul-19
12	D Jackson	1.000	N/A	N/A	17	L Brooks	7.97	8.213	23-Sep-14	17	A Bradford	18.6	6.764	23-Sep-14
12	E Jackson	1.000	N/A	N/A	17	L Whittaker	7.97	8.213	18-Feb-25	18	E Doyle	18.2	6.618	21-Feb-23
12	E Stott-Zafirooulos	1.000	N/A	N/A	19	T Stevenson	8.04	8.141	21-Feb-23	19	M Blake	17.5	6.364	18-Feb-25
12	F Holmes	1.000	N/A	N/A	20	L Stott-Zafirooulos	8.07	8.111	23-Sep-14	20	L Brooks	17.4	6.327	23-Sep-14
12	G Reyes-England	1.000	N/A	N/A	21	M Blake	8.13	8.051	18-Feb-25	21	N Bradford	16.9	6.145	23-Sep-14
12	J Martinez	1.000	N/A	N/A	22	A Bradford	8.15	8.031	23-Sep-14	22	T Stevenson	16.8	6.109	21-Feb-23
12	J Perry	1.000	N/A	N/A	23	N Bradford	8.33	7.858	23-Sep-14	23	L Stott-Zafirooulos	16.4	5.964	23-Sep-14
12	L Brooks	1.000	N/A	N/A	24	S Bowman	8.64	7.576	16-Jul-19	24	S Bowman	16.1	5.855	16-Jul-19
12	L Stott-Zafirooulos	1.000	N/A	N/A	24	S Martinez	8.64	7.576	16-Jul-19	25	D Jackson	15.3	5.564	23-Sep-14
12	L Turnbull	1.000	N/A	N/A	26	E Stott-Zafirooulos	8.80	7.438	23-Sep-14	25	Ca Holland	15.3	5.564	23-Sep-14
12	M Litherland	1.000	N/A	N/A	27	D Jackson	8.91	7.346	23-Sep-14	27	E Stott-Zafirooulos	15.0	5.455	23-Sep-14
12	N Bradford	1.000	N/A	N/A	28	E Woodhouse	9.04	7.241	08-Aug-23	28	E Jackson	14.0	5.091	23-Sep-14
12	R Litherland	1.000	N/A	N/A	29	Ca Holland	9.82	6.665	23-Sep-14	29	J Perry	13.5	4.909	23-Sep-14
12	S Bowman	1.000	N/A	N/A	30	J Perry	###	6.417	23-Sep-14	30	E Woodhouse	12.3	4.473	08-Aug-23
12	S Martinez	1.000	N/A	N/A	31	E Jackson	###	6.288	23-Sep-14	31	S Martinez	10.5	3.818	16-Jul-19

Visit dhorc.co.uk or Find us on **facebook**

Derby HO Racing Club

dhorc

TOMY AFX TYCO Carrera DIGITAL

Club Night

R&R

Rules & Regulations 2026



Derby HO Racing Club  www.dhorc.co.uk

Derby HO Racing Club  www.dhorc.co.uk

dhorc **dhorc**

Home of HO Le Mans TOMY AFX TYCO SmartRa*e* Carrera DIGITAL

<https://dhorc.co.uk/wp-content/uploads/2025/12/DHORC-Rules-Regs-2026-1.pdf>



LEXAN BODY CATALOGUE

Legends

SWB = 38mm (1.5")
between axle centres

LWB = 41mm (1.6")
between axle centres



AC Cobra
Convertible
LWB



Acura NSX
GT3 2017
LWB
30mm Clip



Alfa Romeo 155
Touring Car
LWB
29mm Clip



Alfa Romeo
BTCC
LWB
30mm Clip



Alfa Romeo
TZ3 Corsa
SWB
29mm Clip



Aston Martin
Vantage GT3
LWB



Audi
R8LMS GT3
LWB



Audi S3
BTCC
LWB
27mm Clip



Austin
Mini Cooper
SWB
28mm Clip



Bentley
Continental GT3
LWB
30mm Clip


















BMW
320i Turbo Grp5
SWB
27mm Clip






BMW 1 Series
BTCC
LWB
29mm Clip








































BMW
M1
SWB
30mm Clip
















			
BMW M3 GT2 LWB 27mm Clip	BMW Z4 GT3 LWB	BMW Z8 Convertible LWB 30mm Clip	Bugatti EB110 SWB 32mm Clip
			
Bugatti Veyron LWB 31mm Clip			
			
Chevrolet Nastruck LWB 30mm Clip	Chevron B19 SWB or LWB 29mm Clip	Corvette C5r GT SWB 30mm Clip	Corvette C7r GT 2017 LWB 31mm Clip
			
Corvette C8r GT3 LWB	Corvette Daytona Prototype SWB 30mm Clip	Corvette 1969 Stingray SWB 30mm Clip	
			
Datsun 240Z SWB 27mm Clip	Datsun Fairlady 2000 LWB 26mm Clip	Dodge Challenger LWB 31mm Clip	

			
Ferrari 250 gt Berlinetta Lusso SWB 30mm Clip	Ferrari 250 GTO LWB 29mm Clip	Ferrari 308 GTb LWB 28mm Clip	Ferrari 365 GTb Daytona SWB 28mm Clip
			
Ferrari 488 Gte LWB 29mm Clip	Ferrari 512 LM SWB or LWB 29mm Clip	Ferrari 575 GTc LWB 30mm Clip	Ferrari 612 Can-Am SWB 32mm Clip
			
Ferrari F40 SWB 32mm Clip	Ferrari Testarossa SWB 32mm Clip	Ford Capri SWB 30mm Clip	Ford Escort SWB 29mm Clip
			
Ford Custom Van LWB 30mm Clip	Ford Focus RS BTCC LWB 29mm Clip	Ford 2006 GT LWB 29mm Clip	Ford 2016 GT LWB Body Pins Only
			
Ford GT40 SWB 29mm Clip	Ford 2005 Mustang LWB 27mm Clip		

			
Honda Civic BTCC LWB 28mm Clip	Honda Integra LWB 28mm Clip	Honda S2000 SWB 26mm Clip	
			
Jaguar D Type LWB 30mm Clip	Jaguar XJ 220 LWB 32mm Clip	Jaguar XJR 5 (Grp 44) SWB 32mm Clip	Jaguar XJR 9 (Grp C) SWB or LWB 33mm Clip
			
Jaguar XKR GT3 LWB 30mm Clip			Koenigsegg CCX LWB 30mm Clip
			
Lamborghini Contach SWB 29mm Clip	Lamborghini Huracan GT3 LWB 32mm Clip	Lamborghini Miura Concept LWB 30mm Clip	Lamborghini Miura Jota SWB 28mm Clip
			
Lancia LC2 SWB 31mm Clip	Lotus Elise LWB 27mm Clip	Lotus Espirit LWB	Lotus Europa LWB 31mm Clip

			
Matchbox Hi-Tailer LWB 33mm Clip	Mazda 787b (Grp C) LWB 30mm Clip	Mazda RX7 SWB 27mm Clip	McLaren F1 GTr LWB
			
McLaren MP4 12C GT3 LWB 28mm Clip	Mercedes Gullwing 300SL SWB	Mercedes 300SLR LWB	Mercedes CLK GTB LWB 30mm Clip
			
Mercedes DTM Car LWB 30mm Clip	MG 6GT BTCC LWB 28mm Clip	Mini Mini Cooper LWB 27mm Clip	Morris Minor LWB 27mm Clip
			
Mustang 1967 GT 500 SWB 30mm Clip	Mustang Mach 1 SWB 30mm Clip		
			
Nascar SWB 32mm Clip	Nissan 300ZX SWB 31mm Clip	Nissan March 86G Gtp SWB or LWB 30mm Clip	Nissan R390 GT LWB 32mm Clip

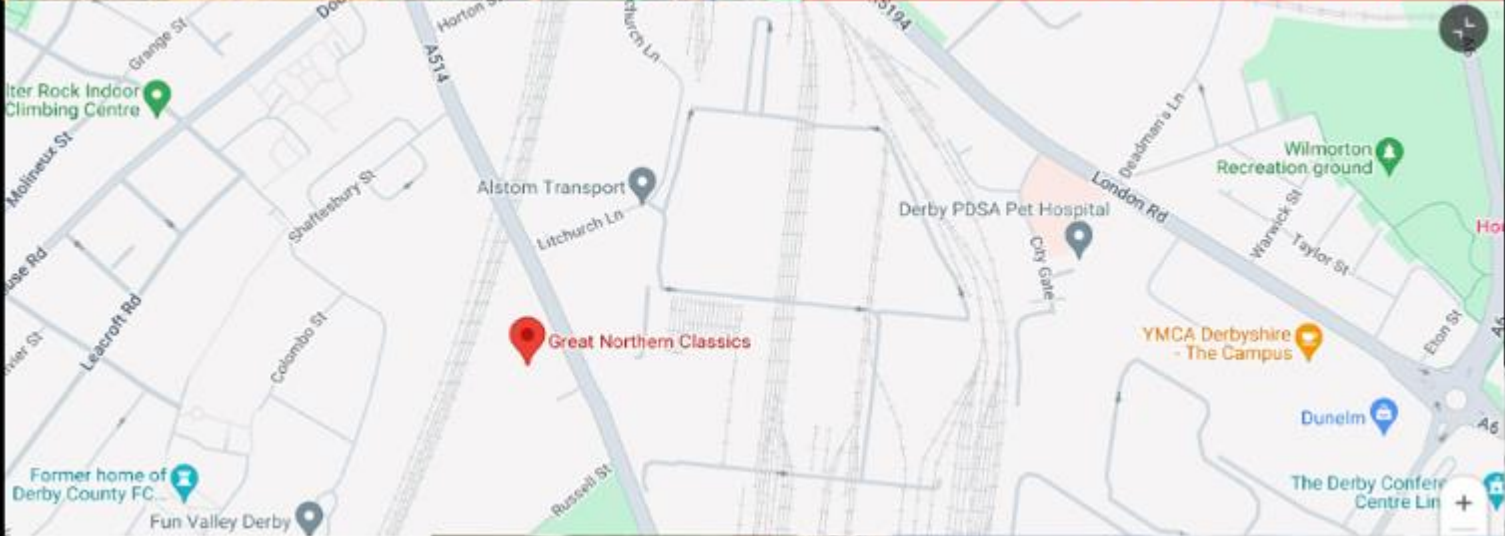
			
Nissan 1989 R89C LWB 32mm Clip	Nissan 1977 Skyline GT-R LWB 27mm Clip	Nissan R32 Skyline SWB 30mm Clip	Nissan Grp C SWB 32mm Clip
			
Pagani Huayra LWB 29mm Clip	Pagini Zonda C12 LWB 30mm Clip	Panoz 1999 LMP-1 LWB 32mm Clip	Peugeot 905 Grp C SWB or LWB 31mm Clip
			
Pontiac 1977 Firebird LWB 30mm Clip	Porsche 908 SWB 29mm Clip	Porsche 910 LWB 32mm Clip	Porsche 911 GT3 SWB 27mm Clip
			
Porsche 911 Turbo RSR GT3 LWB 28mm Clip	Porsche 917 SWB or LWB 31mm Clip	Porsche 934 Turbo RSR SWB 26mm Clip	Porsche 935 Turbo SWB 28mm Clip
			
Porsche 956 Grp C SWB 31mm Clip	Porsche 959 SWB 29mm Clip	Porsche 962 Grp C LWB 32mm Clip	

			
Renault Clio Cup Car LWB 30mm Clip	Renault Clio V6 LWB 29mm Clip	Renault Megane Trophy LWB 30mm Clip	Renault RS01 GT LWB 28mm Clip
			
Saleen S7 LWB	Sauber Mercedes C11 Grp C SWB or LWB 32mm Clip	Shadow MK 11a LWB 31mm Clip	Shelby Cobra Daytona Coupe SWB 31mm Clip
			
Subaru Levorg BTCC LWB 28mm Clip			
			
Toyota 88C-V Grp C SWB or LWB 32mm Clip	Toyota GT-One LWB	Triumph TR7 LWB 28mm Clip	TVR Sagaris LWB
			
Wiesmann GT MF5 SWB or LWB			Zakspeed Grp 5 Capri SWB or LWB 30mm Clip

Where is DHORC?



www.dhorc.co.uk



GREAT NORTHERN CLASSICS



Great Northern Classics
274 – 278 Osmaston Road
Derby DE24 8AE

Nick Sismey
sismey80@hotmail.co.uk
07984339192